






Annex C. Photographs

C.1 Test Setup









Radiated Test Setup

30 MHz – 1 GHz	1GHz – 9.5 GHz
	
9.5GHz – 18 GHz	18 GHz – 40 GHz
	

Conducted Test Setup




C.2 Test Sample


Sample #01	
<p>Module Front</p> 	<p>Module Back</p> 
<p>Adaptor front (with absorber)</p> 	<p>Adaptor back</p> 
<p>Extender board</p> 	<p>Laptop</p> 
<p>Antenna 1</p> 	<p>Antenna 2</p> 

Sample #02


Module Front




Module Back




Adaptor front (with absorber)



Adaptor back



Extender board



Laptop



Antenna 1




Antenna 2



Sample #03

Module Front



Module Back



Extender board



Laptop



End of the report

This page is left intentionally blank and marks the last page of the test report.