



Annex F. Photographs

F.1 Test Sample


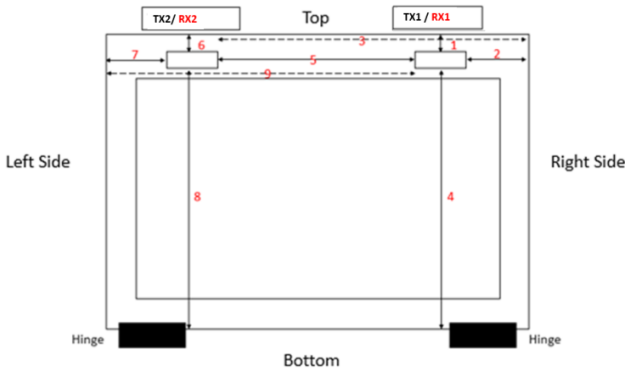
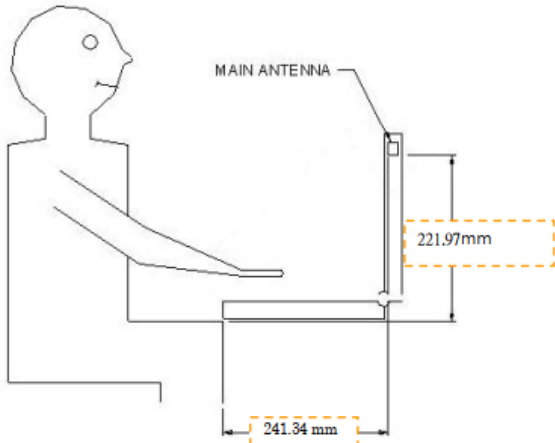
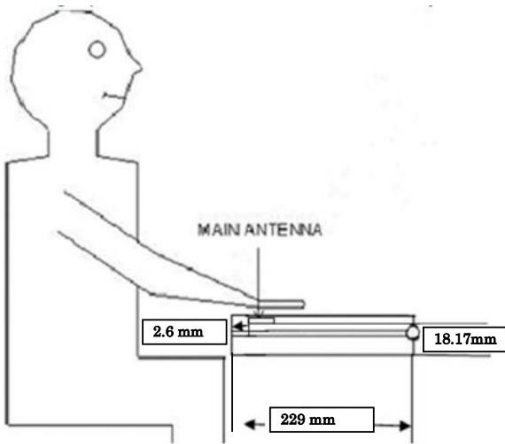
<div>Sample Front</div> <div></div>	<div>Sample Back</div> <div></div>
<div>Screen</div> <div></div>	<div>Keyboard</div> <div></div>
<div>Laptop Mode</div> <div></div>	

F.2 Test positions

Top Edge	Back Face
	


F.3 Antenna host platform location and adjacent edge positions relative to the body

All information (diagrams, values and dimensions) in this section are provided by the manufacturer

Antenna Host Platform location	Antenna Host Platform location - 2																				
	 <table data-bbox="810 846 1479 880"><tr><td>Dimension:</td><td>1</td><td>2</td><td>3</td><td>4</td><td>5</td><td>6</td><td>7</td><td>8</td><td>9</td></tr><tr><td>(mm)</td><td>2.6</td><td>56.8</td><td>225.8</td><td>221.4</td><td>154</td><td>2.6</td><td>56.8</td><td>221.4</td><td>255.8</td></tr></table>	Dimension:	1	2	3	4	5	6	7	8	9	(mm)	2.6	56.8	225.8	221.4	154	2.6	56.8	221.4	255.8
Dimension:	1	2	3	4	5	6	7	8	9												
(mm)	2.6	56.8	225.8	221.4	154	2.6	56.8	221.4	255.8												
Notebook Mode	Tablet Mode																				
 <p>Without rubber foot: 221.97 mm With rubber foot: 222.47mm</p>																					

F.4 Phantom liquid level during measurements

ELI phantom Body liquid SAR Dasy SPEAG MBBL600-6000V6 Batch - 160630-01



End of the report

This page is intentionally left blank and marks the last page of the test report.