





Annex F. Photographs

F.1 Test Sample

| Tablet Mode Front | Tablet Mode Back |
|---|--|
|  |  |
| Tablet Display | Tablet Keyboard |
|  |  |
| Laptop Mode | |
|  | |

F.2 Test positions

| Bottom Edge | Back Face |
|--|---|
|  |  |
| Laptop | Laptop – Side View |
|  |  |

F.3 Antenna host platform location and adjacent edge positions relative to the body

| Antenna Host Platform location | Tablet mode antenna location - 1 | | | | | | | | | | | | | | | | | | | | | | | | |
|--|----------------------------------|------------------|----------|---|------------------|---------|---|-----------------------|---------|---|-----------------|--------|---|-------------------|---------|---|-------------------------|---------|---|----------------|--------|---|-----------------------|-------|--|
| | | | | | | | | | | | | | | | | | | | | | | | | | |
| Tablet mode antenna location - 1 | Back Face Mode | | | | | | | | | | | | | | | | | | | | | | | | |
| <table border="1" data-bbox="146 1039 780 1256"> <thead> <tr> <th>Item</th> <th>Antenna function</th> <th>Distance</th> </tr> </thead> <tbody> <tr> <td>A</td> <td>WLAN-aux to edge</td> <td>4.18 mm</td> </tr> <tr> <td>B</td> <td>WLAN-aux to left edge</td> <td>79.01mm</td> </tr> <tr> <td>C</td> <td>WLAN-main table</td> <td>192 mm</td> </tr> <tr> <td>D</td> <td>WLAN-main to edge</td> <td>4.18 mm</td> </tr> <tr> <td>E</td> <td>WLAN-main to right edge</td> <td>55.01mm</td> </tr> <tr> <td>F</td> <td>WLAN-aux table</td> <td>192 mm</td> </tr> <tr> <td>G</td> <td>WLAN-main to WLAN aux</td> <td>98 mm</td> </tr> </tbody> </table> | Item | Antenna function | Distance | A | WLAN-aux to edge | 4.18 mm | B | WLAN-aux to left edge | 79.01mm | C | WLAN-main table | 192 mm | D | WLAN-main to edge | 4.18 mm | E | WLAN-main to right edge | 55.01mm | F | WLAN-aux table | 192 mm | G | WLAN-main to WLAN aux | 98 mm | |
| Item | Antenna function | Distance | | | | | | | | | | | | | | | | | | | | | | | |
| A | WLAN-aux to edge | 4.18 mm | | | | | | | | | | | | | | | | | | | | | | | |
| B | WLAN-aux to left edge | 79.01mm | | | | | | | | | | | | | | | | | | | | | | | |
| C | WLAN-main table | 192 mm | | | | | | | | | | | | | | | | | | | | | | | |
| D | WLAN-main to edge | 4.18 mm | | | | | | | | | | | | | | | | | | | | | | | |
| E | WLAN-main to right edge | 55.01mm | | | | | | | | | | | | | | | | | | | | | | | |
| F | WLAN-aux table | 192 mm | | | | | | | | | | | | | | | | | | | | | | | |
| G | WLAN-main to WLAN aux | 98 mm | | | | | | | | | | | | | | | | | | | | | | | |
| Notebook Mode | | | | | | | | | | | | | | | | | | | | | | | | | |
| | | | | | | | | | | | | | | | | | | | | | | | | | |

F.4 Phantom liquid level during measurements

ELI phantom Body liquid SAR Dasy SPEAG MBBL600-6000V6 Batch - 160630-01

