

FCC Test Report (Class II Permissive Change)

Product Name	Intel® Dual Band Wireless-AC 8260
Model No	8260NGW
FCC ID.	PD98260NG, PD98260NGU

*FCC ID: PD98260NG (for OEM factory install)

*FCC ID: PD98260NGU (for User Installation w/bios lock feature.)

Applicant	Intel Mobile Communications
Address	100 Center Point Circle, Suite 200 Columbia, South Carolina 29210 USA

Date of Receipt	June 03, 2015
Issue Date	Oct. 20, 2016
Report No.	1560147R-RFUSP01V00
Report Version	V2.0



The test results relate only to the samples tested.

The test results shown in the test report are traceable to the national/international standard through the calibration report of the equipment and evaluated measurement uncertainty herein.

This report must not be used to claim product endorsement by TAF or any agency of the government.

The test report shall not be reproduced without the written approval of Quietek Corporation.

Test Report

Issue Date: Oct. 20, 2016

Report No.: 1560147R-RFUSP01V00



Product Name	Intel® Dual Band Wireless-AC 8260
Applicant	Intel Mobile Communications
Address	100 Center Point Circle, Suite 200 Columbia, South Carolina 29210 USA
Manufacturer	Intel Mobile Communications
Model No.	8260NGW
FCC ID.	PD98260NG, PD98260NGU
EUT Rated Voltage	DC 3.3V (via Mini-PCI Express slot)
EUT Test Voltage	AC 120V/60Hz
Trade Name	Intel
Applicable Standard	FCC CFR Title 47 Part 15 Subpart C: 2015 ANSI C63.4: 2014, ANSI C63.10: 2013 KDB 558074 D01 DTS Meas Guidance v03r05
Test Result	Complied

Documented By :

Jinn Chen

(Senior Adm. Specialist / Jinn Chen)

Tested By :

Nick Chen

(Engineer / Nick Chen)

Approved By :

Vincent Lin

(Director / Vincent Lin)

TABLE OF CONTENTS

Description	Page
1. GENERAL INFORMATION	4
1.1. EUT Description.....	4
1.2. Operational Description	7
1.3. Tested System Details.....	8
1.4. Configuration of Tested System	8
1.5. EUT Exercise Software	8
1.6. Test Facility	9
1.7. List of Test Item and Equipment	10
2. Peak Power Output	11
2.1. Test Setup	11
2.2. Limits	11
2.3. Test Procedure	11
2.4. Uncertainty	11
2.5. Test Result of Peak Power Output.....	12
3. Radiated Emission.....	28
3.1. Test Setup	28
3.2. Limits	29
3.3. Test Procedure	30
3.4. Uncertainty	30
4. Band Edge	91
4.1. Test Setup	91
4.2. Limits	91
4.3. Test Procedure	91
4.4. Uncertainty	91
4.5. Test Result of Band Edge	92
5. EMI Reduction Method During Compliance Testing	256
Attachment 1: EUT Test Photographs	
Attachment 2: EUT Detailed Photographs	

1. GENERAL INFORMATION

1.1. EUT Description

Product Name	Intel® Dual Band Wireless-AC 8260
Trade Name	Intel
Model No.	8260NGW
FCC ID.	PD98260NG, PD98260NGU
Frequency Range	802.11b/g/n-20MHz:2412-2467MHz,802.11n-40MHz:2422-2457MHz
Number of Channels	802.11b/g/n-20MHz: 12, n-40MHz: 8
Data Speed	802.11b: 1-11Mbps, 802.11g: 6-54Mbps, 802.11n: up to 300Mbps
Channel separation	802.11b/g/n: 5 MHz, 802.11n-40MHz: 40MHz
Type of Modulation	802.11b:DSSS, DBPSK, DQPSK, CCK 802.11g/n: OFDM, BPSK, QPSK, 16QAM, 64QAM
Antenna Type	Dipole Antenna
Antenna Gain	Refer to the table “Antenna List”
Channel Control	Auto

Antenna List

No.	Manufacturer	Part No.	Antenna Type	Peak Gain
1	WIESON	GY121HT0321-003-H (External)	Dipole	2.89 dBi for 2.4GHz

Note: The antenna of EUT is conform to FCC 15.203

802.11b/g/n-20MHz Center Frequency of Each Channel:

Channel	Frequency	Channel	Frequency	Channel	Frequency	Channel	Frequency
Channel 01:	2412 MHz	Channel 02:	2417 MHz	Channel 03:	2422 MHz	Channel 04:	2427 MHz
Channel 05:	2432 MHz	Channel 06:	2437 MHz	Channel 07:	2442 MHz	Channel 08:	2447 MHz
Channel 09:	2452 MHz	Channel 10:	2457 MHz	Channel 11:	2462 MHz	Channel 12:	2467 MHz

802.11n-40MHz Center Working Frequency of Each Channel:

Channel	Frequency	Channel	Frequency	Channel	Frequency	Channel	Frequency
Channel 03:	2422 MHz	Channel 04:	2427 MHz	Channel 05:	2432 MHz	Channel 06:	2437 MHz
Channel 07:	2442 MHz	Channel 08:	2447 MHz	Channel 09:	2452 MHz	Channel 10:	2457 MHz

Duty Cycle

Formula:

$$\text{Duty cycle} = \text{Ton} / (\text{Ton} + \text{Toff})$$

$$\text{Duty Factor} = 10 \text{ Log} (1/\text{Duty Cycle})$$

Results:

2.4GHz band	Duty Cycle	Duty Factor (dB)	5GHz band	Duty Cycle	Duty Factor (dB)
802.11b	0.99	0.05	802.11a	0.98	0.08
802.11g	0.98	0.08	802.11n-20	0.98	0.09
802.11n-20	0.98	0.07	802.11n-40	0.97	0.15
802.11n-40	0.94	0.27	802.11ac-80	0.93	0.31

Note:

1. This device is an Intel® Dual Band Wireless-AC 8260 with a built-in WLAN and Bluetooth transceiver, this report for 2.4GHz WLAN.
2. Regarding to the operation frequency, the lowest, middle and highest frequency are selected to perform the test.
3. These tests are conducted on a sample for the purpose of demonstrating compliance of 802.11b/g/n transmitter with Part 15 Subpart C Paragraph 15.247 of spread spectrum devices.
4. This is to request a Class II permissive change for FCC ID: PD98260NG (originally granted on 05/27/2015) and PD98260NGU (originally granted on 05/27/2015).

The major change filed under this application is:

Change #1: Addition of new dipole type antenna, WIESON, part no. GY121HT0321-003-H (External).
This antenna will be restricted to mobile category computers and stationary desktop computers.

Test Mode:	Mode 1 SISO A: Transmit (802.11b 1Mbps)
	Mode 1 SISO A: Transmit (802.11g 6Mbps)
	Mode 1 SISO A: Transmit - 802.11n-20BW_7.2Mbps(2.4G Band)
	Mode 1 SISO A: Transmit - 802.11n-40BW_15Mbps(2.4G Band)
	Mode 2 SISO B: Transmit (802.11b 1Mbps)
	Mode 2 SISO B: Transmit (802.11g 6Mbps)
	Mode 2 SISO B: Transmit - 802.11n-20BW_7.2Mbps(2.4G Band)
	Mode 2 SISO B: Transmit - 802.11n-40BW_15Mbps(2.4G Band)
	Mode 3 MIMO: Transmit - 802.11n-20BW_14.4Mbps(2.4G Band)
	Mode 3 MIMO: Transmit - 802.11n-40BW_30Mbps(2.4G Band)
	Mode 4 Beamforming: Transmit - 802.11n-20BW_14.4Mbps(2.4G Band)
	Mode 4 Beamforming: Transmit - 802.11n-40BW_30Mbps(2.4G Band)

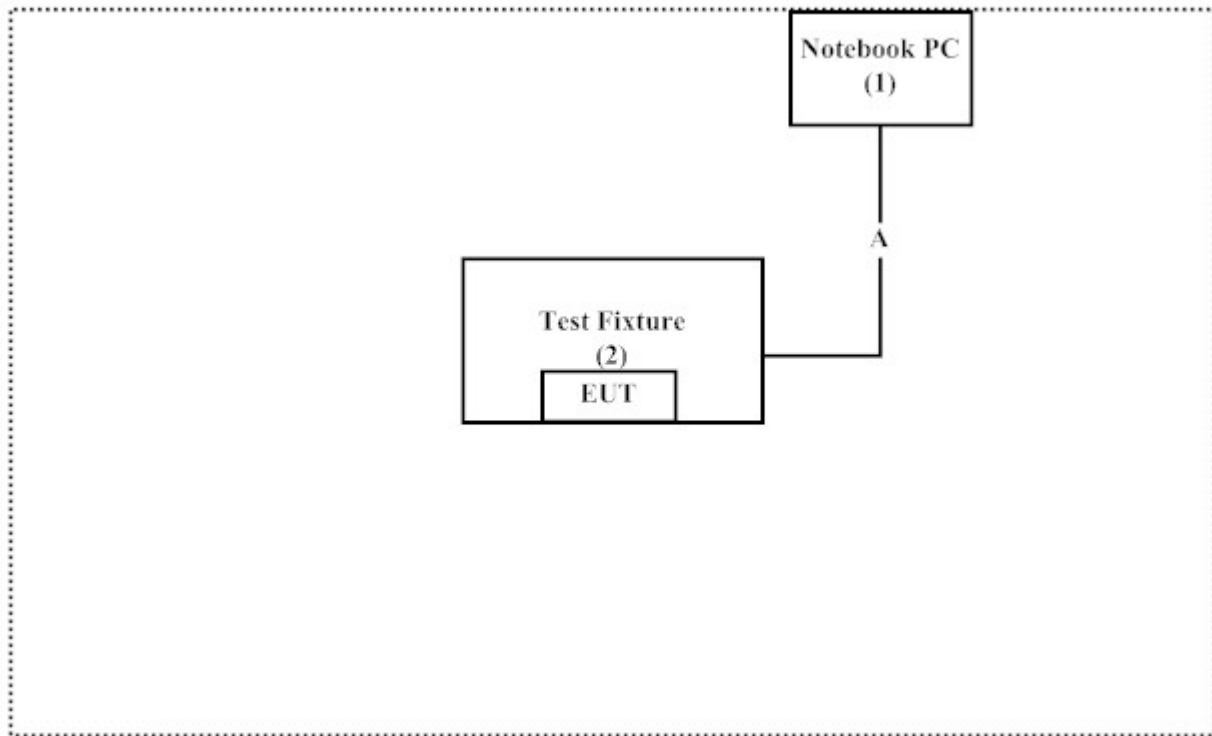
1.3. Tested System Details

The types for all equipment, plus descriptions of all cables used in the tested system (including inserted cards) are:

	Product	Manufacturer	Model No.	Serial No.	Power Cord
1	Notebook PC	DELL	N/A	N/A	Non-Shielded, 1.8m
2	Test Fixture	Intel	N/A	N/A	N/A

Signal Cable Type	Signal cable Description
A	Test Fixture Cable
	Non-Shielded, 1.0m

1.4. Configuration of Tested System



1.5. EUT Exercise Software

- (1) Setup the EUT as shown in Section 1.3.
- (2) Execute software “DRTU (Ver 1.8.1-01253)” on the EUT.
- (3) Configure the test mode, the test channel, and the data rate.
- (4) Press “OK” to start the continuous Transmit.
- (5) Verify that the EUT works properly.

1.6. Test Facility

Ambient conditions in the laboratory:

Items	Required (IEC 68-1)	Actual
Temperature (°C)	15-35	20-35
Humidity (%RH)	25-75	50-65
Barometric pressure (mbar)	860-1060	950-1000

The related certificate for our laboratories about the test site and management system can be downloaded from QuieTek Corporation's Web Site: <http://www.quietek.com/chinese/about/certificates.aspx?bval=5>
 The address and introduction of QuieTek Corporation's laboratories can be founded in our Web site: <http://www.quietek.com/>

Site Description: File on
 Federal Communications Commission
 FCC Engineering Laboratory
 7435 Oakland Mills Road
 Columbia, MD 21046
 Registration Number: 92195

Site Name: Quietek Corporation
 Site Address: No.5-22, Ruishukeng,
 Linkou Dist. New Taipei City 24451,
 Taiwan, R.O.C.
 TEL: 886-2-8601-3788 / FAX : 886-2-8601-3789
 E-Mail : service@quietek.com

FCC Accreditation Number: TW1014

1.7. List of Test Item and Equipment

For Conducted measurements /CB3

	Equipment	Manufacturer	Model No.	Serial No.	Cali. Data	Due. Data
X	Spectrum Analyzer	Agilent	N9010A	MY48030495	2016/7/22	2017/7/21
X	Power Meter	Anritsu	ML2495A	6K00003357	2016/6/23	2017/6/22
X	Power Sensor	Agilent	U2021XA	MY53400007	2015/11/26	2016/11/24
X	Power Sensor	Agilent	U2021XA	MY53400006	2015/11/26	2016/11/24
X	Power Sensor	Agilent	U2021XA	MY53360005	2015/11/26	2016/11/24
X	Power Sensor	Agilent	U2021XA	MY53400008	2015/11/26	2016/11/24
	Signal Generator	Agilent	N5182B	MY53050685	2016/5/31	2017/5/30
	Analog Signal Geator	Agilent	E8257DK/E825	MY44320633	2016/9/13	2017/9/12

For Radiated measurements /Site3/CB10/CB8

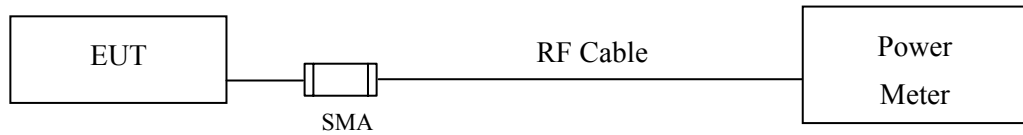
	Equipment	Manufacturer	Model No.	Serial No.	Cali. Data	Due. Data
X	Spectrum Analyzer	R&S	FSP40	100170	2016/1/5	2017/1/3
	Loop Antenna	TESEQ	HLA6121	37133	2016/3/18	2017/3/17
X	Bi-Log Antenna	Schaffner Chase	CBL6112B	2707	2016/6/11	2017/6/10
X	Horn Antenna	ETS-Lindgren	3117	00203761	2015/10/15	2016/10/13
	Horn Antenna	Schwarzbeck	BBHA9170	209	2016/4/14	2017/4/13
X	Pre-Amplifier	QuieTek	QTK-LK-E-I-A	N/A	2016/6/16	2017/6/15
X	Pre-Amplifier	EMCI	EMC012630SE	980210	2016/1/26	2017/1/24
	Pre-Amplifier	NARDA WE	DBL-1840N506	013	2016/8/6	2017/8/4
X	Filter	MicroTRON	BRM50701	019	2015/10/20	2016/10/18
	Filter	Microwave Circuits	N0257881	36681	2015/12/7	2016/12/5
X	EMI Test Receiver	R&S	ESCS 30	838251/001	2016/7/21	2017/7/20
X	Coaxial Cable	QTK(Arnist)	RG 214	LC003-RG	2016/6/16	2017/6/15
X	Coaxial signal switch	Anritsu	MP59B	6201415889	2016/6/16	2017/6/15

Note:

1. All equipments are calibrated every one year.
2. The test instruments marked with "X" are used to measure the final test results.
3. Test Software version : Keysight EN300328&EN301893 Test System V2.151229.

2. Peak Power Output

2.1. Test Setup



2.2. Limits

The maximum peak power shall be less 1 Watt.

2.3. Test Procedure

The EUT was tested according to DTS test procedure of KDB 558074 for compliance to FCC 47CFR 15.247 requirements. The maximum peak conducted output power using KDB 558074 D01 DTS Meas Guidance v03r04 section 9.1.2 PKPM1 Peak power meter method.

2.4. Uncertainty

± 1.27 dB

2.5. Test Result of Peak Power Output

Product : Intel® Dual Band Wireless-AC 8260
 Test Item : Peak Power Output Data
 Test Site : No.3 OATS
 Test Mode : Mode 1 SISO A: Transmit (802.11b 1Mbps)
 Test Date : 2016/09/22

Channel No	Frequency (MHz)	Average Power For different Data Rate (Mbps)				Peak Power	Required Limit	Result
		1	2	5.5	11			
		Measurement Level (dBm)						
01	2412	18.49	--	--	--	20.66	<30dBm	Pass
02	2417	19.03	--	--	--	21.00	<30dBm	Pass
03	2422	20.88	--	--	--	22.63	<30dBm	Pass
06	2437	20.96	20.79	20.45	20.29	22.49	<30dBm	Pass
09	2452	20.99	--	--	--	22.63	<30dBm	Pass
10	2457	19.67	--	--	--	21.49	<30dBm	Pass
11	2462	20.03	--	--	--	21.69	<30dBm	Pass
12	2467	16.79	--	--	--	18.43	<30dBm	Pass

Note: Peak Power Output Value = Reading value on power meter + cable loss

Product : Intel® Dual Band Wireless-AC 8260
 Test Item : Peak Power Output Data
 Test Site : No.3 OATS
 Test Mode : Mode 1 SISO A: Transmit (802.11g 6Mbps)
 Test Date : 2016/09/22

Channel No	Frequency (MHz)	Average Power For different Data Rate (Mbps)								Peak Power	Required Limit	Result
		6	9	12	18	24	36	48	54	6		
		Measurement Level (dBm)										
01	2412	18.34	--	--	--	--	--	--	--	22.92	<30dBm	Pass
02	2417	19.79	--	--	--	--	--	--	--	23.44	<30dBm	Pass
06	2437	21.08	20.88	20.69	20.49	20.30	20.10	19.91	19.71	23.96	<30dBm	Pass
10	2457	19.45	--	--	--	--	--	--	--	23.41	<30dBm	Pass
11	2462	17.52	--	--	--	--	--	--	--	22.31	<30dBm	Pass
12	2467	13.24	--	--	--	--	--	--	--	18.55	<30dBm	Pass

Note: Peak Power Output Value = Reading value on power meter + cable loss

Product : Intel® Dual Band Wireless-AC 8260
 Test Item : Peak Power Output Data
 Test Site : No.3 OATS
 Test Mode : Mode 1 SISO A: Transmit - 802.11n-20BW_7.2Mbps(2.4G Band)
 Test Date : 2016/09/22

Channel No	Frequency (MHz)	Average Power For different Data Rate (Mbps)								Peak Power	Required Limit	Result
		HT0	HT1	HT2	HT3	HT4	HT5	HT6	HT7	HT0		
		Measurement Level (dBm)										
01	2412	17.43	--	--	--	--	--	--	--	22.44	<30dBm	Pass
02	2417	19.02	--	--	--	--	--	--	--	22.22	<30dBm	Pass
06	2437	20.78	20.71	20.64	20.57	20.50	20.43	20.36	20.29	23.84	<30dBm	Pass
10	2457	19.10	--	--	--	--	--	--	--	23.31	<30dBm	Pass
11	2462	16.85	--	--	--	--	--	--	--	21.77	<30dBm	Pass
12	2467	13.61	--	--	--	--	--	--	--	19.01	<30dBm	Pass

Note: Peak Power Output Value = Reading value on power meter + cable loss

Product : Intel® Dual Band Wireless-AC 8260
 Test Item : Peak Power Output Data
 Test Site : No.3 OATS
 Test Mode : Mode 1 SISO A: Transmit - 802.11n-40BW_15Mbps(2.4G Band)
 Test Date : 2016/09/22

Channel No	Frequency (MHz)	Average Power For different Data Rate (Mbps)								Peak Power	Required Limit	Result
		HT0	HT1	HT2	HT3	HT4	HT5	HT6	HT7	HT0		
		Measurement Level (dBm)										
03	2422	16.59	--	--	--	--	--	--	--	20.09	<30dBm	Pass
04	2427	17.22	--	--	--	--	--	--	--	20.78	<30dBm	Pass
06	2437	18.04	17.89	17.61	17.42	17.20	16.99	16.77	16.56	21.55	<30dBm	Pass
08	2447	16.99	--	--	--	--	--	--	--	20.49	<30dBm	Pass
09	2452	14.41	--	--	--	--	--	--	--	18.09	<30dBm	Pass
10	2457	11.02	--	--	--	--	--	--	--	14.78	<30dBm	Pass

Note: Peak Power Output Value = Reading value on power meter + cable loss

Product : Intel® Dual Band Wireless-AC 8260
 Test Item : Peak Power Output Data
 Test Site : No.3 OATS
 Test Mode : Mode 2 SISO B: Transmit (802.11b 1Mbps)
 Test Date : 2016/09/22

Channel No	Frequency (MHz)	Average Power For different Data Rate (Mbps)				Peak Power	Required Limit	Result
		1	2	5.5	11			
		Measurement Level (dBm)						
01	2412	18.29	--	--	--	19.89	<30dBm	Pass
02	2417	20.69	--	--	--	22.16	<30dBm	Pass
06	2437	21.03	20.81	20.64	20.53	22.34	<30dBm	Pass
09	2452	20.99	--	--	--	22.52	<30dBm	Pass
10	2457	19.26	--	--	--	20.87	<30dBm	Pass
11	2462	19.10	--	--	--	20.69	<30dBm	Pass
12	2467	15.82	--	--	--	17.44	<30dBm	Pass

Note: Peak Power Output Value = Reading value on power meter + cable loss

Product : Intel® Dual Band Wireless-AC 8260
 Test Item : Peak Power Output Data
 Test Site : No.3 OATS
 Test Mode : Mode 2 SISO B: Transmit (802.11g 6Mbps)
 Test Date : 2016/09/22

Channel No	Frequency (MHz)	Average Power For different Data Rate (Mbps)								Peak Power	Required Limit	Result
		6	9	12	18	24	36	48	54	6		
		Measurement Level (dBm)										
01	2412	18.33	--	--	--	--	--	--	--	22.31	<30dBm	Pass
06	2437	20.12	19.89	19.66	19.43	19.20	18.97	18.74	18.51	23.02	<30dBm	Pass
11	2462	17.84	--	--	--	--	--	--	--	22.23	<30dBm	Pass
12	2467	15.28	--	--	--	--	--	--	--	20.16	<30dBm	Pass

Note: Peak Power Output Value = Reading value on power meter + cable loss

Product : Intel® Dual Band Wireless-AC 8260
 Test Item : Peak Power Output Data
 Test Site : No.3 OATS
 Test Mode : Mode 2 SISO B: Transmit - 802.11n-20BW_7.2Mbps(2.4G Band)
 Test Date : 2016/09/22

Channel No	Frequency (MHz)	Average Power For different Data Rate (Mbps)								Peak Power	Required Limit	Result
		HT0	HT1	HT2	HT3	HT4	HT5	HT6	HT7	HT0		
		Measurement Level (dBm)										
01	2412	17.30	--	--	--	--	--	--	--	22.04	<30dBm	Pass
06	2437	20.13	19.93	19.74	19.54	19.35	19.15	18.96	18.76	23.10	<30dBm	Pass
11	2462	17.19	--	--	--	--	--	--	--	22.16	<30dBm	Pass
12	2467	13.44	--	--	--	--	--	--	--	18.53	<30dBm	Pass

Note: Peak Power Output Value = Reading value on power meter + cable loss

Product : Intel® Dual Band Wireless-AC 8260
 Test Item : Peak Power Output Data
 Test Site : No.3 OATS
 Test Mode : Mode 2 SISO B: Transmit - 802.11n-40BW_15Mbps(2.4G Band)
 Test Date : 2016/09/22

Channel No	Frequency (MHz)	Average Power For different Data Rate (Mbps)								Peak Power	Required Limit	Result
		HT0	HT1	HT2	HT3	HT4	HT5	HT6	HT7	HT0		
		Measurement Level (dBm)										
03	2422	16.29	--	--	--	--	--	--	--	19.68	<30dBm	Pass
06	2437	17.36	17.18	17.03	16.86	16.70	16.53	16.37	16.20	20.66	<30dBm	Pass
09	2452	16.34	--	--	--	--	--	--	--	20.12	<30dBm	Pass
10	2457	12.52	--	--	--	--	--	--	--	16.28	<30dBm	Pass

Note: Peak Power Output Value = Reading value on power meter + cable loss

Product : Intel® Dual Band Wireless-AC 8260
 Test Item : Peak Power Output Data
 Test Site : No.3 OATS
 Test Mode : Mode 3 MIMO: Transmit - 802.11n-20BW_14.4Mbps(2.4G Band)
 Test Date : 2016/09/22

Chain A

Channel No	Frequency (MHz)	Average Power For different Data Rate (Mbps)								Peak Power HT8	Required Limit	Result
		HT8	HT9	HT10	HT11	HT12	HT13	HT14	HT15			
		Measurement Level (dBm)										
01	2412	13.04	--	--	--	--	--	--	--	18.10	<30dBm	Pass
02	2417	15.44	--	--	--	--	--	--	--	20.38	<30dBm	Pass
03	2422	17.41	--	--	--	--	--	--	--	22.14	<30dBm	Pass
06	2437	17.44	17.38	17.16	17.05	16.91	16.77	16.63	16.49	22.39	<30dBm	Pass
10	2457	17.31	--	--	--	--	--	--	--	22.42	<30dBm	Pass
11	2462	16.02	--	--	--	--	--	--	--	21.16	<30dBm	Pass
12	2467	12.22	--	--	--	--	--	--	--	17.29	<30dBm	Pass

Note: Peak Power Output Value = Reading value on power meter + cable loss

Chain B

Channel No	Frequency (MHz)	Average Power For different Data Rate (Mbps)								Peak Power HT8	Required Limit	Result
		HT8	HT9	HT10	HT11	HT12	HT13	HT14	HT15			
		Measurement Level (dBm)										
01	2412	13.02	--	--	--	--	--	--	--	18.34	<30dBm	Pass
02	2417	15.31	--	--	--	--	--	--	--	20.55	<30dBm	Pass
03	2422	17.22	--	--	--	--	--	--	--	21.88	<30dBm	Pass
06	2437	17.41	17.26	17.03	16.85	16.66	16.47	16.28	16.09	22.16	<30dBm	Pass
10	2457	17.55	--	--	--	--	--	--	--	22.13	<30dBm	Pass
11	2462	15.32	--	--	--	--	--	--	--	20.44	<30dBm	Pass
12	2467	12.01	--	--	--	--	--	--	--	17.29	<30dBm	Pass

Note: Peak Power Output Value = Reading value on power meter + cable loss

CHAIN A+B

Channel	Frequency (MHz)	Data Rate (Mbps)	Chain A Power (dBm)	Chain B Power (dBm)	Chain A+B Power (dBm)	Limit (dBm)	Result
01	2412	HT8	18.10	18.34	21.23	<30dBm	Pass
02	2417	HT8	20.38	20.55	23.48	<30dBm	Pass
03	2422	HT8	22.14	21.88	25.02	<30dBm	Pass
06	2437	HT8	22.39	22.16	25.29	<30dBm	Pass
10	2457	HT8	22.42	22.13	25.29	<30dBm	Pass
11	2462	HT8	21.16	20.44	23.83	<30dBm	Pass
12	2467	HT8	17.29	17.29	20.30	<30dBm	Pass

Note: Peak Power Output Value (dBm) = 10*LOG (Chain A (mW) + Chain B (mW))

Product : Intel® Dual Band Wireless-AC 8260
 Test Item : Peak Power Output Data
 Test Site : No.3 OATS
 Test Mode : Mode 3 MIMO: Transmit - 802.11n-40BW_30Mbps(2.4G Band)
 Test Date : 2016/09/22

Chain A

Channel No	Frequency (MHz)	Average Power For different Data Rate (Mbps)								Peak Power	Required Limit	Result
		HT8	HT9	HT10	HT11	HT12	HT13	HT14	HT15	HT8		
		Measurement Level (dBm)										
03	2422	13.29	--	--	--	--	--	--	--	17.11	<30dBm	Pass
04	2427	13.71	--	--	--	--	--	--	--	17.24	<30dBm	Pass
05	2432	14.02	--	--	--	--	--	--	--	17.66	<30dBm	Pass
06	2437	15.03	14.79	14.48	14.22	13.94	13.67	13.39	13.12	18.47	<30dBm	Pass
09	2452	15.02	--	--	--	--	--	--	--	17.48	<30dBm	Pass
10	2457	11.44	--	--	--	--	--	--	--	15.13	<30dBm	Pass

Note: Peak Power Output Value =Reading value on power meter + cable loss

Chain B

Channel No	Frequency (MHz)	Average Power For different Data Rate (Mbps)								Peak Power	Required Limit	Result
		HT8	HT9	HT10	HT11	HT12	HT13	HT14	HT15	HT8		
		Measurement Level (dBm)										
03	2422	13.22	--	--	--	--	--	--	--	17.04	<30dBm	Pass
04	2427	13.48	--	--	--	--	--	--	--	17.42	<30dBm	Pass
05	2432	13.99	--	--	--	--	--	--	--	17.47	<30dBm	Pass
06	2437	15.04	14.81	14.63	14.42	14.21	14.01	13.80	13.60	18.66	<30dBm	Pass
09	2452	14.88	--	--	--	--	--	--	--	18.29	<30dBm	Pass
10	2457	11.37	--	--	--	--	--	--	--	15.01	<30dBm	Pass

Note: Peak Power Output Value =Reading value on power meter + cable loss

CHAIN A+B

Channel	Frequency (MHz)	Data Rate (Mbps)	Chain A Power (dBm)	Chain B Power (dBm)	Chain A+B Power (dBm)	Limit (dBm)	Result
03	2422	HT8	17.11	17.04	20.09	<30dBm	Pass
04	2427	HT8	17.24	17.42	20.34	<30dBm	Pass
05	2432	HT8	17.66	17.47	20.58	<30dBm	Pass
06	2437	HT8	18.47	18.66	21.58	<30dBm	Pass
09	2452	HT8	17.48	18.29	20.91	<30dBm	Pass
10	2457	HT8	15.13	15.01	18.08	<30dBm	Pass

Note: Peak Power Output Value (dBm) = 10*LOG (Chain A (mW) + Chain B (mW))

Product : Intel® Dual Band Wireless-AC 8260
 Test Item : Peak Power Output Data
 Test Site : No.3 OATS
 Test Mode : Mode 4 Beamforming: Transmit - 802.11n-20BW_14.4Mbps(2.4G Band)
 Test Date : 2016/09/22

Chain A

Channel No	Frequency (MHz)	Average Power For different Data Rate (Mbps)								Peak Power	Required Limit	Result
		HT0	HT1	HT2	HT3	HT4	HT5	HT6	HT7	HT0		
		Measurement Level (dBm)										
01	2412	15.03	--	--	--	--	--	--	--	19.99	<30dBm	Pass
02	2417	17.88	--	--	--	--	--	--	--	22.40	<30dBm	Pass
06	2437	17.89	17.76	17.52	17.35	17.17	16.98	16.80	16.61	22.38	<30dBm	Pass
10	2457	17.31	--	--	--	--	--	--	--	22.13	<30dBm	Pass
11	2462	15.19	--	--	--	--	--	--	--	20.03	<30dBm	Pass
12	2467	10.03	--	--	--	--	--	--	--	15.02	<30dBm	Pass

Note: Peak Power Output Value = Reading value on power meter + cable loss

Chain B

Channel No	Frequency (MHz)	Average Power For different Data Rate (Mbps)								Peak Power	Required Limit	Result
		HT0	HT1	HT2	HT3	HT4	HT5	HT6	HT7	HT0		
		Measurement Level (dBm)										
01	2412	15.03	--	--	--	--	--	--	--	19.86	<30dBm	Pass
02	2417	17.89	--	--	--	--	--	--	--	22.30	<30dBm	Pass
06	2437	17.84	17.69	17.44	17.26	17.06	16.86	16.66	16.46	22.34	<30dBm	Pass
10	2457	17.29	--	--	--	--	--	--	--	22.16	<30dBm	Pass
11	2462	14.77	--	--	--	--	--	--	--	19.89	<30dBm	Pass
12	2467	9.79								14.77	<30dBm	Pass

Note: Peak Power Output Value = Reading value on power meter + cable loss

CHAIN A+B

Channel	Frequency (MHz)	Data Rata (Mbps)	Chain A Power (dBm)	Chain B Power (dBm)	Chain A+B Power (dBm)	Limit (dBm)	Result
01	2412	HT0	19.99	19.86	22.94	<30dBm	Pass
02	2417	HT0	22.40	22.30	25.36	<30dBm	Pass
06	2437	HT0	22.38	22.34	25.37	<30dBm	Pass
10	2457	HT0	22.13	22.16	25.16	<30dBm	Pass
11	2462	HT0	20.03	19.89	22.97	<30dBm	Pass
12	2467	HT0	15.02	14.77	17.91	<30dBm	Pass

Note: Peak Power Output Value (dBm) = 10*LOG (Chain A (mW) + Chain B (mW))

Product : Intel® Dual Band Wireless-AC 8260
 Test Item : Peak Power Output Data
 Test Site : No.3 OATS
 Test Mode : Mode 4 Beamforming: Transmit - 802.11n-40BW_30Mbps(2.4G Band)
 Test Date : 2016/09/22

Chain A

Channel No	Frequency (MHz)	Average Power For different Data Rate (Mbps)								Peak Power	Required Limit	Result
		HT0	HT1	HT2	HT3	HT4	HT5	HT6	HT7	HT0		
		Measurement Level (dBm)										
03	2422	12.79	--	--	--	--	--	--	--	16.20	<30dBm	Pass
04	2427	13.49	--	--	--	--	--	--	--	16.89	<30dBm	Pass
06	2437	14.44	14.11	13.89	13.60	13.32	13.05	12.77	12.50	17.88	<30dBm	Pass
09	2452	13.79	--	--	--	--	--	--	--	17.36	<30dBm	Pass
10	2457	8.77	--	--	--	--	--	--	--	12.59	<30dBm	Pass

Note: Peak Power Output Value = Reading value on power meter + cable loss

Chain B

Channel No	Frequency (MHz)	Average Power For different Data Rate (Mbps)								Peak Power	Required Limit	Result
		HT0	HT1	HT2	HT3	HT4	HT5	HT6	HT7	HT0		
		Measurement Level (dBm)										
03	2422	12.79	--	--	--	--	--	--	--	16.11	<30dBm	Pass
04	2427	13.44	--	--	--	--	--	--	--	16.82	<30dBm	Pass
06	2437	14.37	14.11	13.96	13.74	13.53	13.33	13.12	12.92	17.67	<30dBm	Pass
09	2452	13.74	--	--	--	--	--	--	--	17.23	<30dBm	Pass
10	2457	8.59	--	--	--	--	--	--	--	12.09	<30dBm	Pass

Note: Peak Power Output Value = Reading value on power meter + cable loss

CHAIN A+B

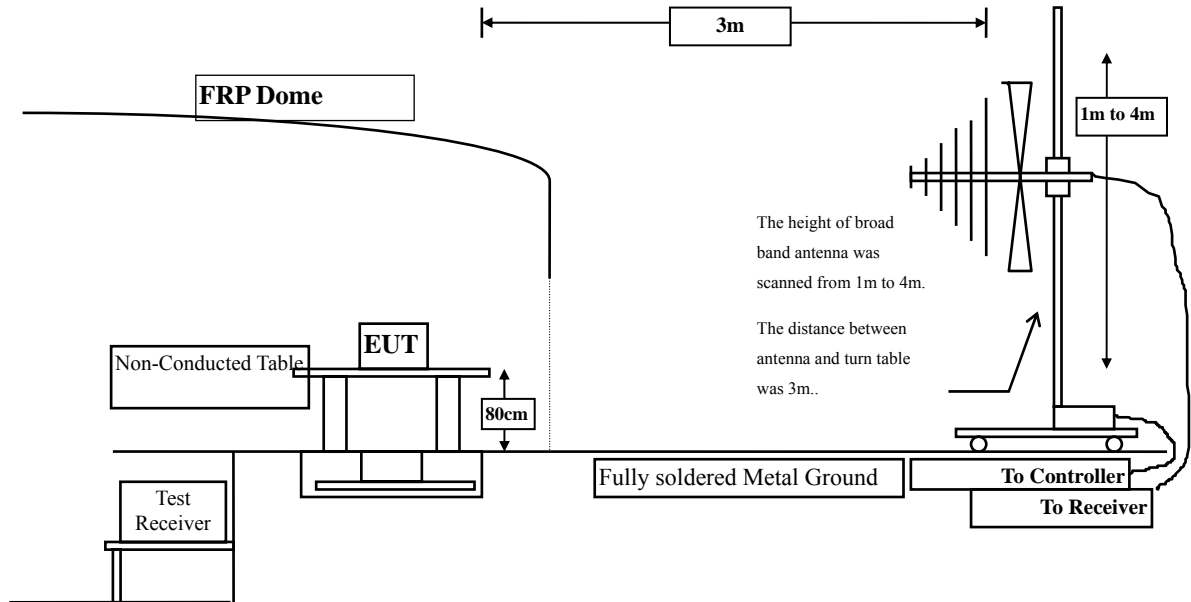
Channel	Frequency (MHz)	Data Rate (Mbps)	Chain A Power (dBm)	Chain B Power (dBm)	Chain A+B Power (dBm)	Limit (dBm)	Result
03	2422	HT0	16.20	16.11	19.17	<30dBm	Pass
04	2427	HT0	16.89	16.82	19.87	<30dBm	Pass
06	2437	HT0	17.88	17.67	20.79	<30dBm	Pass
09	2452	HT0	17.36	17.23	20.31	<30dBm	Pass
10	2457	HT0	12.59	12.09	15.36	<30dBm	Pass

Note: Peak Power Output Value (dBm) = 10*LOG (Chain A (mW) + Chain B (mW))

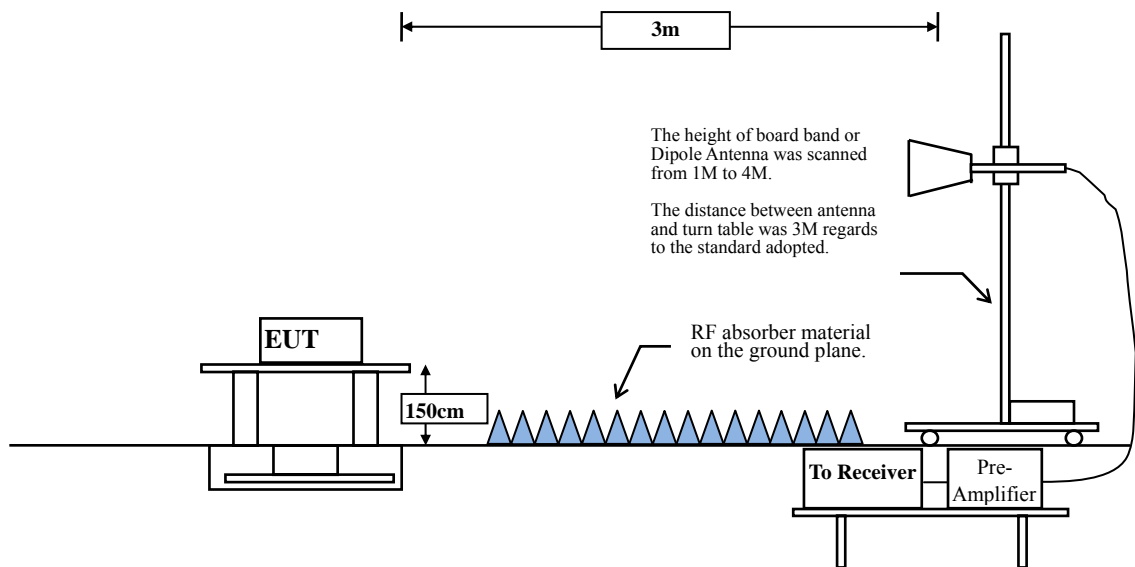
3. Radiated Emission

3.1. Test Setup

Below 1GHz



Above 1GHz



3.2. Limits

Emissions radiated outside of the specified frequency bands, except for harmonics, shall be attenuated by at least 20dB below the level of the fundamental or to the general radiated emission limits in paragraph 15.209, whichever is the lesser attenuation.

FCC Part 15 Subpart C Paragraph 15.209(a) Limits		
Frequency MHz	Field strength (microvolts/meter)	Measurement distance (meter)
0.009-0.490	2400/F(kHz)	300
0.490-1.705	24000/F(kHz)	30
1.705-30	30	30
30-88	100	3
88-216	150	3
216-960	200	3
Above 960	500	3

Remarks: E field strength (dBμV/m) = 20 log E field strength (uV/m)

3.3. Test Procedure

The EUT was setup according to ANSI C63.10: 2013 and tested according to DTS test procedure of KDB558074 for compliance to FCC 47CFR 15.247 requirements.

Measuring the frequency range below 1GHz, the EUT is placed on a turn table which is 0.8 meter above ground, when measuring the frequency range above 1GHz, the EUT is placed on a turn table which is 1.5 meter above ground.

The turn table is rotated 360 degrees to determine the position of the maximum emission level.

The EUT was positioned such that the distance from antenna to the EUT was 3 meters.

The antenna is scanned between 1 meter and 4 meters to find out the maximum emission level. This is repeated for both horizontal and vertical polarization of the antenna. In order to find the maximum emission, all of the interface cables were manipulated according to ANSI C63.10: 2013 on radiated measurement.

The resolution bandwidth below 30MHz setting on the field strength meter is 9kHz and 30MHz~1GHz is 120kHz and above 1GHz is 1MHz.

Radiated emission measurements below 30MHz are made using Loop Antenna and 30MHz~1GHz are made using broadband Bilog antenna and above 1GHz are made using Horn Antennas.

The measurement is divided into the Preliminary Measurement and the Final Measurement.

The suspected frequencies are searched for in Preliminary Measurement with the measurement antenna kept pointed at the source of the emission both in azimuth and elevation, with the polarization of the antenna oriented for maximum response. The antenna is pointed at an angle towards the source of the emission, and the EUT is rotated in both height and polarization to maximize the measured emission. The emission is kept within the illumination area of the 3 dB bandwidth of the antenna.

The worst radiated emission is measured in the Open Area Test Site on the Final Measurement.

The measurement frequency range from 9kHz - 10th Harmonic of fundamental was investigated.

3.4. Uncertainty

± 3.9 dB above 1GHz

± 3.8 dB below 1GHz

3.5. Test Result of Radiated Emission

Product : Intel® Dual Band Wireless-AC 8260
 Test Item : Harmonic Radiated Emission Data
 Test Site : No.3 OATS
 Test Mode : Mode 1 SISO A: Transmit (802.11b 1Mbps) (2412MHz)
 Test Date : 2016/09/22

Frequency MHz	Correct Factor dB	Reading Level dBuV	Measurement Level dBuV/m	Margin dB	Limit dBuV/m
Horizontal					
Peak Detector:					
4824.000	2.428	40.730	43.159	-30.841	74.000
7236.000	9.177	39.090	48.267	-25.733	74.000
9648.000	10.019	41.322	51.342	-22.658	74.000
Average Detector:					
--	--	--	--	--	54.000
Vertical					
Peak Detector:					
4824.000	2.836	46.334	49.171	-24.829	74.000
7236.000	9.676	38.242	47.918	-26.082	74.000
9648.000	10.556	40.288	50.845	-23.155	74.000
Average Detector:					
--	--	--	--	--	54.000

Note:

1. All Readings below 1GHz are Quasi-Peak, above 1GHz are performed with peak and/or average measurements as necessary.
2. Peak measurements: RBW = 1MHz, VBW = 3 MHz, Sweep: Auto.
3. Average measurements: RBW = 1MHz, VBW = 10 Hz, Sweep: Auto.
4. Measurement Level = Reading Level + Correct Factor.
5. Correct Factor = Antenna factor + Cable loss – Amplifier gain.
6. The average measurement was not performed when the peak measured data under the limit of average detection.
7. The emission levels of other frequencies are very lower than the limit and not show in test report.

Product : Intel® Dual Band Wireless-AC 8260
 Test Item : Harmonic Radiated Emission Data
 Test Site : No.3 OATS
 Test Mode : Mode 1 SISO A: Transmit (802.11b 1Mbps) (2437 MHz)
 Test Date : 2016/09/22

Frequency MHz	Correct Factor dB	Reading Level dBuV	Measurement Level dBuV/m	Margin dB	Limit dBuV/m
Horizontal					
Peak Detector:					
4874.000	2.076	41.007	43.084	-30.916	74.000
7311.000	9.512	39.915	49.427	-24.573	74.000
9748.000	9.630	41.099	50.729	-23.271	74.000
Average Detector:					
--	--	--	--	--	54.000
Vertical					
Peak Detector:					
4874.000	2.532	45.763	48.295	-25.705	74.000
7311.000	10.089	40.760	50.849	-23.151	74.000
9748.000	10.266	40.459	50.726	-23.274	74.000
Average Detector:					
--	--	--	--	--	54.000

Note:

1. All Readings below 1GHz are Quasi-Peak, above 1GHz are performed with peak and/or average measurements as necessary.
2. Peak measurements: RBW = 1MHz, VBW = 3 MHz, Sweep: Auto.
3. Average measurements: RBW = 1MHz, VBW = 10 Hz, Sweep: Auto.
4. Measurement Level = Reading Level + Correct Factor.
5. Correct Factor = Antenna factor + Cable loss – Amplifier gain.
6. The average measurement was not performed when the peak measured data under the limit of average detection.
7. The emission levels of other frequencies are very lower than the limit and not show in test report.

Product : Intel® Dual Band Wireless-AC 8260
 Test Item : Harmonic Radiated Emission Data
 Test Site : No.3 OATS
 Test Mode : Mode 1 SISO A: Transmit (802.11b 1Mbps) (2462 MHz)
 Test Date : 2016/09/22

Frequency MHz	Correct Factor dB	Reading Level dBuV	Measurement Level dBuV/m	Margin dB	Limit dBuV/m
Horizontal					
Peak Detector:					
4924.000	2.191	41.098	43.289	-30.711	74.000
7386.000	10.373	39.243	49.617	-24.383	74.000
9848.000	9.964	40.118	50.082	-23.918	74.000
Average Detector:					
--	--	--	--	--	54.000
Vertical					
Peak Detector:					
4924.000	2.805	45.038	47.843	-26.157	74.000
7386.000	11.180	40.135	51.315	-22.685	74.000
9848.000	10.801	40.296	51.097	-22.903	74.000
Average Detector:					
-	--	--	--	--	54.000

Note:

1. All Readings below 1GHz are Quasi-Peak, above 1GHz are performed with peak and/or average measurements as necessary.
2. Peak measurements: RBW = 1MHz, VBW = 3 MHz, Sweep: Auto.
3. Average measurements: RBW = 1MHz, VBW = 10 Hz, Sweep: Auto.
4. Measurement Level = Reading Level + Correct Factor.
5. Correct Factor = Antenna factor + Cable loss – Amplifier gain.
6. The average measurement was not performed when the peak measured data under the limit of average detection.
7. The emission levels of other frequencies are very lower than the limit and not show in test report.

Product : Intel® Dual Band Wireless-AC 8260
 Test Item : Harmonic Radiated Emission Data
 Test Site : No.3 OATS
 Test Mode : Mode 1 SISO A: Transmit (802.11b 1Mbps) (2467 MHz)
 Test Date : 2016/09/22

Frequency MHz	Correct Factor dB	Reading Level dBuV	Measurement Level dBuV/m	Margin dB	Limit dBuV/m
Horizontal					
Peak Detector:					
4934.000	3.782	36.549	40.332	-33.668	74.000
7401.000	13.797	35.258	49.055	-24.945	74.000
9868.000	13.401	35.821	49.221	-24.779	74.000
Average Detector:					
--	--	--	--	--	54.000
Vertical					
Peak Detector:					
4934.000	6.482	36.629	43.112	-30.888	74.000
7401.000	14.924	35.261	50.185	-23.815	74.000
9868.000	13.960	36.261	50.221	-23.779	74.000
Average Detector:					
--	--	--	--	--	54.000

Note:

1. All Readings below 1GHz are Quasi-Peak, above 1GHz are performed with peak and/or average measurements as necessary.
2. Peak measurements: RBW = 1MHz, VBW = 3 MHz, Sweep: Auto.
3. Average measurements: RBW = 1MHz, VBW = 10 Hz, Sweep: Auto.
4. Measurement Level = Reading Level + Correct Factor.
5. Correct Factor = Antenna factor + Cable loss – Amplifier gain.
6. The average measurement was not performed when the peak measured data under the limit of average detection.
7. The emission levels of other frequencies are very lower than the limit and not show in test report.

Product : Intel® Dual Band Wireless-AC 8260
 Test Item : Harmonic Radiated Emission Data
 Test Site : No.3 OATS
 Test Mode : Mode 1 SISO A: Transmit (802.11g 6Mbps) (2412MHz)
 Test Date : 2016/09/22

Frequency MHz	Correct Factor dB	Reading Level dBuV	Measurement Level dBuV/m	Margin dB	Limit dBuV/m
Horizontal					
Peak Detector:					
4824.000	2.428	41.386	43.815	-30.185	74.000
7236.000	9.177	41.317	50.494	-23.506	74.000
9648.000	10.019	40.705	50.725	-23.275	74.000
Average Detector:					
--	--	--	--	--	54.000
Vertical					
Peak Detector:					
4824.000	2.836	45.221	48.058	-25.942	74.000
7236.000	9.676	41.473	51.149	-22.851	74.000
9648.000	10.556	40.315	50.872	-23.128	74.000
Average Detector:					
--	--	--	--	--	54.000

Note:

1. All Readings below 1GHz are Quasi-Peak, above 1GHz are performed with peak and/or average measurements as necessary.
2. Peak measurements: RBW = 1MHz, VBW = 3 MHz, Sweep: Auto.
3. Average measurements: RBW = 1MHz, VBW = 10 Hz, Sweep: Auto.
4. Measurement Level = Reading Level + Correct Factor.
5. Correct Factor = Antenna factor + Cable loss – Amplifier gain.
6. The average measurement was not performed when the peak measured data under the limit of average detection.
7. The emission levels of other frequencies are very lower than the limit and not show in test report.

Product : Intel® Dual Band Wireless-AC 8260
 Test Item : Harmonic Radiated Emission Data
 Test Site : No.3 OATS
 Test Mode : Mode 1 SISO A: Transmit (802.11g 6Mbps) (2437 MHz)
 Test Date : 2016/09/22

Frequency MHz	Correct Factor dB	Reading Level dBuV	Measurement Level dBuV/m	Margin dB	Limit dBuV/m
Horizontal					
Peak Detector:					
4874.000	2.076	41.082	43.159	-30.841	74.000
7311.000	9.512	41.331	50.843	-23.157	74.000
9748.000	9.630	40.635	50.265	-23.735	74.000
Average Detector:					
--	--	--	--	--	54.000
Vertical					
Peak Detector:					
4874.000	2.532	45.194	47.726	-26.274	74.000
7311.000	10.089	41.725	51.814	-22.186	74.000
9748.000	10.266	40.236	50.503	-23.497	74.000
Average Detector:					
--	--	--	--	--	54.000

Note:

1. All Readings below 1GHz are Quasi-Peak, above 1GHz are performed with peak and/or average measurements as necessary.
2. Peak measurements: RBW = 1MHz, VBW = 3 MHz, Sweep: Auto.
3. Average measurements: RBW = 1MHz, VBW = 10 Hz, Sweep: Auto.
4. Measurement Level = Reading Level + Correct Factor.
5. Correct Factor = Antenna factor + Cable loss – Amplifier gain.
6. The average measurement was not performed when the peak measured data under the limit of average detection.
7. The emission levels of other frequencies are very lower than the limit and not show in test report.

Product : Intel® Dual Band Wireless-AC 8260
 Test Item : Harmonic Radiated Emission Data
 Test Site : No.3 OATS
 Test Mode : Mode 1 SISO A: Transmit (802.11g 6Mbps) (2462 MHz)
 Test Date : 2016/09/22

Frequency MHz	Correct Factor dB	Reading Level dBuV	Measurement Level dBuV/m	Margin dB	Limit dBuV/m
Horizontal					
Peak Detector:					
4924.000	2.191	40.837	43.028	-30.972	74.000
7386.000	10.373	41.500	51.874	-22.126	74.000
9848.000	9.964	40.670	50.634	-23.366	74.000
Average Detector:					
--	--	--	--	--	54.000
Vertical					
Peak Detector:					
4924.000	2.805	44.354	47.159	-26.841	74.000
7386.000	11.180	41.303	52.483	-21.517	74.000
9848.000	10.801	40.246	51.047	-22.953	74.000
Average Detector:					
--	--	--	--	--	54.000

Note:

1. All Readings below 1GHz are Quasi-Peak, above 1GHz are performed with peak and/or average measurements as necessary.
2. Peak measurements: RBW = 1MHz, VBW = 3 MHz, Sweep: Auto.
3. Average measurements: RBW = 1MHz, VBW = 10 Hz, Sweep: Auto.
4. Measurement Level = Reading Level + Correct Factor.
5. Correct Factor = Antenna factor + Cable loss – Amplifier gain.
6. The average measurement was not performed when the peak measured data under the limit of average detection.
7. The emission levels of other frequencies are very lower than the limit and not show in test report.

Product : Intel® Dual Band Wireless-AC 8260
 Test Item : Harmonic Radiated Emission Data
 Test Site : No.3 OATS
 Test Mode : Mode 1 SISO A: Transmit (802.11g 6Mbps) (2467 MHz)
 Test Date : 2016/09/22

Frequency MHz	Correct Factor dB	Reading Level dBuV	Measurement Level dBuV/m	Margin dB	Limit dBuV/m
Horizontal					
Peak Detector:					
4934.000	3.782	36.705	40.488	-33.512	74.000
7401.000	13.797	35.225	49.022	-24.978	74.000
9868.000	13.401	36.371	49.771	-24.229	74.000
Average Detector:					
--	--	--	--	--	54.000
Vertical					
Peak Detector:					
4934.000	6.482	36.958	43.441	-30.559	74.000
7401.000	14.924	35.188	50.112	-23.888	74.000
9868.000	13.960	36.260	50.220	-23.780	74.000
Average Detector:					
--	--	--	--	--	54.000

Note:

1. All Readings below 1GHz are Quasi-Peak, above 1GHz are performed with peak and/or average measurements as necessary.
2. Peak measurements: RBW = 1MHz, VBW = 3 MHz, Sweep: Auto.
3. Average measurements: RBW = 1MHz, VBW = 10 Hz, Sweep: Auto.
4. Measurement Level = Reading Level + Correct Factor.
5. Correct Factor = Antenna factor + Cable loss – Amplifier gain.
6. The average measurement was not performed when the peak measured data under the limit of average detection.
7. The emission levels of other frequencies are very lower than the limit and not show in test report.

Product : Intel® Dual Band Wireless-AC 8260
 Test Item : Harmonic Radiated Emission Data
 Test Site : No.3 OATS
 Test Mode : Mode 1 SISO A: Transmit - 802.11n-20BW_7.2Mbps(2.4G Band) (2412MHz)
 Test Date : 2016/09/22

Frequency MHz	Correct Factor dB	Reading Level dBuV	Measurement Level dBuV/m	Margin dB	Limit dBuV/m
Horizontal					
Peak Detector:					
4824.000	2.428	39.629	42.058	-31.942	74.000
7236.000	9.177	41.668	50.845	-23.155	74.000
9648.000	10.019	41.059	51.079	-22.921	74.000
Average Detector:					
--	--	--	--	--	54.000
Vertical					
Peak Detector:					
4824.000	2.836	44.381	47.218	-26.782	74.000
7236.000	9.676	40.713	50.389	-23.611	74.000
9648.000	10.556	40.925	51.482	-22.518	74.000
Average Detector:					
--	--	--	--	--	54.000

Note:

1. All Readings below 1GHz are Quasi-Peak, above 1GHz are performed with peak and/or average measurements as necessary.
2. Peak measurements: RBW = 1MHz, VBW = 3 MHz, Sweep: Auto.
3. Average measurements: RBW = 1MHz, VBW = 10 Hz, Sweep: Auto.
4. Measurement Level = Reading Level + Correct Factor.
5. Correct Factor = Antenna factor + Cable loss – Amplifier gain.
6. The average measurement was not performed when the peak measured data under the limit of average detection.
7. The emission levels of other frequencies are very lower than the limit and not show in test report.

Product : Intel® Dual Band Wireless-AC 8260
 Test Item : Harmonic Radiated Emission Data
 Test Site : No.3 OATS
 Test Mode : Mode 1 SISO A: Transmit - 802.11n-20BW_7.2Mbps(2.4G Band) (2437 MHz)
 Test Date : 2016/09/22

Frequency MHz	Correct Factor dB	Reading Level dBuV	Measurement Level dBuV/m	Margin dB	Limit dBuV/m
Horizontal					
Peak Detector:					
4874.000	2.076	39.981	42.058	-31.942	74.000
7311.000	9.512	41.677	51.189	-22.811	74.000
9748.000	9.630	40.342	49.972	-24.028	74.000
Average Detector:					
--	--	--	--	--	54.000
Vertical					
Peak Detector:					
4874.000	2.532	44.489	47.021	-26.979	74.000
7311.000	10.089	40.770	50.859	-23.141	74.000
9748.000	10.266	39.881	50.148	-23.852	74.000
Average Detector:					
--	--	--	--	--	54.000

Note:

1. All Readings below 1GHz are Quasi-Peak, above 1GHz are performed with peak and/or average measurements as necessary.
2. Peak measurements: RBW = 1MHz, VBW = 3 MHz, Sweep: Auto.
3. Average measurements: RBW = 1MHz, VBW = 10 Hz, Sweep: Auto.
4. Measurement Level = Reading Level + Correct Factor.
5. Correct Factor = Antenna factor + Cable loss – Amplifier gain.
6. The average measurement was not performed when the peak measured data under the limit of average detection.
7. The emission levels of other frequencies are very lower than the limit and not show in test report.

Product : Intel® Dual Band Wireless-AC 8260
 Test Item : Harmonic Radiated Emission Data
 Test Site : No.3 OATS
 Test Mode : Mode 1 SISO A: Transmit - 802.11n-20BW_7.2Mbps(2.4G Band) (2462 MHz)
 Test Date : 2016/09/22

Frequency MHz	Correct Factor dB	Reading Level dBuV	Measurement Level dBuV/m	Margin dB	Limit dBuV/m
Horizontal					
Peak Detector:					
4924.000	2.191	39.650	41.841	-32.159	74.000
7386.000	10.373	41.720	52.094	-21.906	74.000
9848.000	9.964	41.309	51.273	-22.727	74.000
Average Detector:					
--	--	--	--	--	54.000
Vertical					
Peak Detector:					
4924.000	2.805	44.010	46.815	-27.185	74.000
7386.000	11.180	40.969	52.149	-21.851	74.000
9848.000	10.801	39.437	50.238	-23.762	74.000
Average Detector:					
--	--	--	--	--	54.000

Note:

1. All Readings below 1GHz are Quasi-Peak, above 1GHz are performed with peak and/or average measurements as necessary.
2. Peak measurements: RBW = 1MHz, VBW = 3 MHz, Sweep: Auto.
3. Average measurements: RBW = 1MHz, VBW = 10 Hz, Sweep: Auto.
4. Measurement Level = Reading Level + Correct Factor.
5. Correct Factor = Antenna factor + Cable loss – Amplifier gain.
6. The average measurement was not performed when the peak measured data under the limit of average detection.
7. The emission levels of other frequencies are very lower than the limit and not show in test report.

Product : Intel® Dual Band Wireless-AC 8260
 Test Item : Harmonic Radiated Emission Data
 Test Site : No.3 OATS
 Test Mode : Mode 1 SISO A: Transmit - 802.11n-20BW_7.2Mbps(2.4G Band) (2467 MHz)
 Test Date : 2016/09/22

Frequency MHz	Correct Factor dB	Reading Level dBuV	Measurement Level dBuV/m	Margin dB	Limit dBuV/m
Horizontal					
Peak Detector:					
4934.000	3.782	36.328	40.111	-33.889	74.000
7401.000	13.797	34.953	48.750	-25.250	74.000
9868.000	13.401	36.481	49.881	-24.119	74.000
Average Detector:					
--	--	--	--	--	54.000
Vertical					
Peak Detector:					
4934.000	6.482	36.367	42.850	-31.150	74.000
7401.000	14.924	35.288	50.212	-23.788	74.000
9868.000	13.960	36.495	50.455	-23.545	74.000
Average Detector:					
--	--	--	--	--	54.000

Note:

1. All Readings below 1GHz are Quasi-Peak, above 1GHz are performed with peak and/or average measurements as necessary.
2. Peak measurements: RBW = 1MHz, VBW = 3 MHz, Sweep: Auto.
3. Average measurements: RBW = 1MHz, VBW = 10 Hz, Sweep: Auto.
4. Measurement Level = Reading Level + Correct Factor.
5. Correct Factor = Antenna factor + Cable loss – Amplifier gain.
6. The average measurement was not performed when the peak measured data under the limit of average detection.
7. The emission levels of other frequencies are very lower than the limit and not show in test report.

Product : Intel® Dual Band Wireless-AC 8260
 Test Item : Harmonic Radiated Emission Data
 Test Site : No.3 OATS
 Test Mode : Mode 1 SISO A: Transmit - 802.11n-40BW_15Mbps(2.4G Band) (2422MHz)
 Test Date : 2016/09/22

Frequency MHz	Correct Factor dB	Reading Level dBuV	Measurement Level dBuV/m	Margin dB	Limit dBuV/m
Horizontal					
Peak Detector:					
4844.000	2.280	39.938	42.219	-31.781	74.000
7266.000	9.106	39.575	48.681	-25.319	74.000
9688.000	9.663	40.444	50.107	-23.893	74.000
Average Detector:					
--	--	--	--	--	54.000
Vertical					
Peak Detector:					
4844.000	2.707	42.676	45.384	-28.616	74.000
7266.000	9.626	39.547	49.173	-24.827	74.000
9688.000	10.284	40.344	50.628	-23.372	74.000
Average Detector:					
--	--	--	--	--	54.000

Note:

1. All Readings below 1GHz are Quasi-Peak, above 1GHz are performed with peak and/or average measurements as necessary.
2. Peak measurements: RBW = 1MHz, VBW = 3 MHz, Sweep: Auto.
3. Average measurements: RBW = 1MHz, VBW = 10 Hz, Sweep: Auto.
4. Measurement Level = Reading Level + Correct Factor.
5. Correct Factor = Antenna factor + Cable loss – Amplifier gain.
6. The average measurement was not performed when the peak measured data under the limit of average detection.
7. The emission levels of other frequencies are very lower than the limit and not show in test report.

Product : Intel® Dual Band Wireless-AC 8260
 Test Item : Harmonic Radiated Emission Data
 Test Site : No.3 OATS
 Test Mode : Mode 1 SISO A: Transmit - 802.11n-40BW_15Mbps(2.4G Band) (2437 MHz)
 Test Date : 2016/09/22

Frequency MHz	Correct Factor dB	Reading Level dBuV	Measurement Level dBuV/m	Margin dB	Limit dBuV/m
Horizontal					
Peak Detector:					
4874.000	2.076	39.981	42.058	-31.942	74.000
7311.000	9.512	40.115	49.627	-24.373	74.000
9748.000	9.630	40.196	49.826	-24.174	74.000
Average Detector:					
--	--	--	--	--	54.000
Vertical					
Peak Detector:					
4874.000	2.532	42.549	45.081	-28.919	74.000
7311.000	10.089	39.603	49.692	-24.308	74.000
9748.000	10.266	39.910	50.177	-23.823	74.000
Average Detector:					
--	--	--	--	--	54.000

Note:

1. All Readings below 1GHz are Quasi-Peak, above 1GHz are performed with peak and/or average measurements as necessary.
2. Peak measurements: RBW = 1MHz, VBW = 3 MHz, Sweep: Auto.
3. Average measurements: RBW = 1MHz, VBW = 10 Hz, Sweep: Auto.
4. Measurement Level = Reading Level + Correct Factor.
5. Correct Factor = Antenna factor + Cable loss – Amplifier gain.
6. The average measurement was not performed when the peak measured data under the limit of average detection.
7. The emission levels of other frequencies are very lower than the limit and not show in test report.

Product : Intel® Dual Band Wireless-AC 8260
 Test Item : Harmonic Radiated Emission Data
 Test Site : No.3 OATS
 Test Mode : Mode 1 SISO A: Transmit - 802.11n-40BW_15Mbps(2.4G Band) (2452 MHz)
 Test Date : 2016/09/22

Frequency MHz	Correct Factor dB	Reading Level dBuV	Measurement Level dBuV/m	Margin dB	Limit dBuV/m
Horizontal					
Peak Detector:					
4904.000	2.000	40.290	42.291	-31.709	74.000
7356.000	10.308	39.709	50.017	-23.983	74.000
9808.000	9.850	40.043	49.893	-24.107	74.000
Average Detector:					
--	--	--	--	--	54.000
Vertical					
Peak Detector:					
4904.000	2.513	44.298	46.812	-27.188	74.000
7356.000	11.022	41.086	52.108	-21.892	74.000
9808.000	10.512	39.182	49.694	-24.306	74.000
Average Detector:					
--	--	--	--	--	54.000

Note:

1. All Readings below 1GHz are Quasi-Peak, above 1GHz are performed with peak and/or average measurements as necessary.
2. Peak measurements: RBW = 1MHz, VBW = 3 MHz, Sweep: Auto.
3. Average measurements: RBW = 1MHz, VBW = 10 Hz, Sweep: Auto.
4. Measurement Level = Reading Level + Correct Factor.
5. Correct Factor = Antenna factor + Cable loss – Amplifier gain.
6. The average measurement was not performed when the peak measured data under the limit of average detection.
7. The emission levels of other frequencies are very lower than the limit and not show in test report.

Product : Intel® Dual Band Wireless-AC 8260
 Test Item : Harmonic Radiated Emission Data
 Test Site : No.3 OATS
 Test Mode : Mode 1 SISO A: Transmit - 802.11n-40BW_15Mbps(2.4G Band) (2457 MHz)
 Test Date : 2016/09/22

Frequency MHz	Correct Factor dB	Reading Level dBuV	Measurement Level dBuV/m	Margin dB	Limit dBuV/m
Horizontal					
Peak Detector:					
4914.000	3.880	36.775	40.655	-33.345	74.000
7371.000	13.640	34.681	48.321	-25.679	74.000
9828.000	13.059	36.023	49.082	-24.918	74.000
Average Detector:					
--	--	--	--	--	54.000
Vertical					
Peak Detector:					
4914.000	6.505	36.656	43.162	-30.838	74.000
7371.000	14.708	35.093	49.801	-24.199	74.000
9828.000	13.530	36.291	49.821	-24.179	74.000
Average Detector:					
--	--	--	--	--	54.000

Note:

1. All Readings below 1GHz are Quasi-Peak, above 1GHz are performed with peak and/or average measurements as necessary.
2. Peak measurements: RBW = 1MHz, VBW = 3 MHz, Sweep: Auto.
3. Average measurements: RBW = 1MHz, VBW = 10 Hz, Sweep: Auto.
4. Measurement Level = Reading Level + Correct Factor.
5. Correct Factor = Antenna factor + Cable loss – Amplifier gain.
6. The average measurement was not performed when the peak measured data under the limit of average detection.
7. The emission levels of other frequencies are very lower than the limit and not show in test report.

Product : Intel® Dual Band Wireless-AC 8260
 Test Item : Harmonic Radiated Emission Data
 Test Site : No.3 OATS
 Test Mode : Mode 2 SISO B: Transmit (802.11b 1Mbps) (2412MHz)
 Test Date : 2016/09/22

Frequency MHz	Correct Factor dB	Reading Level dBuV	Measurement Level dBuV/m	Margin dB	Limit dBuV/m
Horizontal					
Peak Detector:					
4824.000	4.466	38.065	42.531	-31.469	74.000
7236.000	12.175	35.527	47.702	-26.298	74.000
9648.000	13.612	36.829	50.441	-23.559	74.000
Average Detector:					
--	--	--	--	--	54.000
Vertical					
Peak Detector:					
4824.000	7.626	41.026	48.652	-25.348	74.000
7236.000	13.020	34.302	47.322	-26.678	74.000
9648.000	14.082	36.973	51.055	-22.945	74.000
Average Detector:					
--	--	--	--	--	54.000

Note:

1. All Readings below 1GHz are Quasi-Peak, above 1GHz are performed with peak and/or average measurements as necessary.
2. Peak measurements: RBW = 1MHz, VBW = 3 MHz, Sweep: Auto.
3. Average measurements: RBW = 1MHz, VBW = 10 Hz, Sweep: Auto.
4. Measurement Level = Reading Level + Correct Factor.
5. Correct Factor = Antenna factor + Cable loss – Amplifier gain.
6. The average measurement was not performed when the peak measured data under the limit of average detection.
7. The emission levels of other frequencies are very lower than the limit and not show in test report.

Product : Intel® Dual Band Wireless-AC 8260
 Test Item : Harmonic Radiated Emission Data
 Test Site : No.3 OATS
 Test Mode : Mode 2 SISO B: Transmit (802.11b 1Mbps) (2437 MHz)
 Test Date : 2016/09/22

Frequency MHz	Correct Factor dB	Reading Level dBuV	Measurement Level dBuV/m	Margin dB	Limit dBuV/m
Horizontal					
Peak Detector:					
4874.000	4.127	38.380	42.507	-31.493	74.000
7311.000	13.349	35.106	48.454	-25.546	74.000
9748.000	13.005	36.850	49.855	-24.145	74.000
Average Detector:					
--	--	--	--	--	54.000
Vertical					
Peak Detector:					
4874.000	6.901	40.920	47.821	-26.179	74.000
7311.000	14.184	36.061	50.245	-23.755	74.000
9748.000	13.496	36.592	50.088	-23.912	74.000
Average Detector:					
--	--	--	--	--	54.000

Note:

1. All Readings below 1GHz are Quasi-Peak, above 1GHz are performed with peak and/or average measurements as necessary.
2. Peak measurements: RBW = 1MHz, VBW = 3 MHz, Sweep: Auto.
3. Average measurements: RBW = 1MHz, VBW = 10 Hz, Sweep: Auto.
4. Measurement Level = Reading Level + Correct Factor.
5. Correct Factor = Antenna factor + Cable loss – Amplifier gain.
6. The average measurement was not performed when the peak measured data under the limit of average detection.
7. The emission levels of other frequencies are very lower than the limit and not show in test report.

Product : Intel® Dual Band Wireless-AC 8260
 Test Item : Harmonic Radiated Emission Data
 Test Site : No.3 OATS
 Test Mode : Mode 2 SISO B: Transmit (802.11b 1Mbps) (2462 MHz)
 Test Date : 2016/09/22

Frequency MHz	Correct Factor dB	Reading Level dBuV	Measurement Level dBuV/m	Margin dB	Limit dBuV/m
Horizontal					
Peak Detector:					
4924.000	3.832	38.879	42.711	-31.289	74.000
7386.000	13.711	35.488	49.200	-24.800	74.000
9848.000	13.229	36.212	49.441	-24.559	74.000
Average Detector:					
--	--	--	--	--	54.000
Vertical					
Peak Detector:					
4924.000	6.495	40.656	47.150	-26.850	74.000
7386.000	14.838	35.877	50.715	-23.285	74.000
9848.000	13.744	36.807	50.551	-23.449	74.000
Average Detector:					
--	--	--	--	--	54.000

Note:

1. All Readings below 1GHz are Quasi-Peak, above 1GHz are performed with peak and/or average measurements as necessary.
2. Peak measurements: RBW = 1MHz, VBW = 3 MHz, Sweep: Auto.
3. Average measurements: RBW = 1MHz, VBW = 10 Hz, Sweep: Auto.
4. Measurement Level = Reading Level + Correct Factor.
5. Correct Factor = Antenna factor + Cable loss – Amplifier gain.
6. The average measurement was not performed when the peak measured data under the limit of average detection.
7. The emission levels of other frequencies are very lower than the limit and not show in test report.

Product : Intel® Dual Band Wireless-AC 8260
 Test Item : Harmonic Radiated Emission Data
 Test Site : No.3 OATS
 Test Mode : Mode 2 SISO B: Transmit (802.11b 1Mbps) (2467 MHz)
 Test Date : 2016/09/22

Frequency MHz	Correct Factor dB	Reading Level dBuV	Measurement Level dBuV/m	Margin dB	Limit dBuV/m
Horizontal					
Peak Detector:					
4934.000	3.782	36.870	40.653	-33.347	74.000
7401.000	13.797	35.388	49.185	-24.815	74.000
9868.000	13.401	36.031	49.431	-24.569	74.000
Average Detector:					
--	--	--	--	--	54.000
Vertical					
Peak Detector:					
4934.000	6.482	36.410	42.893	-31.107	74.000
7401.000	14.924	35.058	49.982	-24.018	74.000
9868.000	13.960	36.191	50.151	-23.849	74.000
Average Detector:					
--	--	--	--	--	54.000

Note:

1. All Readings below 1GHz are Quasi-Peak, above 1GHz are performed with peak and/or average measurements as necessary.
2. Peak measurements: RBW = 1MHz, VBW = 3 MHz, Sweep: Auto.
3. Average measurements: RBW = 1MHz, VBW = 10 Hz, Sweep: Auto.
4. Measurement Level = Reading Level + Correct Factor.
5. Correct Factor = Antenna factor + Cable loss – Amplifier gain.
6. The average measurement was not performed when the peak measured data under the limit of average detection.
7. The emission levels of other frequencies are very lower than the limit and not show in test report.

Product : Intel® Dual Band Wireless-AC 8260
 Test Item : Harmonic Radiated Emission Data
 Test Site : No.3 OATS
 Test Mode : Mode 2 SISO B: Transmit (802.11g 6Mbps) (2412MHz)
 Test Date : 2016/09/22

Frequency MHz	Correct Factor dB	Reading Level dBuV	Measurement Level dBuV/m	Margin dB	Limit dBuV/m
Horizontal					
Peak Detector:					
4824.000	4.466	38.305	42.771	-31.229	74.000
7236.000	12.175	37.675	49.850	-24.150	74.000
9648.000	13.612	36.839	50.451	-23.549	74.000
Average Detector:					
--	--	--	--	--	54.000
Vertical					
Peak Detector:					
4824.000	7.626	39.775	47.401	-26.599	74.000
7236.000	13.020	37.331	50.351	-23.649	74.000
9648.000	14.082	36.423	50.505	-23.495	74.000
Average Detector:					
--	--	--	--	--	54.000

Note:

1. All Readings below 1GHz are Quasi-Peak, above 1GHz are performed with peak and/or average measurements as necessary.
2. Peak measurements: RBW = 1MHz, VBW = 3 MHz, Sweep: Auto.
3. Average measurements: RBW = 1MHz, VBW = 10 Hz, Sweep: Auto.
4. Measurement Level = Reading Level + Correct Factor.
5. Correct Factor = Antenna factor + Cable loss – Amplifier gain.
6. The average measurement was not performed when the peak measured data under the limit of average detection.
7. The emission levels of other frequencies are very lower than the limit and not show in test report.

Product : Intel® Dual Band Wireless-AC 8260
 Test Item : Harmonic Radiated Emission Data
 Test Site : No.3 OATS
 Test Mode : Mode 2 SISO B: Transmit (802.11g 6Mbps) (2437 MHz)
 Test Date : 2016/09/22

Frequency MHz	Correct Factor dB	Reading Level dBuV	Measurement Level dBuV/m	Margin dB	Limit dBuV/m
Horizontal					
Peak Detector:					
4874.000	4.127	38.558	42.685	-31.315	74.000
7311.000	13.349	37.674	51.022	-22.978	74.000
9748.000	13.005	36.800	49.805	-24.195	74.000
Average Detector:					
--	--	--	--	--	54.000
Vertical					
Peak Detector:					
4874.000	6.901	40.120	47.021	-26.979	74.000
7311.000	14.184	37.675	51.859	-22.141	74.000
9748.000	13.496	36.379	49.875	-24.125	74.000
Average Detector:					
--	--	--	--	--	54.000

Note:

1. All Readings below 1GHz are Quasi-Peak, above 1GHz are performed with peak and/or average measurements as necessary.
2. Peak measurements: RBW = 1MHz, VBW = 3 MHz, Sweep: Auto.
3. Average measurements: RBW = 1MHz, VBW = 10 Hz, Sweep: Auto.
4. Measurement Level = Reading Level + Correct Factor.
5. Correct Factor = Antenna factor + Cable loss – Amplifier gain.
6. The average measurement was not performed when the peak measured data under the limit of average detection.
7. The emission levels of other frequencies are very lower than the limit and not show in test report.

Product : Intel® Dual Band Wireless-AC 8260
 Test Item : Harmonic Radiated Emission Data
 Test Site : No.3 OATS
 Test Mode : Mode 2 SISO B: Transmit (802.11g 6Mbps) (2462 MHz)
 Test Date : 2016/09/22

Frequency MHz	Correct Factor dB	Reading Level dBuV	Measurement Level dBuV/m	Margin dB	Limit dBuV/m
Horizontal					
Peak Detector:					
4924.000	3.832	38.456	42.288	-31.712	74.000
7386.000	13.711	38.396	52.108	-21.892	74.000
9848.000	13.229	36.724	49.953	-24.047	74.000
Average Detector:					
--	--	--	--	--	54.000
Vertical					
Peak Detector:					
4924.000	6.495	40.116	46.610	-27.390	74.000
7386.000	14.838	37.995	52.833	-21.167	74.000
9848.000	13.744	36.567	50.311	-23.689	74.000
Average Detector:					
--	--	--	--	--	54.000

Note:

1. All Readings below 1GHz are Quasi-Peak, above 1GHz are performed with peak and/or average measurements as necessary.
2. Peak measurements: RBW = 1MHz, VBW = 3 MHz, Sweep: Auto.
3. Average measurements: RBW = 1MHz, VBW = 10 Hz, Sweep: Auto.
4. Measurement Level = Reading Level + Correct Factor.
5. Correct Factor = Antenna factor + Cable loss – Amplifier gain.
6. The average measurement was not performed when the peak measured data under the limit of average detection.
7. The emission levels of other frequencies are very lower than the limit and not show in test report.

Product : Intel® Dual Band Wireless-AC 8260
 Test Item : Harmonic Radiated Emission Data
 Test Site : No.3 OATS
 Test Mode : Mode 2 SISO B: Transmit (802.11g 6Mbps) (2467 MHz)
 Test Date : 2016/09/22

Frequency MHz	Correct Factor dB	Reading Level dBuV	Measurement Level dBuV/m	Margin dB	Limit dBuV/m
Horizontal					
Peak Detector:					
4934.000	3.782	36.496	40.279	-33.721	74.000
7401.000	13.797	35.084	48.881	-25.119	74.000
9868.000	13.401	36.143	49.543	-24.457	74.000
Average Detector:					
--	--	--	--	--	54.000
Vertical					
Peak Detector:					
4934.000	6.482	37.069	43.552	-30.448	74.000
7401.000	14.924	35.374	50.298	-23.702	74.000
9868.000	13.960	36.591	50.551	-23.449	74.000
Average Detector:					
--	--	--	--	--	54.000

Note:

1. All Readings below 1GHz are Quasi-Peak, above 1GHz are performed with peak and/or average measurements as necessary.
2. Peak measurements: RBW = 1MHz, VBW = 3 MHz, Sweep: Auto.
3. Average measurements: RBW = 1MHz, VBW = 10 Hz, Sweep: Auto.
4. Measurement Level = Reading Level + Correct Factor.
5. Correct Factor = Antenna factor + Cable loss – Amplifier gain.
6. The average measurement was not performed when the peak measured data under the limit of average detection.
7. The emission levels of other frequencies are very lower than the limit and not show in test report.

Product : Intel® Dual Band Wireless-AC 8260
 Test Item : Harmonic Radiated Emission Data
 Test Site : No.3 OATS
 Test Mode : Mode 2 SISO B: Transmit - 802.11n-20BW_7.2Mbps(2.4G Band) (2412MHz)
 Test Date : 2016/09/22

Frequency MHz	Correct Factor dB	Reading Level dBuV	Measurement Level dBuV/m	Margin dB	Limit dBuV/m
Horizontal					
Peak Detector:					
4824.000	4.466	37.292	41.758	-32.242	74.000
7236.000	12.175	38.106	50.281	-23.719	74.000
9648.000	13.612	36.939	50.551	-23.449	74.000
Average Detector:					
--	--	--	--	--	54.000
Vertical					
Peak Detector:					
4824.000	7.626	38.909	46.535	-27.465	74.000
7236.000	13.020	36.705	49.725	-24.275	74.000
9648.000	14.082	36.800	50.882	-23.118	74.000
Average Detector:					
--	--	--	--	--	54.000

Note:

1. All Readings below 1GHz are Quasi-Peak, above 1GHz are performed with peak and/or average measurements as necessary.
2. Peak measurements: RBW = 1MHz, VBW = 3 MHz, Sweep: Auto.
3. Average measurements: RBW = 1MHz, VBW = 10 Hz, Sweep: Auto.
4. Measurement Level = Reading Level + Correct Factor.
5. Correct Factor = Antenna factor + Cable loss – Amplifier gain.
6. The average measurement was not performed when the peak measured data under the limit of average detection.
7. The emission levels of other frequencies are very lower than the limit and not show in test report.

Product : Intel® Dual Band Wireless-AC 8260
 Test Item : Harmonic Radiated Emission Data
 Test Site : No.3 OATS
 Test Mode : Mode 2 SISO B: Transmit - 802.11n-20BW_7.2Mbps(2.4G Band) (2437 MHz)
 Test Date : 2016/09/22

Frequency MHz	Correct Factor dB	Reading Level dBuV	Measurement Level dBuV/m	Margin dB	Limit dBuV/m
Horizontal					
Peak Detector:					
4874.000	4.127	37.388	41.515	-32.485	74.000
7311.000	13.349	37.915	51.263	-22.737	74.000
9748.000	13.005	36.377	49.382	-24.618	74.000
Average Detector:					
--	--	--	--	--	54.000
Vertical					
Peak Detector:					
4874.000	6.901	39.587	46.488	-27.512	74.000
7311.000	14.184	36.575	50.759	-23.241	74.000
9748.000	13.496	36.097	49.593	-24.407	74.000
Average Detector:					
--	--	--	--	--	54.000

Note:

1. All Readings below 1GHz are Quasi-Peak, above 1GHz are performed with peak and/or average measurements as necessary.
2. Peak measurements: RBW = 1MHz, VBW = 3 MHz, Sweep: Auto.
3. Average measurements: RBW = 1MHz, VBW = 10 Hz, Sweep: Auto.
4. Measurement Level = Reading Level + Correct Factor.
5. Correct Factor = Antenna factor + Cable loss – Amplifier gain.
6. The average measurement was not performed when the peak measured data under the limit of average detection.
7. The emission levels of other frequencies are very lower than the limit and not show in test report.

Product : Intel® Dual Band Wireless-AC 8260
 Test Item : Harmonic Radiated Emission Data
 Test Site : No.3 OATS
 Test Mode : Mode 2 SISO B: Transmit - 802.11n-20BW_7.2Mbps(2.4G Band) (2462 MHz)
 Test Date : 2016/09/22

Frequency MHz	Correct Factor dB	Reading Level dBuV	Measurement Level dBuV/m	Margin dB	Limit dBuV/m
Horizontal					
Peak Detector:					
4924.000	3.832	37.389	41.221	-32.779	74.000
7386.000	13.711	37.888	51.600	-22.400	74.000
9848.000	13.229	36.884	50.113	-23.887	74.000
Average Detector:					
--	--	--	--	--	54.000
Vertical					
Peak Detector:					
4924.000	6.495	39.527	46.021	-27.979	74.000
7386.000	14.838	36.873	51.711	-22.289	74.000
9848.000	13.744	35.908	49.652	-24.348	74.000
Average Detector:					
--	--	--	--	--	54.000

Note:

1. All Readings below 1GHz are Quasi-Peak, above 1GHz are performed with peak and/or average measurements as necessary.
2. Peak measurements: RBW = 1MHz, VBW = 3 MHz, Sweep: Auto.
3. Average measurements: RBW = 1MHz, VBW = 10 Hz, Sweep: Auto.
4. Measurement Level = Reading Level + Correct Factor.
5. Correct Factor = Antenna factor + Cable loss –Amplifier gain.
6. The average measurement was not performed when the peak measured data under the limit of average detection.
7. The emission levels of other frequencies are very lower than the limit and not show in test report.

Product : Intel® Dual Band Wireless-AC 8260
 Test Item : Harmonic Radiated Emission Data
 Test Site : No.3 OATS
 Test Mode : Mode 2 SISO B: Transmit - 802.11n-20BW_7.2Mbps(2.4G Band) (2467 MHz)
 Test Date : 2016/09/22

Frequency MHz	Correct Factor dB	Reading Level dBuV	Measurement Level dBuV/m	Margin dB	Limit dBuV/m
Horizontal					
Peak Detector:					
4934.000	3.782	36.272	40.055	-33.945	74.000
7401.000	13.797	35.285	49.082	-24.918	74.000
9868.000	13.401	36.611	50.011	-23.989	74.000
Average Detector:					
--	--	--	--	--	54.000
Vertical					
Peak Detector:					
4934.000	6.482	36.259	42.742	-31.258	74.000
7401.000	14.924	35.249	50.173	-23.827	74.000
9868.000	13.960	36.261	50.221	-23.779	74.000
Average Detector:					
--	--	--	--	--	54.000

Note:

1. All Readings below 1GHz are Quasi-Peak, above 1GHz are performed with peak and/or average measurements as necessary.
2. Peak measurements: RBW = 1MHz, VBW = 3 MHz, Sweep: Auto.
3. Average measurements: RBW = 1MHz, VBW = 10 Hz, Sweep: Auto.
4. Measurement Level = Reading Level + Correct Factor.
5. Correct Factor = Antenna factor + Cable loss – Amplifier gain.
6. The average measurement was not performed when the peak measured data under the limit of average detection.
7. The emission levels of other frequencies are very lower than the limit and not show in test report.

Product : Intel® Dual Band Wireless-AC 8260
 Test Item : Harmonic Radiated Emission Data
 Test Site : No.3 OATS
 Test Mode : Mode 2 SISO B: Transmit - 802.11n-40BW_15Mbps(2.4G Band) (2422MHz)
 Test Date : 2016/09/22

Frequency MHz	Correct Factor dB	Reading Level dBuV	Measurement Level dBuV/m	Margin dB	Limit dBuV/m
Horizontal					
Peak Detector:					
4844.000	4.330	37.318	41.648	-32.352	74.000
7266.000	12.698	35.582	48.281	-25.719	74.000
9688.000	13.278	36.272	49.551	-24.449	74.000
Average Detector:					
--	--	--	--	--	54.000
Vertical					
Peak Detector:					
4844.000	7.337	37.613	44.950	-29.050	74.000
7266.000	13.518	35.195	48.713	-25.287	74.000
9688.000	13.821	36.310	50.132	-23.868	74.000
Average Detector:					
--	--	--	--	--	54.000

Note:

1. All Readings below 1GHz are Quasi-Peak, above 1GHz are performed with peak and/or average measurements as necessary.
2. Peak measurements: RBW = 1MHz, VBW = 3 MHz, Sweep: Auto.
3. Average measurements: RBW = 1MHz, VBW = 10 Hz, Sweep: Auto.
4. Measurement Level = Reading Level + Correct Factor.
5. Correct Factor = Antenna factor + Cable loss – Amplifier gain.
6. The average measurement was not performed when the peak measured data under the limit of average detection.
7. The emission levels of other frequencies are very lower than the limit and not show in test report.

Product : Intel® Dual Band Wireless-AC 8260
 Test Item : Harmonic Radiated Emission Data
 Test Site : No.3 OATS
 Test Mode : Mode 2 SISO B: Transmit - 802.11n-40BW_15Mbps(2.4G Band) (2437 MHz)
 Test Date : 2016/09/22

Frequency MHz	Correct Factor dB	Reading Level dBuV	Measurement Level dBuV/m	Margin dB	Limit dBuV/m
Horizontal					
Peak Detector:					
4874.000	4.127	37.086	41.213	-32.787	74.000
7311.000	13.349	35.564	48.912	-25.088	74.000
9748.000	13.005	36.316	49.321	-24.679	74.000
Average Detector:					
--	--	--	--	--	54.000
Vertical					
Peak Detector:					
4874.000	6.901	37.220	44.121	-29.879	74.000
7311.000	14.184	35.074	49.258	-24.742	74.000
9748.000	13.496	35.936	49.432	-24.568	74.000
Average Detector:					
--	--	--	--	--	54.000

Note:

1. All Readings below 1GHz are Quasi-Peak, above 1GHz are performed with peak and/or average measurements as necessary.
2. Peak measurements: RBW = 1MHz, VBW = 3 MHz, Sweep: Auto.
3. Average measurements: RBW = 1MHz, VBW = 10 Hz, Sweep: Auto.
4. Measurement Level = Reading Level + Correct Factor.
5. Correct Factor = Antenna factor + Cable loss – Amplifier gain.
6. The average measurement was not performed when the peak measured data under the limit of average detection.
7. The emission levels of other frequencies are very lower than the limit and not show in test report.

Product : Intel® Dual Band Wireless-AC 8260
 Test Item : Harmonic Radiated Emission Data
 Test Site : No.3 OATS
 Test Mode : Mode 2 SISO B: Transmit - 802.11n-40BW_15Mbps(2.4G Band) (2452 MHz)
 Test Date : 2016/09/22

Frequency MHz	Correct Factor dB	Reading Level dBuV	Measurement Level dBuV/m	Margin dB	Limit dBuV/m
Horizontal					
Peak Detector:					
4904.000	3.935	37.788	41.723	-32.277	74.000
7356.000	13.566	35.765	49.331	-24.669	74.000
9808.000	12.888	36.637	49.525	-24.475	74.000
Average Detector:					
--	--	--	--	--	54.000
Vertical					
Peak Detector:					
4904.000	6.551	39.669	46.220	-27.780	74.000
7356.000	14.576	36.838	51.414	-22.586	74.000
9808.000	13.314	35.897	49.211	-24.789	74.000
Average Detector:					
--	--	--	--	--	54.000

Note:

1. All Readings below 1GHz are Quasi-Peak, above 1GHz are performed with peak and/or average measurements as necessary.
2. Peak measurements: RBW = 1MHz, VBW = 3 MHz, Sweep: Auto.
3. Average measurements: RBW = 1MHz, VBW = 10 Hz, Sweep: Auto.
4. Measurement Level = Reading Level + Correct Factor.
5. Correct Factor = Antenna factor + Cable loss – Amplifier gain.
6. The average measurement was not performed when the peak measured data under the limit of average detection.
7. The emission levels of other frequencies are very lower than the limit and not show in test report.

Product : Intel® Dual Band Wireless-AC 8260
 Test Item : Harmonic Radiated Emission Data
 Test Site : No.3 OATS
 Test Mode : Mode 2 SISO B: Transmit - 802.11n-40BW_15Mbps(2.4G Band) (2457 MHz)
 Test Date : 2016/09/22

Frequency MHz	Correct Factor dB	Reading Level dBuV	Measurement Level dBuV/m	Margin dB	Limit dBuV/m
Horizontal					
Peak Detector:					
4914.000	3.880	36.572	40.452	-33.548	74.000
7371.000	13.640	34.905	48.545	-25.455	74.000
9828.000	13.059	36.249	49.308	-24.692	74.000
Average Detector:					
--	--	--	--	--	54.000
Vertical					
Peak Detector:					
4914.000	6.505	36.375	42.881	-31.119	74.000
7371.000	14.708	34.797	49.505	-24.495	74.000
9828.000	13.530	36.255	49.785	-24.215	74.000
Average Detector:					
--	--	--	--	--	54.000

Note:

1. All Readings below 1GHz are Quasi-Peak, above 1GHz are performed with peak and/or average measurements as necessary.
2. Peak measurements: RBW = 1MHz, VBW = 3 MHz, Sweep: Auto.
3. Average measurements: RBW = 1MHz, VBW = 10 Hz, Sweep: Auto.
4. Measurement Level = Reading Level + Correct Factor.
5. Correct Factor = Antenna factor + Cable loss – Amplifier gain.
6. The average measurement was not performed when the peak measured data under the limit of average detection.
7. The emission levels of other frequencies are very lower than the limit and not show in test report.

Product : Intel® Dual Band Wireless-AC 8260
 Test Item : Harmonic Radiated Emission Data
 Test Site : No.3 OATS
 Test Mode : Mode 3 MIMO: Transmit - 802.11n-20BW_14.4Mbps(2.4G Band) (2412MHz)
 Test Date : 2016/09/22

Frequency MHz	Correct Factor dB	Reading Level dBuV	Measurement Level dBuV/m	Margin dB	Limit dBuV/m
Horizontal					
Peak Detector:					
4824.000	3.261	38.790	42.051	-31.949	74.000
7236.000	10.650	39.970	50.620	-23.380	74.000
9648.000	13.337	38.050	51.386	-22.614	74.000
Average Detector:					
--	--	--	--	--	54.000
Vertical					
Peak Detector:					
4824.000	6.421	40.470	46.891	-27.109	74.000
7236.000	11.495	38.610	50.105	-23.895	74.000
9648.000	13.807	37.460	51.266	-22.734	74.000
Average Detector:					
--	--	--	--	--	54.000

Note:

1. All Readings below 1GHz are Quasi-Peak, above 1GHz are performed with peak and/or average measurements as necessary.
2. Peak measurements: RBW = 1MHz, VBW = 3 MHz, Sweep: Auto.
3. Average measurements: RBW = 1MHz, VBW = 10 Hz, Sweep: Auto.
4. Measurement Level = Reading Level + Correct Factor.
5. Correct Factor = Antenna factor + Cable loss – Amplifier gain.
6. The average measurement was not performed when the peak measured data under the limit of average detection.
7. The emission levels of other frequencies are very lower than the limit and not show in test report.

Product : Intel® Dual Band Wireless-AC 8260
 Test Item : Harmonic Radiated Emission Data
 Test Site : No.3 OATS
 Test Mode : Mode 3 MIMO: Transmit - 802.11n-20BW_14.4Mbps(2.4G Band) (2437 MHz)
 Test Date : 2016/09/22

Frequency MHz	Correct Factor dB	Reading Level dBuV	Measurement Level dBuV/m	Margin dB	Limit dBuV/m
Horizontal					
Peak Detector:					
4874.000	3.038	38.750	41.787	-32.213	74.000
7311.000	11.795	39.840	51.634	-22.366	74.000
9748.000	12.635	37.130	49.765	-24.235	74.000
Average Detector:					
--	--	--	--	--	54.000
Vertical					
Peak Detector:					
4874.000	5.812	41.210	47.021	-26.979	74.000
7311.000	12.630	38.580	51.209	-22.791	74.000
9748.000	13.126	36.860	49.986	-24.014	74.000
Average Detector:					
--	--	--	--	--	54.000

Note:

1. All Readings below 1GHz are Quasi-Peak, above 1GHz are performed with peak and/or average measurements as necessary.
2. Peak measurements: RBW = 1MHz, VBW = 3 MHz, Sweep: Auto.
3. Average measurements: RBW = 1MHz, VBW = 10 Hz, Sweep: Auto.
4. Measurement Level = Reading Level + Correct Factor.
5. Correct Factor = Antenna factor + Cable loss – Amplifier gain.
6. The average measurement was not performed when the peak measured data under the limit of average detection.
7. The emission levels of other frequencies are very lower than the limit and not show in test report.

Product : Intel® Dual Band Wireless-AC 8260
 Test Item : Harmonic Radiated Emission Data
 Test Site : No.3 OATS
 Test Mode : Mode 3 MIMO: Transmit - 802.11n-20BW_14.4Mbps(2.4G Band) (2462 MHz)
 Test Date : 2016/09/22

Frequency MHz	Correct Factor dB	Reading Level dBuV	Measurement Level dBuV/m	Margin dB	Limit dBuV/m
Horizontal					
Peak Detector:					
4924.000	2.858	38.770	41.627	-32.373	74.000
7386.000	12.127	39.840	51.968	-22.032	74.000
9848.000	12.852	37.910	50.763	-23.237	74.000
Average Detector:					
--	--	--	--	--	54.000
Vertical					
Peak Detector:					
4924.000	5.521	40.970	46.490	-27.510	74.000
7386.000	13.254	38.710	51.964	-22.036	74.000
9848.000	13.367	36.560	49.927	-24.073	74.000
Average Detector:					
--	--	--	--	--	54.000

Note:

1. All Readings below 1GHz are Quasi-Peak, above 1GHz are performed with peak and/or average measurements as necessary.
2. Peak measurements: RBW = 1MHz, VBW = 3 MHz, Sweep: Auto.
3. Average measurements: RBW = 1MHz, VBW = 10 Hz, Sweep: Auto.
4. Measurement Level = Reading Level + Correct Factor.
5. Correct Factor = Antenna factor + Cable loss – Amplifier gain.
6. The average measurement was not performed when the peak measured data under the limit of average detection.
7. The emission levels of other frequencies are very lower than the limit and not show in test report.

Product : Intel® Dual Band Wireless-AC 8260
 Test Item : Harmonic Radiated Emission Data
 Test Site : No.3 OATS
 Test Mode : Mode 3 MIMO: Transmit - 802.11n-20BW_14.4Mbps(2.4G Band) (2467 MHz)
 Test Date : 2016/09/22

Frequency MHz	Correct Factor dB	Reading Level dBuV	Measurement Level dBuV/m	Margin dB	Limit dBuV/m
Horizontal					
Peak Detector:					
4934.000	3.782	36.518	40.301	-33.699	74.000
7401.000	13.797	35.383	49.180	-24.820	74.000
9868.000	13.401	36.220	49.620	-24.380	74.000
Average Detector:					
--	--	--	--	--	54.000
Vertical					
Peak Detector:					
4934.000	6.482	36.536	43.019	-30.981	74.000
7401.000	14.924	35.137	50.061	-23.939	74.000
9868.000	13.960	36.252	50.212	-23.788	74.000
Average Detector:					
--	--	--	--	--	54.000

Note:

1. All Readings below 1GHz are Quasi-Peak, above 1GHz are performed with peak and/or average measurements as necessary.
2. Peak measurements: RBW = 1MHz, VBW = 3 MHz, Sweep: Auto.
3. Average measurements: RBW = 1MHz, VBW = 10 Hz, Sweep: Auto.
4. Measurement Level = Reading Level + Correct Factor.
5. Correct Factor = Antenna factor + Cable loss – Amplifier gain.
6. The average measurement was not performed when the peak measured data under the limit of average detection.
7. The emission levels of other frequencies are very lower than the limit and not show in test report.

Product : Intel® Dual Band Wireless-AC 8260
 Test Item : Harmonic Radiated Emission Data
 Test Site : No.3 OATS
 Test Mode : Mode 3 MIMO: Transmit - 802.11n-40BW_30Mbps(2.4G Band) (2422MHz)
 Test Date : 2016/09/22

Frequency MHz	Correct Factor dB	Reading Level dBuV	Measurement Level dBuV/m	Margin dB	Limit dBuV/m
Horizontal					
Peak Detector:					
4844.000	3.171	38.750	41.921	-32.079	74.000
7266.000	11.162	37.510	48.672	-25.328	74.000
9688.000	12.964	36.980	49.945	-24.055	74.000
Average Detector:					
--	--	--	--	--	54.000
Vertical					
Peak Detector:					
4844.000	6.178	39.310	45.488	-28.512	74.000
7266.000	11.982	36.950	48.932	-25.068	74.000
9688.000	13.507	37.050	50.558	-23.442	74.000
Average Detector:					
--	--	--	--	--	54.000

Note:

1. All Readings below 1GHz are Quasi-Peak, above 1GHz are performed with peak and/or average measurements as necessary.
2. Peak measurements: RBW = 1MHz, VBW = 3 MHz, Sweep: Auto.
3. Average measurements: RBW = 1MHz, VBW = 10 Hz, Sweep: Auto.
4. Measurement Level = Reading Level + Correct Factor.
5. Correct Factor = Antenna factor + Cable loss – Amplifier gain.
6. The average measurement was not performed when the peak measured data under the limit of average detection.
7. The emission levels of other frequencies are very lower than the limit and not show in test report.

Product : Intel® Dual Band Wireless-AC 8260
 Test Item : Harmonic Radiated Emission Data
 Test Site : No.3 OATS
 Test Mode : Mode 3 MIMO: Transmit - 802.11n-40BW_30Mbps(2.4G Band) (2437 MHz)
 Test Date : 2016/09/22

Frequency MHz	Correct Factor dB	Reading Level dBuV	Measurement Level dBuV/m	Margin dB	Limit dBuV/m
Horizontal					
Peak Detector:					
4874.000	3.038	38.610	41.647	-32.353	74.000
7311.000	11.795	37.520	49.314	-24.686	74.000
9748.000	12.635	36.940	49.575	-24.425	74.000
Average Detector:					
--	--	--	--	--	54.000
Vertical					
Peak Detector:					
4874.000	5.812	39.210	45.021	-28.979	74.000
7311.000	12.630	36.940	49.569	-24.431	74.000
9748.000	13.126	36.650	49.776	-24.224	74.000
Average Detector:					
--	--	--	--	--	54.000

Note:

1. All Readings below 1GHz are Quasi-Peak, above 1GHz are performed with peak and/or average measurements as necessary.
2. Peak measurements: RBW = 1MHz, VBW = 3 MHz, Sweep: Auto.
3. Average measurements: RBW = 1MHz, VBW = 10 Hz, Sweep: Auto.
4. Measurement Level = Reading Level + Correct Factor.
5. Correct Factor = Antenna factor + Cable loss – Amplifier gain.
6. The average measurement was not performed when the peak measured data under the limit of average detection.
7. The emission levels of other frequencies are very lower than the limit and not show in test report.

Product : Intel® Dual Band Wireless-AC 8260
 Test Item : Harmonic Radiated Emission Data
 Test Site : No.3 OATS
 Test Mode : Mode 3 MIMO: Transmit - 802.11n-40BW_30Mbps(2.4G Band) (2452 MHz)
 Test Date : 2016/09/22

Frequency MHz	Correct Factor dB	Reading Level dBuV	Measurement Level dBuV/m	Margin dB	Limit dBuV/m
Horizontal					
Peak Detector:					
4904.000	2.914	38.910	41.825	-32.175	74.000
7356.000	11.995	37.850	49.844	-24.156	74.000
9808.000	12.475	37.450	49.925	-24.075	74.000
Average Detector:					
--	--	--	--	--	54.000
Vertical					
Peak Detector:					
4904.000	5.530	41.150	46.681	-27.319	74.000
7356.000	13.005	38.780	51.784	-22.216	74.000
9808.000	12.901	36.690	49.591	-24.409	74.000
Average Detector:					
--	--	--	--	--	54.000

Note:

1. All Readings below 1GHz are Quasi-Peak, above 1GHz are performed with peak and/or average measurements as necessary.
2. Peak measurements: RBW = 1MHz, VBW = 3 MHz, Sweep: Auto.
3. Average measurements: RBW = 1MHz, VBW = 10 Hz, Sweep: Auto.
4. Measurement Level = Reading Level + Correct Factor.
5. Correct Factor = Antenna factor + Cable loss – Amplifier gain.
6. The average measurement was not performed when the peak measured data under the limit of average detection.
7. The emission levels of other frequencies are very lower than the limit and not show in test report.

Product : Intel® Dual Band Wireless-AC 8260
 Test Item : Harmonic Radiated Emission Data
 Test Site : No.3 OATS
 Test Mode : Mode 3 MIMO: Transmit - 802.11n-40BW_30Mbps(2.4G Band) (2457 MHz)
 Test Date : 2016/09/22

Frequency MHz	Correct Factor dB	Reading Level dBuV	Measurement Level dBuV/m	Margin dB	Limit dBuV/m
Horizontal					
Peak Detector:					
4914.000	3.880	36.542	40.422	-33.578	74.000
7371.000	13.640	34.773	48.413	-25.587	74.000
9828.000	13.059	36.293	49.352	-24.648	74.000
Average Detector:					
--	--	--	--	--	54.000
Vertical					
Peak Detector:					
4914.000	6.505	36.879	43.385	-30.615	74.000
7371.000	14.708	35.052	49.760	-24.240	74.000
9828.000	13.530	36.427	49.957	-24.043	74.000
Average Detector:					
--	--	--	--	--	54.000

Note:

1. All Readings below 1GHz are Quasi-Peak, above 1GHz are performed with peak and/or average measurements as necessary.
2. Peak measurements: RBW = 1MHz, VBW = 3 MHz, Sweep: Auto.
3. Average measurements: RBW = 1MHz, VBW = 10 Hz, Sweep: Auto.
4. Measurement Level = Reading Level + Correct Factor.
5. Correct Factor = Antenna factor + Cable loss – Amplifier gain.
6. The average measurement was not performed when the peak measured data under the limit of average detection.
7. The emission levels of other frequencies are very lower than the limit and not show in test report.

Product : Intel® Dual Band Wireless-AC 8260
 Test Item : Harmonic Radiated Emission Data
 Test Site : No.3 OATS
 Test Mode : Mode 4 Beamforming: Transmit - 802.11n-20BW_14.4Mbps(2.4G Band) (2412MHz)
 Test Date : 2016/09/22

Frequency MHz	Correct Factor dB	Reading Level dBuV	Measurement Level dBuV/m	Margin dB	Limit dBuV/m
Horizontal					
Peak Detector:					
4824.000	3.261	38.910	42.171	-31.829	74.000
7236.000	10.650	39.460	50.110	-23.890	74.000
9648.000	13.337	37.670	51.006	-22.994	74.000
Average Detector:					
--	--	--	--	--	54.000
Vertical					
Peak Detector:					
4824.000	6.421	40.310	46.731	-27.269	74.000
7236.000	11.495	38.470	49.965	-24.035	74.000
9648.000	13.807	37.340	51.146	-22.854	74.000
Average Detector:					
--	--	--	--	--	54.000

Note:

1. All Readings below 1GHz are Quasi-Peak, above 1GHz are performed with peak and/or average measurements as necessary.
2. Peak measurements: RBW = 1MHz, VBW = 3 MHz, Sweep: Auto.
3. Average measurements: RBW = 1MHz, VBW = 10 Hz, Sweep: Auto.
4. Measurement Level = Reading Level + Correct Factor.
5. Correct Factor = Antenna factor + Cable loss – Amplifier gain.
6. The average measurement was not performed when the peak measured data under the limit of average detection.
7. The emission levels of other frequencies are very lower than the limit and not show in test report.

Product : Intel® Dual Band Wireless-AC 8260
 Test Item : Harmonic Radiated Emission Data
 Test Site : No.3 OATS
 Test Mode : Mode 4 Beamforming: Transmit - 802.11n-20BW_14.4Mbps(2.4G Band) (2437 MHz)

Frequency MHz	Correct Factor dB	Reading Level dBuV	Measurement Level dBuV/m	Margin dB	Limit dBuV/m
Horizontal					
Peak Detector:					
4874.000	3.038	38.940	41.977	-32.023	74.000
7311.000	11.795	39.570	51.364	-22.636	74.000
9748.000	12.635	36.810	49.445	-24.555	74.000
Average Detector:					
--	--	--	--	--	54.000
Vertical					
Peak Detector:					
4874.000	5.812	40.840	46.651	-27.349	74.000
7311.000	12.630	38.460	51.089	-22.911	74.000
9748.000	13.126	36.750	49.876	-24.124	74.000
Average Detector:					
--	--	--	--	--	54.000

Note:

1. All Readings below 1GHz are Quasi-Peak, above 1GHz are performed with peak and/or average measurements as necessary.
2. Peak measurements: RBW = 1MHz, VBW = 3 MHz, Sweep: Auto.
3. Average measurements: RBW = 1MHz, VBW = 10 Hz, Sweep: Auto.
4. Measurement Level = Reading Level + Correct Factor.
5. Correct Factor = Antenna factor + Cable loss – Amplifier gain.
6. The average measurement was not performed when the peak measured data under the limit of average detection.
7. The emission levels of other frequencies are very lower than the limit and not show in test report.

Product : Intel® Dual Band Wireless-AC 8260
 Test Item : Harmonic Radiated Emission Data
 Test Site : No.3 OATS
 Test Mode : Mode 4 Beamforming: Transmit - 802.11n-20BW_14.4Mbps(2.4G Band) (2462 MHz)
 Test Date : 2016/09/22

Frequency MHz	Correct Factor dB	Reading Level dBuV	Measurement Level dBuV/m	Margin dB	Limit dBuV/m
Horizontal					
Peak Detector:					
4924.000	2.858	38.710	41.567	-32.433	74.000
7386.000	12.127	39.850	51.978	-22.022	74.000
9848.000	12.852	38.070	50.923	-23.077	74.000
Average Detector:					
--	--	--	--	--	54.000
Vertical					
Peak Detector:					
4924.000	5.521	41.070	46.590	-27.410	74.000
7386.000	13.254	38.610	51.864	-22.136	74.000
9848.000	13.367	36.790	50.157	-23.843	74.000
Average Detector:					
--	--	--	--	--	54.000

Note:

1. All Readings below 1GHz are Quasi-Peak, above 1GHz are performed with peak and/or average measurements as necessary.
2. Peak measurements: RBW = 1MHz, VBW = 3 MHz, Sweep: Auto.
3. Average measurements: RBW = 1MHz, VBW = 10 Hz, Sweep: Auto.
4. Measurement Level = Reading Level + Correct Factor.
5. Correct Factor = Antenna factor + Cable loss – Amplifier gain.
6. The average measurement was not performed when the peak measured data under the limit of average detection.
7. The emission levels of other frequencies are very lower than the limit and not show in test report.

Product : Intel® Dual Band Wireless-AC 8260
 Test Item : Harmonic Radiated Emission Data
 Test Site : No.3 OATS
 Test Mode : Mode 4 Beamforming: Transmit - 802.11n-20BW_14.4Mbps(2.4G Band) (2467 MHz)
 Test Date : 2016/09/22

Frequency MHz	Correct Factor dB	Reading Level dBuV	Measurement Level dBuV/m	Margin dB	Limit dBuV/m
Horizontal					
Peak Detector:					
4934.000	2.830	38.570	41.401	-32.599	74.000
7401.000	12.218	37.680	49.898	-24.102	74.000
9868.000	13.043	37.490	50.532	-23.468	74.000
Average Detector:					
--	--	--	--	--	54.000
Vertical					
Peak Detector:					
4934.000	5.530	38.510	44.041	-29.959	74.000
7401.000	13.345	37.310	50.656	-23.344	74.000
9868.000	13.602	37.670	51.271	-22.729	74.000
Average Detector:					
--	--	--	--	--	54.000

Note:

1. All Readings below 1GHz are Quasi-Peak, above 1GHz are performed with peak and/or average measurements as necessary.
2. Peak measurements: RBW = 1MHz, VBW = 3 MHz, Sweep: Auto.
3. Average measurements: RBW = 1MHz, VBW = 10 Hz, Sweep: Auto.
4. Measurement Level = Reading Level + Correct Factor.
5. Correct Factor = Antenna factor + Cable loss – Amplifier gain.
6. The average measurement was not performed when the peak measured data under the limit of average detection.
7. The emission levels of other frequencies are very lower than the limit and not show in test report.

Product : Intel® Dual Band Wireless-AC 8260
 Test Item : Harmonic Radiated Emission Data
 Test Site : No.3 OATS
 Test Mode : Mode 4 Beamforming: Transmit - 802.11n-40BW_30Mbps(2.4G Band) (2422MHz)
 Test Date : 2016/09/22

Frequency MHz	Correct Factor dB	Reading Level dBuV	Measurement Level dBuV/m	Margin dB	Limit dBuV/m
Horizontal					
Peak Detector:					
4844.000	3.171	38.940	42.111	-31.889	74.000
7266.000	11.162	37.520	48.682	-25.318	74.000
9688.000	12.964	37.050	50.015	-23.985	74.000
Average Detector:					
--	--	--	--	--	54.000
Vertical					
Peak Detector:					
4844.000	6.178	39.450	45.628	-28.372	74.000
7266.000	11.982	36.940	48.922	-25.078	74.000
9688.000	13.507	37.020	50.528	-23.472	74.000
Average Detector:					
--	--	--	--	--	54.000

Note:

1. All Readings below 1GHz are Quasi-Peak, above 1GHz are performed with peak and/or average measurements as necessary.
2. Peak measurements: RBW = 1MHz, VBW = 3 MHz, Sweep: Auto.
3. Average measurements: RBW = 1MHz, VBW = 10 Hz, Sweep: Auto.
4. Measurement Level = Reading Level + Correct Factor.
5. Correct Factor = Antenna factor + Cable loss – Amplifier gain.
6. The average measurement was not performed when the peak measured data under the limit of average detection.
7. The emission levels of other frequencies are very lower than the limit and not show in test report.

Product : Intel® Dual Band Wireless-AC 8260
 Test Item : Harmonic Radiated Emission Data
 Test Site : No.3 OATS
 Test Mode : Mode 4 Beamforming: Transmit - 802.11n-40BW_30Mbps(2.4G Band) (2437 MHz)
 Test Date : 2016/09/22

Frequency MHz	Correct Factor dB	Reading Level dBuV	Measurement Level dBuV/m	Margin dB	Limit dBuV/m
Horizontal					
Peak Detector:					
4874.000	3.038	38.610	41.647	-32.353	74.000
7311.000	11.795	37.490	49.284	-24.716	74.000
9748.000	12.635	37.030	49.665	-24.335	74.000
Average Detector:					
--	--	--	--	--	54.000
Vertical					
Peak Detector:					
4874.000	5.812	39.010	44.821	-29.179	74.000
7311.000	12.630	36.870	49.499	-24.501	74.000
9748.000	13.126	36.630	49.756	-24.244	74.000
Average Detector:					
--	--	--	--	--	54.000

Note:

1. All Readings below 1GHz are Quasi-Peak, above 1GHz are performed with peak and/or average measurements as necessary.
2. Peak measurements: RBW = 1MHz, VBW = 3 MHz, Sweep: Auto.
3. Average measurements: RBW = 1MHz, VBW = 10 Hz, Sweep: Auto.
4. Measurement Level = Reading Level + Correct Factor.
5. Correct Factor = Antenna factor + Cable loss – Amplifier gain.
6. The average measurement was not performed when the peak measured data under the limit of average detection.
7. The emission levels of other frequencies are very lower than the limit and not show in test report.

Product : Intel® Dual Band Wireless-AC 8260
 Test Item : Harmonic Radiated Emission Data
 Test Site : No.3 OATS
 Test Mode : Mode 4 Beamforming: Transmit - 802.11n-40BW_30Mbps(2.4G Band) (2452 MHz)
 Test Date : 2016/09/22

Frequency MHz	Correct Factor dB	Reading Level dBuV	Measurement Level dBuV/m	Margin dB	Limit dBuV/m
Horizontal					
Peak Detector:					
4904.000	2.914	39.210	42.125	-31.875	74.000
7356.000	11.995	37.930	49.924	-24.076	74.000
9808.000	12.475	37.560	50.035	-23.965	74.000
Average Detector:					
--	--	--	--	--	54.000
Vertical					
Peak Detector:					
4904.000	5.530	40.870	46.401	-27.599	74.000
7356.000	13.005	38.740	51.744	-22.256	74.000
9808.000	12.901	36.620	49.521	-24.479	74.000
Average Detector:					
--	--	--	--	--	54.000

Note:

1. All Readings below 1GHz are Quasi-Peak, above 1GHz are performed with peak and/or average measurements as necessary.
2. Peak measurements: RBW = 1MHz, VBW = 3 MHz, Sweep: Auto.
3. Average measurements: RBW = 1MHz, VBW = 10 Hz, Sweep: Auto.
4. Measurement Level = Reading Level + Correct Factor.
5. Correct Factor = Antenna factor + Cable loss – Amplifier gain.
6. The average measurement was not performed when the peak measured data under the limit of average detection.
7. The emission levels of other frequencies are very lower than the limit and not show in test report.

Product : Intel® Dual Band Wireless-AC 8260
 Test Item : Harmonic Radiated Emission Data
 Test Site : No.3 OATS
 Test Mode : Mode 4 Beamforming: Transmit - 802.11n-40BW_30Mbps(2.4G Band) (2457 MHz)
 Test Date : 2016/09/22

Frequency MHz	Correct Factor dB	Reading Level dBuV	Measurement Level dBuV/m	Margin dB	Limit dBuV/m
Horizontal					
Peak Detector:					
4914.000	2.883	38.510	41.393	-32.607	74.000
7371.000	12.062	37.390	49.452	-24.548	74.000
9828.000	12.664	37.180	49.844	-24.156	74.000
Average Detector:					
--	--	--	--	--	54.000
Vertical					
Peak Detector:					
4914.000	5.508	38.290	43.798	-30.202	74.000
7371.000	13.130	37.510	50.640	-23.360	74.000
9828.000	13.135	36.930	50.065	-23.935	74.000
Average Detector:					
--	--	--	--	--	54.000

Note:

1. All Readings below 1GHz are Quasi-Peak, above 1GHz are performed with peak and/or average measurements as necessary.
2. Peak measurements: RBW = 1MHz, VBW = 3 MHz, Sweep: Auto.
3. Average measurements: RBW = 1MHz, VBW = 10 Hz, Sweep: Auto.
4. Measurement Level = Reading Level + Correct Factor.
5. Correct Factor = Antenna factor + Cable loss – Amplifier gain.
6. The average measurement was not performed when the peak measured data under the limit of average detection.
7. The emission levels of other frequencies are very lower than the limit and not show in test report.

Product : Intel® Dual Band Wireless-AC 8260
 Test Item : General Radiated Emission Data
 Test Site : No.3 OATS
 Test Mode : Mode 1 SISO A: Transmit (802.11b 1Mbps) (2437 MHz)
 Test Date : 2016/09/22

Frequency MHz	Correct Factor dB	Reading Level dBuV	Measurement Level dBuV/m	Margin dB	Limit dBuV/m
Horizontal					
211.840	-10.394	38.811	28.418	-15.082	43.500
345.450	-1.462	36.332	34.870	-11.130	46.000
490.080	1.508	35.307	36.815	-9.185	46.000
620.170	2.012	36.446	38.457	-7.543	46.000
779.230	5.190	32.956	38.146	-7.854	46.000
907.310	6.189	25.173	31.362	-14.638	46.000
Vertical					
259.130	-4.890	37.431	32.541	-13.459	46.000
402.940	-3.745	37.483	33.738	-12.262	46.000
525.370	1.137	35.046	36.183	-9.817	46.000
688.340	2.296	35.961	38.257	-7.743	46.000
828.670	2.481	36.113	38.594	-7.406	46.000
961.460	3.348	30.434	33.782	-20.218	54.000

Note:

1. All Readings below 1GHz are Quasi-Peak, above 1GHz are performed with peak and/or average measurements as necessary.
2. Peak measurements: RBW = 1MHz, VBW = 3 MHz, Sweep: Auto.
3. Average measurements: RBW = 1MHz, VBW = 10 Hz, Sweep: Auto.
4. Measurement Level = Reading Level + Correct Factor.
5. Correct Factor = Antenna factor + Cable loss –Amplifier gain.
6. The average measurement was not performed when the peak measured data under the limit of average detection.
7. The emission levels of other frequencies are very lower than the limit and not show in test report.
8. No emission found between lowest internal used/generated frequency to 30MHz.

Product : Intel® Dual Band Wireless-AC 8260
 Test Item : General Radiated Emission Data
 Test Site : No.3 OATS
 Test Mode : Mode 1 SISO A: Transmit (802.11g 6Mbps) (2437 MHz)
 Test Date : 2016/09/22

Frequency MHz	Correct Factor dB	Reading Level dBuV	Measurement Level dBuV/m	Margin dB	Limit dBuV/m
Horizontal					
218.480	-10.216	41.758	31.542	-14.458	46.000
342.860	-2.361	39.145	36.784	-9.216	46.000
464.590	2.916	36.565	39.481	-6.519	46.000
589.310	3.295	34.880	38.176	-7.824	46.000
746.430	3.909	34.470	38.379	-7.621	46.000
917.340	6.564	27.285	33.849	-12.151	46.000
Vertical					
226.760	-6.222	36.707	30.486	-15.514	46.000
376.200	0.511	32.282	32.792	-13.208	46.000
548.060	0.199	36.965	37.164	-8.836	46.000
661.370	-1.020	38.693	37.673	-8.327	46.000
811.070	2.872	34.304	37.176	-8.824	46.000
969.380	3.919	28.654	32.573	-21.427	54.000

Note:

1. All Readings below 1GHz are Quasi-Peak, above 1GHz are performed with peak and/or average measurements as necessary.
2. Peak measurements: RBW = 1MHz, VBW = 3 MHz, Sweep: Auto.
3. Average measurements: RBW = 1MHz, VBW = 10 Hz, Sweep: Auto.
4. Measurement Level = Reading Level + Correct Factor.
5. Correct Factor = Antenna factor + Cable loss – Amplifier gain.
6. The average measurement was not performed when the peak measured data under the limit of average detection.
7. The emission levels of other frequencies are very lower than the limit and not show in test report.
8. No emission found between lowest internal used/generated frequency to 30MHz.

Product : Intel® Dual Band Wireless-AC 8260
 Test Item : General Radiated Emission Data
 Test Site : No.3 OATS
 Test Mode : Mode 1 SISO A: Transmit - 802.11n-20BW_7.2Mbps(2.4G Band) (2437 MHz)
 Test Date : 2016/09/22

Frequency MHz	Correct Factor dB	Reading Level dBuV	Measurement Level dBuV/m	Margin dB	Limit dBuV/m
Horizontal					
230.740	-8.065	40.937	32.871	-13.129	46.000
377.280	1.109	35.318	36.427	-9.573	46.000
492.430	1.507	35.573	37.081	-8.919	46.000
631.740	1.309	35.406	36.715	-9.285	46.000
786.490	5.806	32.380	38.186	-7.814	46.000
936.910	6.760	25.580	32.340	-13.660	46.000
Vertical					
238.180	-6.405	38.866	32.461	-13.539	46.000
382.490	0.393	35.691	36.084	-9.916	46.000
514.930	0.094	38.633	38.726	-7.274	46.000
680.370	1.316	36.957	38.273	-7.727	46.000
814.240	2.897	34.588	37.485	-8.515	46.000
950.560	3.122	31.958	35.080	-10.920	46.000

Note:

1. All Readings below 1GHz are Quasi-Peak, above 1GHz are performed with peak and/or average measurements as necessary.
2. Peak measurements: RBW = 1MHz, VBW = 3 MHz, Sweep: Auto.
3. Average measurements: RBW = 1MHz, VBW = 10 Hz, Sweep: Auto.
4. Measurement Level = Reading Level + Correct Factor.
5. Correct Factor = Antenna factor + Cable loss – Amplifier gain.
6. The average measurement was not performed when the peak measured data under the limit of average detection.
7. The emission levels of other frequencies are very lower than the limit and not show in test report.
8. No emission found between lowest internal used/generated frequency to 30MHz.

Product : Intel® Dual Band Wireless-AC 8260
 Test Item : General Radiated Emission Data
 Test Site : No.3 OATS
 Test Mode : Mode 1 SISO A: Transmit - 802.11n-40BW_15Mbps(2.4G Band) (2437 MHz)
 Test Date : 2016/09/22

Frequency MHz	Correct Factor dB	Reading Level dBuV	Measurement Level dBuV/m	Margin dB	Limit dBuV/m
Horizontal					
228.070	-8.683	40.114	31.431	-14.569	46.000
381.340	1.379	33.882	35.261	-10.739	46.000
506.190	2.301	33.673	35.975	-10.025	46.000
653.560	1.903	35.585	37.487	-8.513	46.000
818.740	6.855	29.887	36.742	-9.258	46.000
957.100	6.613	24.976	31.589	-14.411	46.000
Vertical					
215.180	-5.937	36.154	30.217	-13.283	43.500
339.450	-1.464	37.342	35.877	-10.123	46.000
461.370	-2.055	39.801	37.746	-8.254	46.000
597.060	0.980	37.201	38.181	-7.819	46.000
795.940	2.643	33.411	36.053	-9.947	46.000
940.830	3.480	29.148	32.628	-13.372	46.000

Note:

1. All Readings below 1GHz are Quasi-Peak, above 1GHz are performed with peak and/or average measurements as necessary.
2. Peak measurements: RBW = 1MHz, VBW = 3 MHz, Sweep: Auto.
3. Average measurements: RBW = 1MHz, VBW = 10 Hz, Sweep: Auto.
4. Measurement Level = Reading Level + Correct Factor.
5. Correct Factor = Antenna factor + Cable loss – Amplifier gain.
6. The average measurement was not performed when the peak measured data under the limit of average detection.
7. The emission levels of other frequencies are very lower than the limit and not show in test report.
8. No emission found between lowest internal used/generated frequency to 30MHz.

Product : Intel® Dual Band Wireless-AC 8260
 Test Item : General Radiated Emission Data
 Test Site : No.3 OATS
 Test Mode : Mode 2 SISO B: Transmit (802.11b 1Mbps) (2437 MHz)
 Test Date : 2016/09/22

Frequency MHz	Correct Factor dB	Reading Level dBuV	Measurement Level dBuV/m	Margin dB	Limit dBuV/m
Horizontal					
211.840	-10.394	41.907	31.514	-11.986	43.500
341.790	-2.781	37.839	35.057	-10.943	46.000
504.480	2.032	35.407	37.439	-8.561	46.000
653.170	1.900	36.010	37.911	-8.089	46.000
783.640	5.439	33.192	38.631	-7.369	46.000
940.510	6.757	25.416	32.173	-13.827	46.000
Vertical					
215.510	-5.971	40.825	34.854	-8.646	43.500
360.180	-1.196	39.737	38.541	-7.459	46.000
519.340	0.853	37.070	37.923	-8.077	46.000
682.490	1.752	35.417	37.169	-8.831	46.000
815.930	2.934	35.112	38.046	-7.954	46.000
966.850	3.886	28.940	32.826	-21.174	54.000

Note:

1. All Readings below 1GHz are Quasi-Peak, above 1GHz are performed with peak and/or average measurements as necessary.
2. Peak measurements: RBW = 1MHz, VBW = 3 MHz, Sweep: Auto.
3. Average measurements: RBW = 1MHz, VBW = 10 Hz, Sweep: Auto.
4. Measurement Level = Reading Level + Correct Factor.
5. Correct Factor = Antenna factor + Cable loss – Amplifier gain.
6. The average measurement was not performed when the peak measured data under the limit of average detection.
7. The emission levels of other frequencies are very lower than the limit and not show in test report.
8. No emission found between lowest internal used/generated frequency to 30MHz.

Product : Intel® Dual Band Wireless-AC 8260
 Test Item : General Radiated Emission Data
 Test Site : No.3 OATS
 Test Mode : Mode 2 SISO B: Transmit (802.11g 6Mbps) (2437 MHz)
 Test Date : 2016/09/22

Frequency MHz	Correct Factor dB	Reading Level dBuV	Measurement Level dBuV/m	Margin dB	Limit dBuV/m
Horizontal					
211.810	-10.394	42.955	32.561	-10.939	43.500
358.040	-0.667	38.285	37.618	-8.382	46.000
484.170	1.441	36.472	37.913	-8.087	46.000
601.670	3.644	34.599	38.243	-7.757	46.000
735.100	3.023	33.264	36.287	-9.713	46.000
900.950	5.871	27.023	32.894	-13.106	46.000
Vertical					
199.170	-5.712	38.225	32.513	-10.987	43.500
294.590	-4.877	41.311	36.434	-9.566	46.000
469.080	-3.556	40.698	37.142	-8.858	46.000
631.350	-1.447	37.085	35.638	-10.362	46.000
779.720	2.729	35.122	37.851	-8.149	46.000
927.630	3.549	29.220	32.769	-13.231	46.000

Note:

1. All Readings below 1GHz are Quasi-Peak, above 1GHz are performed with peak and/or average measurements as necessary.
2. Peak measurements: RBW = 1MHz, VBW = 3 MHz, Sweep: Auto.
3. Average measurements: RBW = 1MHz, VBW = 10 Hz, Sweep: Auto.
4. Measurement Level = Reading Level + Correct Factor.
5. Correct Factor = Antenna factor + Cable loss – Amplifier gain.
6. The average measurement was not performed when the peak measured data under the limit of average detection.
7. The emission levels of other frequencies are very lower than the limit and not show in test report.
8. No emission found between lowest internal used/generated frequency to 30MHz.

Product : Intel® Dual Band Wireless-AC 8260
 Test Item : General Radiated Emission Data
 Test Site : No.3 OATS
 Test Mode : Mode 2 SISO B: Transmit - 802.11n-20BW_7.2Mbps(2.4G Band) (2437 MHz)
 Test Date : 2016/09/22

Frequency MHz	Correct Factor dB	Reading Level dBuV	Measurement Level dBuV/m	Margin dB	Limit dBuV/m
Horizontal					
210.090	-10.439	42.987	32.549	-10.951	43.500
337.220	-3.396	41.009	37.613	-8.387	46.000
448.910	0.354	37.536	37.891	-8.109	46.000
607.860	3.963	35.729	39.692	-6.308	46.000
770.970	5.126	34.389	39.515	-6.485	46.000
938.130	6.750	26.090	32.840	-13.160	46.000
Vertical					
226.350	-6.244	38.330	32.086	-13.914	46.000
393.160	-1.311	36.124	34.813	-11.187	46.000
504.870	0.007	38.515	38.522	-7.478	46.000
671.480	-0.732	39.269	38.537	-7.463	46.000
803.200	3.200	35.897	39.097	-6.903	46.000
938.050	3.130	30.355	33.485	-12.515	46.000

Note:

1. All Readings below 1GHz are Quasi-Peak, above 1GHz are performed with peak and/or average measurements as necessary.
2. Peak measurements: RBW = 1MHz, VBW = 3 MHz, Sweep: Auto.
3. Average measurements: RBW = 1MHz, VBW = 10 Hz, Sweep: Auto.
4. Measurement Level = Reading Level + Correct Factor.
5. Correct Factor = Antenna factor + Cable loss – Amplifier gain.
6. The average measurement was not performed when the peak measured data under the limit of average detection.
7. The emission levels of other frequencies are very lower than the limit and not show in test report.
8. No emission found between lowest internal used/generated frequency to 30MHz.

Product : Intel® Dual Band Wireless-AC 8260
 Test Item : General Radiated Emission Data
 Test Site : No.3 OATS
 Test Mode : Mode 2 SISO B: Transmit - 802.11n-40BW_15Mbps(2.4G Band) (2437 MHz)
 Test Date : 2016/09/22

Frequency MHz	Correct Factor dB	Reading Level dBuV	Measurement Level dBuV/m	Margin dB	Limit dBuV/m
Horizontal					
213.840	-10.339	40.939	30.599	-12.901	43.500
360.170	-0.178	36.362	36.184	-9.816	46.000
524.990	3.137	34.380	37.517	-8.483	46.000
680.310	2.820	34.618	37.438	-8.562	46.000
821.580	7.120	30.699	37.819	-8.181	46.000
942.080	6.798	28.360	35.158	-10.842	46.000
Vertical					
201.570	-5.631	38.069	32.438	-11.062	43.500
300.170	-4.028	39.925	35.896	-10.104	46.000
461.890	-2.220	40.477	38.256	-7.744	46.000
605.910	2.253	36.765	39.019	-6.981	46.000
783.340	2.747	34.427	37.174	-8.826	46.000
943.750	3.383	29.610	32.993	-13.007	46.000

Note:

1. All Readings below 1GHz are Quasi-Peak, above 1GHz are performed with peak and/or average measurements as necessary.
2. Peak measurements: RBW = 1MHz, VBW = 3 MHz, Sweep: Auto.
3. Average measurements: RBW = 1MHz, VBW = 10 Hz, Sweep: Auto.
4. Measurement Level = Reading Level + Correct Factor.
5. Correct Factor = Antenna factor + Cable loss – Amplifier gain.
6. The average measurement was not performed when the peak measured data under the limit of average detection.
7. The emission levels of other frequencies are very lower than the limit and not show in test report.
8. No emission found between lowest internal used/generated frequency to 30MHz.

Product : Intel® Dual Band Wireless-AC 8260
 Test Item : General Radiated Emission Data
 Test Site : No.3 OATS
 Test Mode : Mode 3 MIMO: Transmit - 802.11n-20BW_14.4Mbps(2.4G Band) (2437 MHz)
 Test Date : 2016/09/22

Frequency MHz	Correct Factor dB	Reading Level dBuV	Measurement Level dBuV/m	Margin dB	Limit dBuV/m
Horizontal					
217.480	-10.240	40.788	30.547	-15.453	46.000
339.810	-3.311	38.251	34.940	-11.060	46.000
453.070	1.326	36.565	37.891	-8.109	46.000
618.250	2.356	34.701	37.056	-8.944	46.000
772.350	5.135	33.049	38.184	-7.816	46.000
931.330	7.389	25.129	32.518	-13.482	46.000
Vertical					
219.840	-6.512	37.083	30.571	-15.429	46.000
339.760	-1.407	38.256	36.849	-9.151	46.000
494.170	-1.548	37.466	35.918	-10.082	46.000
624.710	0.378	36.106	36.484	-9.516	46.000
781.030	2.767	34.449	37.216	-8.784	46.000
946.380	3.278	27.539	30.817	-15.183	46.000

Note:

1. All Readings below 1GHz are Quasi-Peak, above 1GHz are performed with peak and/or average measurements as necessary.
2. Peak measurements: RBW = 1MHz, VBW = 3 MHz, Sweep: Auto.
3. Average measurements: RBW = 1MHz, VBW = 10 Hz, Sweep: Auto.
4. Measurement Level = Reading Level + Correct Factor.
5. Correct Factor = Antenna factor + Cable loss – Amplifier gain.
6. The average measurement was not performed when the peak measured data under the limit of average detection.
7. The emission levels of other frequencies are very lower than the limit and not show in test report.
8. No emission found between lowest internal used/generated frequency to 30MHz.

Product : Intel® Dual Band Wireless-AC 8260
 Test Item : General Radiated Emission Data
 Test Site : No.3 OATS
 Test Mode : Mode 3 MIMO: Transmit - 802.11n-40BW_30Mbps(2.4G Band) (2437 MHz)
 Test Date : 2016/09/22

Frequency MHz	Correct Factor dB	Reading Level dBuV	Measurement Level dBuV/m	Margin dB	Limit dBuV/m
Horizontal					
226.170	-9.542	40.631	31.089	-14.911	46.000
358.430	-0.553	35.672	35.118	-10.882	46.000
493.970	1.470	36.602	38.072	-7.928	46.000
634.080	1.643	37.737	39.381	-6.619	46.000
770.260	5.122	33.050	38.173	-7.827	46.000
933.510	7.040	26.554	33.594	-12.406	46.000
Vertical					
197.510	-5.697	36.645	30.948	-12.552	43.500
308.170	-4.035	38.627	34.592	-11.408	46.000
461.080	-2.002	39.110	37.108	-8.892	46.000
609.790	2.100	34.719	36.819	-9.181	46.000
772.550	2.500	35.181	37.681	-8.319	46.000
931.870	3.482	29.211	32.693	-13.307	46.000

Note:

1. All Readings below 1GHz are Quasi-Peak, above 1GHz are performed with peak and/or average measurements as necessary.
2. Peak measurements: RBW = 1MHz, VBW = 3 MHz, Sweep: Auto.
3. Average measurements: RBW = 1MHz, VBW = 10 Hz, Sweep: Auto.
4. Measurement Level = Reading Level + Correct Factor.
5. Correct Factor = Antenna factor + Cable loss – Amplifier gain.
6. The average measurement was not performed when the peak measured data under the limit of average detection.
7. The emission levels of other frequencies are very lower than the limit and not show in test report.
8. No emission found between lowest internal used/generated frequency to 30MHz.

Product : Intel® Dual Band Wireless-AC 8260
 Test Item : General Radiated Emission Data
 Test Site : No.3 OATS
 Test Mode : Mode 4 Beamforming: Transmit - 802.11n-20BW_14.4Mbps(2.4G Band) (2437 MHz)
 Test Date : 2016/09/22

Frequency MHz	Correct Factor dB	Reading Level dBuV	Measurement Level dBuV/m	Margin dB	Limit dBuV/m
Horizontal					
201.350	-9.942	40.792	30.849	-12.651	43.500
351.840	-1.285	38.342	37.057	-8.943	46.000
494.170	1.466	36.052	37.518	-8.482	46.000
649.790	1.852	37.678	39.531	-6.469	46.000
799.260	6.413	30.843	37.256	-8.744	46.000
940.940	6.763	25.110	31.873	-14.127	46.000
Vertical					
230.170	-6.194	40.501	34.306	-11.694	46.000
364.810	0.314	38.373	38.687	-7.313	46.000
484.090	-2.612	39.554	36.942	-9.058	46.000
625.970	0.192	38.559	38.751	-7.249	46.000
812.320	2.857	35.358	38.215	-7.785	46.000
961.040	3.290	28.901	32.191	-21.809	54.000

Note:

1. All Readings below 1GHz are Quasi-Peak, above 1GHz are performed with peak and/or average measurements as necessary.
2. Peak measurements: RBW = 1MHz, VBW = 3 MHz, Sweep: Auto.
3. Average measurements: RBW = 1MHz, VBW = 10 Hz, Sweep: Auto.
4. Measurement Level = Reading Level + Correct Factor.
5. Correct Factor = Antenna factor + Cable loss – Amplifier gain.
6. The average measurement was not performed when the peak measured data under the limit of average detection.
7. The emission levels of other frequencies are very lower than the limit and not show in test report.
8. No emission found between lowest internal used/generated frequency to 30MHz.

Product : Intel® Dual Band Wireless-AC 8260
 Test Item : General Radiated Emission Data
 Test Site : No.3 OATS
 Test Mode : Mode 4 Beamforming: Transmit - 802.11n-40BW_30Mbps(2.4G Band) (2437 MHz)
 Test Date : 2016/09/22

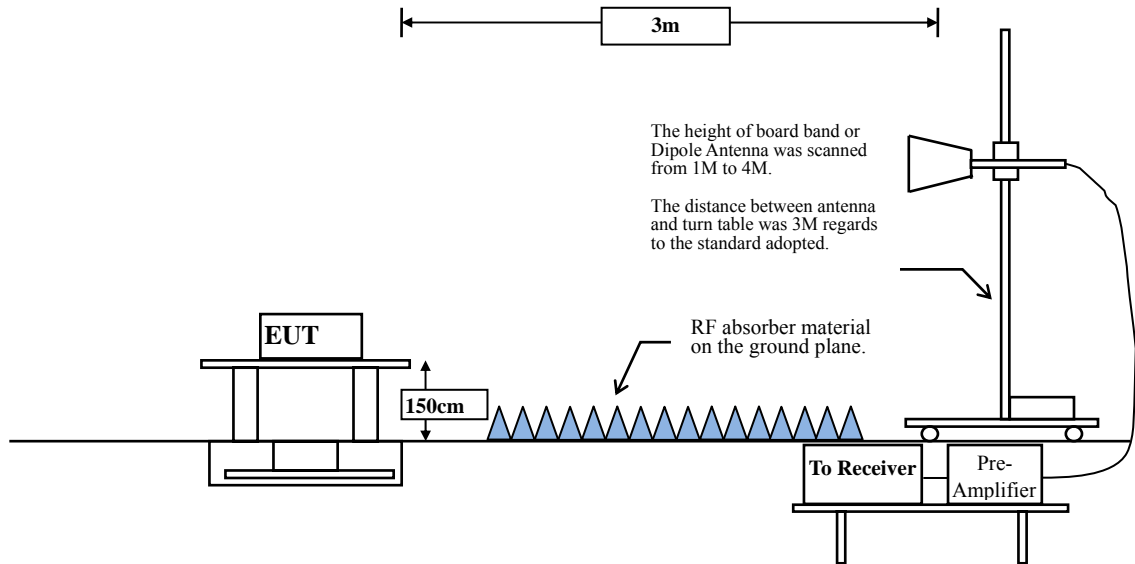
Frequency MHz	Correct Factor dB	Reading Level dBuV	Measurement Level dBuV/m	Margin dB	Limit dBuV/m
Horizontal					
211.480	-10.401	41.295	30.894	-12.606	43.500
325.710	-4.510	40.693	36.183	-9.817	46.000
467.040	3.265	35.484	38.748	-7.252	46.000
603.150	4.040	35.232	39.272	-6.728	46.000
787.930	6.040	31.319	37.359	-8.641	46.000
931.630	7.343	28.844	36.187	-9.813	46.000
Vertical					
221.480	-6.517	38.458	31.941	-14.059	46.000
360.140	-1.209	38.004	36.795	-9.205	46.000
530.970	1.194	36.962	38.156	-7.844	46.000
659.250	-1.504	39.527	38.023	-7.977	46.000
772.310	2.548	34.100	36.648	-9.352	46.000
919.830	3.060	27.524	30.584	-15.416	46.000

Note:

1. All Readings below 1GHz are Quasi-Peak, above 1GHz are performed with peak and/or average measurements as necessary.
2. Peak measurements: RBW = 1MHz, VBW = 3 MHz, Sweep: Auto.
3. Average measurements: RBW = 1MHz, VBW = 10 Hz, Sweep: Auto.
4. Measurement Level = Reading Level + Correct Factor.
5. Correct Factor = Antenna factor + Cable loss – Amplifier gain.
6. The average measurement was not performed when the peak measured data under the limit of average detection.
7. The emission levels of other frequencies are very lower than the limit and not show in test report.
8. No emission found between lowest internal used/generated frequency to 30MHz.

4. Band Edge

4.1. Test Setup



4.2. Limits

Emissions radiated outside of the specified frequency bands, except for harmonics, shall be attenuated by at least 20dB below the level of the fundamental or to the general radiated emission limits in paragraph 15.209, whichever is the lesser attenuation.

4.3. Test Procedure

The EUT was setup according to ANSI C63.10, 2013 and tested according to DTS test procedure of KDB558074 for compliance to FCC 47CFR 15.247 requirements.

The EUT is placed on a turn table which is 1.5 meter above ground. The turn table is rotated 360 degrees to determine the position of the maximum emission level. The EUT was positioned such that the distance from antenna to the EUT was 3 meters.

The antenna is scanned from 1 meter to 4 meters to find out the maximum emission level. This is repeated for both horizontal and vertical polarization of the antenna. In order to find the maximum emission, all of the interface cables were manipulated according to ANSI C63.10:2013 on radiated measurement.

4.4. Uncertainty

± 3.9 dB above 1GHz

± 3.8 dB below 1GHz

4.5. Test Result of Band Edge

Product : Intel® Dual Band Wireless-AC 8260
 Test Item : Band Edge
 Test Site : No.3 OATS
 Test Mode : Mode 1 SISO A: Transmit (802.11b 1Mbps)
 Test Date : 2016/09/23

RF Radiated Measurement (Horizontal):

Channel No.	Frequency (MHz)	Correct Factor (dB)	Reading Level (dBuV)	Emission Level (dBuV/m)	Peak Limit (dBuV/m)	Average Limit (dBuV/m)	Result
01 (Peak)	2390.000	31.509	39.642	71.151	74.00	54.00	Pass
01 (Peak)	2400.000	31.561	48.106	79.667	--	--	--
01 (Peak)	2413.800	31.651	77.416	109.068	--	--	--
01 (Average)	2385.600	31.492	21.438	52.930	74.00	54.00	Pass
01 (Average)	2390.000	31.509	15.632	47.141	74.00	54.00	Pass
01 (Average)	2400.000	31.561	25.486	57.047	--	--	--
01 (Average)	2411.400	31.634	72.206	103.840	--	--	--

Figure Channel 01: Horizontal (Peak)

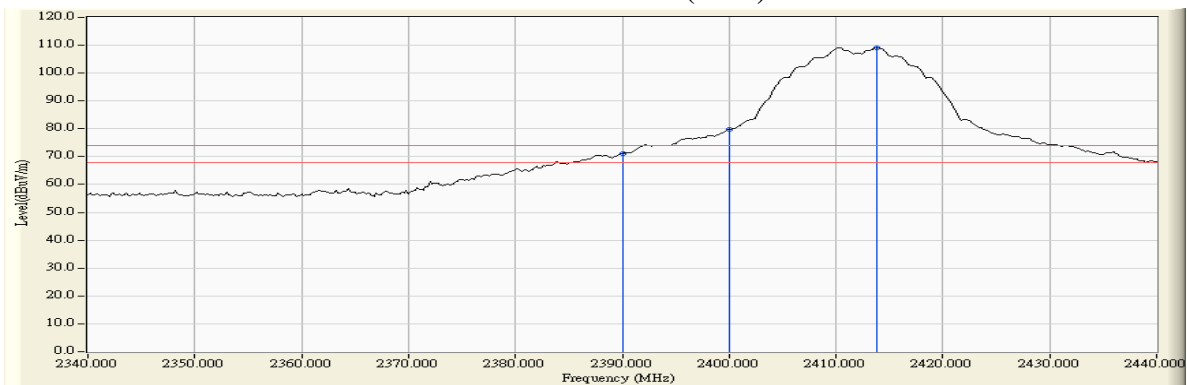
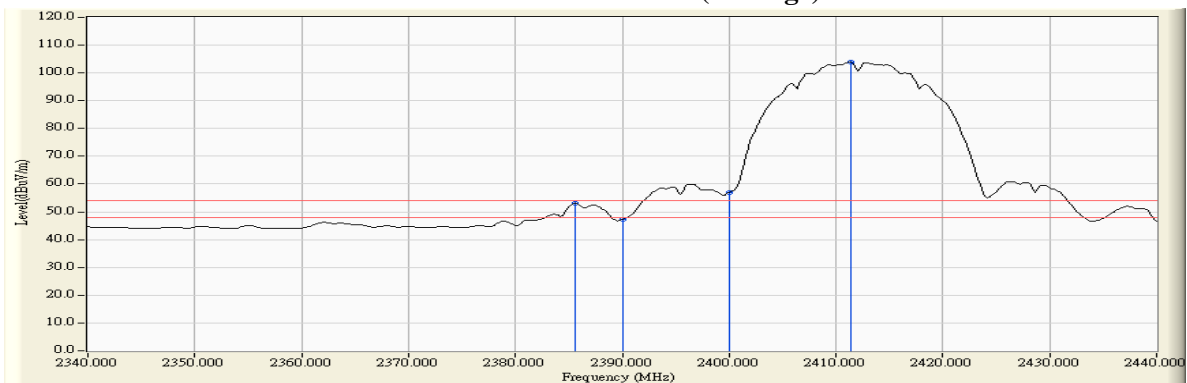


Figure Channel 01: Horizontal (Average)



Note:

1. All readings above 1GHz are performed with peak and/or average measurements as necessary.
2. Peak measurements: RBW = 1MHz, VBW = 3 MHz, Sweep: Auto.
3. Average measurements: RBW = 1MHz, VBW = 10 Hz, Sweep: Auto.
4. “ * ”, means this data is the worst emission level.
5. Measurement Level = Reading Level + Correct Factor.
6. The average measurement was not performed when the peak measured data under the limit of average detection.

Product : Intel® Dual Band Wireless-AC 8260
 Test Item : Band Edge
 Test Site : No.3 OATS
 Test Mode : Mode 1 SISO A: Transmit (802.11b 1Mbps)
 Test Date : 2016/09/23

RF Radiated Measurement (Vertical):

Channel No.	Frequency (MHz)	Correct Factor (dB)	Reading Level (dBuV)	Emission Level (dBuV/m)	Peak Limit (dBuV/m)	Average Limit (dBuV/m)	Result
01 (Peak)	2390.000	30.915	39.814	70.729	74.00	54.00	Pass
01 (Peak)	2400.000	30.912	48.868	79.780	--	--	--
01 (Peak)	2413.800	30.961	79.331	110.292	--	--	--
01 (Average)	2385.800	30.935	22.478	53.413	74.00	54.00	Pass
01 (Average)	2390.000	30.915	15.834	46.749	74.00	54.00	Pass
01 (Average)	2400.000	30.912	26.044	56.956	--	--	--
01 (Average)	2412.800	30.955	73.859	104.814	--	--	--

Figure Channel 01: Vertical (Peak)

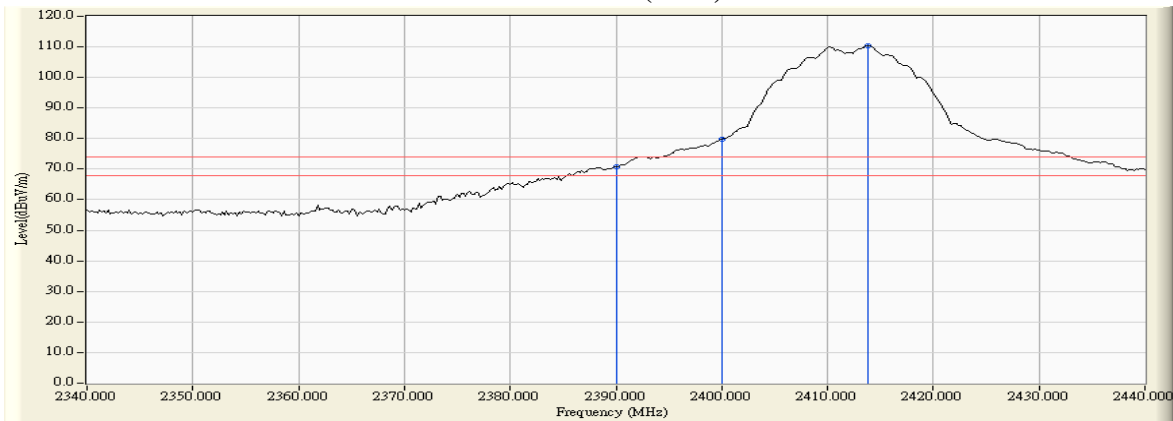
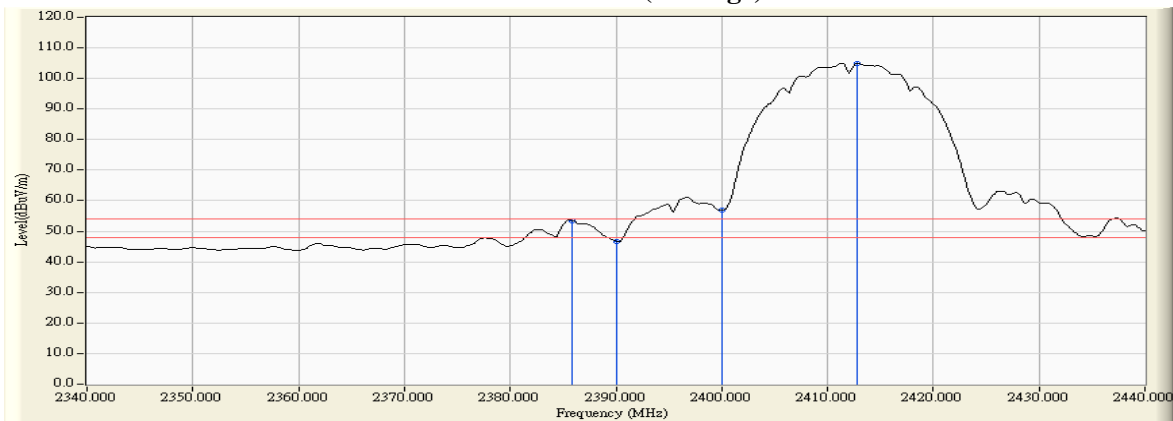


Figure Channel 01: Vertical (Average)



Note:

1. All readings above 1GHz are performed with peak and/or average measurements as necessary.
2. Peak measurements: RBW = 1MHz, VBW = 3 MHz, Sweep: Auto.
3. Average measurements: RBW = 1MHz, VBW = 10 Hz, Sweep: Auto.
4. “ * ”, means this data is the worst emission level.
5. Measurement Level = Reading Level + Correct Factor.
6. The average measurement was not performed when the peak measured data under the limit of average detection.

Product : Intel® Dual Band Wireless-AC 8260
 Test Item : Band Edge
 Test Site : No.3 OATS
 Test Mode : Mode 1 SISO A: Transmit (802.11b 1Mbps)
 Test Date : 2016/09/23

RF Radiated Measurement (Horizontal):

Channel No.	Frequency (MHz)	Correct Factor (dB)	Reading Level (dBuV)	Emission Level (dBuV/m)	Peak Limit (dBuV/m)	Average Limit (dBuV/m)	Result
02 (Peak)	2390.000	31.509	36.932	68.441	74.00	54.00	Pass
02 (Peak)	2400.000	31.561	43.591	75.152	--	--	--
02 (Peak)	2418.800	31.690	78.421	110.111	--	--	--
02 (Average)	2390.000	31.509	22.034	53.543	74.00	54.00	Pass
02 (Average)	2400.000	31.561	26.290	57.851	--	--	--
02 (Average)	2416.400	31.672	73.012	104.684	--	--	--

Figure Channel 02: Horizontal (Peak)

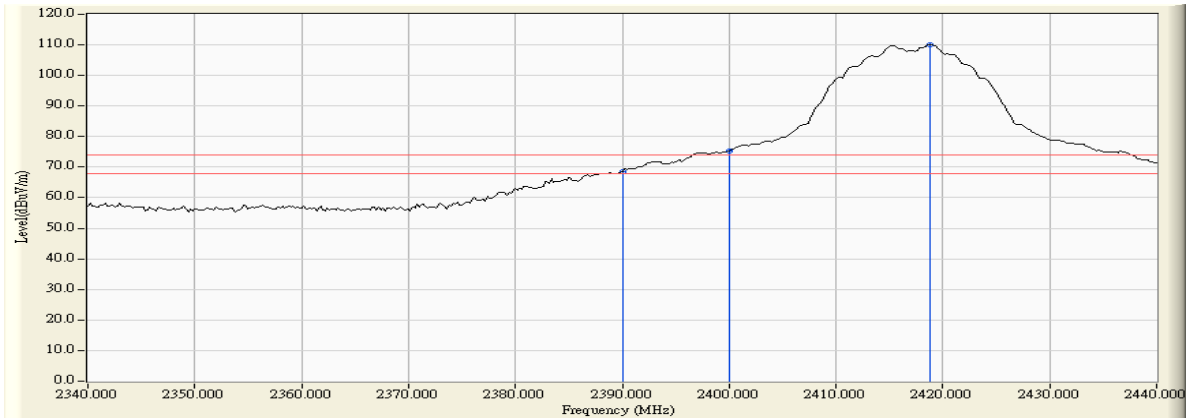
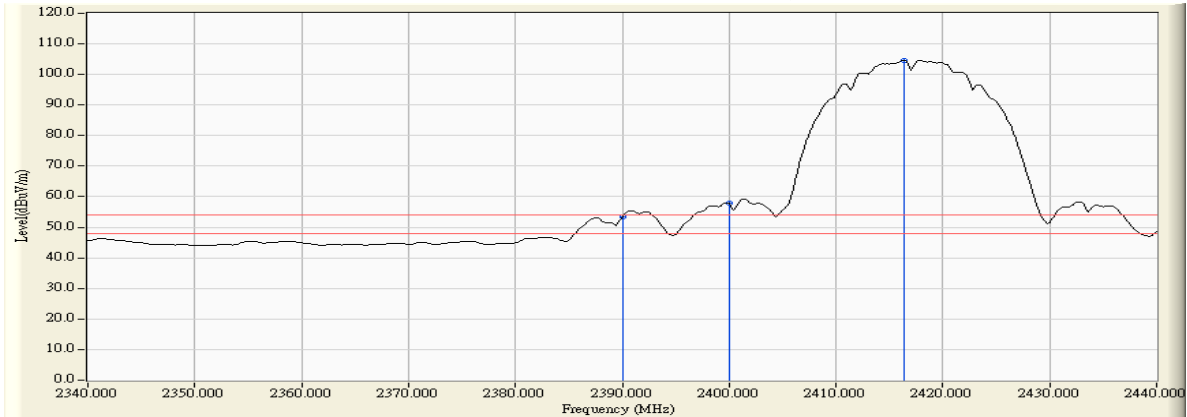


Figure Channel 02: Horizontal (Average)



Note:

1. All readings above 1GHz are performed with peak and/or average measurements as necessary.
2. Peak measurements: RBW = 1MHz, VBW = 3 MHz, Sweep: Auto.
3. Average measurements: RBW = 1MHz, VBW = 10 Hz, Sweep: Auto.
4. “ * ”, means this data is the worst emission level.
5. Measurement Level = Reading Level + Correct Factor.
6. The average measurement was not performed when the peak measured data under the limit of average detection.

Product : Intel® Dual Band Wireless-AC 8260
 Test Item : Band Edge
 Test Site : No.3 OATS
 Test Mode : Mode 1 SISO A: Transmit (802.11b 1Mbps)
 Test Date : 2016/09/23

RF Radiated Measurement (Vertical):

Channel No.	Frequency (MHz)	Correct Factor (dB)	Reading Level (dBuV)	Emission Level (dBuV/m)	Peak Limit (dBuV/m)	Average Limit (dBuV/m)	Result
02 (Peak)	2390.000	30.915	37.168	68.083	74.00	54.00	Pass
02 (Peak)	2400.000	30.912	44.383	75.295	--	--	--
02 (Peak)	2418.800	30.995	79.923	110.918	--	--	--
02 (Average)	2390.000	30.915	19.291	50.206	74.00	54.00	Pass
02 (Average)	2400.000	30.912	29.380	60.292	--	--	--
02 (Average)	2417.800	30.989	74.465	105.454	--	--	--

Figure Channel 02: Vertical (Peak)

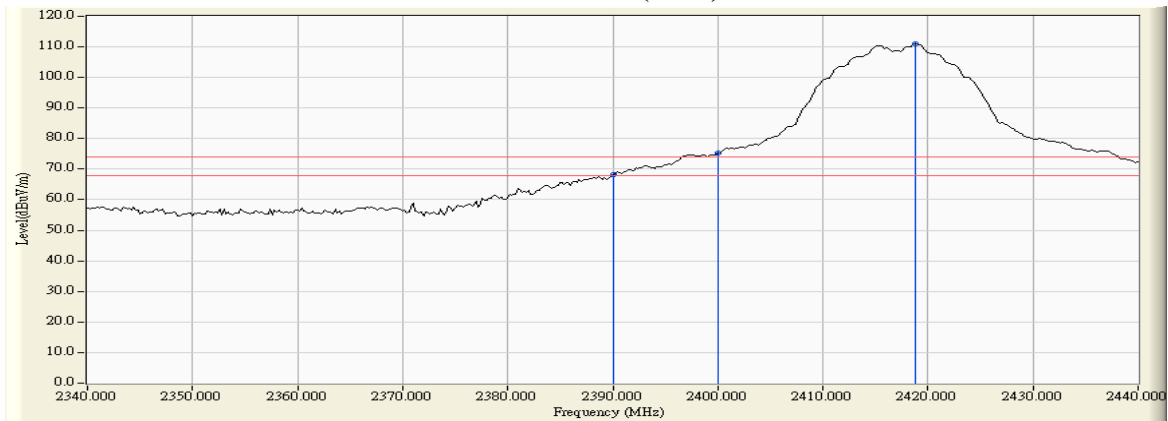


Figure Channel 02: Vertical (Average)



Note:

1. All readings above 1GHz are performed with peak and/or average measurements as necessary.
2. Peak measurements: RBW = 1MHz, VBW = 3 MHz, Sweep: Auto.
3. Average measurements: RBW = 1MHz, VBW = 10 Hz, Sweep: Auto.
4. “ * ”, means this data is the worst emission level.
5. Measurement Level = Reading Level + Correct Factor.
6. The average measurement was not performed when the peak measured data under the limit of average detection.

Product : Intel® Dual Band Wireless-AC 8260
 Test Item : Band Edge
 Test Site : No.3 OATS
 Test Mode : Mode 1 SISO A: Transmit (802.11b 1Mbps)
 Test Date : 2016/09/23

RF Radiated Measurement (Horizontal):

Channel No.	Frequency (MHz)	Correct Factor (dB)	Reading Level (dBuV)	Emission Level (dBuV/m)	Peak Limit (dBuV/m)	Average Limit (dBuV/m)	Result
03 (Peak)	2390.000	31.509	35.928	67.437	74.00	54.00	Pass
03 (Peak)	2400.000	31.561	41.493	73.054	--	--	--
03 (Peak)	2423.800	31.729	79.889	111.618	--	--	--
03 (Average)	2390.000	31.509	18.724	50.233	74.00	54.00	Pass
03 (Average)	2400.000	31.561	21.548	53.109	--	--	--
03 (Average)	2421.400	31.711	74.467	106.177	--	--	--

Figure Channel 03: Horizontal (Peak)

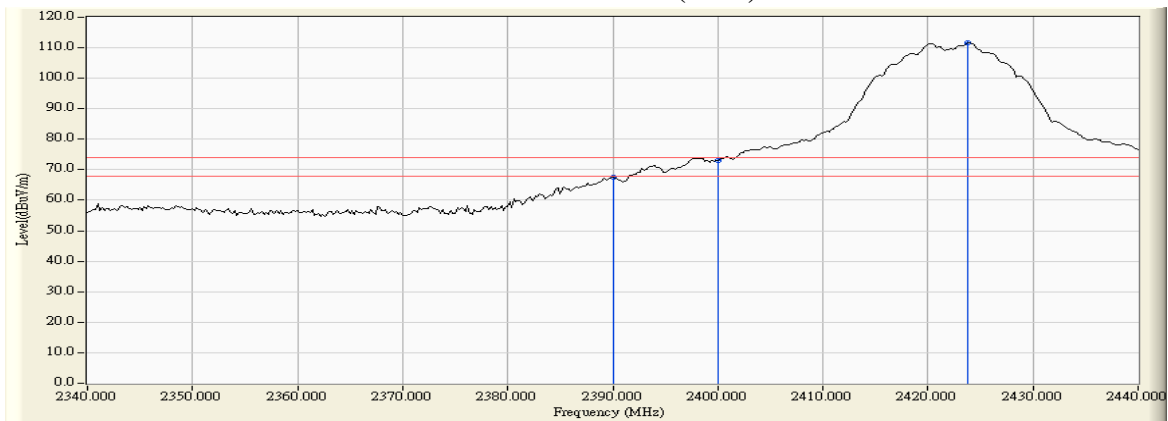
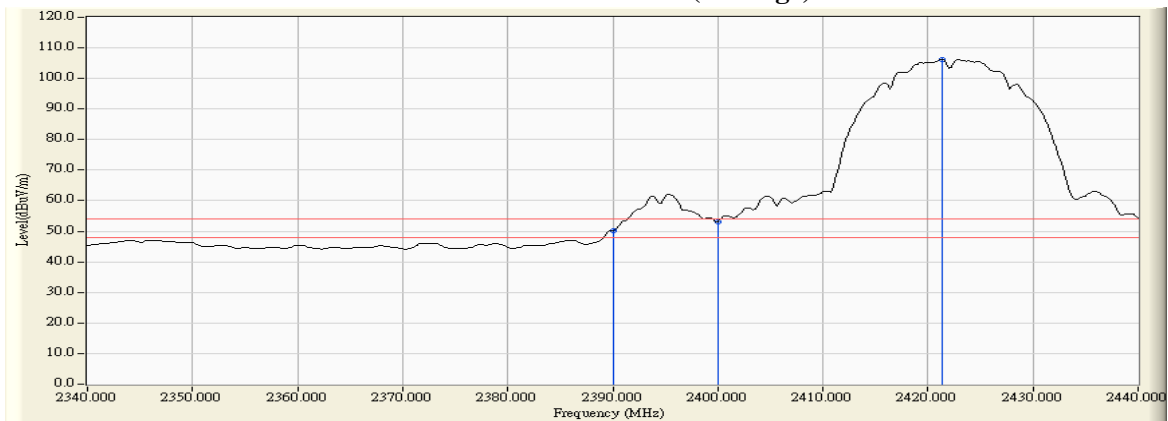


Figure Channel 03: Horizontal (Average)



Note:

1. All readings above 1GHz are performed with peak and/or average measurements as necessary.
2. Peak measurements: RBW = 1MHz, VBW = 3 MHz, Sweep: Auto.
3. Average measurements: RBW = 1MHz, VBW = 10 Hz, Sweep: Auto.
4. “ * ”, means this data is the worst emission level.
5. Measurement Level = Reading Level + Correct Factor.
6. The average measurement was not performed when the peak measured data under the limit of average detection.

Product : Intel® Dual Band Wireless-AC 8260
 Test Item : Band Edge
 Test Site : No.3 OATS
 Test Mode : Mode 1 SISO A: Transmit (802.11b 1Mbps)
 Test Date : 2016/09/23

RF Radiated Measurement (Vertical):

Channel No.	Frequency (MHz)	Correct Factor (dB)	Reading Level (dBuV)	Emission Level (dBuV/m)	Peak Limit (dBuV/m)	Average Limit (dBuV/m)	Result
03 (Peak)	2390.000	30.915	36.852	67.767	74.00	54.00	Pass
03 (Peak)	2400.000	30.912	42.484	73.396	--	--	--
03 (Peak)	2423.800	31.029	82.021	113.050	--	--	--
03 (Average)	2386.200	30.933	19.176	50.109	74.00	54.00	Pass
03 (Average)	2390.000	30.915	17.111	48.026	74.00	54.00	Pass
03 (Average)	2400.000	30.912	18.232	49.144	--	--	--
03 (Average)	2421.400	31.014	76.519	107.532	--	--	--

Figure Channel 03: Vertical (Peak)

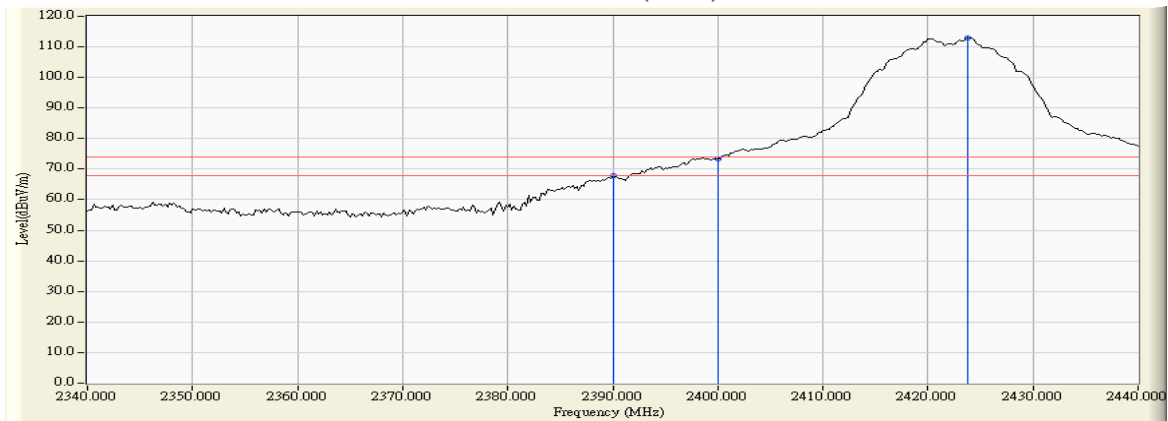
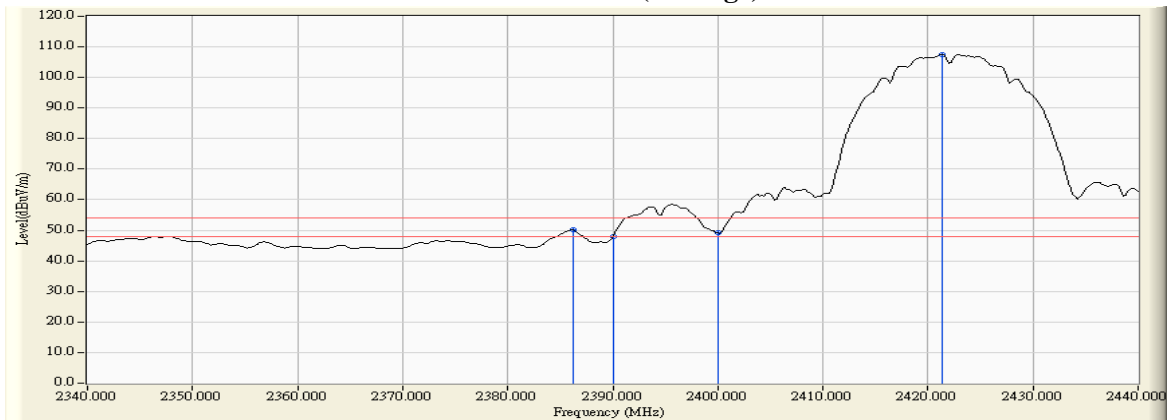


Figure Channel 03: Vertical (Average)



Note:

1. All readings above 1GHz are performed with peak and/or average measurements as necessary.
2. Peak measurements: RBW = 1MHz, VBW = 3 MHz, Sweep: Auto.
3. Average measurements: RBW = 1MHz, VBW = 10 Hz, Sweep: Auto.
4. “ * ”, means this data is the worst emission level.
5. Measurement Level = Reading Level + Correct Factor.
6. The average measurement was not performed when the peak measured data under the limit of average detection.

Product : Intel® Dual Band Wireless-AC 8260
 Test Item : Band Edge
 Test Site : No.3 OATS
 Test Mode : Mode 1 SISO A: Transmit (802.11b 1Mbps)
 Test Date : 2016/09/23

RF Radiated Measurement (Horizontal):

Channel No.	Frequency (MHz)	Correct Factor (dB)	Reading Level (dBuV)	Emission Level (dBuV/m)	Peak Limit (dBuV/m)	Average Limit (dBuV/m)	Result
06 (Peak)	2383.400	31.483	27.817	59.300	74.00	54.00	Pass
06 (Peak)	2390.000	31.509	25.979	57.488	74.00	54.00	Pass
06 (Peak)	2400.000	31.561	33.326	64.887	--	--	--
06 (Peak)	2438.800	31.844	80.213	112.056	--	--	--
06 (Average)	2361.800	31.398	16.675	48.073	74.00	54.00	Pass
06 (Average)	2390.000	31.509	13.024	44.533	74.00	54.00	Pass
06 (Average)	2400.000	31.561	18.815	50.376	--	--	--
06 (Average)	2436.400	31.824	74.948	106.773	--	--	--

Figure Channel 06: Horizontal (Peak)

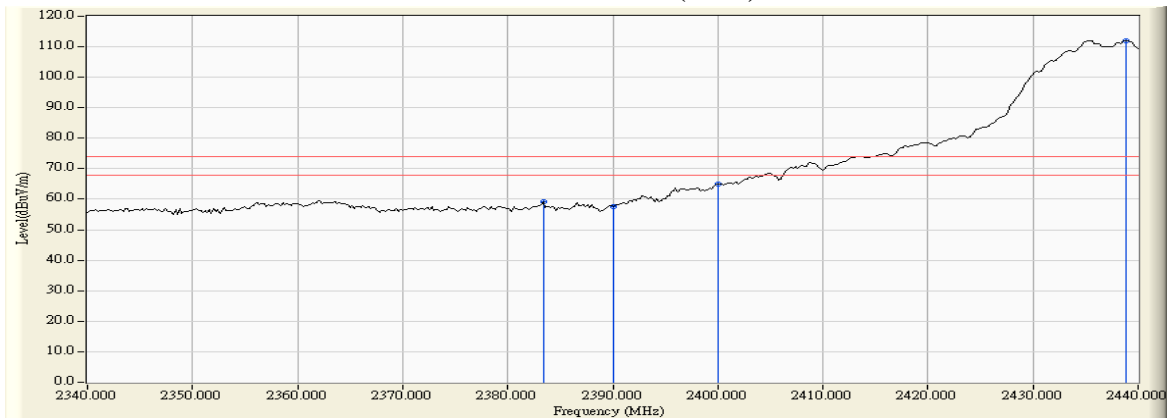
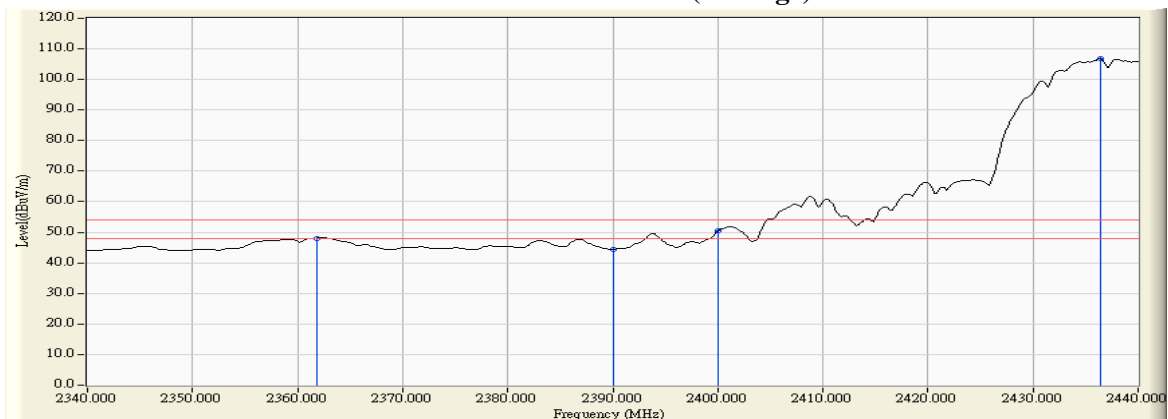


Figure Channel 06: Horizontal (Average)



Note:

1. All readings above 1GHz are performed with peak and/or average measurements as necessary.
2. Peak measurements: RBW = 1MHz, VBW = 3 MHz, Sweep: Auto.
3. Average measurements: RBW = 1MHz, VBW = 10 Hz, Sweep: Auto.
4. “ * ”, means this data is the worst emission level.
5. Measurement Level = Reading Level + Correct Factor.
6. The average measurement was not performed when the peak measured data under the limit of average detection.

Product : Intel® Dual Band Wireless-AC 8260
 Test Item : Band Edge
 Test Site : No.3 OATS
 Test Mode : Mode 1 SISO A: Transmit (802.11b 1Mbps)
 Test Date : 2016/09/23

RF Radiated Measurement (Vertical):

Channel No.	Frequency (MHz)	Correct Factor (dB)	Reading Level (dBuV)	Emission Level (dBuV/m)	Peak Limit (dBuV/m)	Average Limit (dBuV/m)	Result
06 (Peak)	2356.400	31.071	28.372	59.443	74.00	54.00	Pass
06 (Peak)	2390.000	30.915	27.006	57.921	74.00	54.00	Pass
06 (Peak)	2400.000	30.912	33.956	64.868	--	--	--
06 (Peak)	2438.800	31.132	82.499	113.630	--	--	--
06 (Average)	2374.000	30.990	18.294	49.283	74.00	54.00	Pass
06 (Average)	2390.000	30.915	15.217	46.132	74.00	54.00	Pass
06 (Average)	2400.000	30.912	17.736	48.648	--	--	--
06 (Average)	2436.400	31.114	77.187	108.302	--	--	--

Figure Channel 06: Vertical (Peak)

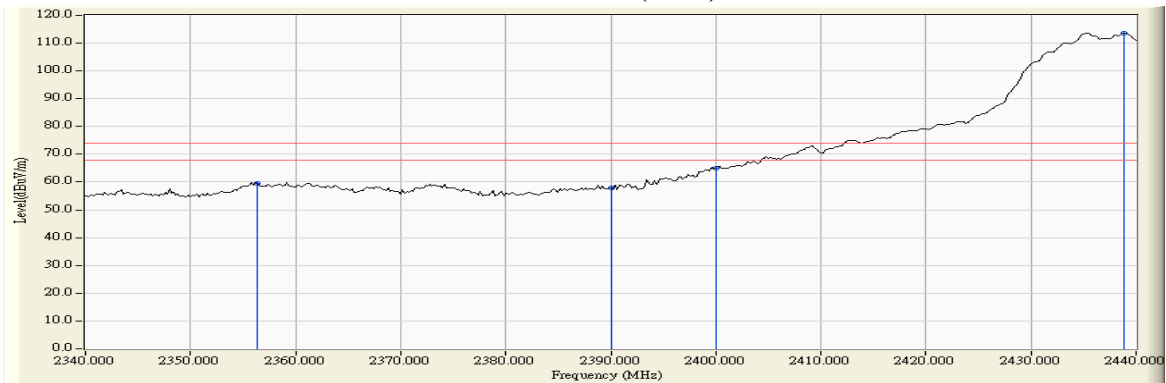
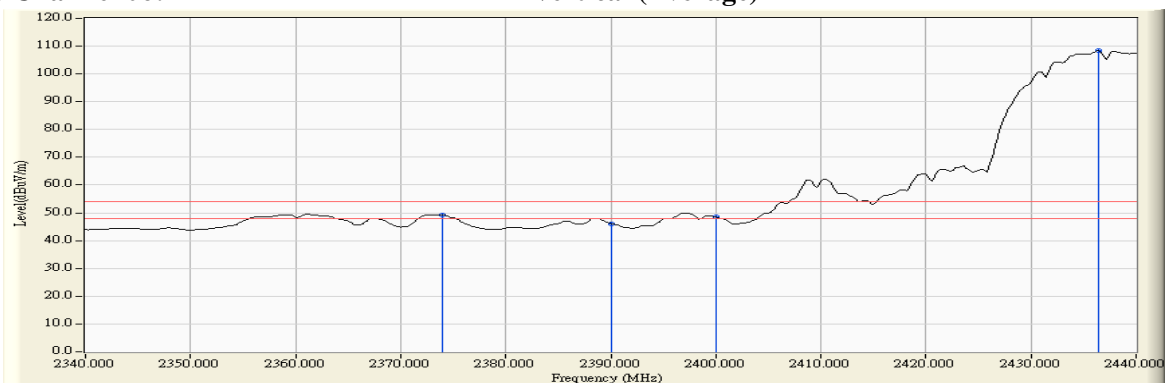


Figure Channel 06: Vertical (Average)



Note:

1. All readings above 1GHz are performed with peak and/or average measurements as necessary.
2. Peak measurements: RBW = 1MHz, VBW = 3 MHz, Sweep: Auto.
3. Average measurements: RBW = 1MHz, VBW = 10 Hz, Sweep: Auto.
4. “ * ”, means this data is the worst emission level.
5. Measurement Level = Reading Level + Correct Factor.
6. The average measurement was not performed when the peak measured data under the limit of average detection.

Product : Intel® Dual Band Wireless-AC 8260
 Test Item : Band Edge
 Test Site : No.3 OATS
 Test Mode : Mode 1 SISO A: Transmit (802.11b 1Mbps)
 Test Date : 2016/09/23

RF Radiated Measurement (Horizontal):

Channel No.	Frequency (MHz)	Correct Factor (dB)	Reading Level (dBuV)	Emission Level (dBuV/m)	Peak Limit (dBuV/m)	Average Limit (dBuV/m)	Result
06 (Peak)	2438.700	31.842	80.308	112.150	--	--	--
06 (Peak)	2483.500	32.182	25.693	57.875	74.00	54.00	Pass
06 (Peak)	2513.300	32.245	28.175	60.421	74.00	54.00	Pass
06 (Average)	2436.100	31.822	75.023	106.846	--	--	--
06 (Average)	2483.500	32.182	14.687	46.869	74.00	54.00	Pass
06 (Average)	2512.900	32.247	16.843	49.090	74.00	54.00	Pass

Figure Channel 06: Horizontal (Peak)

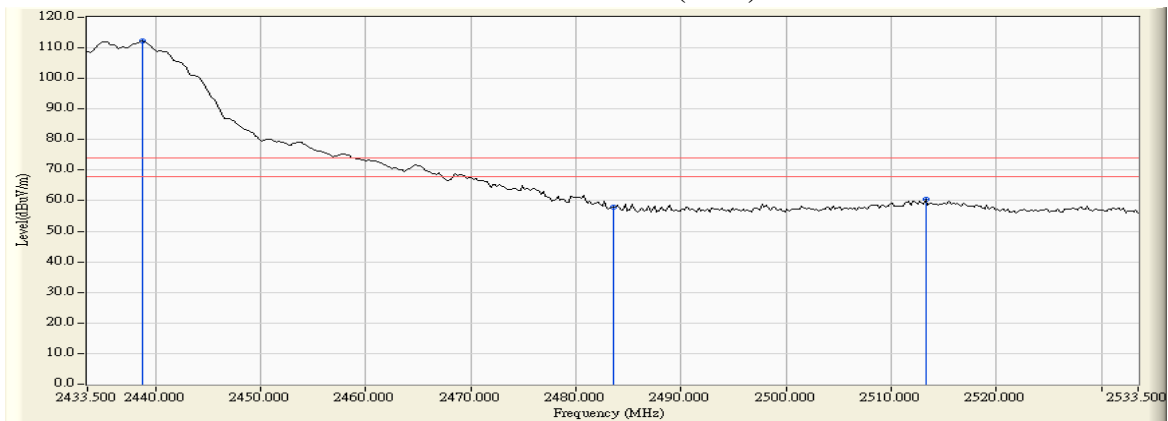


Figure Channel 06: Horizontal (Average)



Note:

1. All readings above 1GHz are performed with peak and/or average measurements as necessary.
2. Peak measurements: RBW = 1MHz, VBW = 3 MHz, Sweep: Auto.
3. Average measurements: RBW = 1MHz, VBW = 10 Hz, Sweep: Auto.
4. “ * ”, means this data is the worst emission level.
5. Measurement Level = Reading Level + Correct Factor.
6. The average measurement was not performed when the peak measured data under the limit of average detection.

Product : Intel® Dual Band Wireless-AC 8260
 Test Item : Band Edge
 Test Site : No.3 OATS
 Test Mode : Mode 1 SISO A: Transmit (802.11b 1Mbps)
 Test Date : 2016/09/23

RF Radiated Measurement (Vertical):

Channel No.	Frequency (MHz)	Correct Factor (dB)	Reading Level (dBuV)	Emission Level (dBuV/m)	Peak Limit (dBuV/m)	Average Limit (dBuV/m)	Result
06 (Peak)	2438.700	31.130	82.513	113.644	--	--	--
06 (Peak)	2483.500	31.435	30.174	61.609	74.00	54.00	Pass
06 (Average)	2436.300	31.114	77.176	108.290	--	--	--
06 (Average)	2483.500	31.435	14.096	45.531	74.00	54.00	Pass
06 (Average)	2513.300	31.553	20.134	51.687	74.00	54.00	Pass

Figure Channel 06: Vertical (Peak)

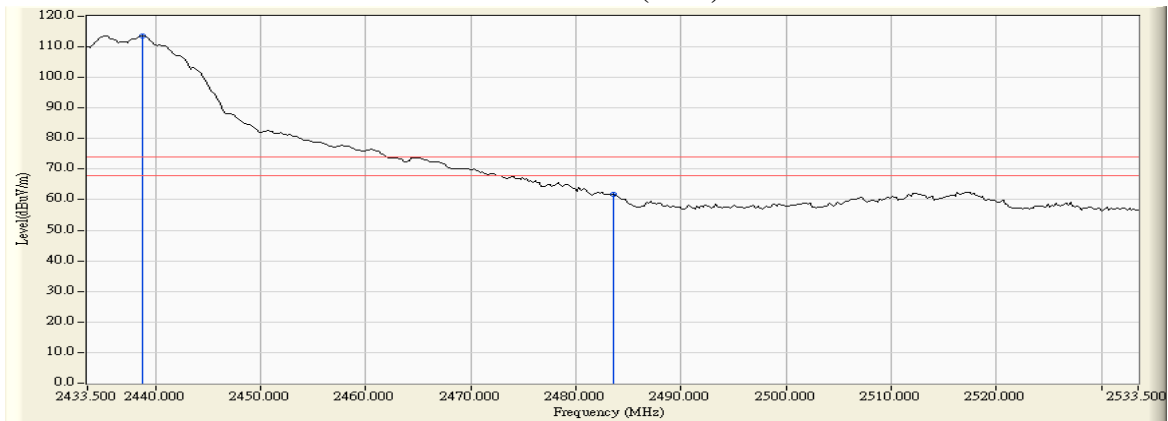
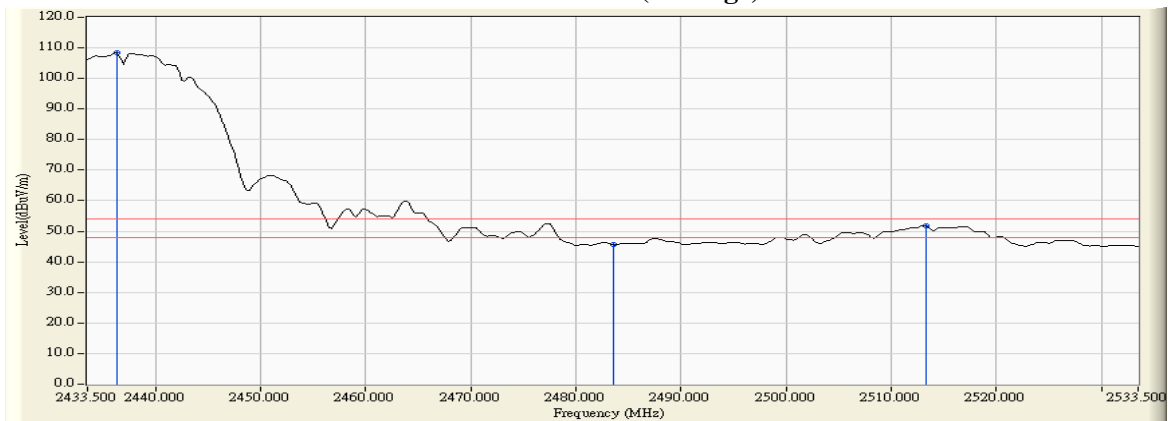


Figure Channel 06: Vertical (Average)



Note:

1. All readings above 1GHz are performed with peak and/or average measurements as necessary.
2. Peak measurements: RBW = 1MHz, VBW = 3 MHz, Sweep: Auto.
3. Average measurements: RBW = 1MHz, VBW = 10 Hz, Sweep: Auto.
4. “ * ”, means this data is the worst emission level.
5. Measurement Level = Reading Level + Correct Factor.
6. The average measurement was not performed when the peak measured data under the limit of average detection.

Product : Intel® Dual Band Wireless-AC 8260
 Test Item : Band Edge
 Test Site : No.3 OATS
 Test Mode : Mode 1 SISO A: Transmit (802.11b 1Mbps)
 Test Date : 2016/09/23

RF Radiated Measurement (Horizontal):

Channel No.	Frequency (MHz)	Correct Factor (dB)	Reading Level (dBuV)	Emission Level (dBuV/m)	Peak Limit (dBuV/m)	Average Limit (dBuV/m)	Result
09 (Peak)	2453.700	31.957	79.036	110.993	--	--	--
09 (Peak)	2483.500	32.182	35.249	67.431	74.00	54.00	Pass
09 (Average)	2451.100	31.937	73.804	105.741	--	--	--
09 (Average)	2483.500	32.182	14.793	46.975	74.00	54.00	Pass
09 (Average)	2489.900	32.231	16.801	49.031	74.00	54.00	Pass

Figure Channel 09: Horizontal (Peak)

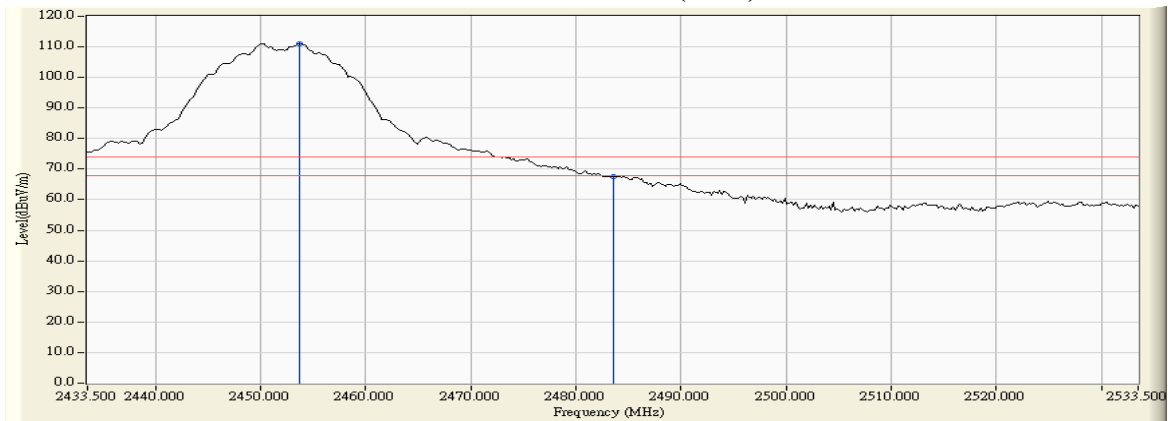
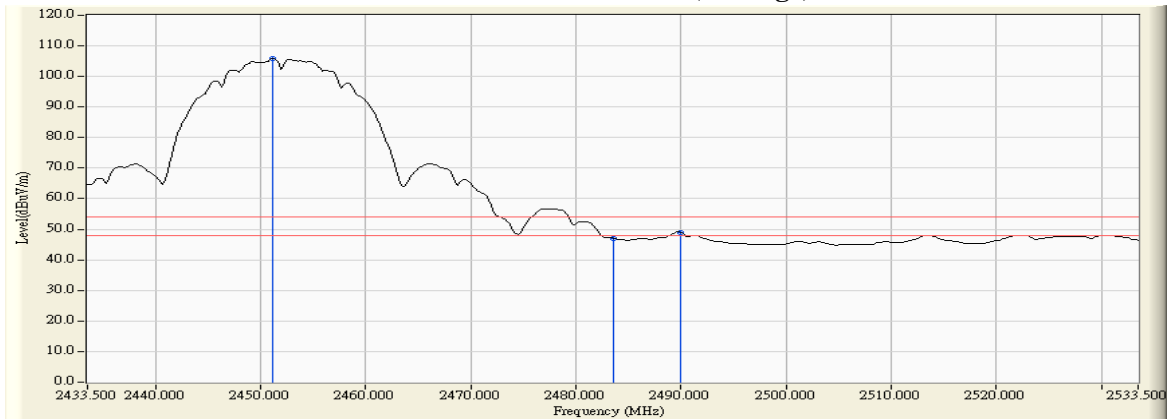


Figure Channel 09: Horizontal (Average)



Note:

1. All readings above 1GHz are performed with peak and/or average measurements as necessary.
2. Peak measurements: RBW = 1MHz, VBW = 3 MHz, Sweep: Auto.
3. Average measurements: RBW = 1MHz, VBW = 10 Hz, Sweep: Auto.
4. “ * ”, means this data is the worst emission level.
5. Measurement Level = Reading Level + Correct Factor.
6. The average measurement was not performed when the peak measured data under the limit of average detection.

Product : Intel® Dual Band Wireless-AC 8260
 Test Item : Band Edge
 Test Site : No.3 OATS
 Test Mode : Mode 1 SISO A: Transmit (802.11b 1Mbps)
 Test Date : 2016/09/23

RF Radiated Measurement (Vertical):

Channel No.	Frequency (MHz)	Correct Factor (dB)	Reading Level (dBuV)	Emission Level (dBuV/m)	Peak Limit (dBuV/m)	Average Limit (dBuV/m)	Result
09 (Peak)	2453.700	31.234	82.685	113.918	--	--	--
09 (Peak)	2483.500	31.435	40.390	71.825	74.00	54.00	Pass
09 (Average)	2451.300	31.217	77.211	108.428	--	--	--
09 (Average)	2483.500	31.435	20.849	52.284	74.00	54.00	Pass

Figure Channel 09: Vertical (Peak)

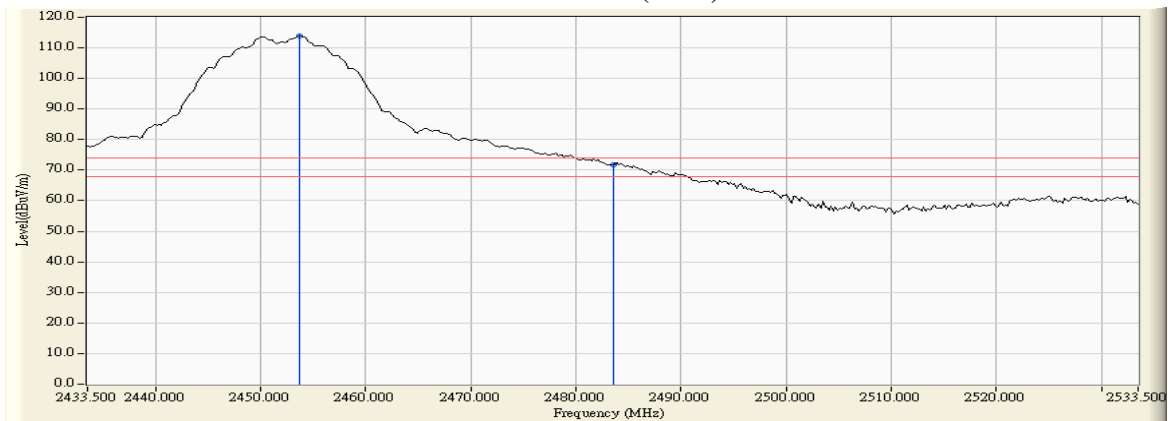


Figure Channel 09: Vertical (Average)



Note:

1. All readings above 1GHz are performed with peak and/or average measurements as necessary.
2. Peak measurements: RBW = 1MHz, VBW = 3 MHz, Sweep: Auto.
3. Average measurements: RBW = 1MHz, VBW = 10 Hz, Sweep: Auto.
4. “ * ”, means this data is the worst emission level.
5. Measurement Level = Reading Level + Correct Factor.
6. The average measurement was not performed when the peak measured data under the limit of average detection.

Product : Intel® Dual Band Wireless-AC 8260
 Test Item : Band Edge
 Test Site : No.3 OATS
 Test Mode : Mode 1 SISO A: Transmit (802.11b 1Mbps)
 Test Date : 2016/09/23

RF Radiated Measurement (Horizontal):

Channel No.	Frequency (MHz)	Correct Factor (dB)	Reading Level (dBuV)	Emission Level (dBuV/m)	Peak Limit (dBuV/m)	Average Limit (dBuV/m)	Result
10 (Peak)	2458.700	31.994	77.857	109.851	--	--	--
10 (Peak)	2483.500	32.182	36.532	68.714	74.00	54.00	Pass
10 (Average)	2456.300	31.976	72.581	104.557	--	--	--
10 (Average)	2483.500	32.182	19.598	51.780	74.00	54.00	Pass

Figure Channel 10: Horizontal (Peak)

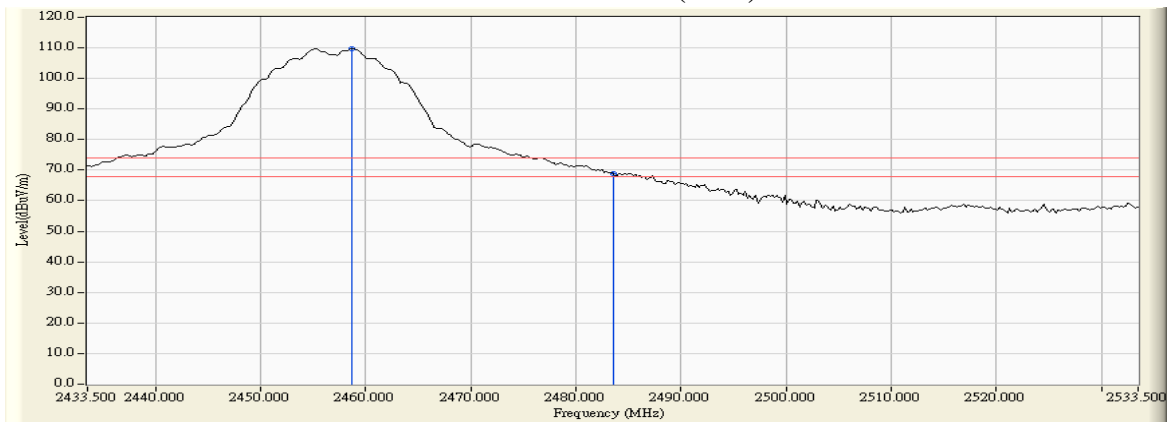


Figure Channel 10: Horizontal (Average)



Note:

1. All readings above 1GHz are performed with peak and/or average measurements as necessary.
2. Peak measurements: RBW = 1MHz, VBW = 3 MHz, Sweep: Auto.
3. Average measurements: RBW = 1MHz, VBW = 10 Hz, Sweep: Auto.
4. “ * ”, means this data is the worst emission level.
5. Measurement Level = Reading Level + Correct Factor.
6. The average measurement was not performed when the peak measured data under the limit of average detection.

Product : Intel® Dual Band Wireless-AC 8260
 Test Item : Band Edge
 Test Site : No.3 OATS
 Test Mode : Mode 1 SISO A: Transmit (802.11b 1Mbps)
 Test Date : 2016/09/23

RF Radiated Measurement (Vertical):

Channel No.	Frequency (MHz)	Correct Factor (dB)	Reading Level (dBuV)	Emission Level (dBuV/m)	Peak Limit (dBuV/m)	Average Limit (dBuV/m)	Result
10 (Peak)	2458.700	31.268	79.368	110.636	--	--	--
10 (Peak)	2483.500	31.435	39.687	71.122	74.00	54.00	Pass
10 (Average)	2457.700	30.142	73.946	105.207	--	--	--
10 (Average)	2483.500	30.303	21.406	52.841	74.00	54.00	Pass

Figure Channel 10: Vertical (Peak)

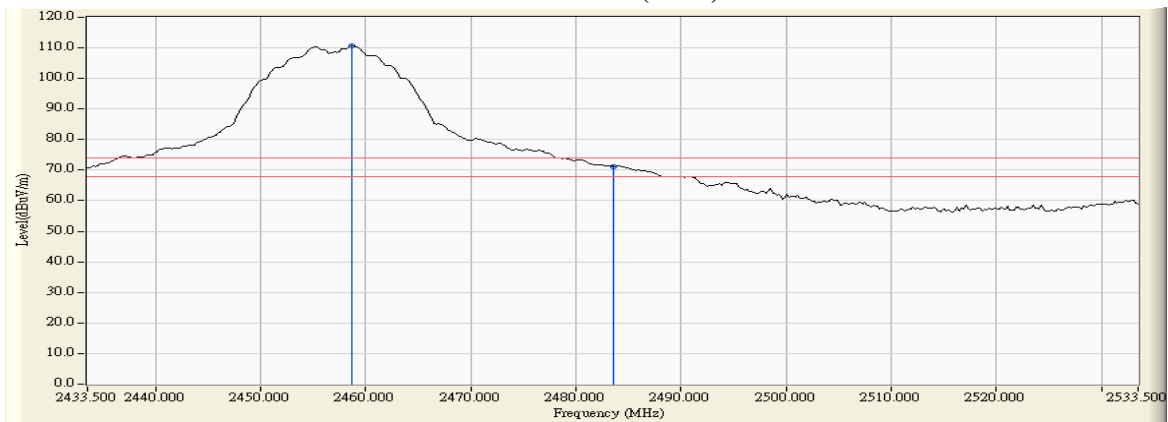
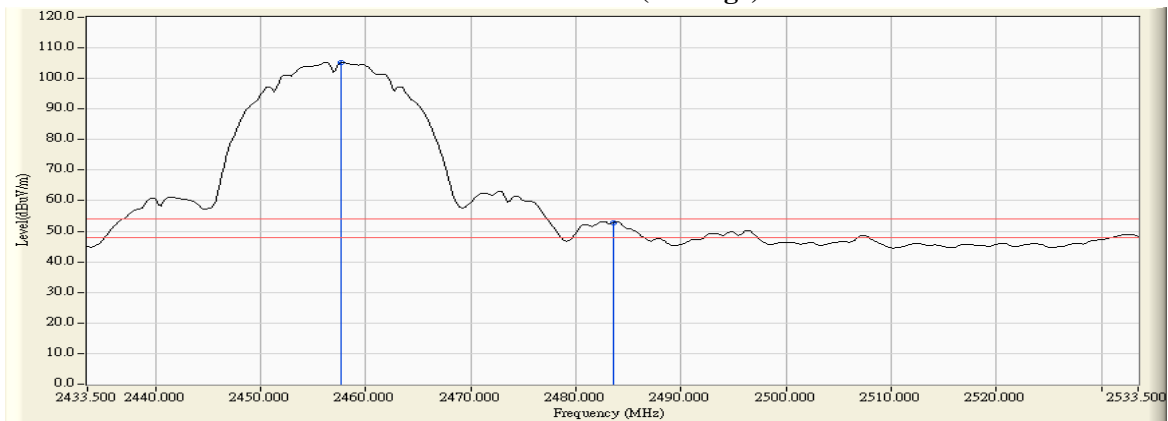


Figure Channel 10: Vertical (Average)



Note:

1. All readings above 1GHz are performed with peak and/or average measurements as necessary.
2. Peak measurements: RBW = 1MHz, VBW = 3 MHz, Sweep: Auto.
3. Average measurements: RBW = 1MHz, VBW = 10 Hz, Sweep: Auto.
4. “ * ”, means this data is the worst emission level.
5. Measurement Level = Reading Level + Correct Factor.
6. The average measurement was not performed when the peak measured data under the limit of average detection.

Product : Intel® Dual Band Wireless-AC 8260
 Test Item : Band Edge
 Test Site : No.3 OATS
 Test Mode : Mode 1 SISO A: Transmit (802.11b 1Mbps)
 Test Date : 2016/09/23

RF Radiated Measurement (Horizontal):

Channel No.	Frequency (MHz)	Correct Factor (dB)	Reading Level (dBuV)	Emission Level (dBuV/m)	Peak Limit (dBuV/m)	Average Limit (dBuV/m)	Result
11 (Peak)	2463.700	32.032	78.154	110.186	--	--	--
11 (Peak)	2483.500	32.182	41.014	73.196	74.00	54.00	Pass
11 (Average)	2461.300	32.014	72.895	104.909	--	--	--
11 (Average)	2483.500	32.182	15.351	47.533	74.00	54.00	Pass
11 (Average)	2488.700	32.222	20.662	52.883	74.00	54.00	Pass

Figure Channel 11: Horizontal (Peak)

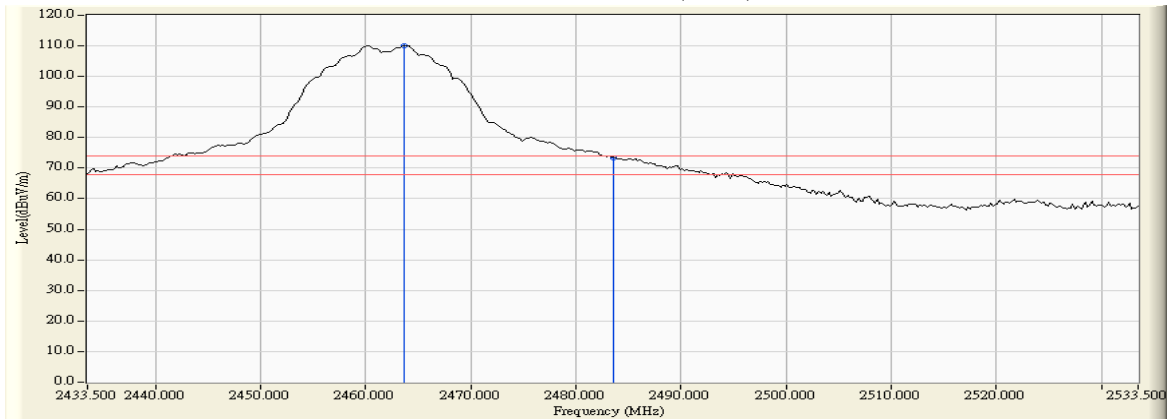
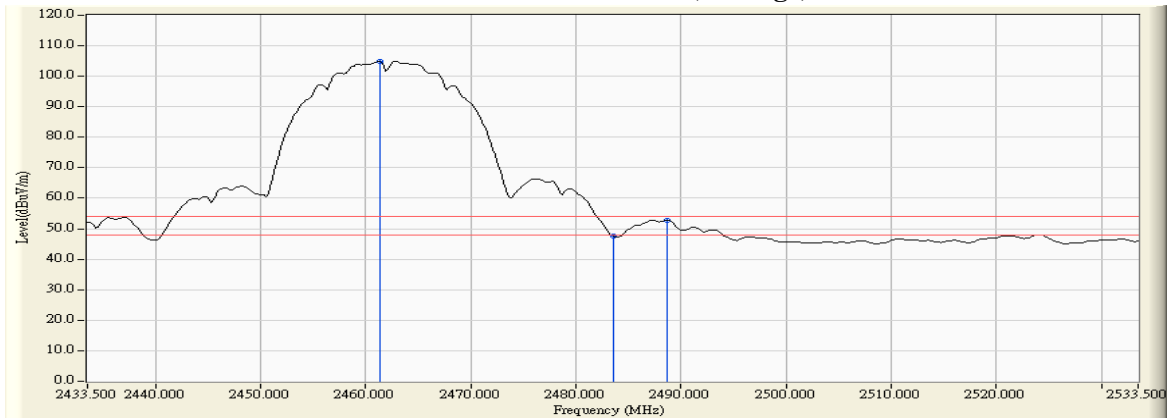


Figure Channel 11: Horizontal (Average)



Note:

1. All readings above 1GHz are performed with peak and/or average measurements as necessary.
2. Peak measurements: RBW = 1MHz, VBW = 3 MHz, Sweep: Auto.
3. Average measurements: RBW = 1MHz, VBW = 10 Hz, Sweep: Auto.
4. “ * ”, means this data is the worst emission level.
5. Measurement Level = Reading Level + Correct Factor.
6. The average measurement was not performed when the peak measured data under the limit of average detection.

Product : Intel® Dual Band Wireless-AC 8260
 Test Item : Band Edge
 Test Site : No.3 OATS
 Test Mode : Mode 1 SISO A: Transmit (802.11b 1Mbps)
 Test Date : 2016/09/23

RF Radiated Measurement (Vertical):

Channel No.	Frequency (MHz)	Correct Factor (dB)	Reading Level (dBuV)	Emission Level (dBuV/m)	Peak Limit (dBuV/m)	Average Limit (dBuV/m)	Result
11 (Peak)	2463.700	31.302	78.154	109.456	--	--	--
11 (Peak)	2483.500	31.435	41.517	72.952	74.00	54.00	Pass
11 (Average)	2461.100	31.285	72.882	104.166	--	--	--
11 (Average)	2483.500	31.435	15.976	47.411	74.00	54.00	Pass
11 (Average)	2488.900	31.472	20.877	52.349	74.00	54.00	Pass

Figure Channel 11: Vertical (Peak)

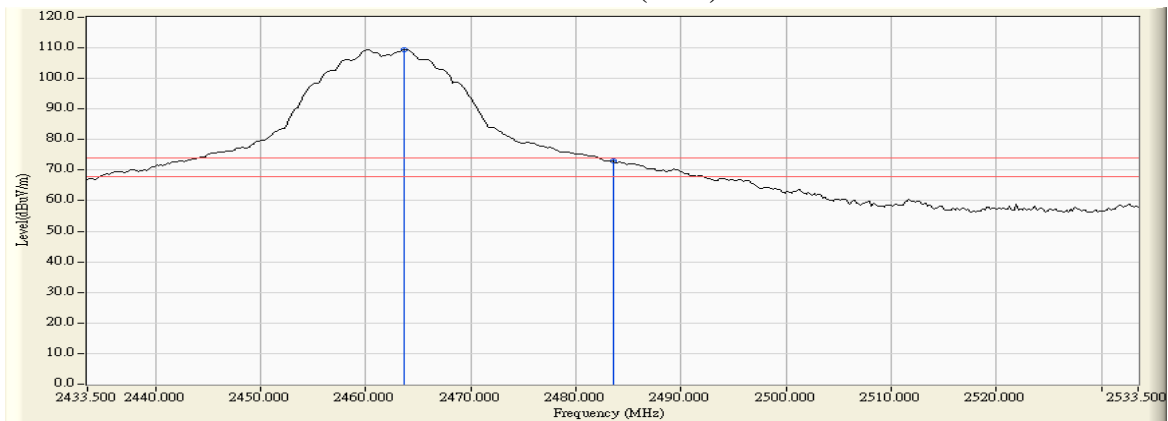
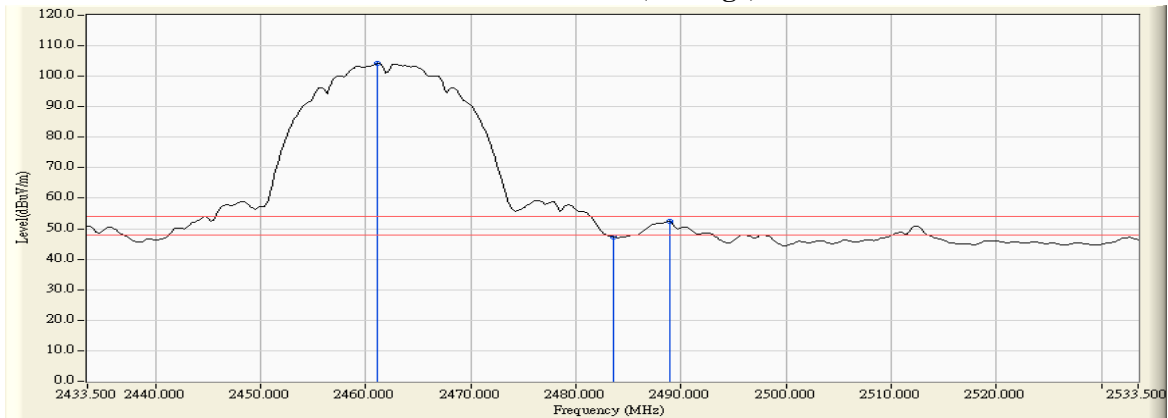


Figure Channel 11: Vertical (Average)



Note:

1. All readings above 1GHz are performed with peak and/or average measurements as necessary.
2. Peak measurements: RBW = 1MHz, VBW = 3 MHz, Sweep: Auto.
3. Average measurements: RBW = 1MHz, VBW = 10 Hz, Sweep: Auto.
4. “ * ”, means this data is the worst emission level.
5. Measurement Level = Reading Level + Correct Factor.
6. The average measurement was not performed when the peak measured data under the limit of average detection.

Product : Intel® Dual Band Wireless-AC 8260
 Test Item : Band Edge
 Test Site : No.3 OATS
 Test Mode : Mode 1 SISO A: Transmit (802.11b 1Mbps)
 Test Date : 2016/09/23

RF Radiated Measurement (Horizontal):

Channel No.	Frequency (MHz)	Correct Factor (dB)	Reading Level (dBuV)	Emission Level (dBuV/m)	Peak Limit (dBuV/m)	Average Limit (dBuV/m)	Result
12 (Peak)	2468.700	32.070	72.922	104.992	--	--	--
12 (Peak)	2483.500	32.182	39.037	71.219	74.00	54.00	Pass
12 (Peak)	2485.100	32.194	38.983	71.177	74.00	54.00	Pass
12 (Average)	2466.300	32.052	67.539	99.591	--	--	--
12 (Average)	2483.500	32.182	20.504	52.686	74.00	54.00	Pass

Figure Channel 12: Horizontal (Peak)

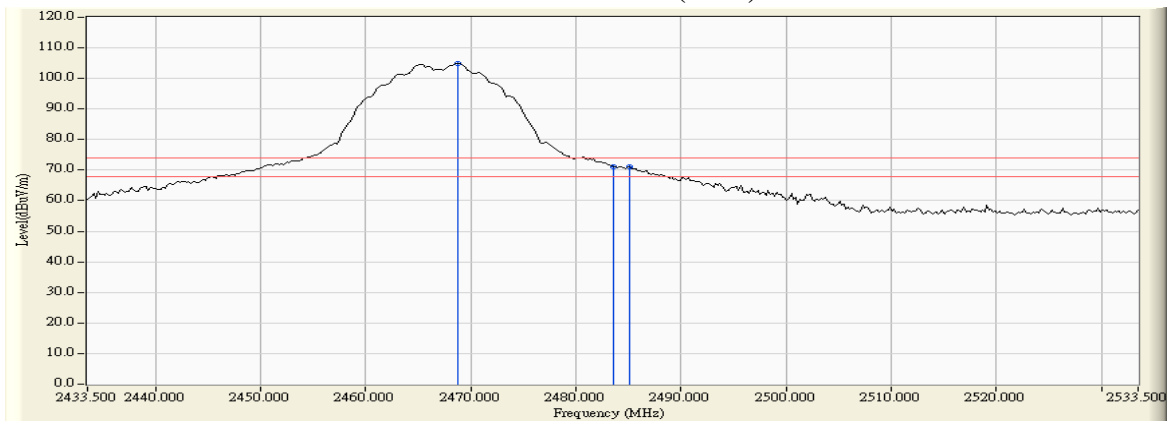
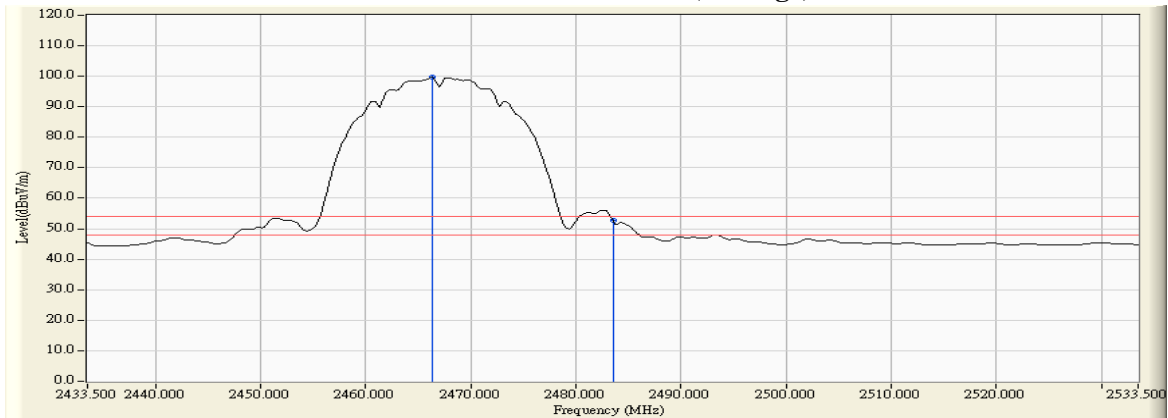


Figure Channel 12: Horizontal (Average)



Note:

1. All readings above 1GHz are performed with peak and/or average measurements as necessary.
2. Peak measurements: RBW = 1MHz, VBW = 3 MHz, Sweep: Auto.
3. Average measurements: RBW = 1MHz, VBW = 10 Hz, Sweep: Auto.
4. “ * ”, means this data is the worst emission level.
5. Measurement Level = Reading Level + Correct Factor.
6. The average measurement was not performed when the peak measured data under the limit of average detection.

Product : Intel® Dual Band Wireless-AC 8260
 Test Item : Band Edge
 Test Site : No.3 OATS
 Test Mode : Mode 1 SISO A: Transmit (802.11b 1Mbps)
 Test Date : 2016/09/23

RF Radiated Measurement (Vertical):

Channel No.	Frequency (MHz)	Correct Factor (dB)	Reading Level (dBuV)	Emission Level (dBuV/m)	Peak Limit (dBuV/m)	Average Limit (dBuV/m)	Result
12 (Peak)	2468.700	31.336	74.831	106.166	--	--	--
12 (Peak)	2483.500	31.435	40.749	72.184	74.00	54.00	Pass
12 (Average)	2466.300	31.319	69.429	100.748	--	--	--
12 (Average)	2483.500	31.435	19.882	51.317	74.00	54.00	Pass
12 (Average)	2484.500	31.442	21.640	53.082	74.00	54.00	Pass

Figure Channel 12: Vertical (Peak)

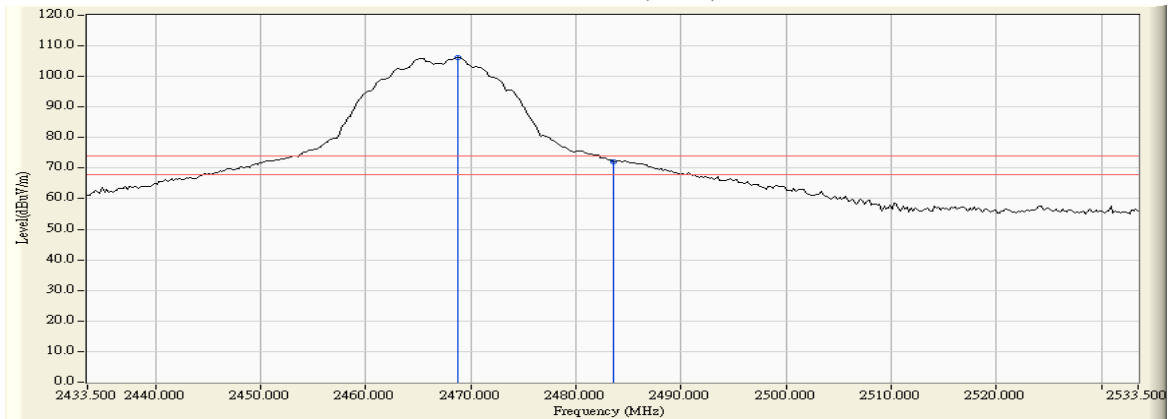
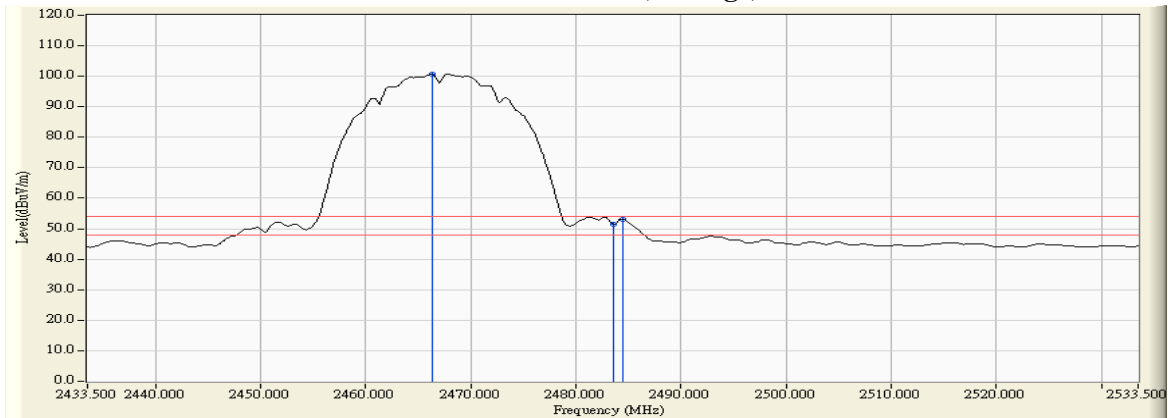


Figure Channel 12: Vertical (Average)



Note:

1. All readings above 1GHz are performed with peak and/or average measurements as necessary.
2. Peak measurements: RBW = 1MHz, VBW = 3 MHz, Sweep: Auto.
3. Average measurements: RBW = 1MHz, VBW = 10 Hz, Sweep: Auto.
4. “ * ”, means this data is the worst emission level.
5. Measurement Level = Reading Level + Correct Factor.
6. The average measurement was not performed when the peak measured data under the limit of average detection.

Product : Intel® Dual Band Wireless-AC 8260
 Test Item : Band Edge
 Test Site : No.3 OATS
 Test Mode : Mode 1 SISO A: Transmit (802.11g 6Mbps)
 Test Date : 2016/09/23

RF Radiated Measurement (Horizontal):

Channel No.	Frequency (MHz)	Correct Factor (dB)	Reading Level (dBuV)	Emission Level (dBuV/m)	Peak Limit (dBuV/m)	Average Limit (dBuV/m)	Result
01 (Peak)	2390.000	31.509	40.286	71.795	74.00	54.00	Pass
01 (Peak)	2400.000	31.561	57.907	89.468	--	--	--
01 (Peak)	2409.200	31.619	78.898	110.517	--	--	--
01 (Average)	2390.000	31.509	21.479	52.988	74.00	54.00	Pass
01 (Average)	2400.000	31.561	39.269	70.830	--	--	--
01 (Average)	2416.000	31.670	68.058	99.727	--	--	--

Figure Channel 01: Horizontal (Peak)

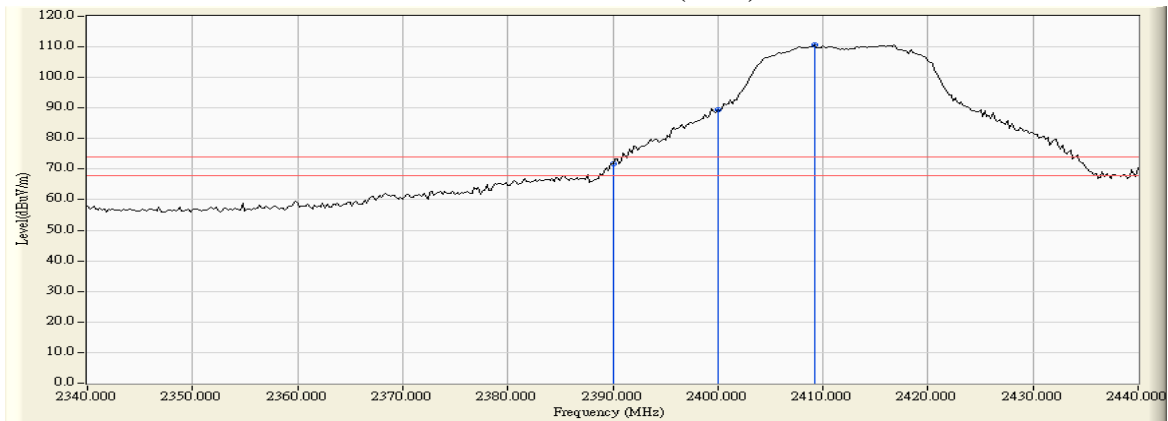
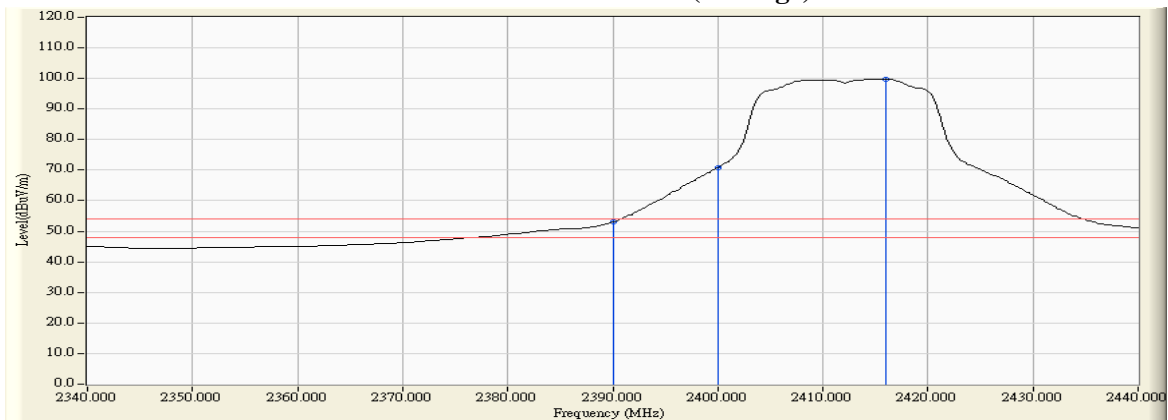


Figure Channel 01: Horizontal (Average)



Note:

1. All readings above 1GHz are performed with peak and/or average measurements as necessary.
2. Peak measurements: RBW = 1MHz, VBW = 3 MHz, Sweep: Auto.
3. Average measurements: RBW = 1MHz, VBW = 10 Hz, Sweep: Auto.
4. “ * ”, means this data is the worst emission level.
5. Measurement Level = Reading Level + Correct Factor.
6. The average measurement was not performed when the peak measured data under the limit of average detection.

Product : Intel® Dual Band Wireless-AC 8260
 Test Item : Band Edge
 Test Site : No.3 OATS
 Test Mode : Mode 1 SISO A: Transmit (802.11g 6Mbps)
 Test Date : 2016/09/23

RF Radiated Measurement (Vertical):

Channel No.	Frequency (MHz)	Correct Factor (dB)	Reading Level (dBuV)	Emission Level (dBuV/m)	Peak Limit (dBuV/m)	Average Limit (dBuV/m)	Result
01 (Peak)	2390.000	30.915	40.544	71.459	74.00	54.00	Pass
01 (Peak)	2400.000	30.912	59.802	90.714	--	--	--
01 (Peak)	2415.600	30.973	80.811	111.785	--	--	--
01 (Average)	2390.000	30.915	21.517	52.432	74.00	54.00	Pass
01 (Average)	2400.000	30.912	39.952	70.864	--	--	--
01 (Average)	2415.600	30.973	69.958	100.932	--	--	--

Figure Channel 01: Vertical (Peak)

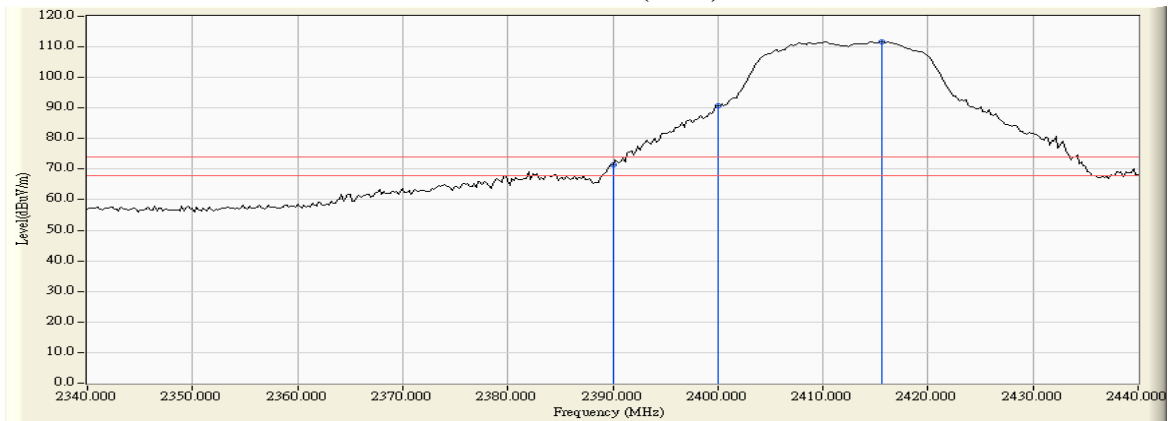
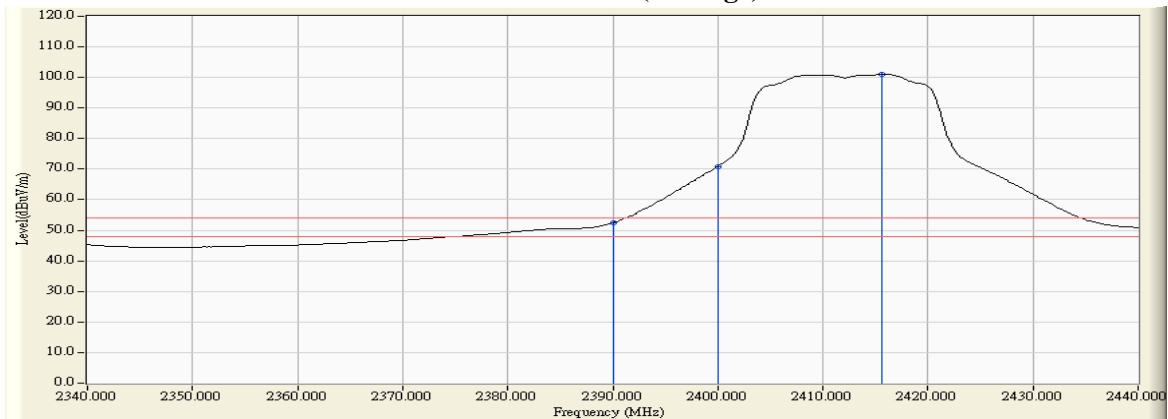


Figure Channel 01: Vertical (Average)



Note:

1. All readings above 1GHz are performed with peak and/or average measurements as necessary.
2. Peak measurements: RBW = 1MHz, VBW = 3 MHz, Sweep: Auto.
3. Average measurements: RBW = 1MHz, VBW = 10 Hz, Sweep: Auto.
4. “ * ”, means this data is the worst emission level.
5. Measurement Level = Reading Level + Correct Factor.
6. The average measurement was not performed when the peak measured data under the limit of average detection.

Product : Intel® Dual Band Wireless-AC 8260
 Test Item : Band Edge
 Test Site : No.3 OATS
 Test Mode : Mode 1 SISO A: Transmit (802.11g 6Mbps)
 Test Date : 2016/09/23

RF Radiated Measurement (Horizontal):

Channel No.	Frequency (MHz)	Correct Factor (dB)	Reading Level (dBuV)	Emission Level (dBuV/m)	Peak Limit (dBuV/m)	Average Limit (dBuV/m)	Result
02 (Peak)	2389.000	31.505	39.013	70.518	74.00	54.00	Pass
02 (Peak)	2390.000	31.509	38.380	69.889	74.00	54.00	Pass
02 (Peak)	2400.000	31.561	50.990	82.551	--	--	--
02 (Peak)	2420.600	31.704	79.986	111.690	--	--	--
02 (Average)	2390.000	31.509	21.665	53.174	74.00	54.00	Pass
02 (Average)	2400.000	31.561	32.683	64.244	--	--	--
02 (Average)	2419.800	31.698	69.267	100.965	--	--	--

Figure Channel 02: Horizontal (Peak)

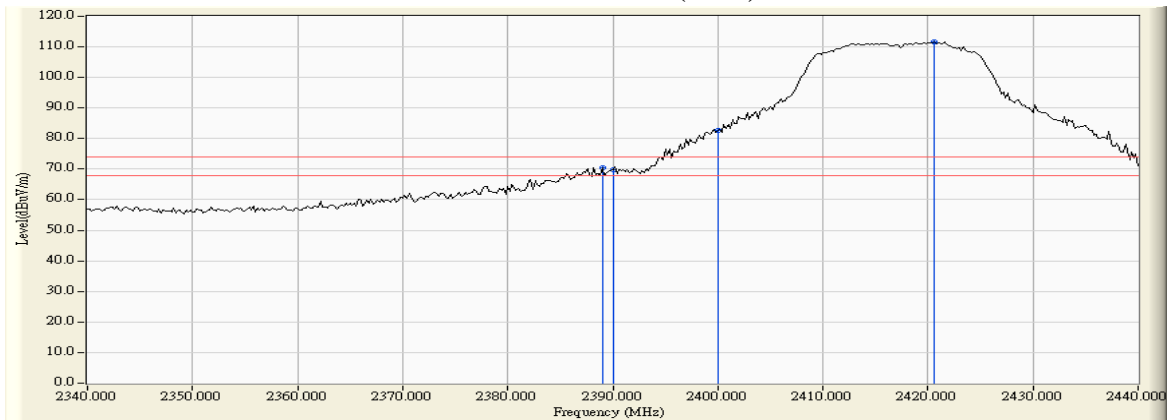
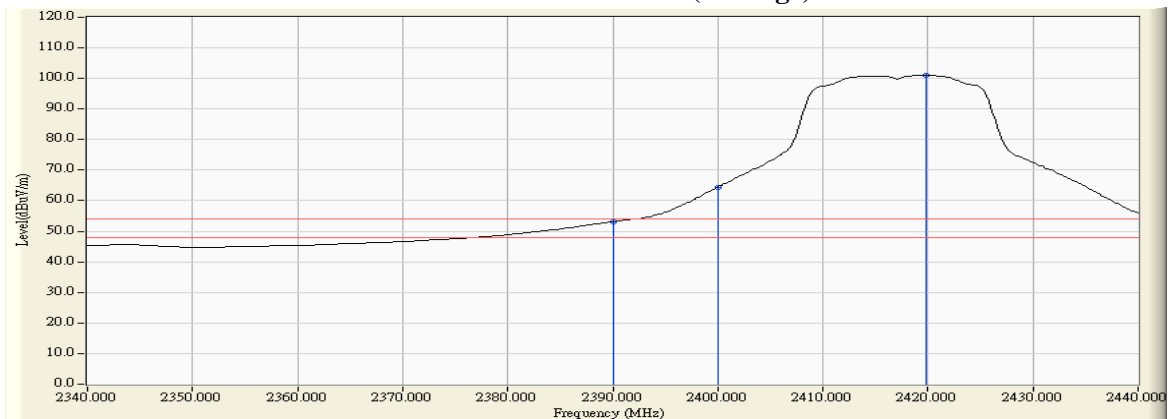


Figure Channel 02: Horizontal (Average)



Note:

1. All readings above 1GHz are performed with peak and/or average measurements as necessary.
2. Peak measurements: RBW = 1MHz, VBW = 3 MHz, Sweep: Auto.
3. Average measurements: RBW = 1MHz, VBW = 10 Hz, Sweep: Auto.
4. “ * ”, means this data is the worst emission level.
5. Measurement Level = Reading Level + Correct Factor.
6. The average measurement was not performed when the peak measured data under the limit of average detection.

Product : Intel® Dual Band Wireless-AC 8260
 Test Item : Band Edge
 Test Site : No.3 OATS
 Test Mode : Mode 1 SISO A: Transmit (802.11g 6Mbps)
 Test Date : 2016/09/23

RF Radiated Measurement (Vertical):

Channel No.	Frequency (MHz)	Correct Factor (dB)	Reading Level (dBuV)	Emission Level (dBuV/m)	Peak Limit (dBuV/m)	Average Limit (dBuV/m)	Result
02 (Peak)	2388.800	30.921	39.504	70.425	74.00	54.00	Pass
02 (Peak)	2390.000	30.915	37.194	68.109	74.00	54.00	Pass
02 (Peak)	2400.000	30.912	51.887	82.799	--	--	--
02 (Peak)	2419.600	31.002	81.453	112.454	--	--	--
02 (Average)	2390.000	30.915	21.967	52.882	74.00	54.00	Pass
02 (Average)	2400.000	30.912	33.351	64.263	--	--	--
02 (Average)	2420.400	31.006	70.682	101.688	--	--	--

Figure Channel 02: Vertical (Peak)

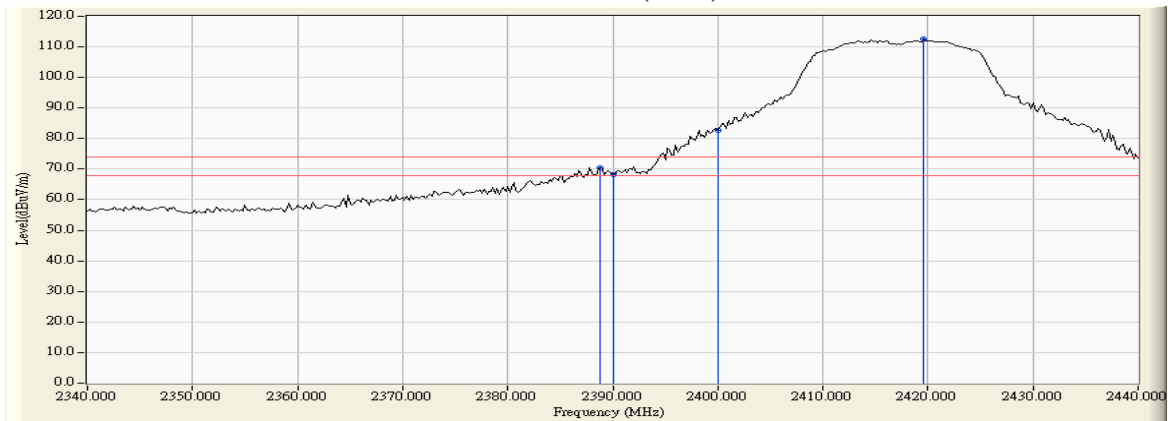
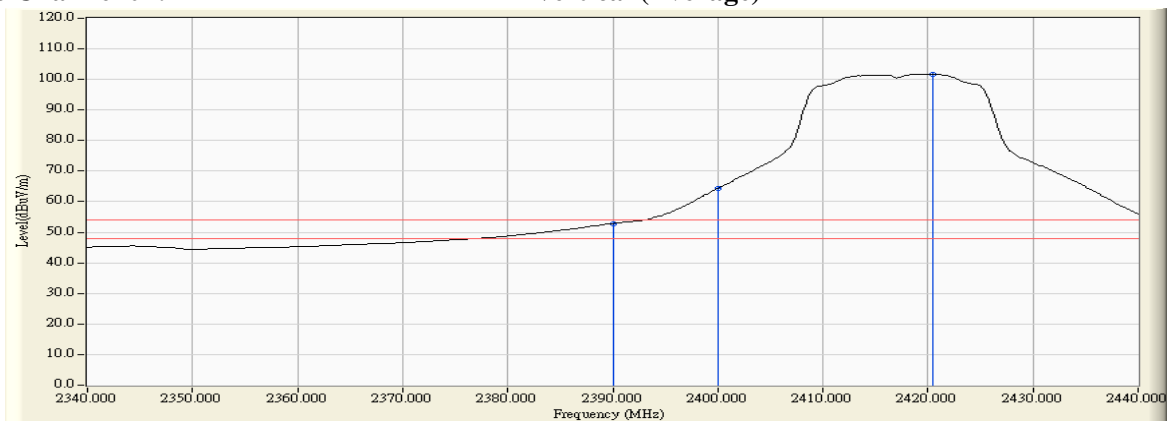


Figure Channel 02: Vertical (Average)



Note:

1. All readings above 1GHz are performed with peak and/or average measurements as necessary.
2. Peak measurements: RBW = 1MHz, VBW = 3 MHz, Sweep: Auto.
3. Average measurements: RBW = 1MHz, VBW = 10 Hz, Sweep: Auto.
4. “ * ”, means this data is the worst emission level.
5. Measurement Level = Reading Level + Correct Factor.
6. The average measurement was not performed when the peak measured data under the limit of average detection.

Product : Intel® Dual Band Wireless-AC 8260
 Test Item : Band Edge
 Test Site : No.3 OATS
 Test Mode : Mode 1 SISO A: Transmit (802.11g 6Mbps)
 Test Date : 2016/09/23

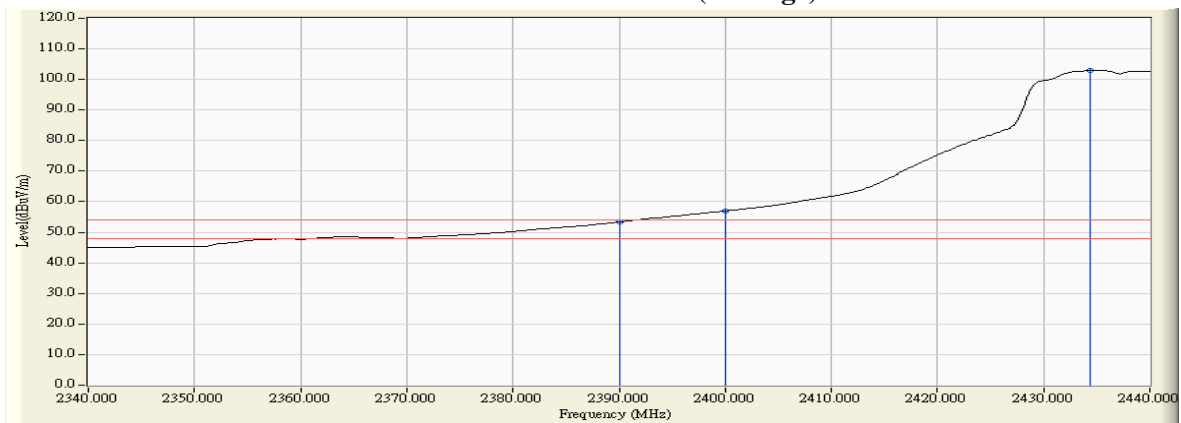
RF Radiated Measurement (Horizontal):

Channel No.	Frequency (MHz)	Correct Factor (dB)	Reading Level (dBuV)	Emission Level (dBuV/m)	Peak Limit (dBuV/m)	Average Limit (dBuV/m)	Result
06 (Peak)	2390.000	31.509	38.665	70.174	74.00	54.00	Pass
06 (Peak)	2400.000	31.561	40.084	71.645	--	--	--
06 (Peak)	2434.600	31.811	82.030	113.841	--	--	--
06 (Average)	2390.000	31.509	21.870	53.379	74.00	54.00	Pass
06 (Average)	2400.000	31.561	25.436	56.997	--	--	--
06 (Average)	2434.400	31.809	71.049	102.859	--	--	--

Figure Channel 06: Horizontal (Peak)



Figure Channel 06: Horizontal (Average)



Note:

1. All readings above 1GHz are performed with peak and/or average measurements as necessary.
2. Peak measurements: RBW = 1MHz, VBW = 3 MHz, Sweep: Auto.
3. Average measurements: RBW = 1MHz, VBW = 10 Hz, Sweep: Auto.
4. “ * ”, means this data is the worst emission level.
5. Measurement Level = Reading Level + Correct Factor.
6. The average measurement was not performed when the peak measured data under the limit of average detection.

Product : Intel® Dual Band Wireless-AC 8260
 Test Item : Band Edge
 Test Site : No.3 OATS
 Test Mode : Mode 1 SISO A: Transmit (802.11g 6Mbps)
 Test Date : 2016/09/23

RF Radiated Measurement (Vertical):

Channel No.	Frequency (MHz)	Correct Factor (dB)	Reading Level (dBuV)	Emission Level (dBuV/m)	Peak Limit (dBuV/m)	Average Limit (dBuV/m)	Result
06 (Peak)	2388.200	30.924	39.288	70.212	74.00	54.00	Pass
06 (Peak)	2390.000	30.915	38.035	68.950	74.00	54.00	Pass
06 (Peak)	2400.000	30.912	41.975	72.887	--	--	--
06 (Peak)	2433.000	31.092	84.426	115.518	--	--	--
06 (Average)	2390.000	30.915	22.540	53.455	74.00	54.00	Pass
06 (Average)	2400.000	30.912	26.714	57.626	--	--	--
06 (Average)	2435.200	31.107	73.355	104.462	--	--	--

Figure Channel 06: Vertical (Peak)

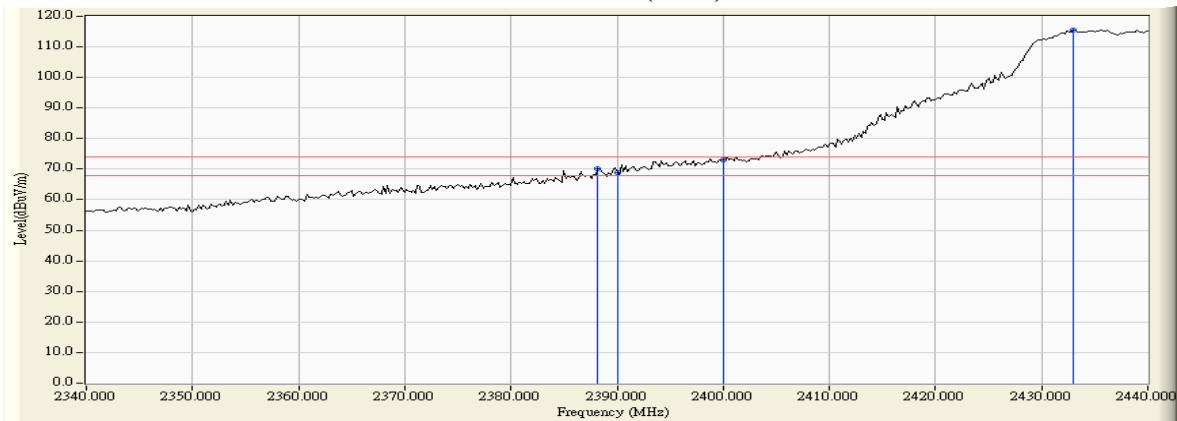
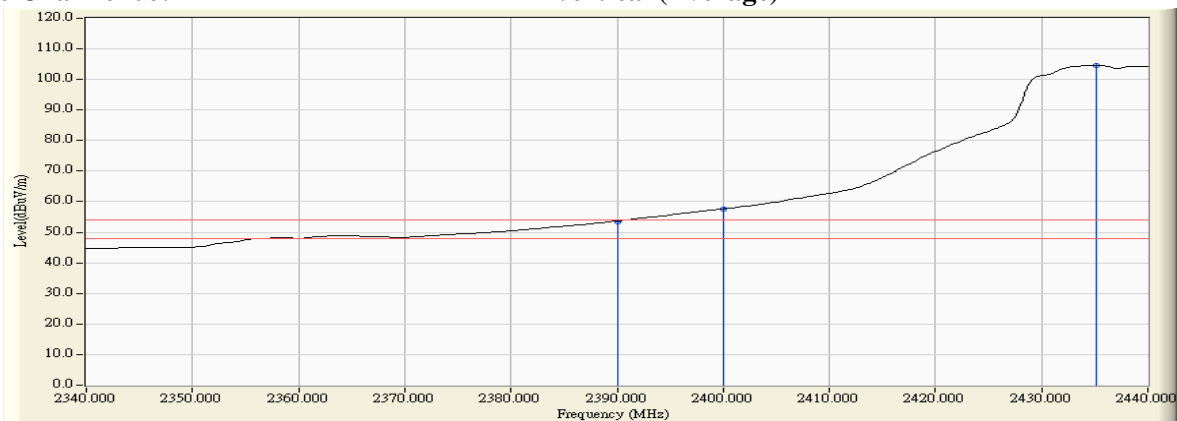


Figure Channel 06: Vertical (Average)



Note:

1. All readings above 1GHz are performed with peak and/or average measurements as necessary.
2. Peak measurements: RBW = 1MHz, VBW = 3 MHz, Sweep: Auto.
3. Average measurements: RBW = 1MHz, VBW = 10 Hz, Sweep: Auto.
4. “ * ”, means this data is the worst emission level.
5. Measurement Level = Reading Level + Correct Factor.
6. The average measurement was not performed when the peak measured data under the limit of average detection.

Product : Intel® Dual Band Wireless-AC 8260
 Test Item : Band Edge
 Test Site : No.3 OATS
 Test Mode : Mode 1 SISO A: Transmit (802.11g 6Mbps)
 Test Date : 2016/09/23

RF Radiated Measurement (Horizontal):

Channel No.	Frequency (MHz)	Correct Factor (dB)	Reading Level (dBuV)	Emission Level (dBuV/m)	Peak Limit (dBuV/m)	Average Limit (dBuV/m)	Result
06 (Peak)	2434.900	31.814	82.080	113.893	--	--	--
06 (Peak)	2483.500	32.182	34.000	66.182	74.00	54.00	Pass
06 (Peak)	2483.900	32.185	35.748	67.933	74.00	54.00	Pass
06 (Average)	2434.100	31.807	71.049	102.856	--	--	--
06 (Average)	2483.500	32.182	19.775	51.957	74.00	54.00	Pass

Figure Channel 06: Horizontal (Peak)

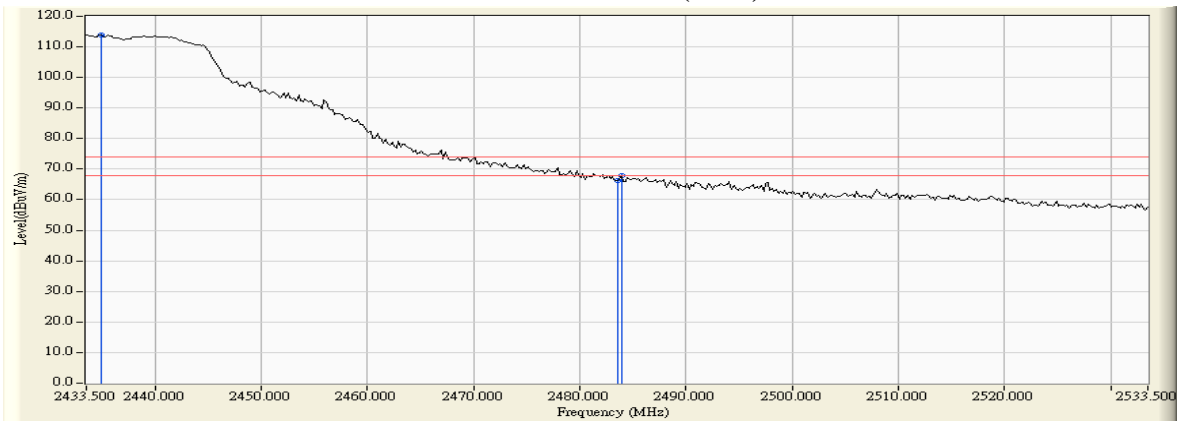
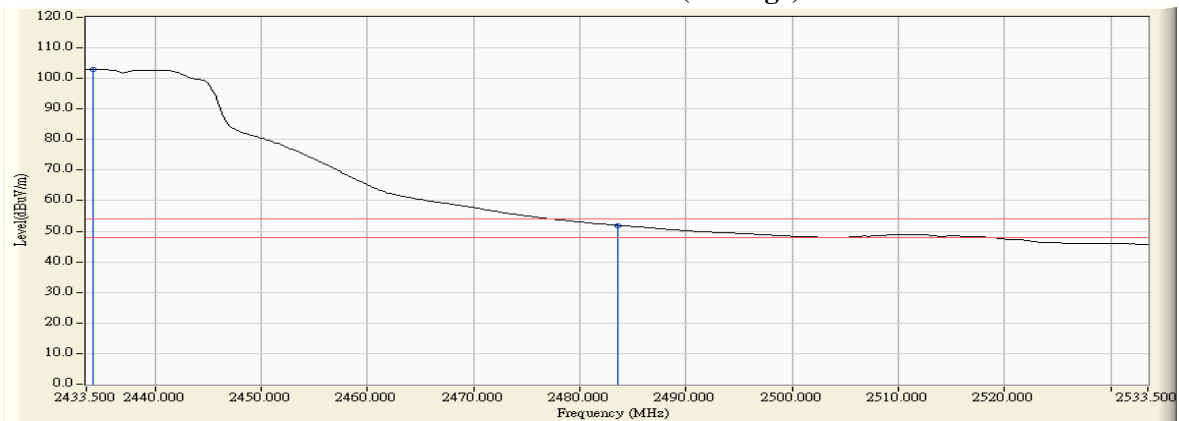


Figure Channel 06: Horizontal (Average)



Note:

1. All readings above 1GHz are performed with peak and/or average measurements as necessary.
2. Peak measurements: RBW = 1MHz, VBW = 3 MHz, Sweep: Auto.
3. Average measurements: RBW = 1MHz, VBW = 10 Hz, Sweep: Auto.
4. “ * ”, means this data is the worst emission level.
5. Measurement Level = Reading Level + Correct Factor.
6. The average measurement was not performed when the peak measured data under the limit of average detection.

Product : Intel® Dual Band Wireless-AC 8260
 Test Item : Band Edge
 Test Site : No.3 OATS
 Test Mode : Mode 1 SISO A: Transmit (802.11g 6Mbps)
 Test Date : 2016/09/23

RF Radiated Measurement (Vertical):

Channel No.	Frequency (MHz)	Correct Factor (dB)	Reading Level (dBuV)	Emission Level (dBuV/m)	Peak Limit (dBuV/m)	Average Limit (dBuV/m)	Result
06 (Peak)	2439.900	31.138	84.204	115.343	--	--	--
06 (Peak)	2483.500	31.435	37.006	68.441	74.00	54.00	Pass
06 (Peak)	2484.900	31.445	39.057	70.502	74.00	54.00	Pass
06 (Average)	2434.500	31.102	73.281	104.383	--	--	--
06 (Average)	2483.500	31.435	21.951	53.386	74.00	54.00	Pass

Figure Channel 06: Vertical (Peak)

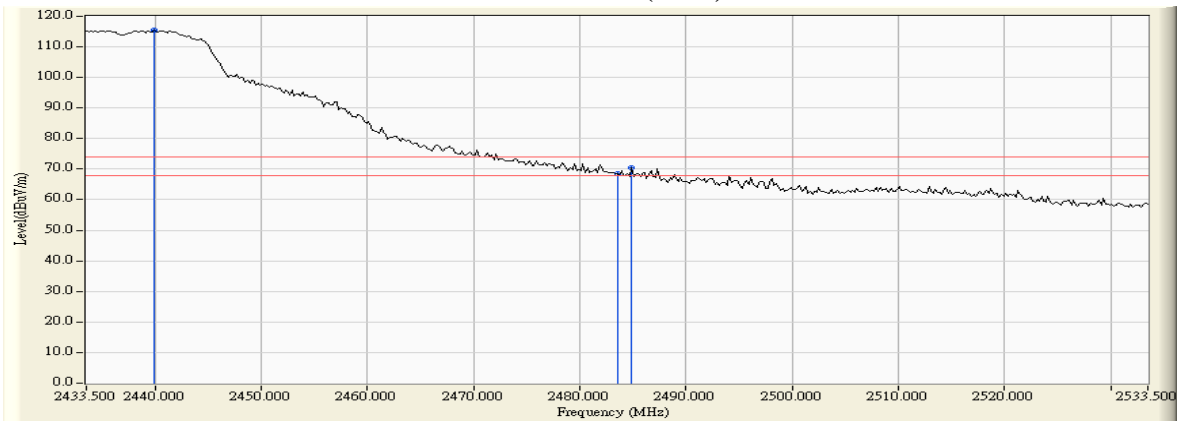
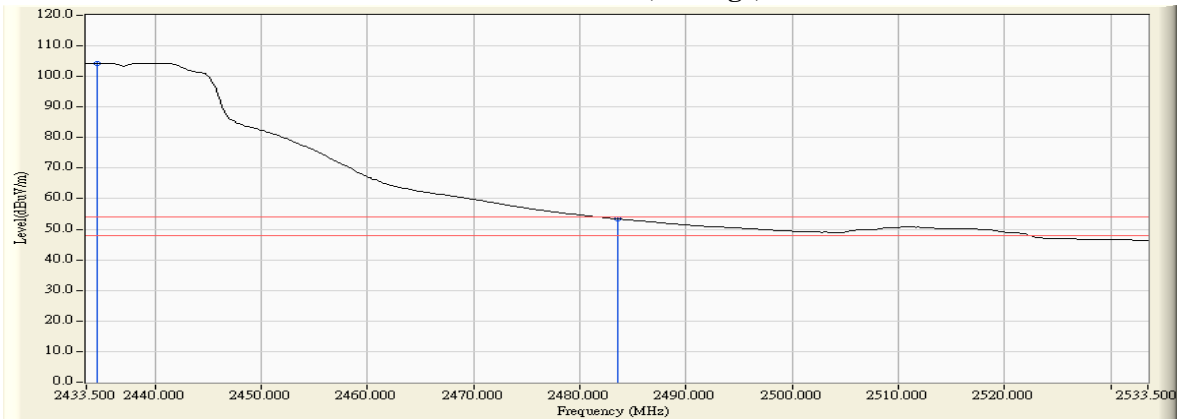


Figure Channel 06: Vertical (Average)



Note:

1. All readings above 1GHz are performed with peak and/or average measurements as necessary.
2. Peak measurements: RBW = 1MHz, VBW = 3 MHz, Sweep: Auto.
3. Average measurements: RBW = 1MHz, VBW = 10 Hz, Sweep: Auto.
4. “ * ”, means this data is the worst emission level.
5. Measurement Level = Reading Level + Correct Factor.
6. The average measurement was not performed when the peak measured data under the limit of average detection.

Product : Intel® Dual Band Wireless-AC 8260
 Test Item : Band Edge
 Test Site : No.3 OATS
 Test Mode : Mode 1 SISO A: Transmit (802.11g 6Mbps)
 Test Date : 2016/09/23

RF Radiated Measurement (Horizontal):

Channel No.	Frequency (MHz)	Correct Factor (dB)	Reading Level (dBuV)	Emission Level (dBuV/m)	Peak Limit (dBuV/m)	Average Limit (dBuV/m)	Result
10 (Peak)	2453.700	31.957	79.560	111.517	--	--	--
10 (Peak)	2483.500	32.182	37.994	70.176	74.00	54.00	Pass
10 (Peak)	2484.900	32.193	39.211	71.404	74.00	54.00	Pass
10 (Average)	2460.100	32.005	68.544	100.549	--	--	--
10 (Average)	2483.500	32.182	21.273	53.455	74.00	54.00	Pass

Figure Channel 10: Horizontal (Peak)

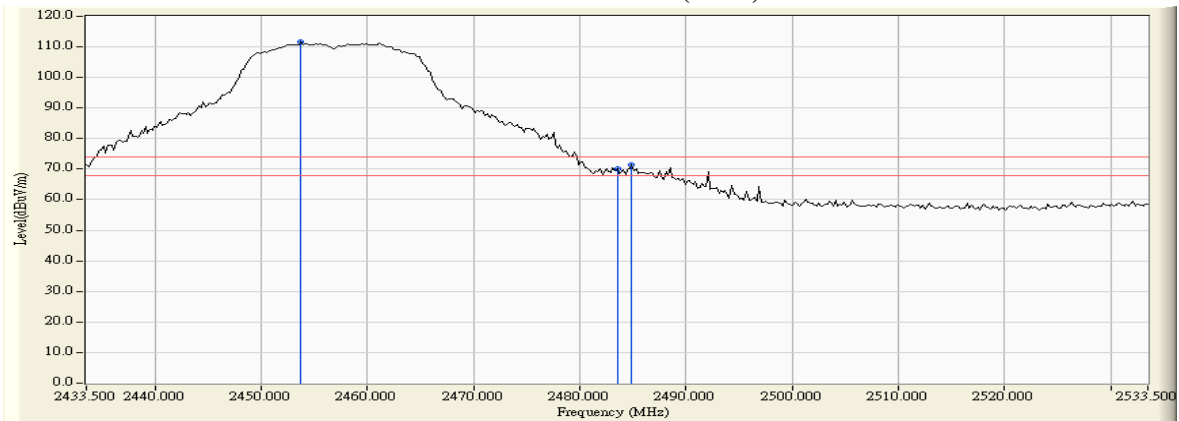
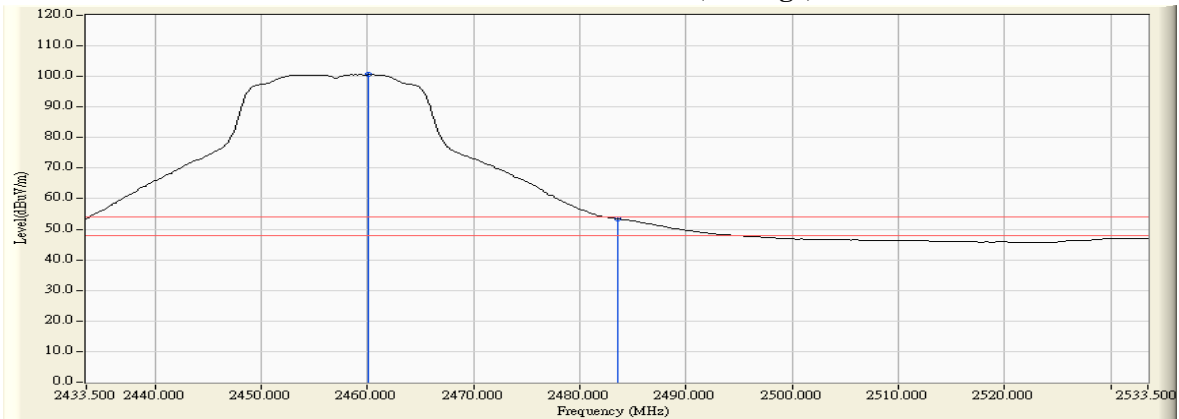


Figure Channel 10: Horizontal (Average)



Note:

1. All readings above 1GHz are performed with peak and/or average measurements as necessary.
2. Peak measurements: RBW = 1MHz, VBW = 3 MHz, Sweep: Auto.
3. Average measurements: RBW = 1MHz, VBW = 10 Hz, Sweep: Auto.
4. “ * ”, means this data is the worst emission level.
5. Measurement Level = Reading Level + Correct Factor.
6. The average measurement was not performed when the peak measured data under the limit of average detection.

Product : Intel® Dual Band Wireless-AC 8260
 Test Item : Band Edge
 Test Site : No.3 OATS
 Test Mode : Mode 1 SISO A: Transmit (802.11g 6Mbps)
 Test Date : 2016/09/23

RF Radiated Measurement (Vertical):

Channel No.	Frequency (MHz)	Correct Factor (dB)	Reading Level (dBuV)	Emission Level (dBuV/m)	Peak Limit (dBuV/m)	Average Limit (dBuV/m)	Result
10 (Peak)	2460.700	31.281	81.069	112.350	--	--	--
10 (Peak)	2483.500	31.435	39.580	71.015	74.00	54.00	Pass
10 (Peak)	2485.700	31.450	41.156	72.606	74.00	54.00	Pass
10 (Average)	2460.300	31.278	70.326	101.605	--	--	--
10 (Average)	2483.500	31.435	22.026	53.461	74.00	54.00	Pass

Figure Channel 10: Vertical (Peak)

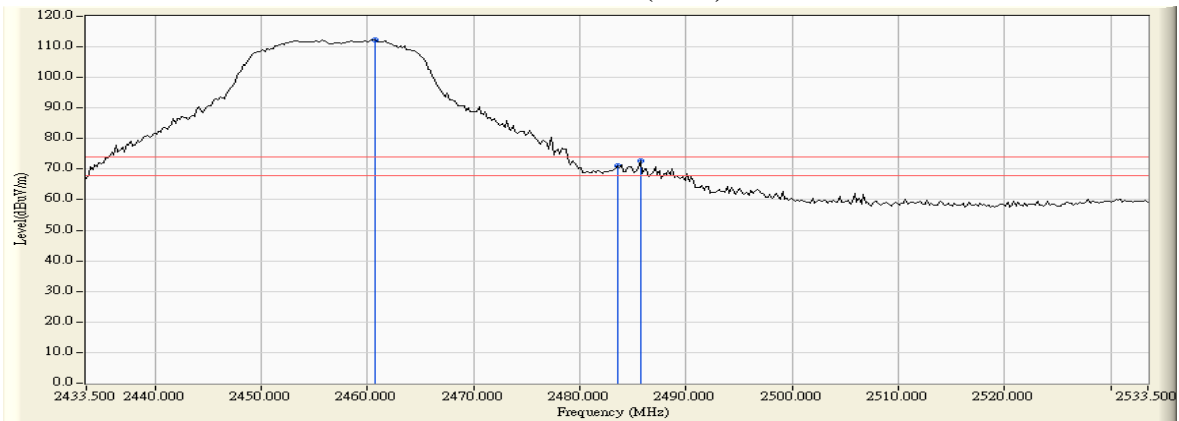
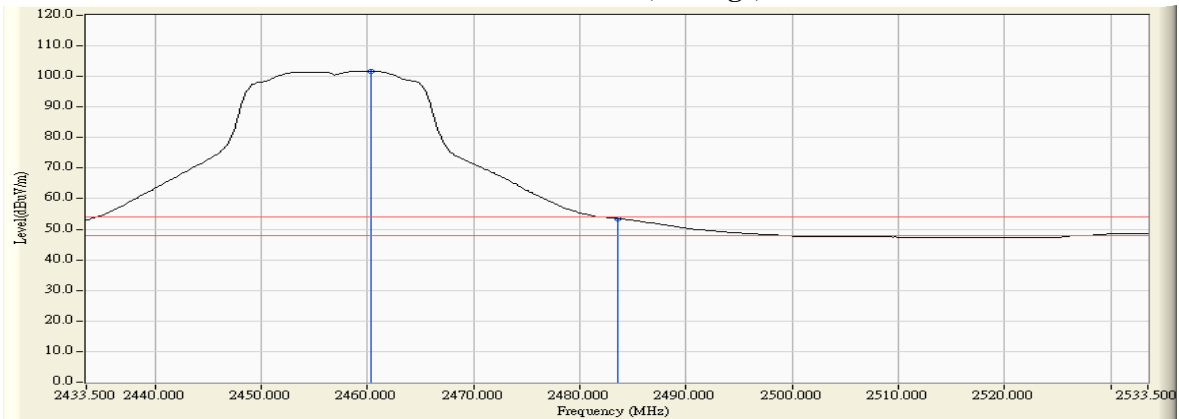


Figure Channel 10: Vertical (Average)



Note:

1. All readings above 1GHz are performed with peak and/or average measurements as necessary.
2. Peak measurements: RBW = 1MHz, VBW = 3 MHz, Sweep: Auto.
3. Average measurements: RBW = 1MHz, VBW = 10 Hz, Sweep: Auto.
4. “ * ”, means this data is the worst emission level.
5. Measurement Level = Reading Level + Correct Factor.
6. The average measurement was not performed when the peak measured data under the limit of average detection.

Product : Intel® Dual Band Wireless-AC 8260
 Test Item : Band Edge
 Test Site : No.3 OATS
 Test Mode : Mode 1 SISO A: Transmit (802.11g 6Mbps)
 Test Date : 2016/09/23

RF Radiated Measurement (Horizontal):

Channel No.	Frequency (MHz)	Correct Factor (dB)	Reading Level (dBuV)	Emission Level (dBuV/m)	Peak Limit (dBuV/m)	Average Limit (dBuV/m)	Result
11 (Peak)	2459.300	31.999	77.639	109.638	--	--	--
11 (Peak)	2483.500	32.182	34.224	66.406	74.00	54.00	Pass
11 (Average)	2458.700	31.994	66.707	98.701	--	--	--
11 (Average)	2483.500	32.182	18.001	50.183	74.00	54.00	Pass

Figure Channel 11: Horizontal (Peak)

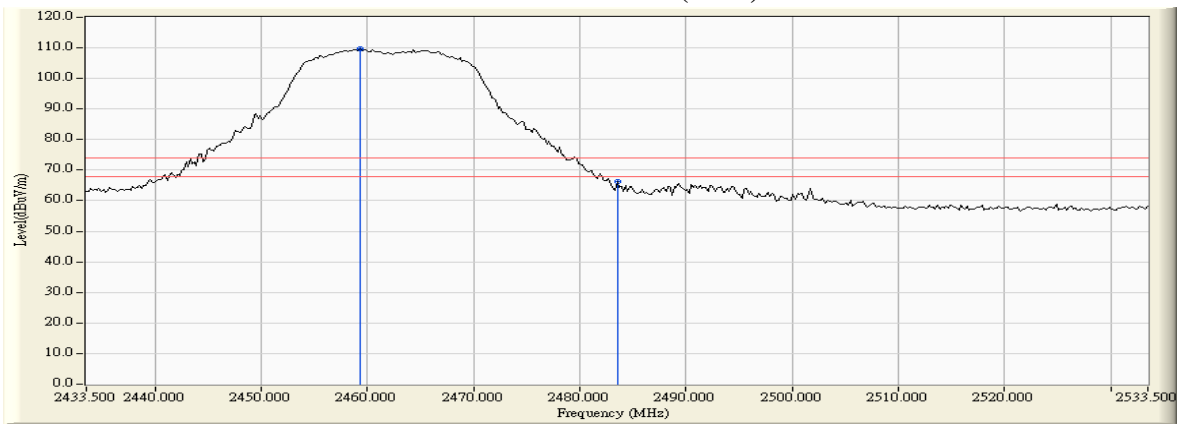
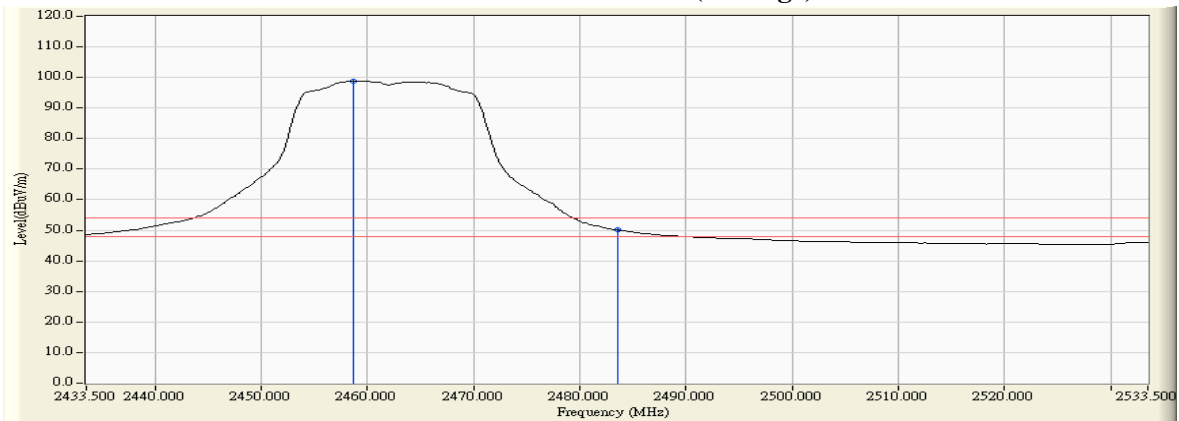


Figure Channel 11: Horizontal (Average)



Note:

1. All readings above 1GHz are performed with peak and/or average measurements as necessary.
2. Peak measurements: RBW = 1MHz, VBW = 3 MHz, Sweep: Auto.
3. Average measurements: RBW = 1MHz, VBW = 10 Hz, Sweep: Auto.
4. “ * ”, means this data is the worst emission level.
5. Measurement Level = Reading Level + Correct Factor.
6. The average measurement was not performed when the peak measured data under the limit of average detection.

Product : Intel® Dual Band Wireless-AC 8260
 Test Item : Band Edge
 Test Site : No.3 OATS
 Test Mode : Mode 1 SISO A: Transmit (802.11g 6Mbps)
 Test Date : 2016/09/23

RF Radiated Measurement (Vertical):

Channel No.	Frequency (MHz)	Correct Factor (dB)	Reading Level (dBuV)	Emission Level (dBuV/m)	Peak Limit (dBuV/m)	Average Limit (dBuV/m)	Result
11 (Peak)	2465.700	31.315	81.612	112.927	--	--	--
11 (Peak)	2483.500	31.435	37.772	69.207	74.00	54.00	Pass
11 (Average)	2463.700	31.302	70.492	101.794	--	--	--
11 (Average)	2483.500	31.435	21.557	52.992	74.00	54.00	Pass

Figure Channel 11: Vertical (Peak)

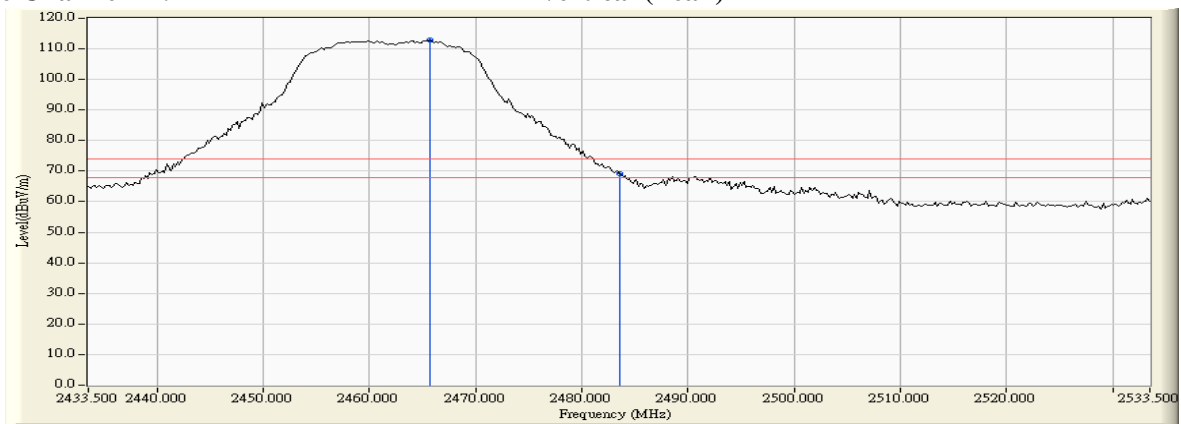
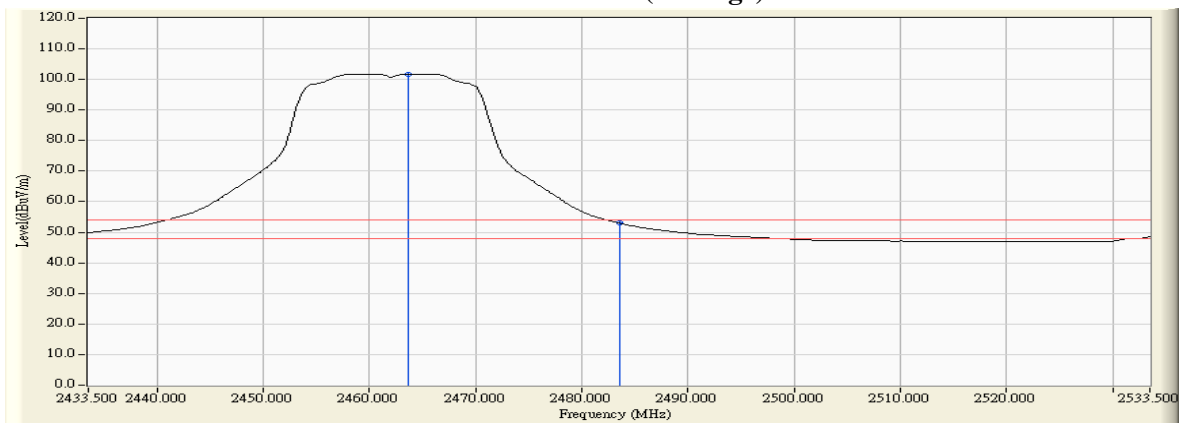


Figure Channel 11: Vertical (Average)



Note:

1. All readings above 1GHz are performed with peak and/or average measurements as necessary.
2. Peak measurements: RBW = 1MHz, VBW = 3 MHz, Sweep: Auto.
3. Average measurements: RBW = 1MHz, VBW = 10 Hz, Sweep: Auto.
4. “ * ”, means this data is the worst emission level.
5. Measurement Level = Reading Level + Correct Factor.
6. The average measurement was not performed when the peak measured data under the limit of average detection.

Product : Intel® Dual Band Wireless-AC 8260
 Test Item : Band Edge
 Test Site : No.3 OATS
 Test Mode : Mode 1 SISO A: Transmit (802.11g 6Mbps)
 Test Date : 2016/09/23

RF Radiated Measurement (Horizontal):

Channel No.	Frequency (MHz)	Correct Factor (dB)	Reading Level (dBuV)	Emission Level (dBuV/m)	Peak Limit (dBuV/m)	Average Limit (dBuV/m)	Result
12 (Peak)	2470.900	32.087	74.082	106.169	--	--	--
12 (Peak)	2483.500	32.182	38.042	70.224	74.00	54.00	Pass
12 (Peak)	2483.900	32.185	38.865	71.050	74.00	54.00	Pass
12 (Average)	2470.500	32.084	63.084	95.168	--	--	--
12 (Average)	2483.500	32.182	20.760	52.942	74.00	54.00	Pass

Figure Channel 12: Horizontal (Peak)

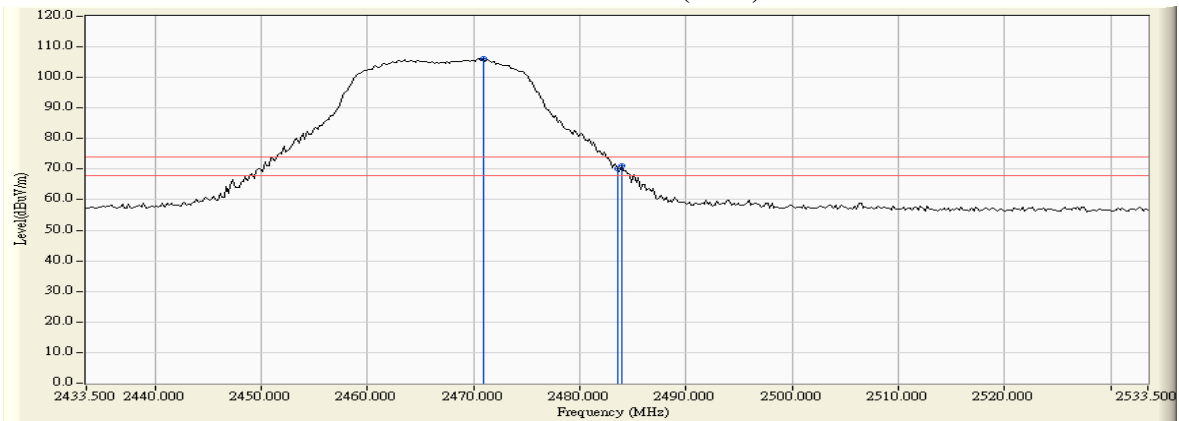
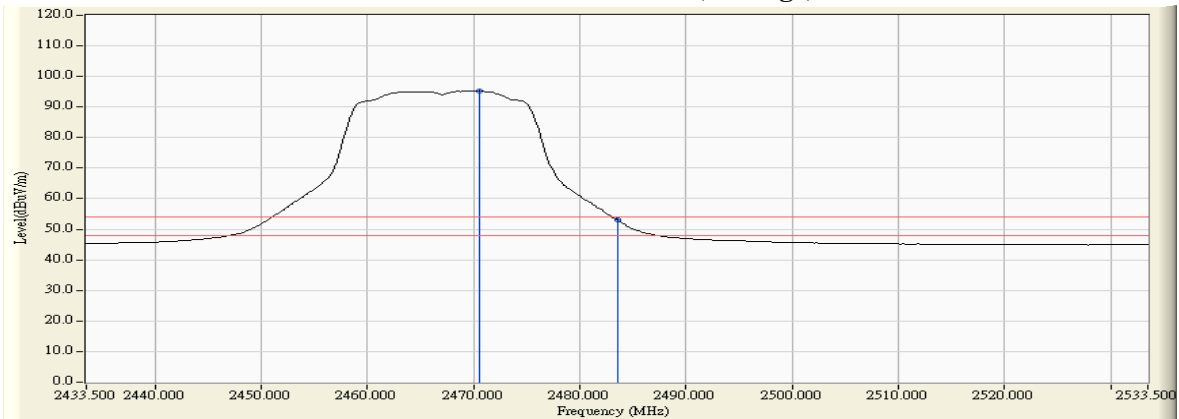


Figure Channel 12: Horizontal (Average)



Note:

1. All readings above 1GHz are performed with peak and/or average measurements as necessary.
2. Peak measurements: RBW = 1MHz, VBW = 3 MHz, Sweep: Auto.
3. Average measurements: RBW = 1MHz, VBW = 10 Hz, Sweep: Auto.
4. “ * ”, means this data is the worst emission level.
5. Measurement Level = Reading Level + Correct Factor.
6. The average measurement was not performed when the peak measured data under the limit of average detection.

Product : Intel® Dual Band Wireless-AC 8260
 Test Item : Band Edge
 Test Site : No.3 OATS
 Test Mode : Mode 1 SISO A: Transmit (802.11g 6Mbps)
 Test Date : 2016/09/23

RF Radiated Measurement (Vertical):

Channel No.	Frequency (MHz)	Correct Factor (dB)	Reading Level (dBuV)	Emission Level (dBuV/m)	Peak Limit (dBuV/m)	Average Limit (dBuV/m)	Result
12 (Peak)	2470.700	31.349	75.006	106.355	--	--	--
12 (Peak)	2483.500	31.435	41.097	72.532	74.00	54.00	Pass
12 (Average)	2470.700	31.349	64.356	95.705	--	--	--
12 (Average)	2483.500	31.435	22.034	53.469	74.00	54.00	Pass

Figure Channel 12: Vertical (Peak)

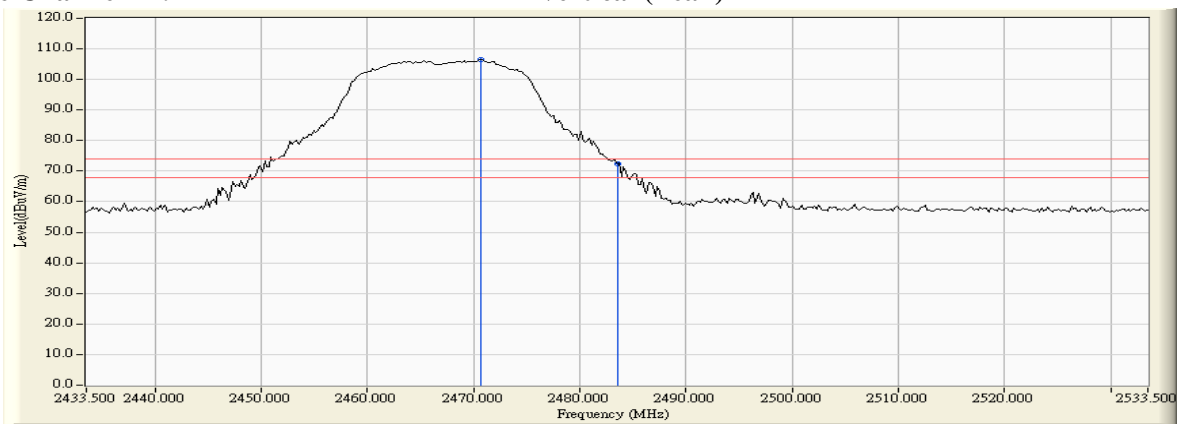
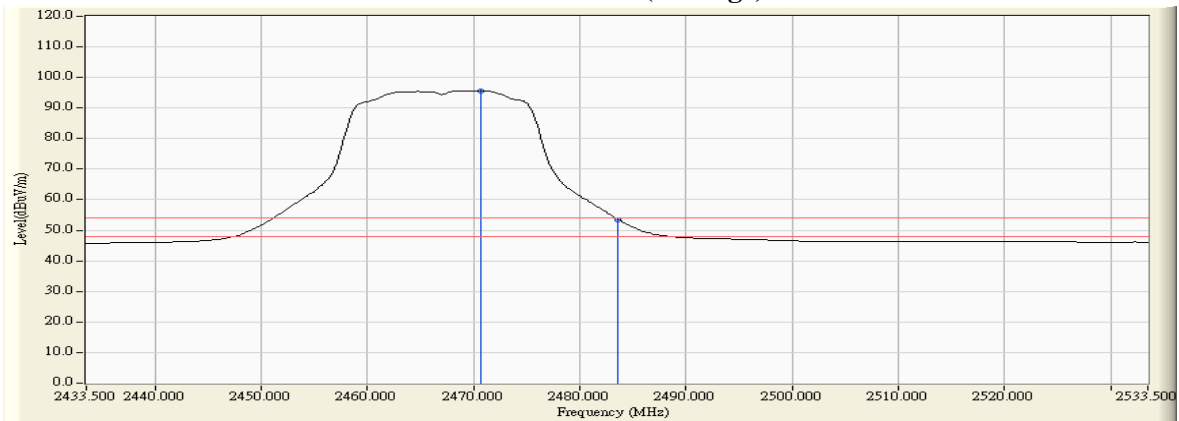


Figure Channel 12: Vertical (Average)



Note:

1. All readings above 1GHz are performed with peak and/or average measurements as necessary.
2. Peak measurements: RBW = 1MHz, VBW = 3 MHz, Sweep: Auto.
3. Average measurements: RBW = 1MHz, VBW = 10 Hz, Sweep: Auto.
4. “ * ”, means this data is the worst emission level.
5. Measurement Level = Reading Level + Correct Factor.
6. The average measurement was not performed when the peak measured data under the limit of average detection.

Product : Intel® Dual Band Wireless-AC 8260
 Test Item : Band Edge
 Test Site : No.3 OATS
 Test Mode : Mode 1 SISO A: Transmit - 802.11n-20BW_7.2Mbps(2.4G Band)
 Test Date : 2016/09/23

RF Radiated Measurement (Horizontal):

Channel No.	Frequency (MHz)	Correct Factor (dB)	Reading Level (dBuV)	Emission Level (dBuV/m)	Peak Limit (dBuV/m)	Average Limit (dBuV/m)	Result
01 (Peak)	2390.000	31.509	41.322	72.831	74.00	54.00	Pass
01 (Peak)	2400.000	31.561	57.572	89.133	--	--	--
01 (Peak)	2410.600	31.628	79.046	110.674	--	--	--
01 (Average)	2390.000	31.509	20.493	52.002	74.00	54.00	Pass
01 (Average)	2400.000	31.561	38.380	69.941	--	--	--
01 (Average)	2415.200	31.662	67.841	99.504	--	--	--

Figure Channel 01: Horizontal (Peak)

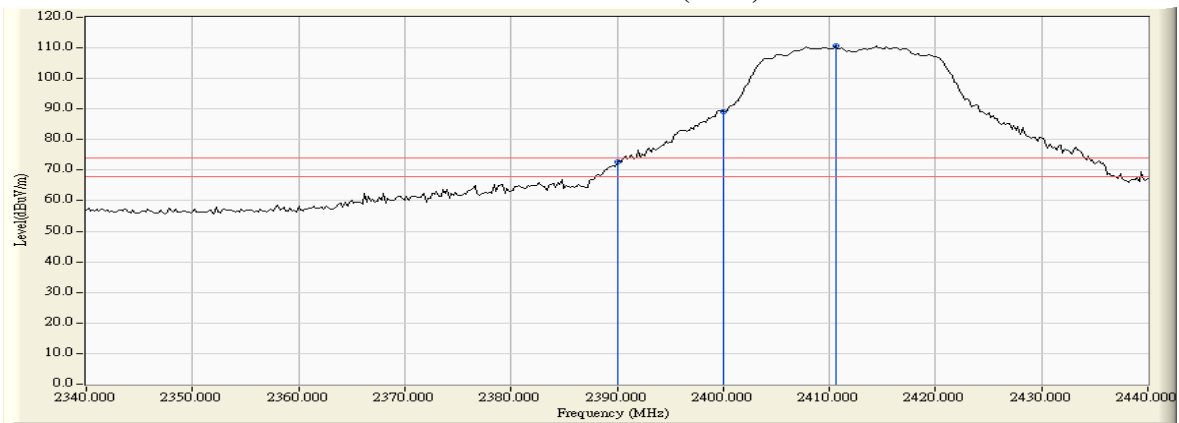
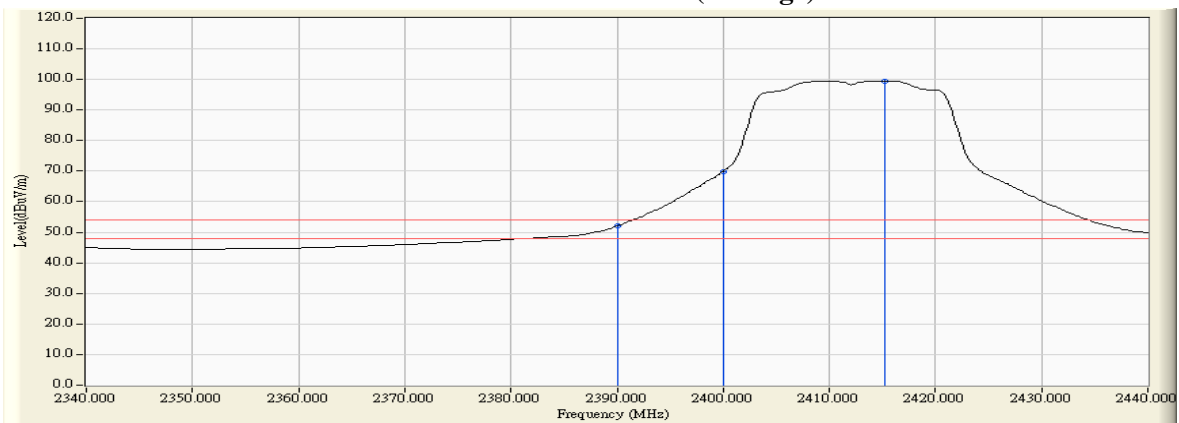


Figure Channel 01: Horizontal (Average)



Note:

1. All readings above 1GHz are performed with peak and/or average measurements as necessary.
2. Peak measurements: RBW = 1MHz, VBW = 3 MHz, Sweep: Auto.
3. Average measurements: RBW = 1MHz, VBW = 10 Hz, Sweep: Auto.
4. “ * ”, means this data is the worst emission level.
5. Measurement Level = Reading Level + Correct Factor.
6. The average measurement was not performed when the peak measured data under the limit of average detection.

Product : Intel® Dual Band Wireless-AC 8260
 Test Item : Band Edge
 Test Site : No.3 OATS
 Test Mode : Mode 1 SISO A: Transmit - 802.11n-20BW_7.2Mbps(2.4G Band)
 Test Date : 2016/09/23

RF Radiated Measurement (Vertical):

Channel No.	Frequency (MHz)	Correct Factor (dB)	Reading Level (dBuV)	Emission Level (dBuV/m)	Peak Limit (dBuV/m)	Average Limit (dBuV/m)	Result
01 (Peak)	2390.000	30.915	38.258	69.173	74.00	54.00	Pass
01 (Peak)	2400.000	30.912	56.947	87.859	--	--	--
01 (Peak)	2414.200	30.964	79.341	110.305	--	--	--
01 (Average)	2390.000	30.915	19.296	50.211	74.00	54.00	Pass
01 (Average)	2400.000	30.912	37.579	68.491	--	--	--
01 (Average)	2415.200	30.971	68.488	99.459	--	--	--

Figure Channel 01: Vertical (Peak)

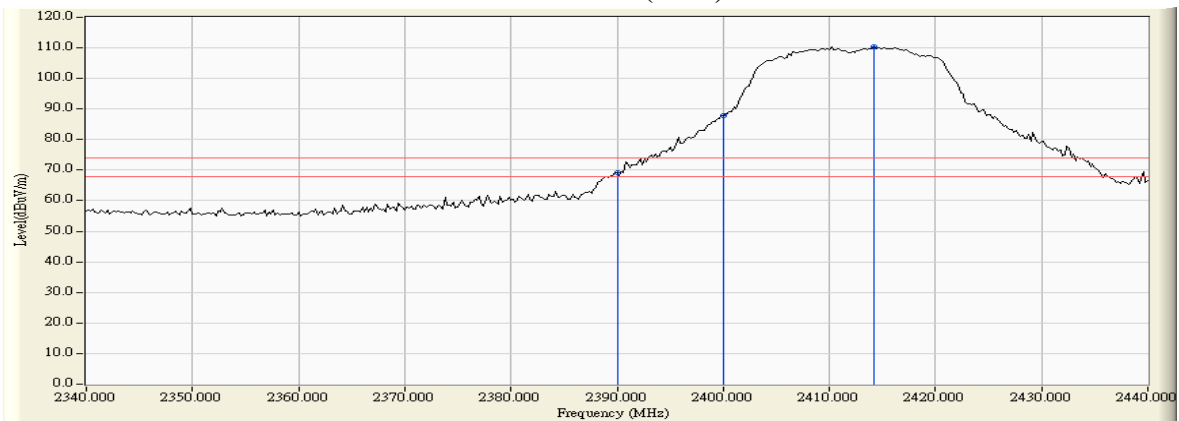
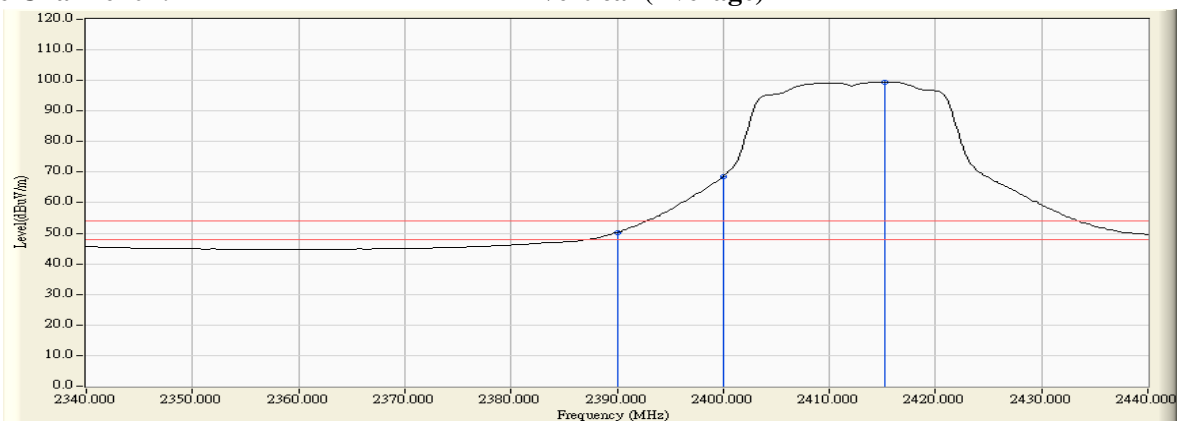


Figure Channel 01: Vertical (Average)



Note:

1. All readings above 1GHz are performed with peak and/or average measurements as necessary.
2. Peak measurements: RBW = 1MHz, VBW = 3 MHz, Sweep: Auto.
3. Average measurements: RBW = 1MHz, VBW = 10 Hz, Sweep: Auto.
4. “ * ”, means this data is the worst emission level.
5. Measurement Level = Reading Level + Correct Factor.
6. The average measurement was not performed when the peak measured data under the limit of average detection.

Product : Intel® Dual Band Wireless-AC 8260
 Test Item : Band Edge
 Test Site : No.3 OATS
 Test Mode : Mode 1 SISO A: Transmit - 802.11n-20BW_7.2Mbps(2.4G Band)
 Test Date : 2016/09/23

RF Radiated Measurement (Horizontal):

Channel No.	Frequency (MHz)	Correct Factor (dB)	Reading Level (dBuV)	Emission Level (dBuV/m)	Peak Limit (dBuV/m)	Average Limit (dBuV/m)	Result
02 (Peak)	2388.800	31.505	38.865	70.369	74.00	54.00	Pass
02 (Peak)	2390.000	31.509	37.922	69.431	74.00	54.00	Pass
02 (Peak)	2400.000	31.561	52.844	84.405	--	--	--
02 (Peak)	2419.200	31.694	80.090	111.783	--	--	--
02 (Average)	2390.000	31.509	21.913	53.422	74.00	54.00	Pass
02 (Average)	2400.000	31.561	34.406	65.967	--	--	--
02 (Average)	2420.200	31.701	69.130	100.831	--	--	--

Figure Channel 02: Horizontal (Peak)

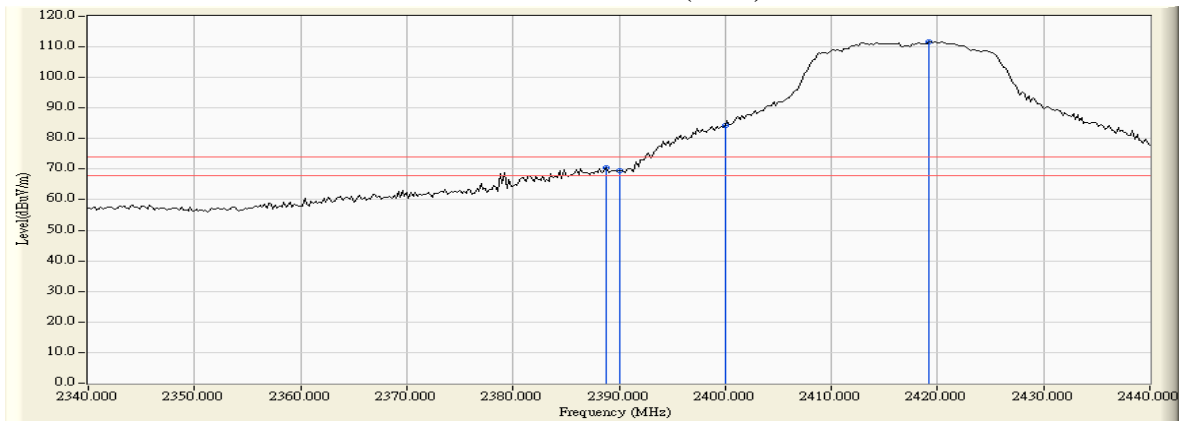
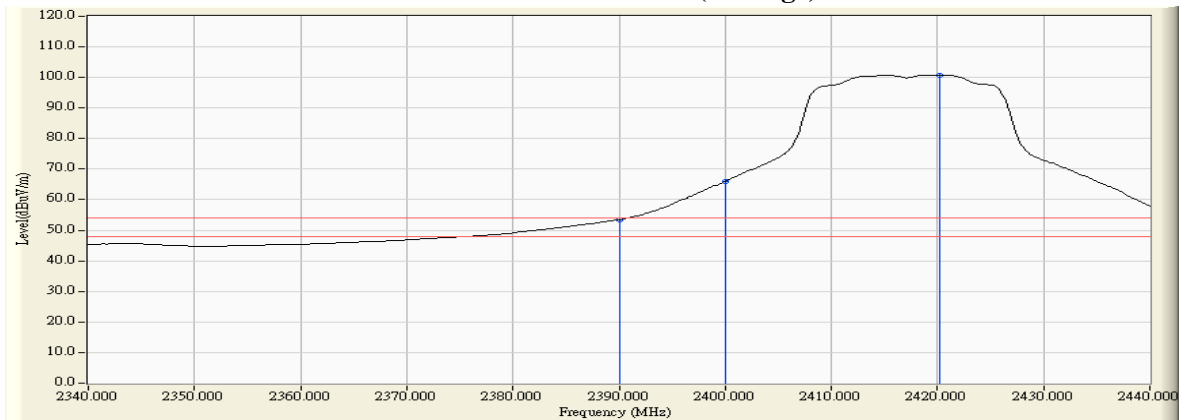


Figure Channel 02: Horizontal (Average)



Note:

1. All readings above 1GHz are performed with peak and/or average measurements as necessary.
2. Peak measurements: RBW = 1MHz, VBW = 3 MHz, Sweep: Auto.
3. Average measurements: RBW = 1MHz, VBW = 10 Hz, Sweep: Auto.
4. “ * ”, means this data is the worst emission level.
5. Measurement Level = Reading Level + Correct Factor.
6. The average measurement was not performed when the peak measured data under the limit of average detection.

Product : Intel® Dual Band Wireless-AC 8260
 Test Item : Band Edge
 Test Site : No.3 OATS
 Test Mode : Mode 1 SISO A: Transmit - 802.11n-20BW_7.2Mbps(2.4G Band)
 Test Date : 2016/09/23

RF Radiated Measurement (Vertical):

Channel No.	Frequency (MHz)	Correct Factor (dB)	Reading Level (dBuV)	Emission Level (dBuV/m)	Peak Limit (dBuV/m)	Average Limit (dBuV/m)	Result
02 (Peak)	2390.000	30.915	38.190	69.105	74.00	54.00	Pass
02 (Peak)	2400.000	30.912	54.880	85.792	--	--	--
02 (Peak)	2420.400	31.006	81.981	112.987	--	--	--
02 (Average)	2390.000	30.915	22.577	53.492	74.00	54.00	Pass
02 (Average)	2400.000	30.912	36.460	67.372	--	--	--
02 (Average)	2420.000	31.004	71.427	102.431	--	--	--

Figure Channel 02: Vertical (Peak)

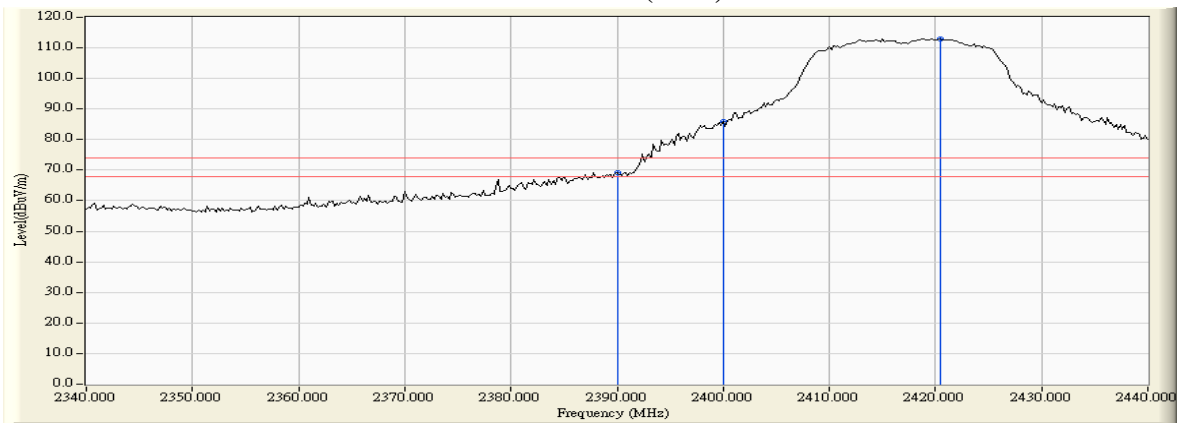
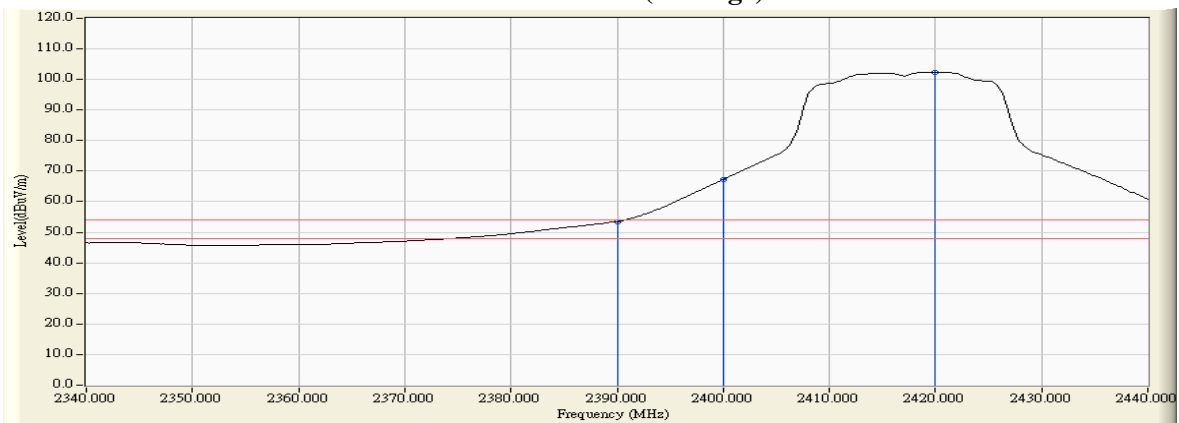


Figure Channel 02: Vertical (Average)



Note:

1. All readings above 1GHz are performed with peak and/or average measurements as necessary.
2. Peak measurements: RBW = 1MHz, VBW = 3 MHz, Sweep: Auto.
3. Average measurements: RBW = 1MHz, VBW = 10 Hz, Sweep: Auto.
4. “ * ”, means this data is the worst emission level.
5. Measurement Level = Reading Level + Correct Factor.
6. The average measurement was not performed when the peak measured data under the limit of average detection.

Product : Intel® Dual Band Wireless-AC 8260
 Test Item : Band Edge
 Test Site : No.3 OATS
 Test Mode : Mode 1 SISO A: Transmit - 802.11n-20BW_7.2Mbps(2.4G Band)
 Test Date : 2016/09/23

RF Radiated Measurement (Horizontal):

Channel No.	Frequency (MHz)	Correct Factor (dB)	Reading Level (dBuV)	Emission Level (dBuV/m)	Peak Limit (dBuV/m)	Average Limit (dBuV/m)	Result
06 (Peak)	2386.000	31.493	38.955	70.449	74.00	54.00	Pass
06 (Peak)	2390.000	31.509	38.437	69.946	74.00	54.00	Pass
06 (Peak)	2400.000	31.561	40.787	72.348	--	--	--
06 (Peak)	2434.400	31.809	83.057	114.867	--	--	--
06 (Average)	2390.000	31.509	21.377	52.886	74.00	54.00	Pass
06 (Average)	2400.000	31.561	24.750	56.311	--	--	--
06 (Average)	2434.600	31.811	70.805	102.616	--	--	--

Figure Channel 06: Horizontal (Peak)

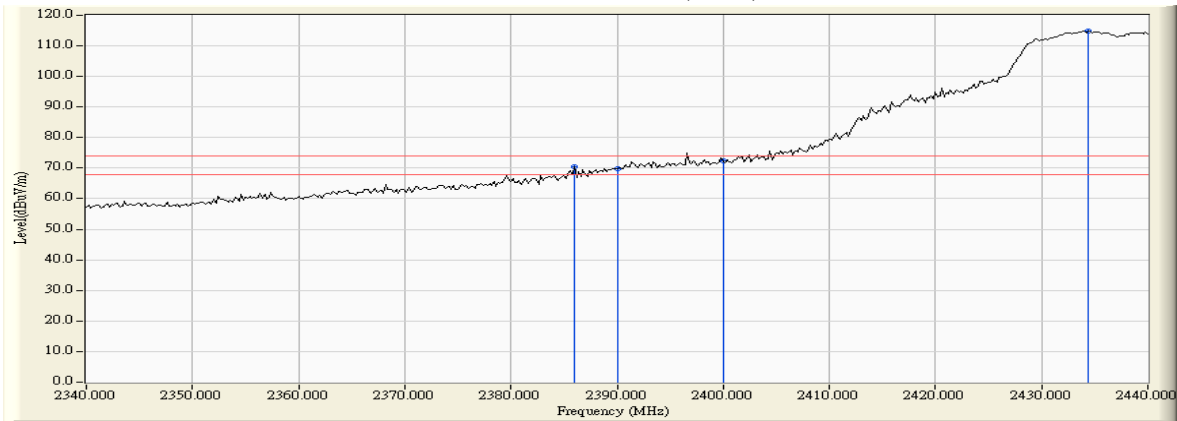
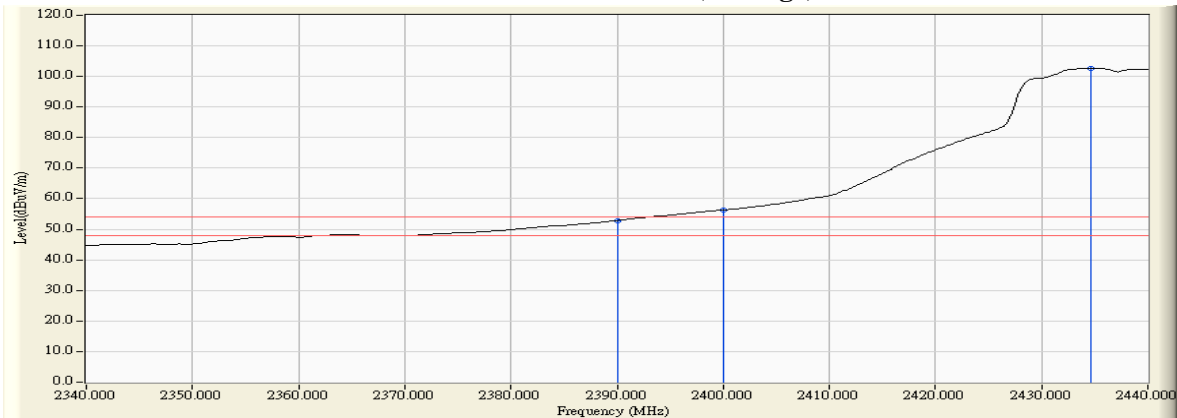


Figure Channel 06: Horizontal (Average)



Note:

1. All readings above 1GHz are performed with peak and/or average measurements as necessary.
2. Peak measurements: RBW = 1MHz, VBW = 3 MHz, Sweep: Auto.
3. Average measurements: RBW = 1MHz, VBW = 10 Hz, Sweep: Auto.
4. “ * ”, means this data is the worst emission level.
5. Measurement Level = Reading Level + Correct Factor.
6. The average measurement was not performed when the peak measured data under the limit of average detection.

Product : Intel® Dual Band Wireless-AC 8260
 Test Item : Band Edge
 Test Site : No.3 OATS
 Test Mode : Mode 1 SISO A: Transmit - 802.11n-20BW_7.2Mbps(2.4G Band)
 Test Date : 2016/09/23

RF Radiated Measurement (Vertical):

Channel No.	Frequency (MHz)	Correct Factor (dB)	Reading Level (dBuV)	Emission Level (dBuV/m)	Peak Limit (dBuV/m)	Average Limit (dBuV/m)	Result
06 (Peak)	2390.000	30.915	37.489	68.404	74.00	54.00	Pass
06 (Peak)	2400.000	30.912	41.638	72.550	--	--	--
06 (Peak)	2440.000	31.139	84.901	116.040	--	--	--
06 (Average)	2390.000	30.915	22.557	53.472	74.00	54.00	Pass
06 (Average)	2439.000	31.133	73.919	105.052	--	--	--

Figure Channel 06: Vertical (Peak)

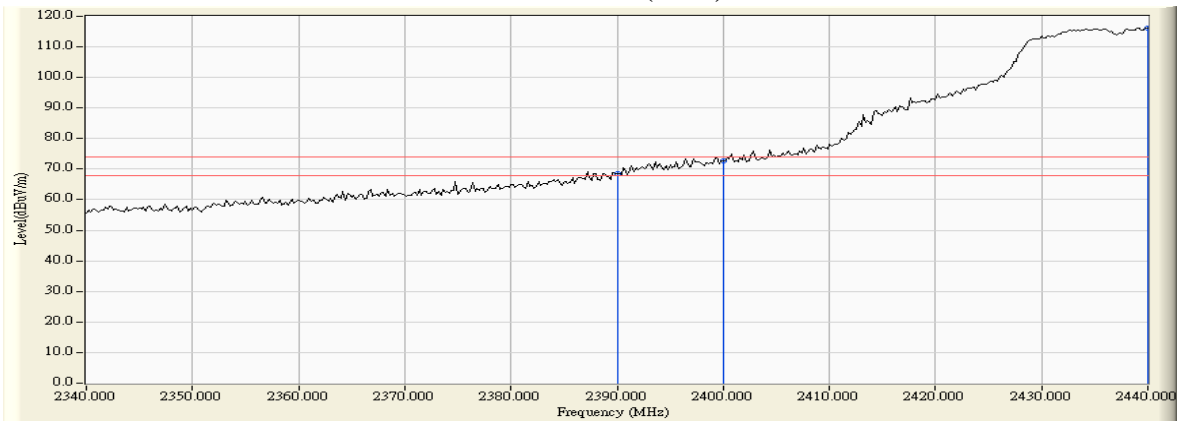
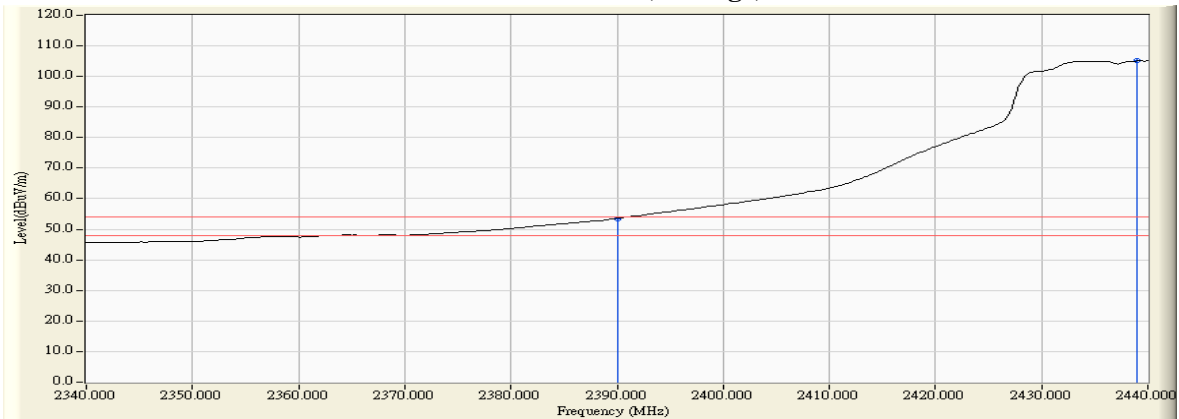


Figure Channel 06: Vertical (Average)



Note:

1. All readings above 1GHz are performed with peak and/or average measurements as necessary.
2. Peak measurements: RBW = 1MHz, VBW = 3 MHz, Sweep: Auto.
3. Average measurements: RBW = 1MHz, VBW = 10 Hz, Sweep: Auto.
4. “ * ”, means this data is the worst emission level.
5. Measurement Level = Reading Level + Correct Factor.
6. The average measurement was not performed when the peak measured data under the limit of average detection.

Product : Intel® Dual Band Wireless-AC 8260
 Test Item : Band Edge
 Test Site : No.3 OATS
 Test Mode : Mode 1 SISO A: Transmit - 802.11n-20BW_7.2Mbps(2.4G Band)
 Test Date : 2016/09/23

RF Radiated Measurement (Horizontal):

Channel No.	Frequency (MHz)	Correct Factor (dB)	Reading Level (dBuV)	Emission Level (dBuV/m)	Peak Limit (dBuV/m)	Average Limit (dBuV/m)	Result
06 (Peak)	2434.700	31.812	81.528	113.340	--	--	--
06 (Peak)	2483.500	32.182	34.691	66.873	74.00	54.00	Pass
06 (Peak)	2485.100	32.194	35.265	67.459	74.00	54.00	Pass
06 (Average)	2433.900	31.806	70.650	102.456	--	--	--
06 (Average)	2483.500	32.182	19.340	51.522	74.00	54.00	Pass

Figure Channel 06: Horizontal (Peak)

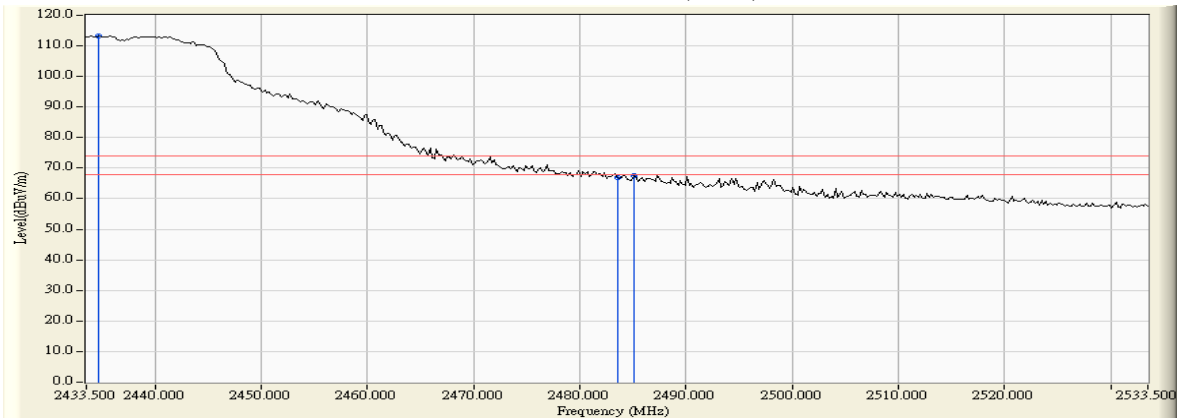
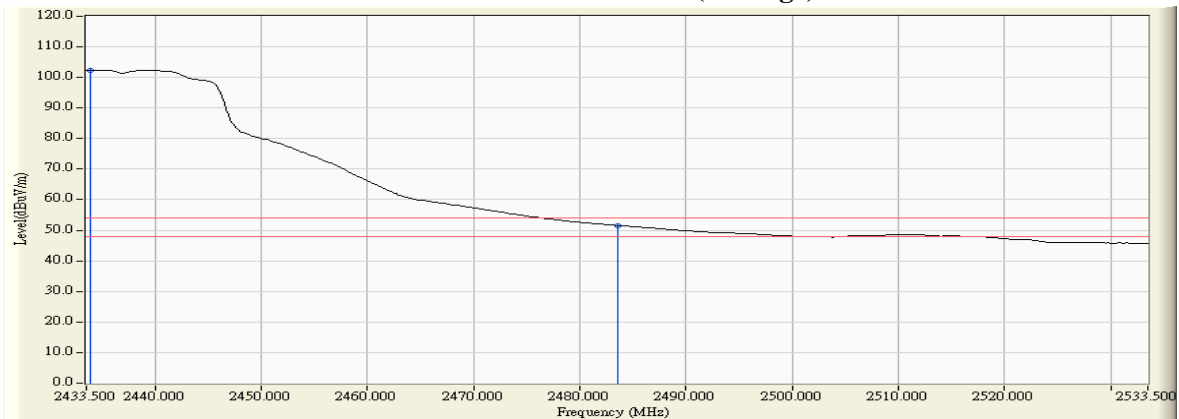


Figure Channel 06: Horizontal (Average)



Note:

1. All readings above 1GHz are performed with peak and/or average measurements as necessary.
2. Peak measurements: RBW = 1MHz, VBW = 3 MHz, Sweep: Auto.
3. Average measurements: RBW = 1MHz, VBW = 10 Hz, Sweep: Auto.
4. “ * ”, means this data is the worst emission level.
5. Measurement Level = Reading Level + Correct Factor.
6. The average measurement was not performed when the peak measured data under the limit of average detection.

Product : Intel® Dual Band Wireless-AC 8260
 Test Item : Band Edge
 Test Site : No.3 OATS
 Test Mode : Mode 1 SISO A: Transmit - 802.11n-20BW_7.2Mbps(2.4G Band)
 Test Date : 2016/09/23

RF Radiated Measurement (Vertical):

Channel No.	Frequency (MHz)	Correct Factor (dB)	Reading Level (dBuV)	Emission Level (dBuV/m)	Peak Limit (dBuV/m)	Average Limit (dBuV/m)	Result
06 (Peak)	2434.500	31.102	84.991	116.093	--	--	--
06 (Peak)	2483.500	31.435	38.057	69.492	74.00	54.00	Pass
06 (Peak)	2484.300	31.440	39.778	71.219	74.00	54.00	Pass
06 (Average)	2439.500	31.136	73.897	105.033	--	--	--
06 (Average)	2483.500	31.435	21.611	53.046	74.00	54.00	Pass

Figure Channel 06: Vertical (Peak)

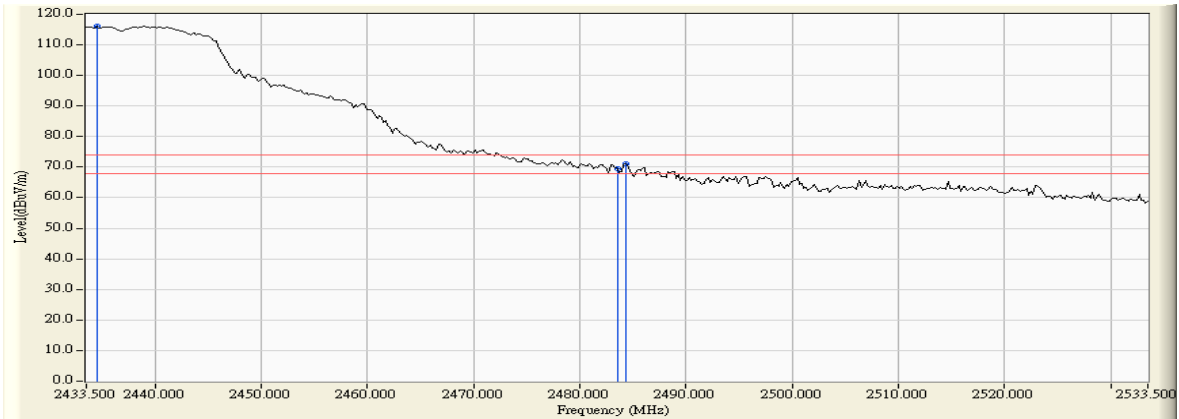
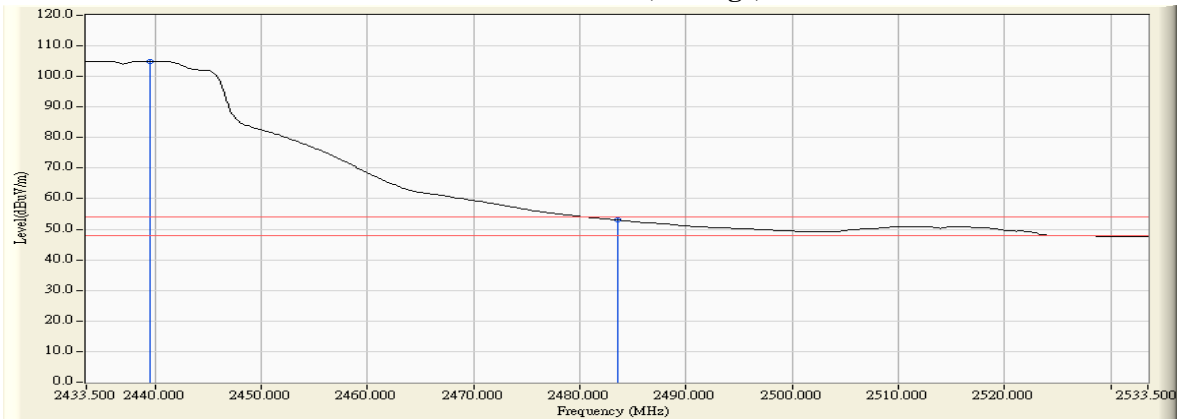


Figure Channel 06: Vertical (Average)



Note:

1. All readings above 1GHz are performed with peak and/or average measurements as necessary.
2. Peak measurements: RBW = 1MHz, VBW = 3 MHz, Sweep: Auto.
3. Average measurements: RBW = 1MHz, VBW = 10 Hz, Sweep: Auto.
4. “ * ”, means this data is the worst emission level.
5. Measurement Level = Reading Level + Correct Factor.
6. The average measurement was not performed when the peak measured data under the limit of average detection.

Product : Intel® Dual Band Wireless-AC 8260
 Test Item : Band Edge
 Test Site : No.3 OATS
 Test Mode : Mode 1 SISO A: Transmit - 802.11n-20BW_7.2Mbps(2.4G Band)
 Test Date : 2016/09/23

RF Radiated Measurement (Horizontal):

Channel No.	Frequency (MHz)	Correct Factor (dB)	Reading Level (dBuV)	Emission Level (dBuV/m)	Peak Limit (dBuV/m)	Average Limit (dBuV/m)	Result
10 (Peak)	2453.900	31.958	79.268	111.226	--	--	--
10 (Peak)	2483.500	32.182	37.017	69.199	74.00	54.00	Pass
10 (Peak)	2486.100	32.201	37.627	69.829	74.00	54.00	Pass
10 (Average)	2454.700	31.964	67.919	99.883	--	--	--
10 (Average)	2483.500	32.182	20.604	52.786	74.00	54.00	Pass

Figure Channel 10: Horizontal (Peak)

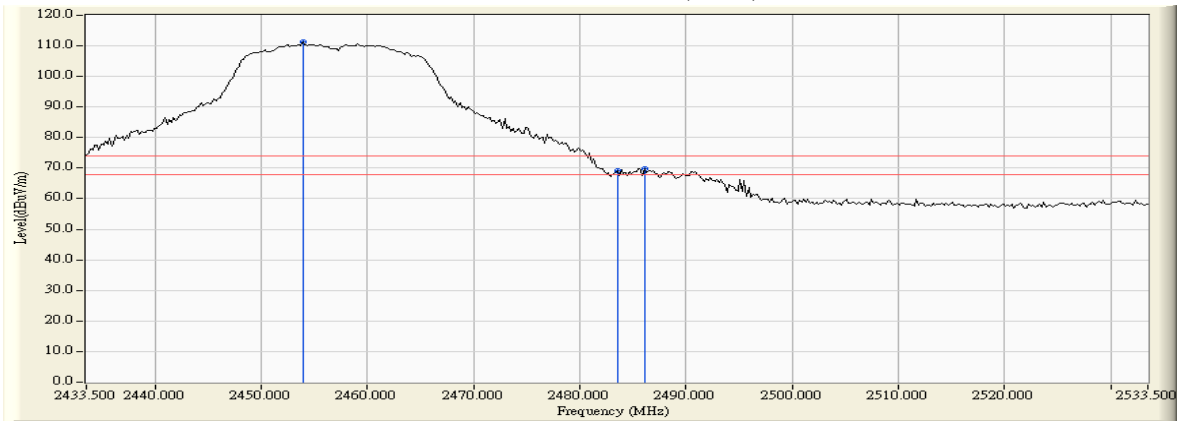
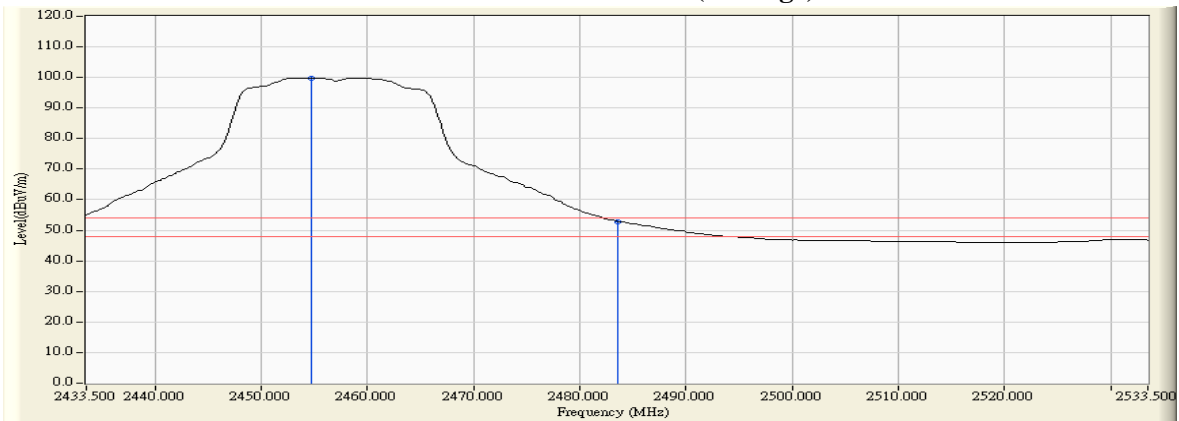


Figure Channel 10: Horizontal (Average)



Note:

1. All readings above 1GHz are performed with peak and/or average measurements as necessary.
2. Peak measurements: RBW = 1MHz, VBW = 3 MHz, Sweep: Auto.
3. Average measurements: RBW = 1MHz, VBW = 10 Hz, Sweep: Auto.
4. “ * ”, means this data is the worst emission level.
5. Measurement Level = Reading Level + Correct Factor.
6. The average measurement was not performed when the peak measured data under the limit of average detection.

Product : Intel® Dual Band Wireless-AC 8260
 Test Item : Band Edge
 Test Site : No.3 OATS
 Test Mode : Mode 1 SISO A: Transmit - 802.11n-20BW_7.2Mbps(2.4G Band)
 Test Date : 2016/09/23

RF Radiated Measurement (Vertical):

Channel No.	Frequency (MHz)	Correct Factor (dB)	Reading Level (dBuV)	Emission Level (dBuV/m)	Peak Limit (dBuV/m)	Average Limit (dBuV/m)	Result
10 (Peak)	2455.100	31.243	82.940	114.183	--	--	--
10 (Peak)	2483.500	31.435	39.445	70.880	74.00	54.00	Pass
10 (Peak)	2484.900	31.445	42.051	73.496	74.00	54.00	Pass
10 (Average)	2454.900	31.242	71.804	103.046	--	--	--
10 (Average)	2483.500	31.435	21.885	53.320	74.00	54.00	Pass

Figure Channel 10: Vertical (Peak)

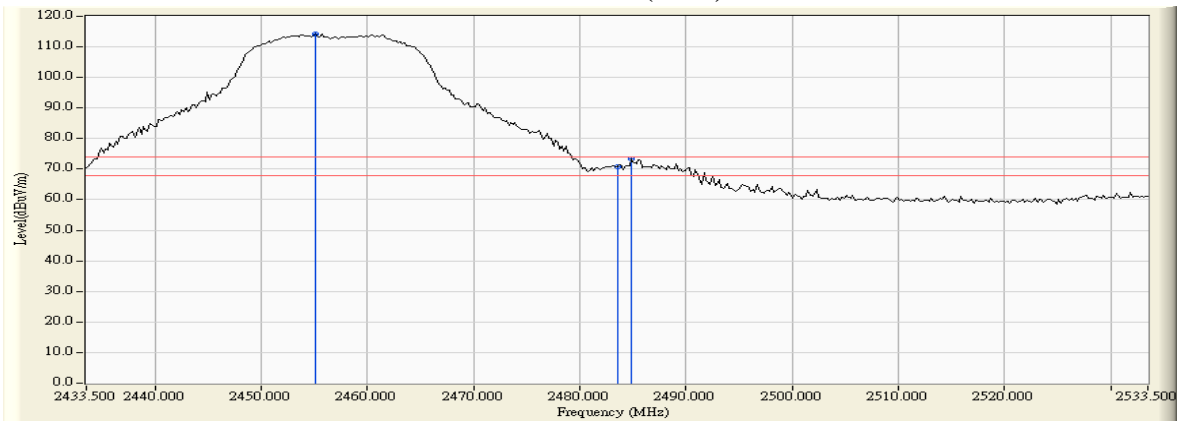
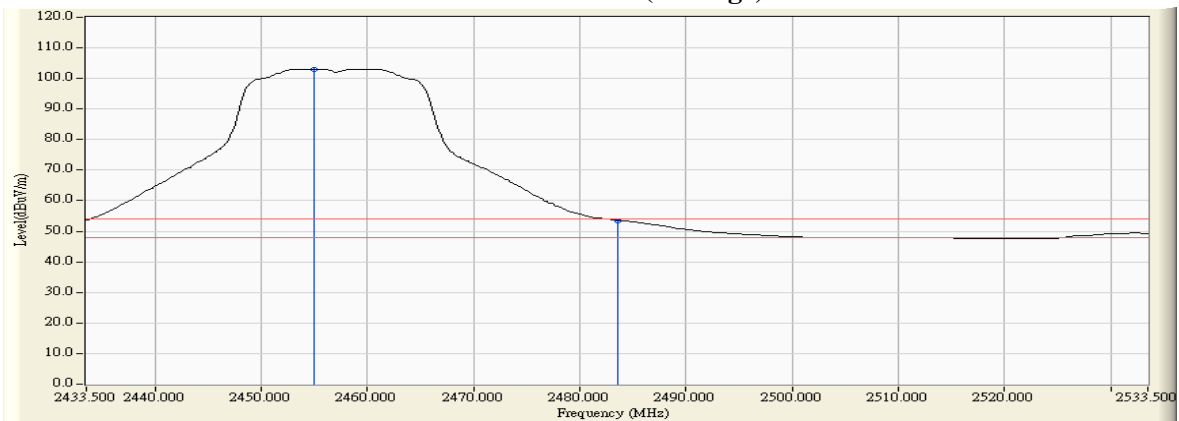


Figure Channel 10: Vertical (Average)



Note:

1. All readings above 1GHz are performed with peak and/or average measurements as necessary.
2. Peak measurements: RBW = 1MHz, VBW = 3 MHz, Sweep: Auto.
3. Average measurements: RBW = 1MHz, VBW = 10 Hz, Sweep: Auto.
4. “ * ”, means this data is the worst emission level.
5. Measurement Level = Reading Level + Correct Factor.
6. The average measurement was not performed when the peak measured data under the limit of average detection.

Product : Intel® Dual Band Wireless-AC 8260
 Test Item : Band Edge
 Test Site : No.3 OATS
 Test Mode : Mode 1 SISO A: Transmit - 802.11n-20BW_7.2Mbps(2.4G Band)
 Test Date : 2016/09/23

RF Radiated Measurement (Horizontal):

Channel No.	Frequency (MHz)	Correct Factor (dB)	Reading Level (dBuV)	Emission Level (dBuV/m)	Peak Limit (dBuV/m)	Average Limit (dBuV/m)	Result
11 (Peak)	2458.700	31.994	76.907	108.901	--	--	--
11 (Peak)	2483.500	32.182	34.366	66.548	74.00	54.00	Pass
11 (Average)	2459.300	31.999	65.725	97.724	--	--	--
11 (Average)	2483.500	32.182	18.158	50.340	74.00	54.00	Pass

Figure Channel 11: Horizontal (Peak)

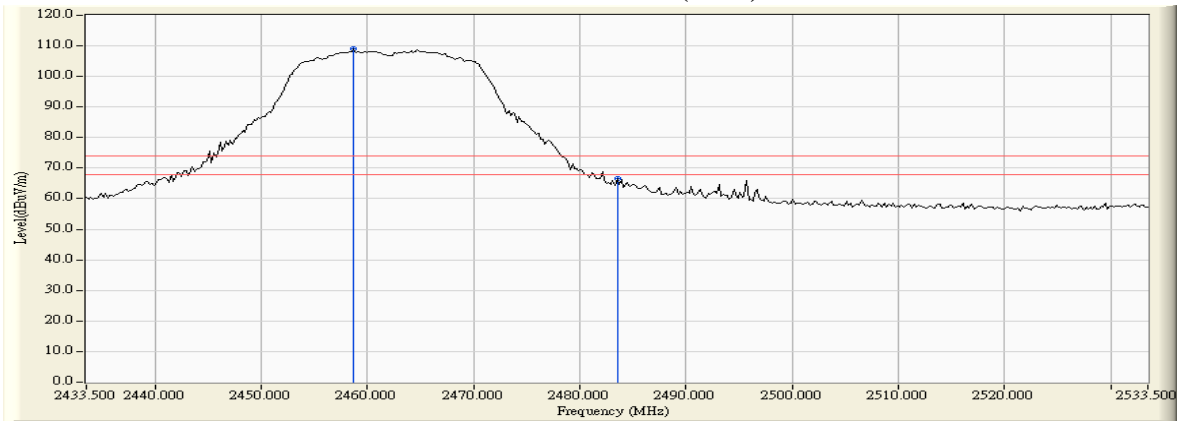
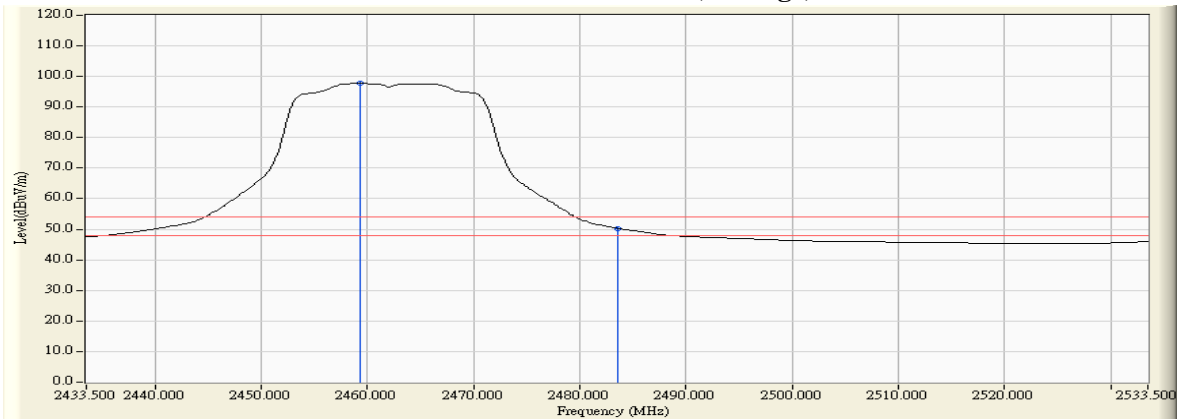


Figure Channel 11: Horizontal (Average)



Note:

1. All readings above 1GHz are performed with peak and/or average measurements as necessary.
2. Peak measurements: RBW = 1MHz, VBW = 3 MHz, Sweep: Auto.
3. Average measurements: RBW = 1MHz, VBW = 10 Hz, Sweep: Auto.
4. “ * ”, means this data is the worst emission level.
5. Measurement Level = Reading Level + Correct Factor.
6. The average measurement was not performed when the peak measured data under the limit of average detection.

Product : Intel® Dual Band Wireless-AC 8260
 Test Item : Band Edge
 Test Site : No.3 OATS
 Test Mode : Mode 1 SISO A: Transmit - 802.11n-20BW_7.2Mbps(2.4G Band)
 Test Date : 2016/09/23

RF Radiated Measurement (Vertical):

Channel No.	Frequency (MHz)	Correct Factor (dB)	Reading Level (dBuV)	Emission Level (dBuV/m)	Peak Limit (dBuV/m)	Average Limit (dBuV/m)	Result
11 (Peak)	2458.500	31.266	80.860	112.126	--	--	--
11 (Peak)	2483.500	31.435	35.795	67.230	74.00	54.00	Pass
11 (Average)	2465.300	31.313	70.041	101.354	--	--	--
11 (Average)	2483.500	31.435	20.975	52.410	74.00	54.00	Pass

Figure Channel 11: Vertical (Peak)

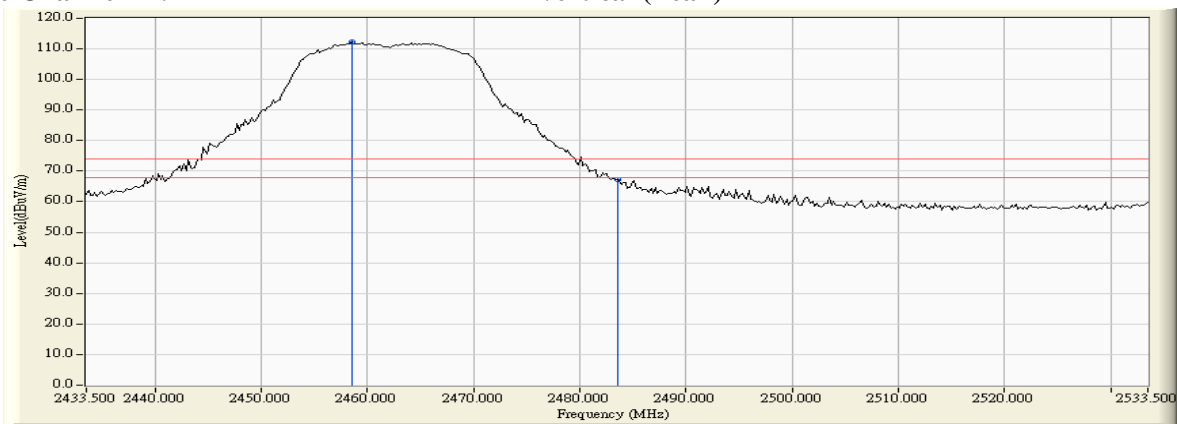
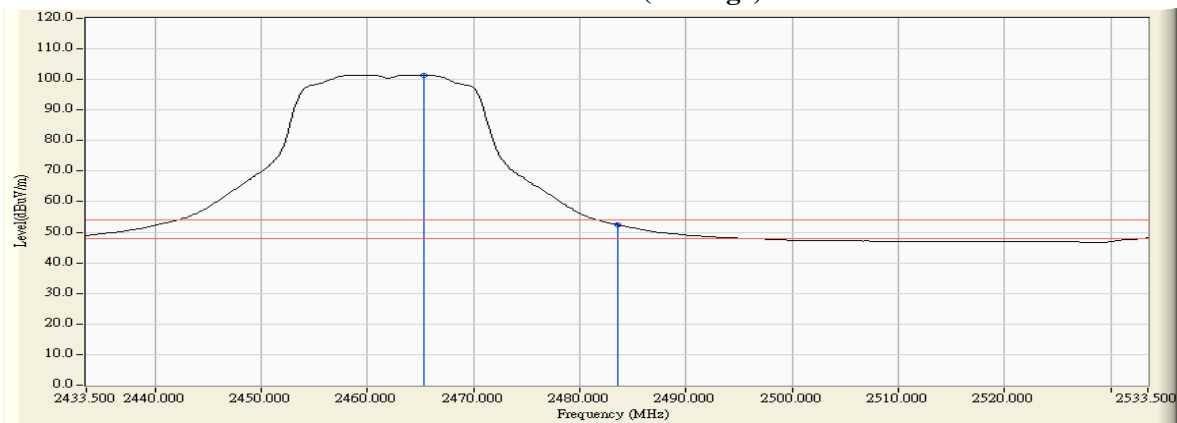


Figure Channel 11: Vertical (Average)



Note:

1. All readings above 1GHz are performed with peak and/or average measurements as necessary.
2. Peak measurements: RBW = 1MHz, VBW = 3 MHz, Sweep: Auto.
3. Average measurements: RBW = 1MHz, VBW = 10 Hz, Sweep: Auto.
4. “ * ”, means this data is the worst emission level.
5. Measurement Level = Reading Level + Correct Factor.
6. The average measurement was not performed when the peak measured data under the limit of average detection.

Product : Intel® Dual Band Wireless-AC 8260
 Test Item : Band Edge
 Test Site : No.3 OATS
 Test Mode : Mode 1 SISO A: Transmit - 802.11n-20BW_7.2Mbps(2.4G Band)
 Test Date : 2016/09/23

RF Radiated Measurement (Horizontal):

Channel No.	Frequency (MHz)	Correct Factor (dB)	Reading Level (dBuV)	Emission Level (dBuV/m)	Peak Limit (dBuV/m)	Average Limit (dBuV/m)	Result
12 (Peak)	2469.700	32.078	74.473	106.551	--	--	--
12 (Peak)	2483.500	32.182	38.258	70.440	74.00	54.00	Pass
12 (Average)	2470.100	32.080	63.257	95.338	--	--	--
12 (Average)	2483.500	32.182	21.151	53.333	74.00	54.00	Pass

Figure Channel 12: Horizontal (Peak)

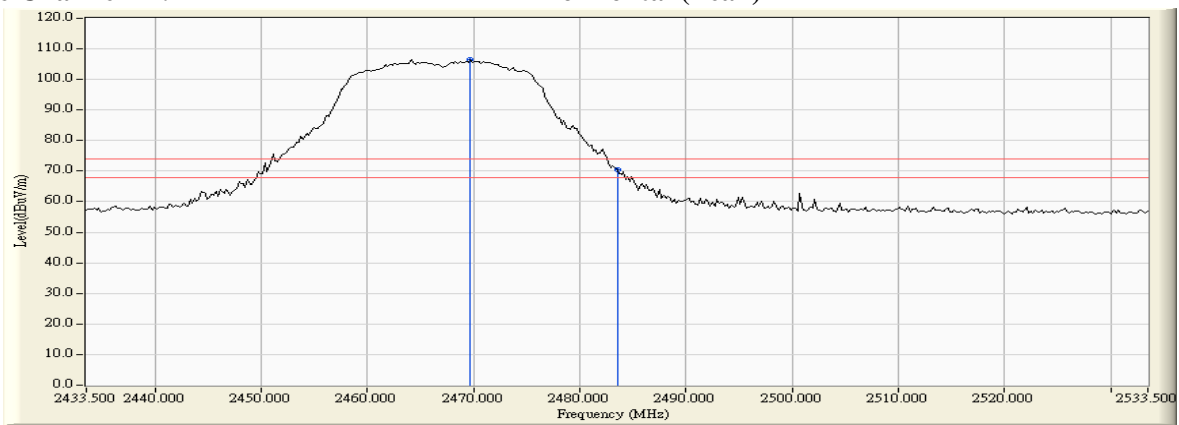
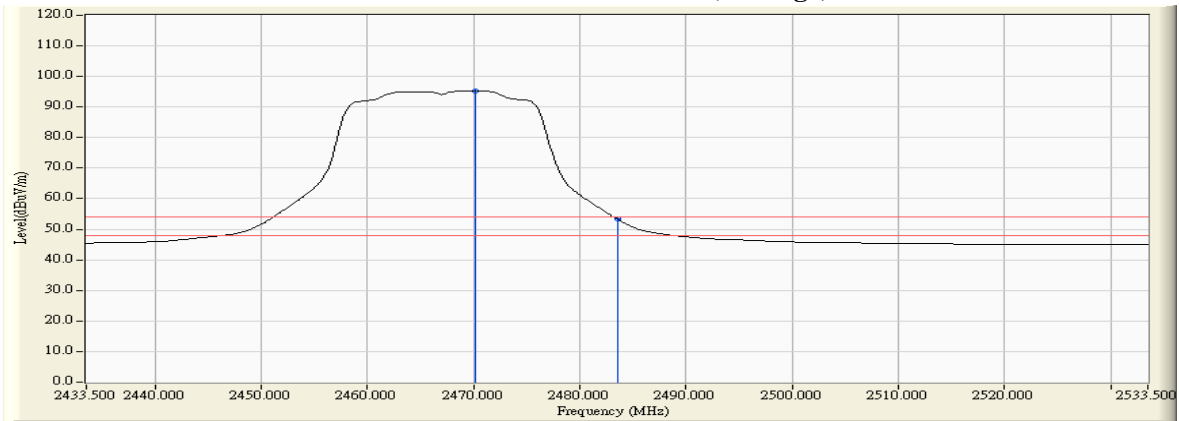


Figure Channel 12: Horizontal (Average)



Note:

1. All readings above 1GHz are performed with peak and/or average measurements as necessary.
2. Peak measurements: RBW = 1MHz, VBW = 3 MHz, Sweep: Auto.
3. Average measurements: RBW = 1MHz, VBW = 10 Hz, Sweep: Auto.
4. “ * ”, means this data is the worst emission level.
5. Measurement Level = Reading Level + Correct Factor.
6. The average measurement was not performed when the peak measured data under the limit of average detection.

Product : Intel® Dual Band Wireless-AC 8260
 Test Item : Band Edge
 Test Site : No.3 OATS
 Test Mode : Mode 1 SISO A: Transmit - 802.11n-20BW_7.2Mbps(2.4G Band)
 Test Date : 2016/09/23

RF Radiated Measurement (Vertical):

Channel No.	Frequency (MHz)	Correct Factor (dB)	Reading Level (dBuV)	Emission Level (dBuV/m)	Peak Limit (dBuV/m)	Average Limit (dBuV/m)	Result
12 (Peak)	2465.300	31.313	75.683	106.996	--	--	--
12 (Peak)	2483.500	31.435	40.450	71.885	74.00	54.00	Pass
12 (Peak)	2484.300	31.440	41.961	73.402	74.00	54.00	Pass
12 (Average)	2469.700	31.342	64.213	95.555	--	--	--
12 (Average)	2483.500	31.435	21.998	53.433	74.00	54.00	Pass

Figure Channel 12: Vertical (Peak)

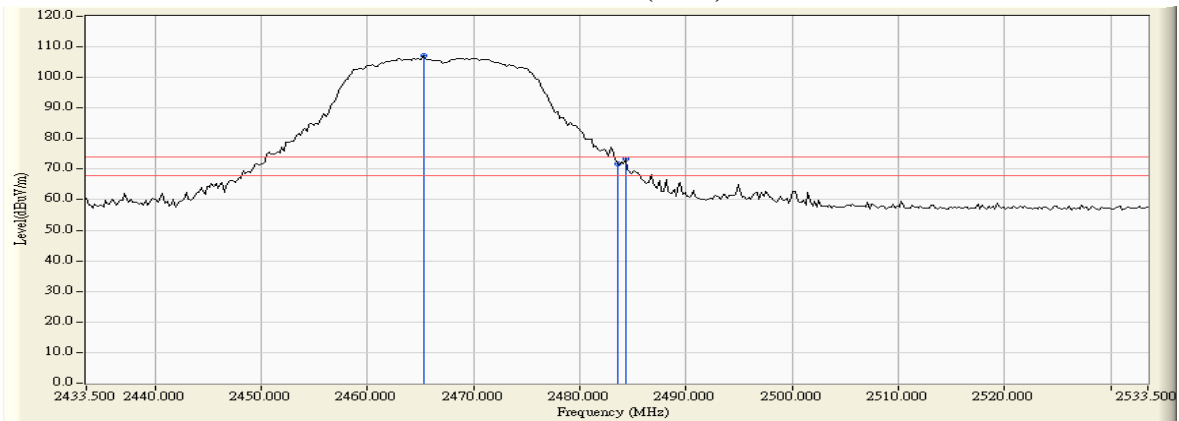
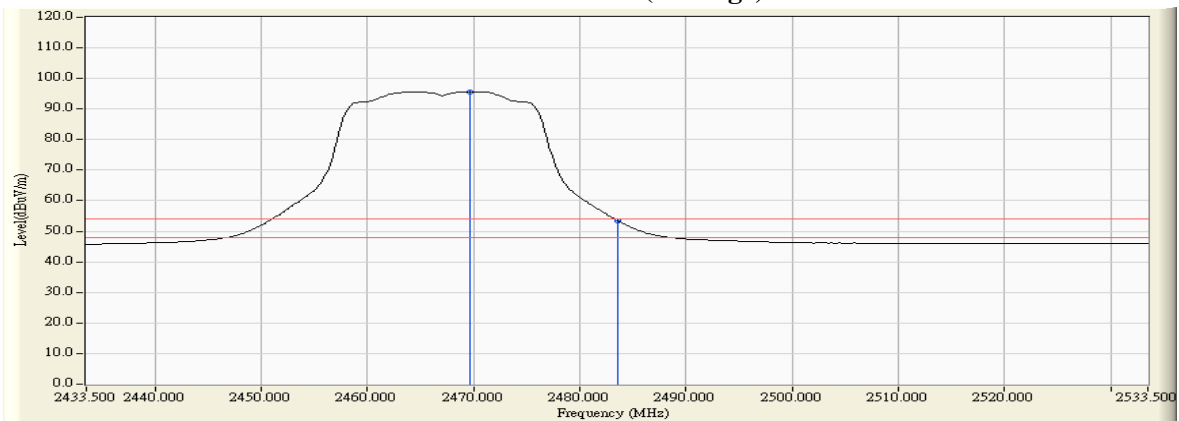


Figure Channel 12: Vertical (Average)



Note:

1. All readings above 1GHz are performed with peak and/or average measurements as necessary.
2. Peak measurements: RBW = 1MHz, VBW = 3 MHz, Sweep: Auto.
3. Average measurements: RBW = 1MHz, VBW = 10 Hz, Sweep: Auto.
4. “ * ”, means this data is the worst emission level.
5. Measurement Level = Reading Level + Correct Factor.
6. The average measurement was not performed when the peak measured data under the limit of average detection.

Product : Intel® Dual Band Wireless-AC 8260
 Test Item : Band Edge
 Test Site : No.3 OATS
 Test Mode : Mode 1 SISO A: Transmit - 802.11n-40BW_15Mbps(2.4G Band)
 Test Date : 2016/09/23

RF Radiated Measurement (Horizontal):

Channel No.	Frequency (MHz)	Correct Factor (dB)	Reading Level (dBuV)	Emission Level (dBuV/m)	Peak Limit (dBuV/m)	Average Limit (dBuV/m)	Result
03 (Peak)	2389.000	31.505	35.895	67.400	74.00	54.00	Pass
03 (Peak)	2390.000	31.509	34.514	66.023	74.00	54.00	Pass
03 (Peak)	2400.000	31.561	48.792	80.353	--	--	--
03 (Peak)	2418.200	31.686	72.529	104.215	--	--	--
03 (Average)	2390.000	31.509	21.734	53.243	74.00	54.00	Pass
03 (Average)	2400.000	31.561	35.706	67.267	--	--	--
03 (Average)	2428.400	31.764	60.550	92.314	--	--	--

Figure Channel 03: Horizontal (Peak)

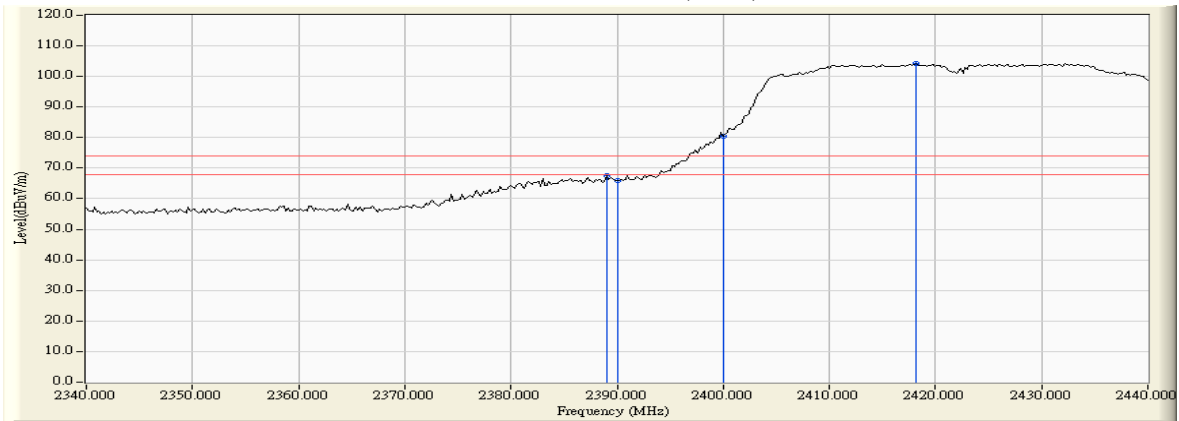
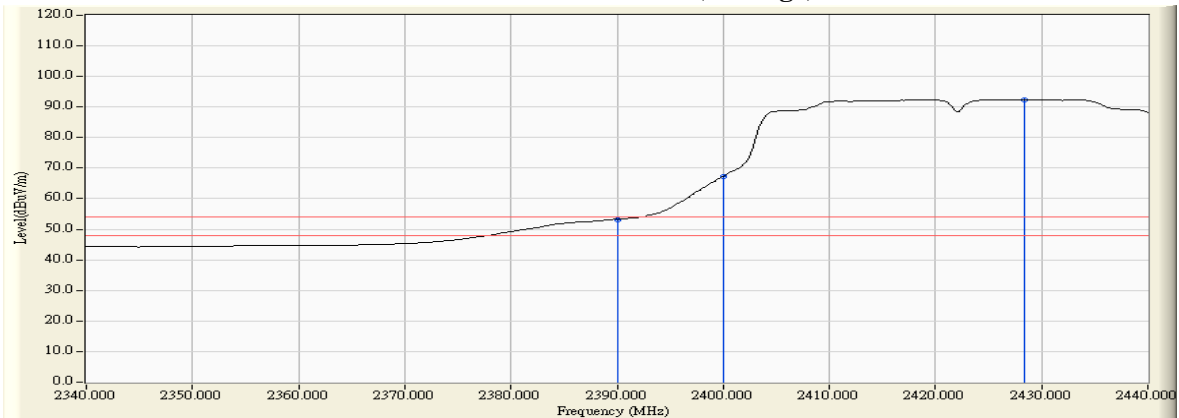


Figure Channel 03: Horizontal (Average)



Note:

1. All readings above 1GHz are performed with peak and/or average measurements as necessary.
2. Peak measurements: RBW = 1MHz, VBW = 3 MHz, Sweep: Auto.
3. Average measurements: RBW = 1MHz, VBW = 10 Hz, Sweep: Auto.
4. “ * ”, means this data is the worst emission level.
5. Measurement Level = Reading Level + Correct Factor.
6. The average measurement was not performed when the peak measured data under the limit of average detection.

Product : Intel® Dual Band Wireless-AC 8260
 Test Item : Band Edge
 Test Site : No.3 OATS
 Test Mode : Mode 1 SISO A: Transmit - 802.11n-40BW_15Mbps(2.4G Band)
 Test Date : 2016/09/23

RF Radiated Measurement (Vertical):

Channel No.	Frequency (MHz)	Correct Factor (dB)	Reading Level (dBuV)	Emission Level (dBuV/m)	Peak Limit (dBuV/m)	Average Limit (dBuV/m)	Result
03 (Peak)	2383.400	30.946	36.402	67.348	74.00	54.00	Pass
03 (Peak)	2390.000	30.915	35.817	66.732	74.00	54.00	Pass
03 (Peak)	2400.000	30.912	50.987	81.899	--	--	--
03 (Peak)	2425.800	31.044	75.843	106.886	--	--	--
03 (Average)	2390.000	30.915	22.079	52.994	74.00	54.00	Pass
03 (Average)	2400.000	30.912	36.701	67.613	--	--	--
03 (Average)	2428.400	31.060	63.965	95.026	--	--	--

Figure Channel 03: Vertical (Peak)

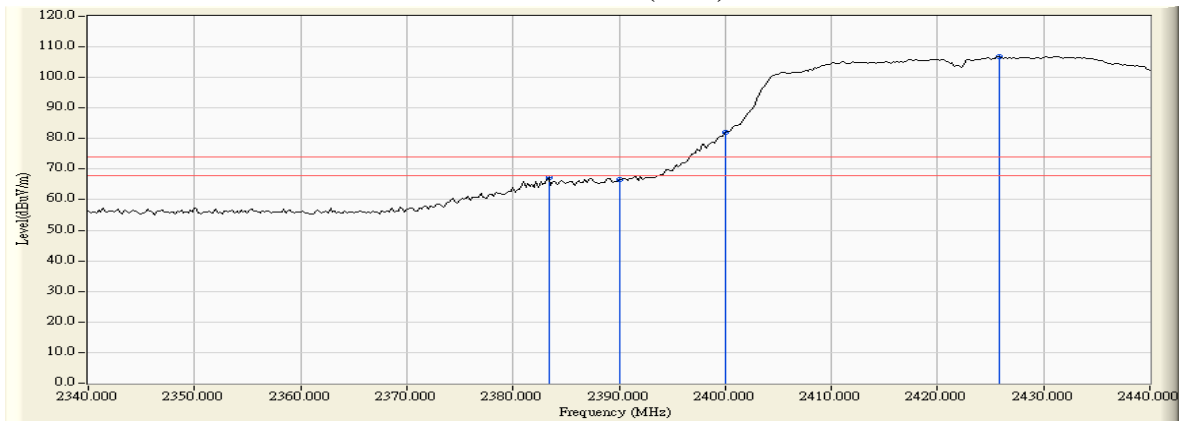
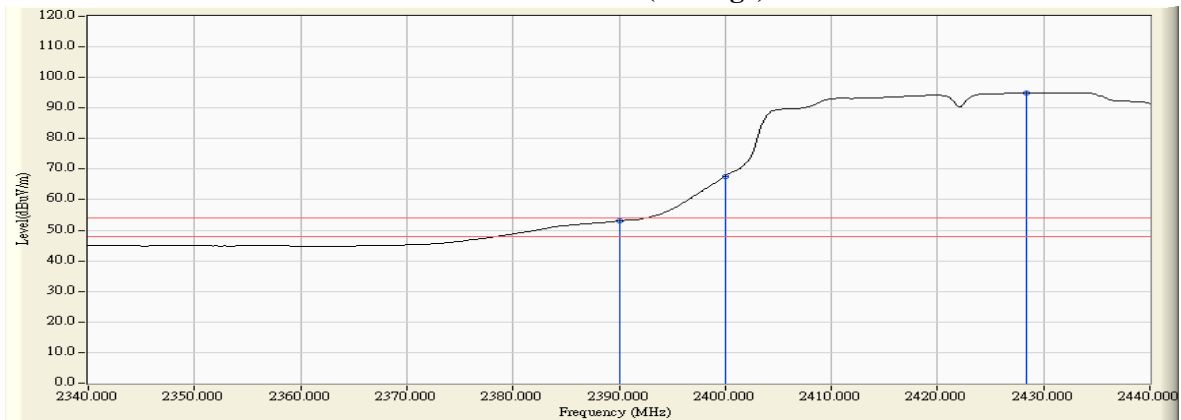


Figure Channel 03: Vertical (Average)



Note:

1. All readings above 1GHz are performed with peak and/or average measurements as necessary.
2. Peak measurements: RBW = 1MHz, VBW = 3 MHz, Sweep: Auto.
3. Average measurements: RBW = 1MHz, VBW = 10 Hz, Sweep: Auto.
4. “ * ”, means this data is the worst emission level.
5. Measurement Level = Reading Level + Correct Factor.
6. The average measurement was not performed when the peak measured data under the limit of average detection.

Product : Intel® Dual Band Wireless-AC 8260
 Test Item : Band Edge
 Test Site : No.3 OATS
 Test Mode : Mode 1 SISO A: Transmit - 802.11n-40BW_15Mbps(2.4G Band)
 Test Date : 2016/09/23

RF Radiated Measurement (Horizontal):

Channel No.	Frequency (MHz)	Correct Factor (dB)	Reading Level (dBuV)	Emission Level (dBuV/m)	Peak Limit (dBuV/m)	Average Limit (dBuV/m)	Result
04 (Peak)	2386.800	31.497	36.332	67.829	74.00	54.00	Pass
04 (Peak)	2390.000	31.509	35.214	66.723	74.00	54.00	Pass
04 (Peak)	2400.000	31.561	38.391	69.952	--	--	--
04 (Peak)	2419.200	31.694	73.047	104.740	--	--	--
04 (Average)	2390.000	31.509	21.440	52.949	74.00	54.00	Pass
04 (Average)	2400.000	31.561	26.082	57.643	--	--	--
04 (Average)	2424.400	31.733	61.293	93.026	--	--	--

Figure Channel 04: Horizontal (Peak)

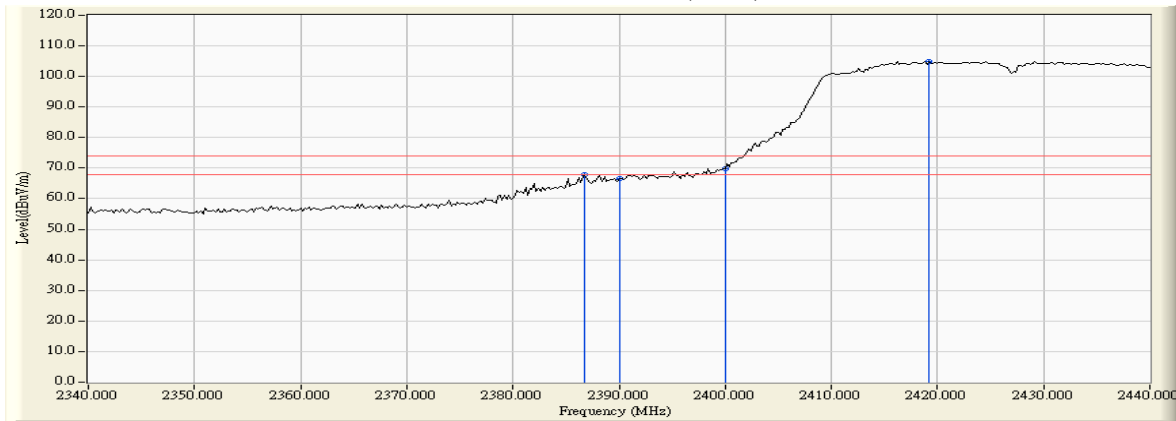
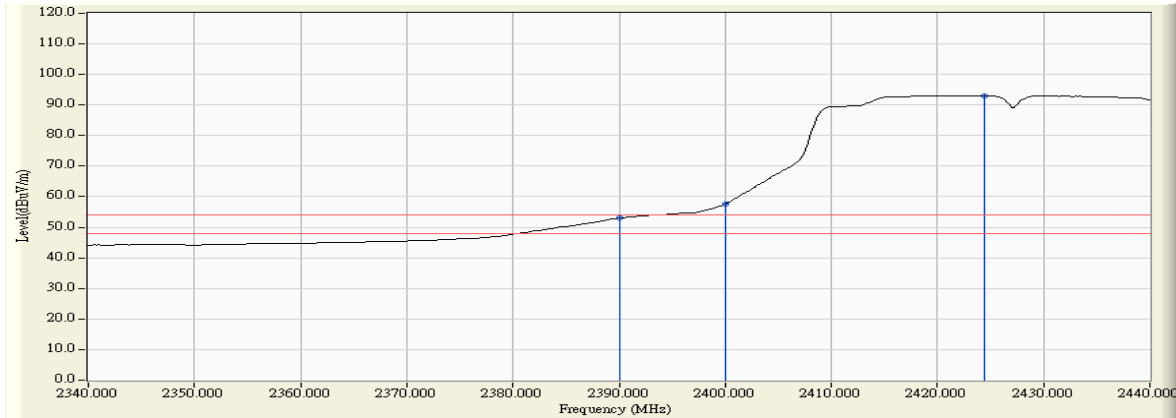


Figure Channel 04: Horizontal (Average)



Note:

1. All readings above 1GHz are performed with peak and/or average measurements as necessary.
2. Peak measurements: RBW = 1MHz, VBW = 3 MHz, Sweep: Auto.
3. Average measurements: RBW = 1MHz, VBW = 10 Hz, Sweep: Auto.
4. “ * ”, means this data is the worst emission level.
5. Measurement Level = Reading Level + Correct Factor.
6. The average measurement was not performed when the peak measured data under the limit of average detection.

Product : Intel® Dual Band Wireless-AC 8260
 Test Item : Band Edge
 Test Site : No.3 OATS
 Test Mode : Mode 1 SISO A: Transmit - 802.11n-40BW_15Mbps(2.4G Band)
 Test Date : 2016/09/23

RF Radiated Measurement (Vertical):

Channel No.	Frequency (MHz)	Correct Factor (dB)	Reading Level (dBuV)	Emission Level (dBuV/m)	Peak Limit (dBuV/m)	Average Limit (dBuV/m)	Result
04 (Peak)	2390.000	30.915	36.027	66.942	74.00	54.00	Pass
04 (Peak)	2400.000	30.912	39.583	70.495	--	--	--
04 (Peak)	2430.800	31.077	76.432	107.509	--	--	--
04 (Average)	2390.000	30.915	21.550	52.465	74.00	54.00	Pass
04 (Average)	2400.000	30.912	26.982	57.894	--	--	--
04 (Average)	2436.200	31.113	64.351	95.465	--	--	--

Figure Channel 04: Vertical (Peak)

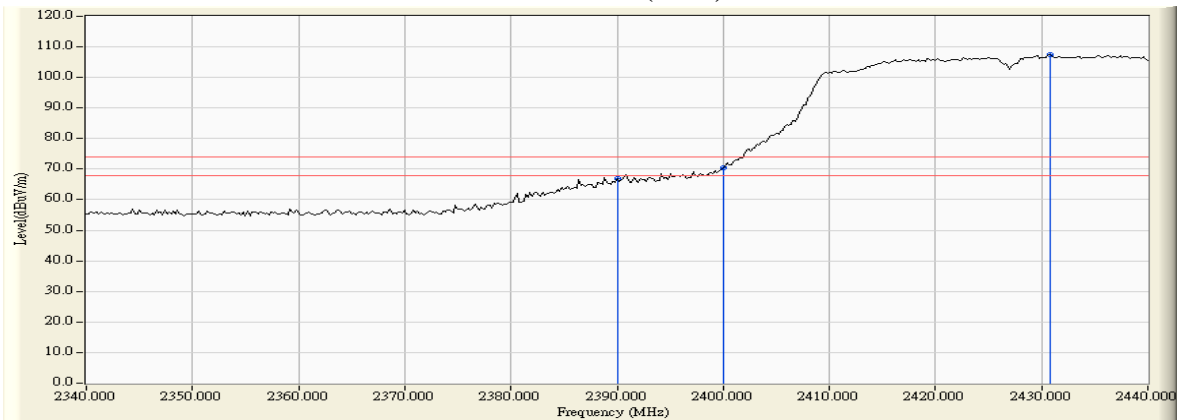
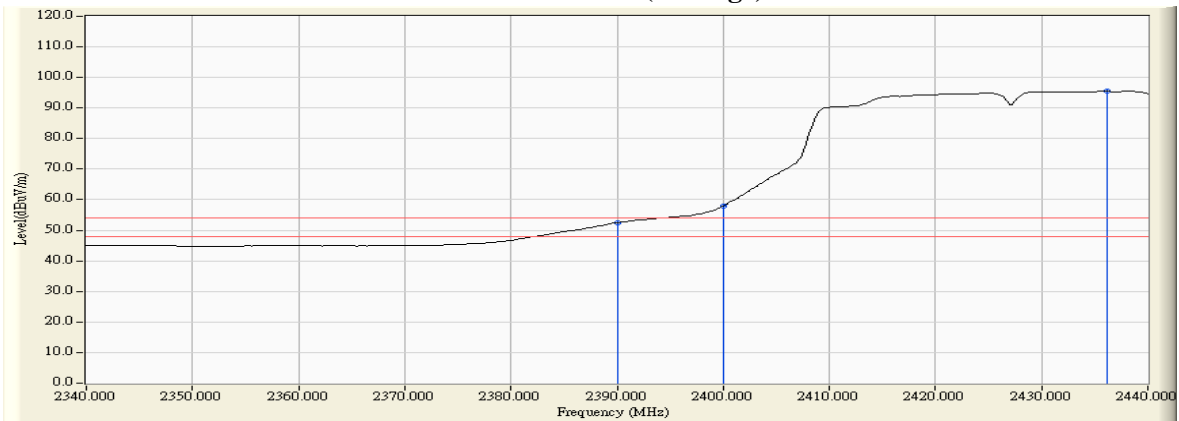


Figure Channel 04: Vertical (Average)



Note:

1. All readings above 1GHz are performed with peak and/or average measurements as necessary.
2. Peak measurements: RBW = 1MHz, VBW = 3 MHz, Sweep: Auto.
3. Average measurements: RBW = 1MHz, VBW = 10 Hz, Sweep: Auto.
4. “ * ”, means this data is the worst emission level.
5. Measurement Level = Reading Level + Correct Factor.
6. The average measurement was not performed when the peak measured data under the limit of average detection.

Product : Intel® Dual Band Wireless-AC 8260
 Test Item : Band Edge
 Test Site : No.3 OATS
 Test Mode : Mode 1 SISO A: Transmit - 802.11n-40BW_15Mbps(2.4G Band)
 Test Date : 2016/09/23

RF Radiated Measurement (Horizontal):

Channel No.	Frequency (MHz)	Correct Factor (dB)	Reading Level (dBuV)	Emission Level (dBuV/m)	Peak Limit (dBuV/m)	Average Limit (dBuV/m)	Result
06 (Peak)	2390.000	31.509	32.803	64.312	74.00	54.00	Pass
06 (Peak)	2400.000	31.561	38.059	69.620	--	--	--
06 (Peak)	2429.600	31.773	74.379	106.152	--	--	--
06 (Average)	2390.000	31.509	18.398	49.907	74.00	54.00	Pass
06 (Average)	2400.000	31.561	23.751	55.312	--	--	--
06 (Average)	2434.400	31.809	62.360	94.170	--	--	--

Figure Channel 06: Horizontal (Peak)

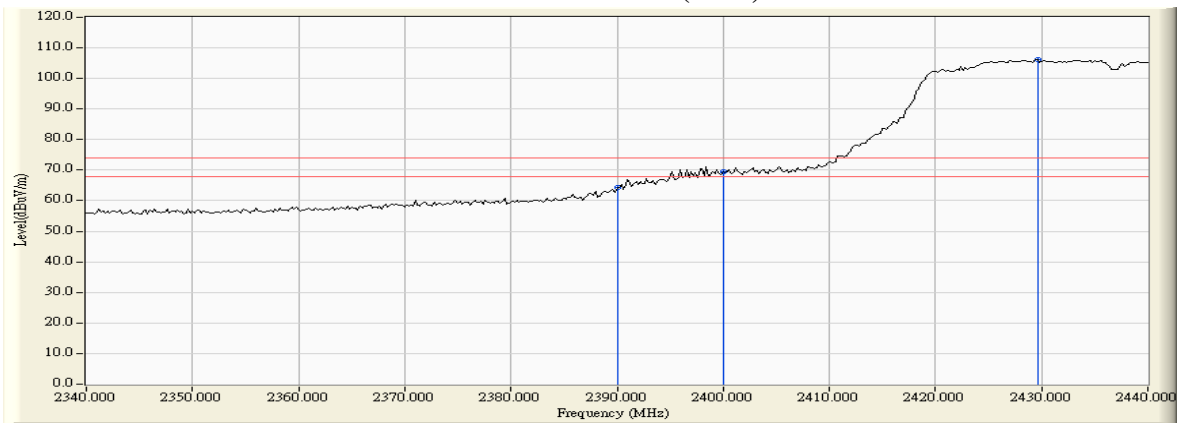
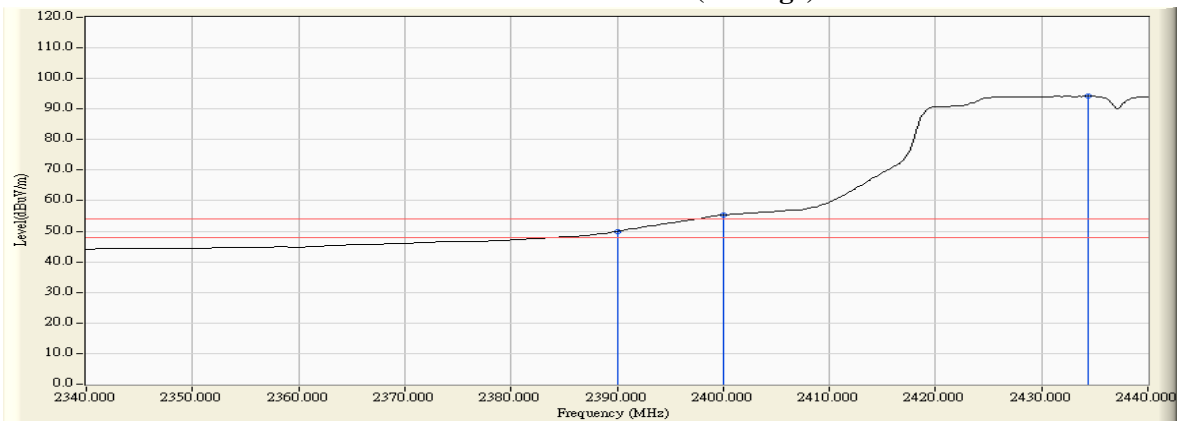


Figure Channel 06: Horizontal (Average)



Note:

1. All readings above 1GHz are performed with peak and/or average measurements as necessary.
2. Peak measurements: RBW = 1MHz, VBW = 3 MHz, Sweep: Auto.
3. Average measurements: RBW = 1MHz, VBW = 10 Hz, Sweep: Auto.
4. “ * ”, means this data is the worst emission level.
5. Measurement Level = Reading Level + Correct Factor.
6. The average measurement was not performed when the peak measured data under the limit of average detection.

Product : Intel® Dual Band Wireless-AC 8260
 Test Item : Band Edge
 Test Site : No.3 OATS
 Test Mode : Mode 1 SISO A: Transmit - 802.11n-40BW_15Mbps(2.4G Band)
 Test Date : 2016/09/23

RF Radiated Measurement (Vertical):

Channel No.	Frequency (MHz)	Correct Factor (dB)	Reading Level (dBuV)	Emission Level (dBuV/m)	Peak Limit (dBuV/m)	Average Limit (dBuV/m)	Result
06 (Peak)	2390.000	30.915	33.279	64.194	74.00	54.00	Pass
06 (Peak)	2400.000	30.912	38.695	69.607	--	--	--
06 (Peak)	2429.600	31.069	77.694	108.763	--	--	--
06 (Average)	2390.000	30.915	18.492	49.407	74.00	54.00	Pass
06 (Average)	2400.000	30.912	24.966	55.878	--	--	--
06 (Average)	2439.400	31.135	65.747	96.882	--	--	--

Figure Channel 06: Vertical (Peak)

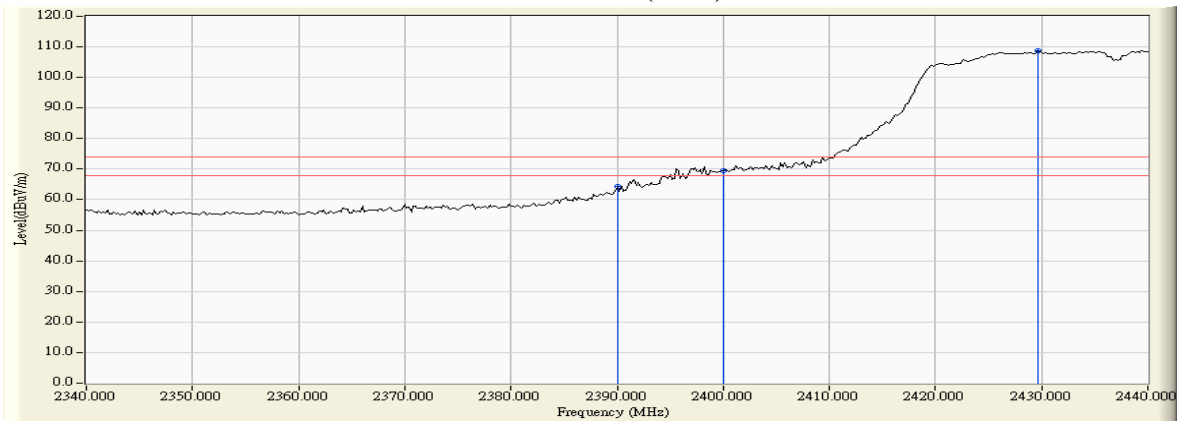
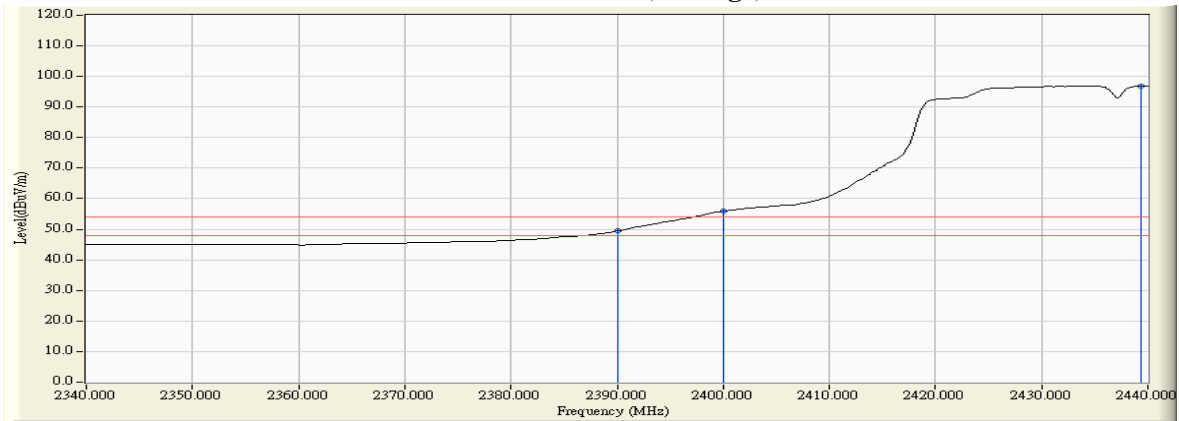


Figure Channel 06: Vertical (Average)



Note:

1. All readings above 1GHz are performed with peak and/or average measurements as necessary.
2. Peak measurements: RBW = 1MHz, VBW = 3 MHz, Sweep: Auto.
3. Average measurements: RBW = 1MHz, VBW = 10 Hz, Sweep: Auto.
4. “ * ”, means this data is the worst emission level.
5. Measurement Level = Reading Level + Correct Factor.
6. The average measurement was not performed when the peak measured data under the limit of average detection.

Product : Intel® Dual Band Wireless-AC 8260
 Test Item : Band Edge
 Test Site : No.3 OATS
 Test Mode : Mode 1 SISO A: Transmit - 802.11n-40BW_15Mbps(2.4G Band)
 Test Date : 2016/09/23

RF Radiated Measurement (Horizontal):

Channel No.	Frequency (MHz)	Correct Factor (dB)	Reading Level (dBuV)	Emission Level (dBuV/m)	Peak Limit (dBuV/m)	Average Limit (dBuV/m)	Result
06 (Peak)	2445.300	31.892	73.827	105.720	--	--	--
06 (Peak)	2483.500	32.182	32.103	64.285	74.00	54.00	Pass
06 (Average)	2434.300	31.809	62.379	94.188	--	--	--
06 (Average)	2483.500	32.182	17.382	49.564	74.00	54.00	Pass

Figure Channel 06: Horizontal (Peak)

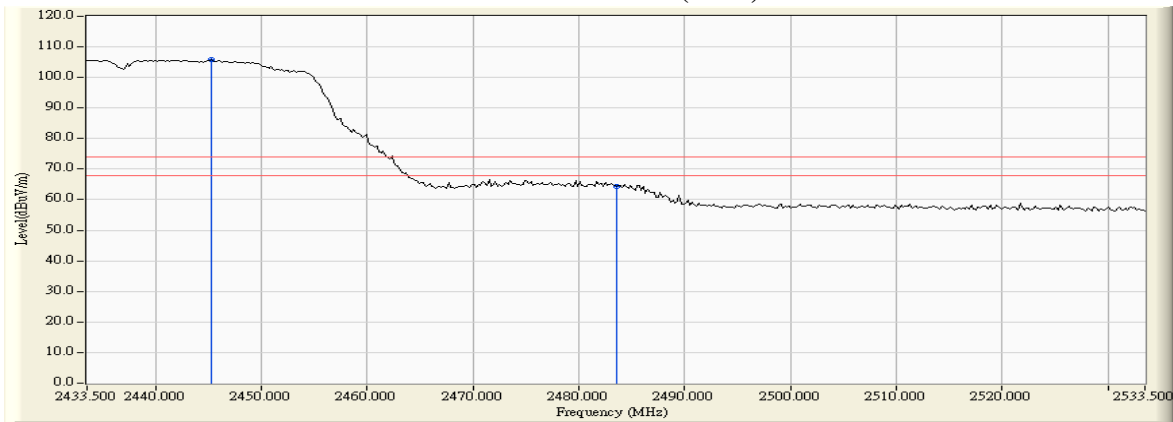
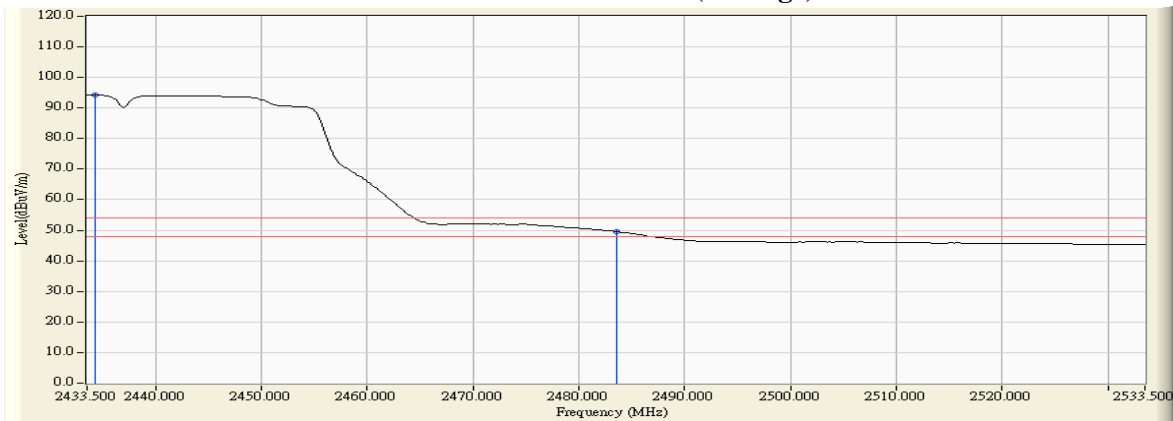


Figure Channel 06: Horizontal (Average)



Note:

1. All readings above 1GHz are performed with peak and/or average measurements as necessary.
2. Peak measurements: RBW = 1MHz, VBW = 3 MHz, Sweep: Auto.
3. Average measurements: RBW = 1MHz, VBW = 10 Hz, Sweep: Auto.
4. “ * ”, means this data is the worst emission level.
5. Measurement Level = Reading Level + Correct Factor.
6. The average measurement was not performed when the peak measured data under the limit of average detection.

Product : Intel® Dual Band Wireless-AC 8260
 Test Item : Band Edge
 Test Site : No.3 OATS
 Test Mode : Mode 1 SISO A: Transmit - 802.11n-40BW_15Mbps(2.4G Band)
 Test Date : 2016/09/23

RF Radiated Measurement (Vertical):

Channel No.	Frequency (MHz)	Correct Factor (dB)	Reading Level (dBuV)	Emission Level (dBuV/m)	Peak Limit (dBuV/m)	Average Limit (dBuV/m)	Result
06 (Peak)	2440.700	31.145	77.778	108.922	--	--	--
06 (Peak)	2483.500	31.435	34.678	66.113	74.00	54.00	Pass
06 (Average)	2445.700	31.178	65.888	97.066	--	--	--
06 (Average)	2483.500	31.435	19.488	50.923	74.00	54.00	Pass

Figure Channel 06: Vertical (Peak)

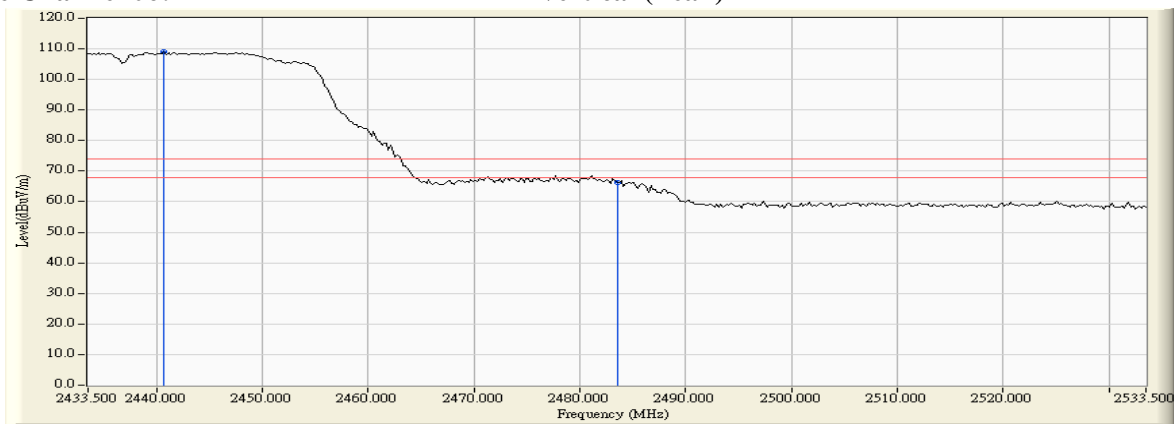
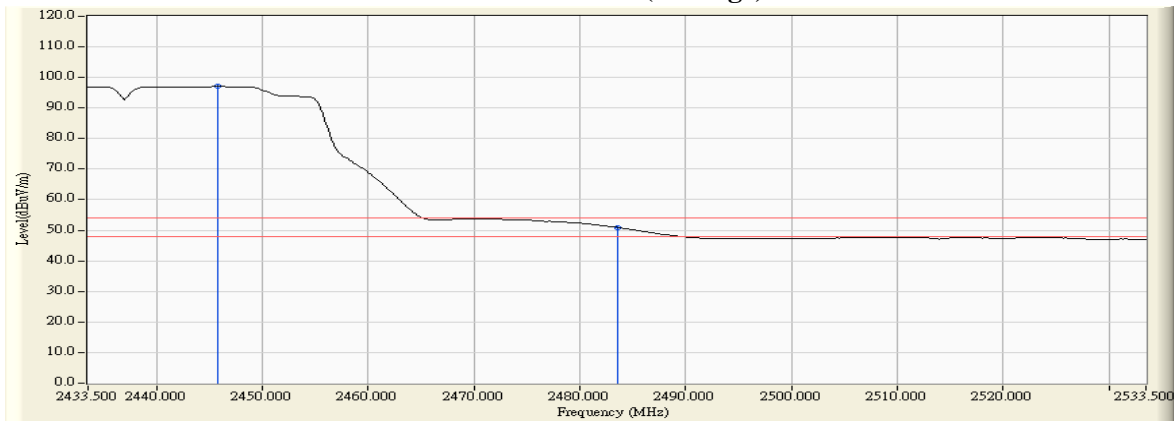


Figure Channel 06: Vertical (Average)



Note:

1. All readings above 1GHz are performed with peak and/or average measurements as necessary.
2. Peak measurements: RBW = 1MHz, VBW = 3 MHz, Sweep: Auto.
3. Average measurements: RBW = 1MHz, VBW = 10 Hz, Sweep: Auto.
4. “ * ”, means this data is the worst emission level.
5. Measurement Level = Reading Level + Correct Factor.
6. The average measurement was not performed when the peak measured data under the limit of average detection.

Product : Intel® Dual Band Wireless-AC 8260
 Test Item : Band Edge
 Test Site : No.3 OATS
 Test Mode : Mode 1 SISO A: Transmit - 802.11n-40BW_15Mbps(2.4G Band)
 Test Date : 2016/09/23

RF Radiated Measurement (Horizontal):

Channel No.	Frequency (MHz)	Correct Factor (dB)	Reading Level (dBuV)	Emission Level (dBuV/m)	Peak Limit (dBuV/m)	Average Limit (dBuV/m)	Result
07 (Peak)	2445.500	31.894	73.494	105.388	--	--	--
07 (Peak)	2483.500	32.182	31.200	63.382	74.00	54.00	Pass
07 (Peak)	2488.900	32.223	32.033	64.256	74.00	54.00	Pass
07 (Average)	2433.500	31.803	61.787	93.590	--	--	--
07 (Average)	2483.500	32.182	17.585	49.767	74.00	54.00	Pass

Figure Channel 07: Horizontal (Peak)

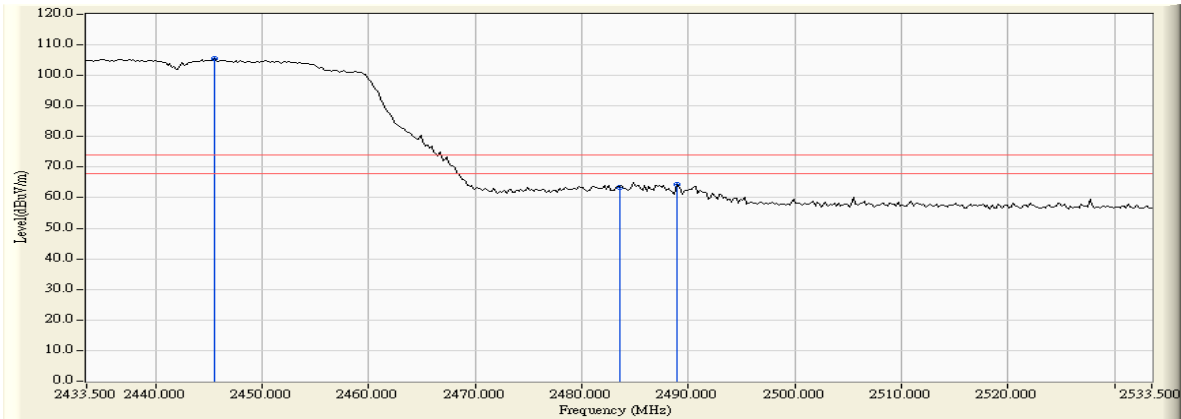
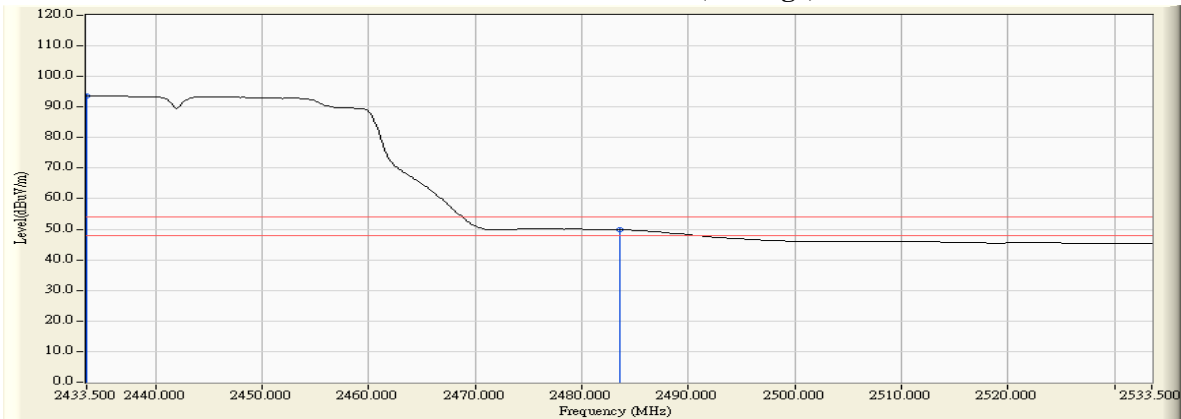


Figure Channel 07: Horizontal (Average)



Note:

1. All readings above 1GHz are performed with peak and/or average measurements as necessary.
2. Peak measurements: RBW = 1MHz, VBW = 3 MHz, Sweep: Auto.
3. Average measurements: RBW = 1MHz, VBW = 10 Hz, Sweep: Auto.
4. “ * ”, means this data is the worst emission level.
5. Measurement Level = Reading Level + Correct Factor.
6. The average measurement was not performed when the peak measured data under the limit of average detection.

Product : Intel® Dual Band Wireless-AC 8260
 Test Item : Band Edge
 Test Site : No.3 OATS
 Test Mode : Mode 1 SISO A: Transmit - 802.11n-40BW_15Mbps(2.4G Band)
 Test Date : 2016/09/23

RF Radiated Measurement (Vertical):

Channel No.	Frequency (MHz)	Correct Factor (dB)	Reading Level (dBuV)	Emission Level (dBuV/m)	Peak Limit (dBuV/m)	Average Limit (dBuV/m)	Result
07 (Peak)	2434.900	31.105	76.526	107.631	--	--	--
07 (Peak)	2483.500	31.435	31.738	63.173	74.00	54.00	Pass
07 (Peak)	2487.111	31.460	33.470	64.930	74.00	54.00	Pass
07 (Average)	2446.903	31.186	64.861	96.047	--	--	--
07 (Average)	2483.500	31.435	19.715	51.150	74.00	54.00	Pass

Figure Channel 07: Vertical (Peak)

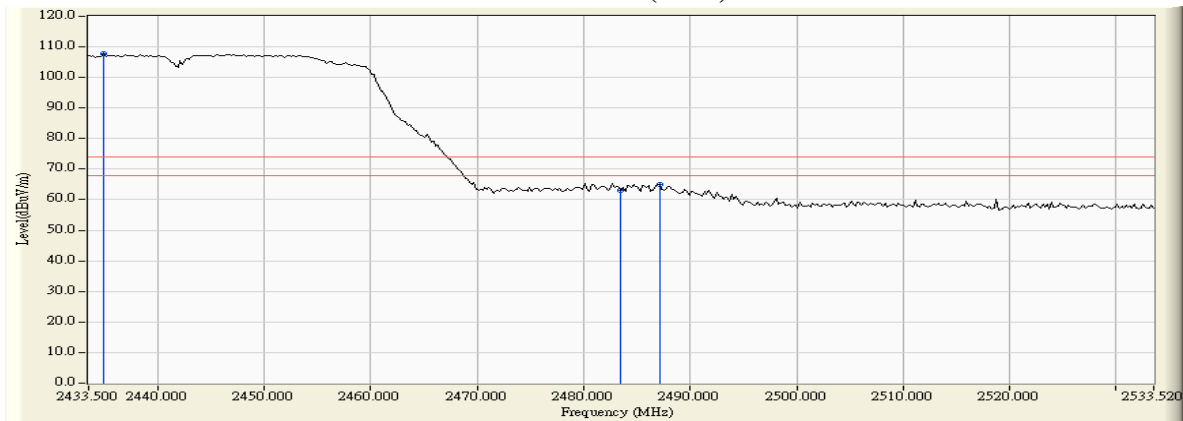
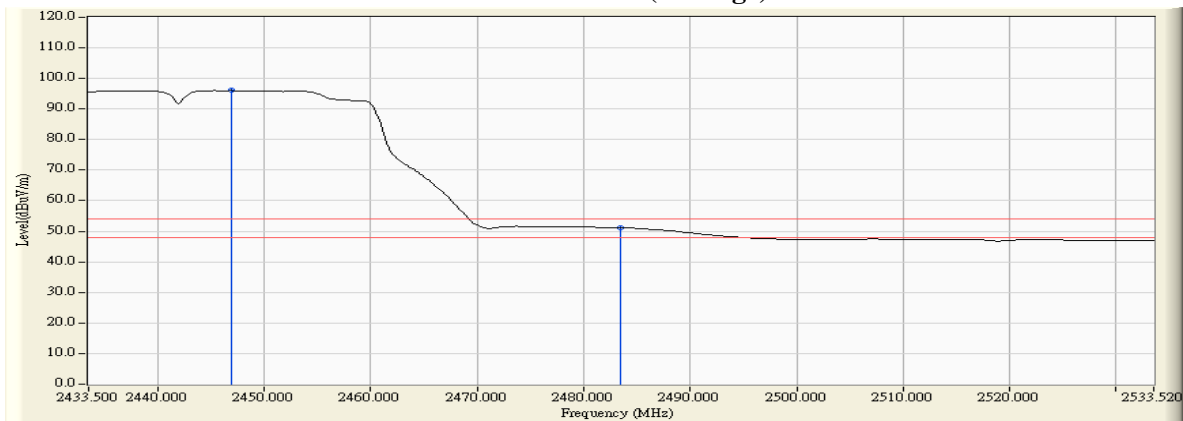


Figure Channel 07: Vertical (Average)



Note:

1. All readings above 1GHz are performed with peak and/or average measurements as necessary.
2. Peak measurements: RBW = 1MHz, VBW = 3 MHz, Sweep: Auto.
3. Average measurements: RBW = 1MHz, VBW = 10 Hz, Sweep: Auto.
4. “ * ”, means this data is the worst emission level.
5. Measurement Level = Reading Level + Correct Factor.
6. The average measurement was not performed when the peak measured data under the limit of average detection.

Product : Intel® Dual Band Wireless-AC 8260
 Test Item : Band Edge
 Test Site : No.3 OATS
 Test Mode : Mode 1 SISO A: Transmit - 802.11n-40BW_15Mbps(2.4G Band)
 Test Date : 2016/09/23

RF Radiated Measurement (Horizontal):

Channel No.	Frequency (MHz)	Correct Factor (dB)	Reading Level (dBuV)	Emission Level (dBuV/m)	Peak Limit (dBuV/m)	Average Limit (dBuV/m)	Result
08 (Peak)	2436.100	31.822	72.644	104.467	--	--	--
08 (Peak)	2483.500	32.182	29.525	61.707	74.00	54.00	Pass
08 (Peak)	2489.300	32.226	31.549	63.775	74.00	54.00	Pass
08 (Average)	2435.700	31.820	60.743	92.563	--	--	--
08 (Average)	2483.500	32.182	16.908	49.090	74.00	54.00	Pass

Figure Channel 08: Horizontal (Peak)

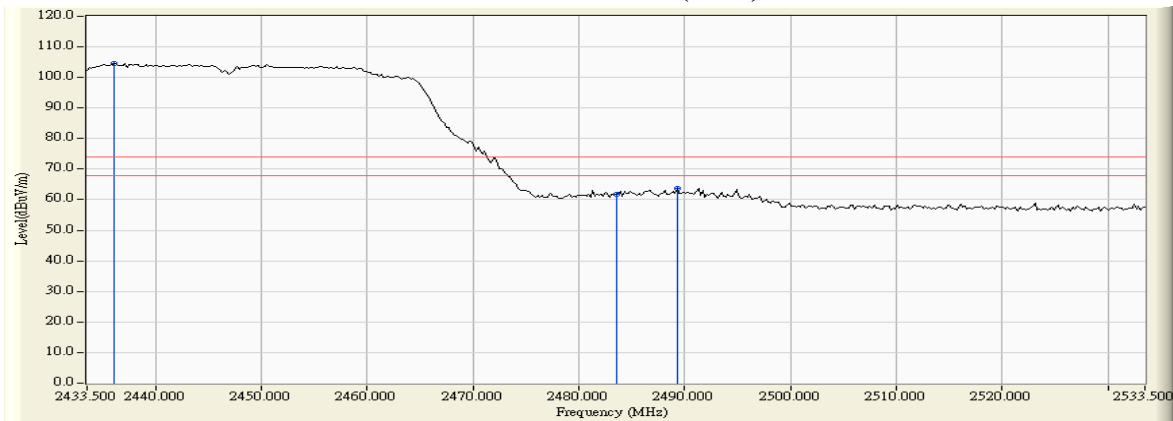
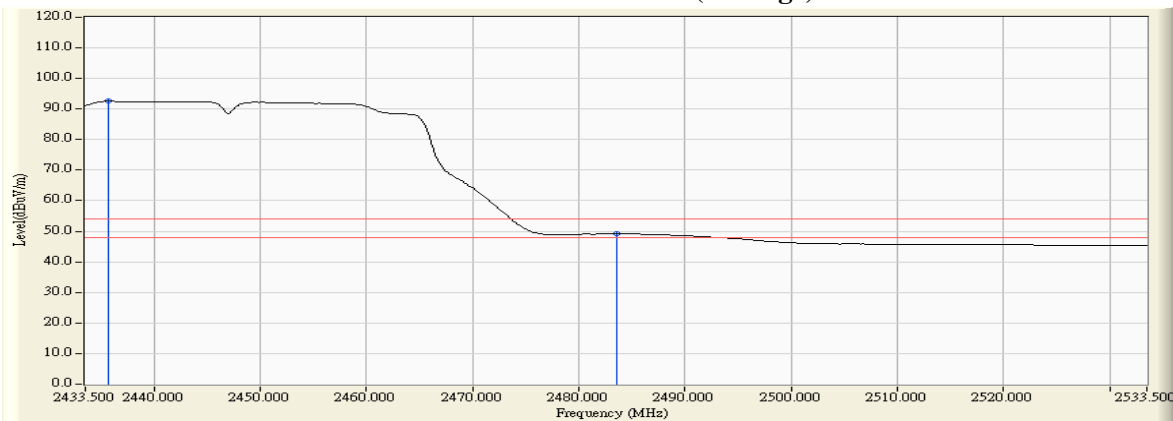


Figure Channel 08: Horizontal (Average)



Note:

1. All readings above 1GHz are performed with peak and/or average measurements as necessary.
2. Peak measurements: RBW = 1MHz, VBW = 3 MHz, Sweep: Auto.
3. Average measurements: RBW = 1MHz, VBW = 10 Hz, Sweep: Auto.
4. “ * ”, means this data is the worst emission level.
5. Measurement Level = Reading Level + Correct Factor.
6. The average measurement was not performed when the peak measured data under the limit of average detection.

Product : Intel® Dual Band Wireless-AC 8260
 Test Item : Band Edge
 Test Site : No.3 OATS
 Test Mode : Mode 1 SISO A: Transmit - 802.11n-40BW_15Mbps(2.4G Band)
 Test Date : 2016/09/23

RF Radiated Measurement (Vertical):

Channel No.	Frequency (MHz)	Correct Factor (dB)	Reading Level (dBuV)	Emission Level (dBuV/m)	Peak Limit (dBuV/m)	Average Limit (dBuV/m)	Result
08 (Peak)	2442.902	31.159	76.124	107.283	--	--	--
08 (Peak)	2483.500	31.435	31.142	62.577	74.00	54.00	Pass
08 (Peak)	2491.312	31.489	32.264	63.752	74.00	54.00	Pass
08 (Average)	2453.304	31.230	64.370	95.601	--	--	--
08 (Average)	2483.500	31.435	18.507	49.942	74.00	54.00	Pass

Figure Channel 08: Vertical (Peak)

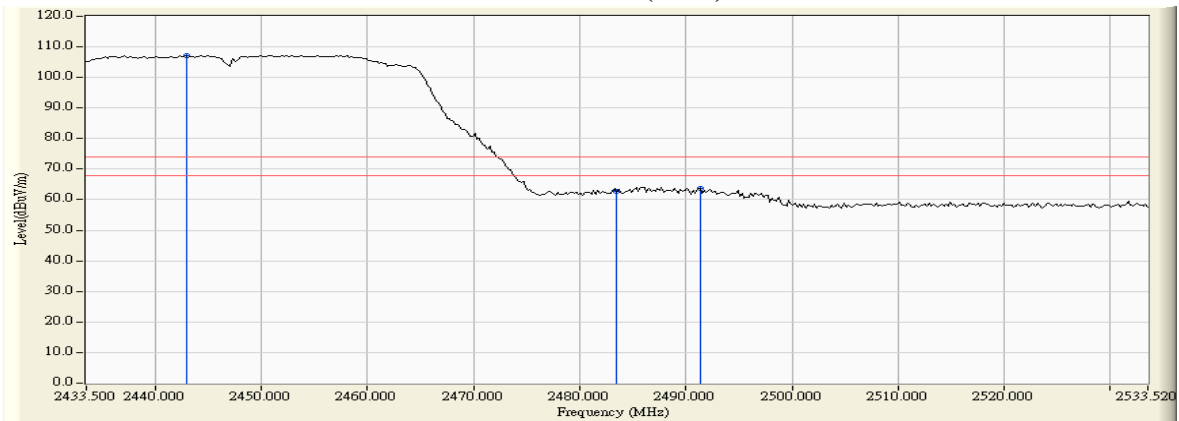
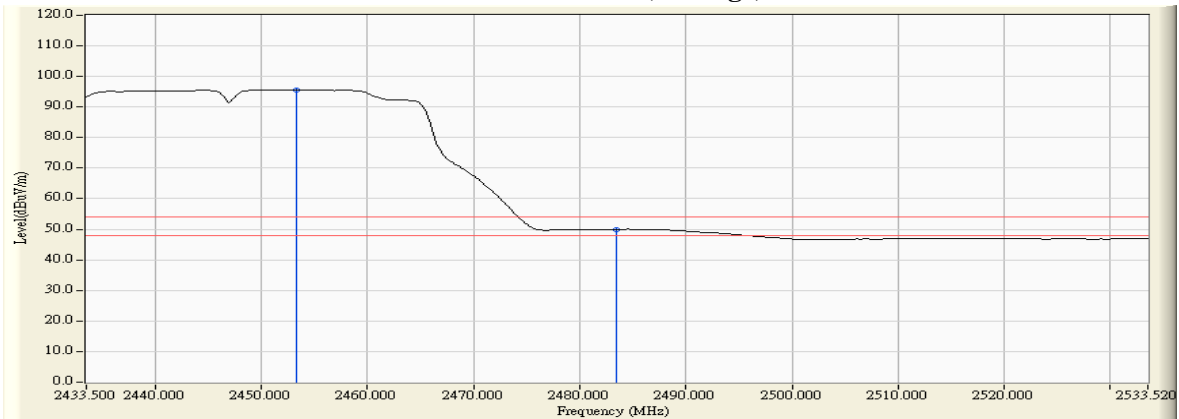


Figure Channel 08: Vertical (Average)



Note:

1. All readings above 1GHz are performed with peak and/or average measurements as necessary.
2. Peak measurements: RBW = 1MHz, VBW = 3 MHz, Sweep: Auto.
3. Average measurements: RBW = 1MHz, VBW = 10 Hz, Sweep: Auto.
4. “ * ”, means this data is the worst emission level.
5. Measurement Level = Reading Level + Correct Factor.
6. The average measurement was not performed when the peak measured data under the limit of average detection.

Product : Intel® Dual Band Wireless-AC 8260
 Test Item : Band Edge
 Test Site : No.3 OATS
 Test Mode : Mode 1 SISO A: Transmit - 802.11n-40BW_15Mbps(2.4G Band)
 Test Date : 2016/09/23

RF Radiated Measurement (Horizontal):

Channel No.	Frequency (MHz)	Correct Factor (dB)	Reading Level (dBuV)	Emission Level (dBuV/m)	Peak Limit (dBuV/m)	Average Limit (dBuV/m)	Result
09 (Peak)	2455.700	31.972	72.588	104.560	--	--	--
09 (Peak)	2483.500	32.182	32.549	64.731	74.00	54.00	Pass
09 (Peak)	2492.900	32.254	33.792	66.045	74.00	54.00	Pass
09 (Average)	2443.500	31.878	60.920	92.799	--	--	--
09 (Average)	2483.500	32.182	20.343	52.525	74.00	54.00	Pass

Figure Channel 09: Horizontal (Peak)

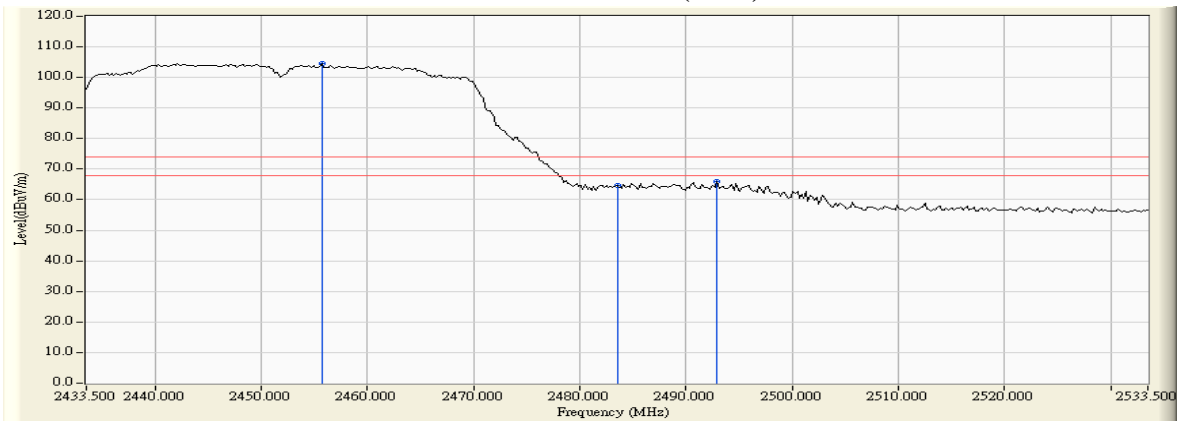
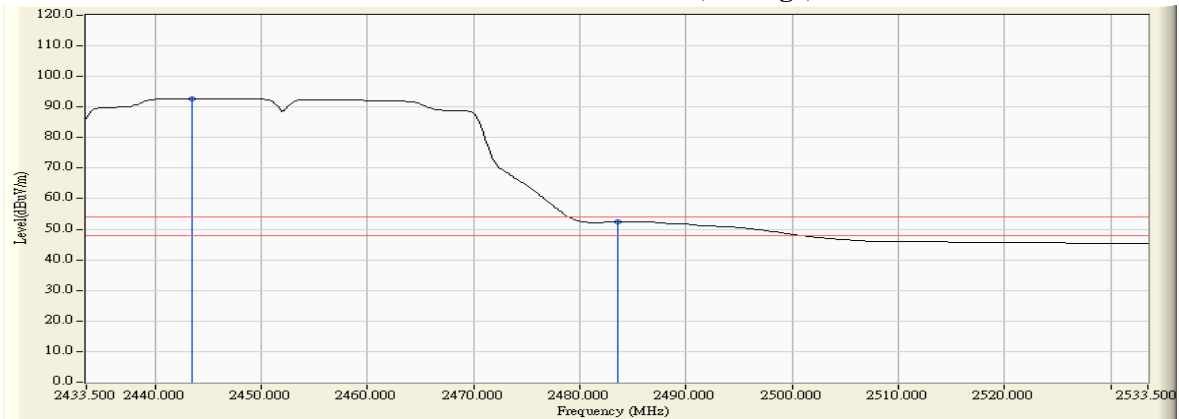


Figure Channel 09: Horizontal (Average)



Note:

1. All readings above 1GHz are performed with peak and/or average measurements as necessary.
2. Peak measurements: RBW = 1MHz, VBW = 3 MHz, Sweep: Auto.
3. Average measurements: RBW = 1MHz, VBW = 10 Hz, Sweep: Auto.
4. “ * ”, means this data is the worst emission level.
5. Measurement Level = Reading Level + Correct Factor.
6. The average measurement was not performed when the peak measured data under the limit of average detection.

Product : Intel® Dual Band Wireless-AC 8260
 Test Item : Band Edge
 Test Site : No.3 OATS
 Test Mode : Mode 1 SISO A: Transmit - 802.11n-40BW_15Mbps(2.4G Band)
 Test Date : 2016/09/23

RF Radiated Measurement (Vertical):

Channel No.	Frequency (MHz)	Correct Factor (dB)	Reading Level (dBuV)	Emission Level (dBuV/m)	Peak Limit (dBuV/m)	Average Limit (dBuV/m)	Result
09 (Peak)	2455.704	31.247	75.672	106.919	--	--	--
09 (Peak)	2483.500	31.435	35.291	66.726	74.00	54.00	Pass
09 (Peak)	2487.911	31.465	36.381	67.846	74.00	54.00	Pass
09 (Average)	2446.303	31.183	63.524	94.706	--	--	--
09 (Average)	2483.500	31.435	22.025	53.460	74.00	54.00	Pass

Figure Channel 09: Vertical (Peak)

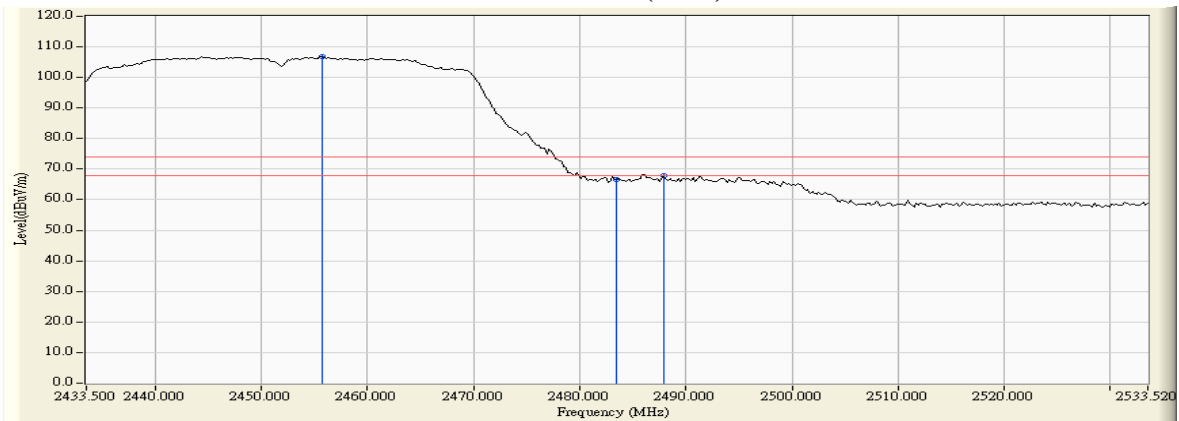
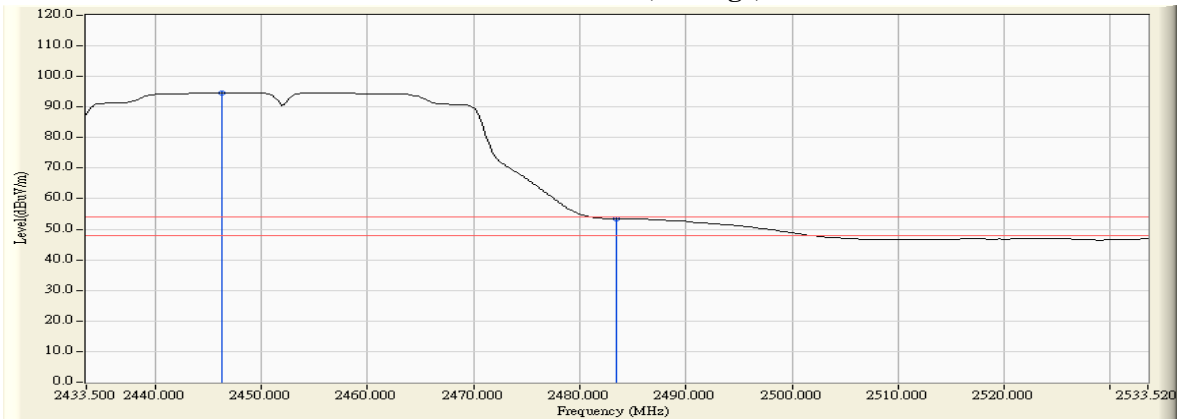


Figure Channel 09: Vertical (Average)



Note:

1. All readings above 1GHz are performed with peak and/or average measurements as necessary.
2. Peak measurements: RBW = 1MHz, VBW = 3 MHz, Sweep: Auto.
3. Average measurements: RBW = 1MHz, VBW = 10 Hz, Sweep: Auto.
4. “ * ”, means this data is the worst emission level.
5. Measurement Level = Reading Level + Correct Factor.
6. The average measurement was not performed when the peak measured data under the limit of average detection.

Product : Intel® Dual Band Wireless-AC 8260
 Test Item : Band Edge
 Test Site : No.3 OATS
 Test Mode : Mode 1 SISO A: Transmit - 802.11n-40BW_15Mbps(2.4G Band)
 Test Date : 2016/09/23

RF Radiated Measurement (Horizontal):

Channel No.	Frequency (MHz)	Correct Factor (dB)	Reading Level (dBuV)	Emission Level (dBuV/m)	Peak Limit (dBuV/m)	Average Limit (dBuV/m)	Result
10 (Peak)	2460.700	32.010	69.333	101.343	--	--	--
10 (Peak)	2483.500	32.182	32.231	64.413	74.00	54.00	Pass
10 (Average)	2450.700	31.934	57.704	89.638	--	--	--
10 (Average)	2483.500	32.182	20.615	52.797	74.00	54.00	Pass

Figure Channel 10: Horizontal (Peak)

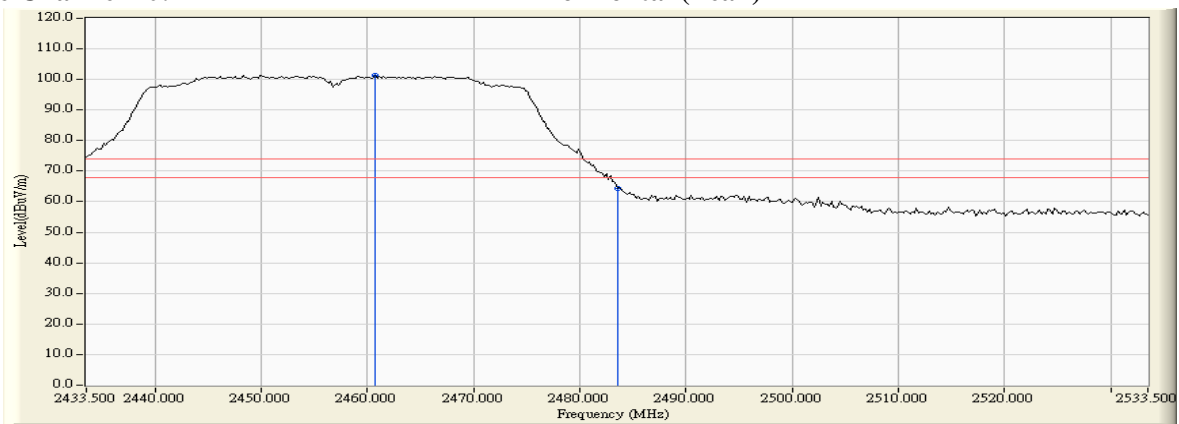
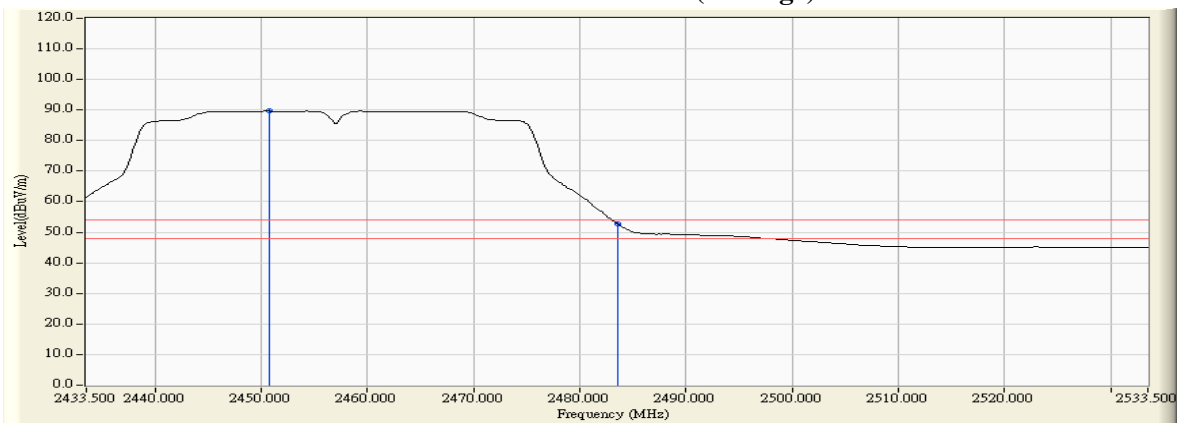


Figure Channel 10: Horizontal (Average)



Note:

1. All readings above 1GHz are performed with peak and/or average measurements as necessary.
2. Peak measurements: RBW = 1MHz, VBW = 3 MHz, Sweep: Auto.
3. Average measurements: RBW = 1MHz, VBW = 10 Hz, Sweep: Auto.
4. “ * ”, means this data is the worst emission level.
5. Measurement Level = Reading Level + Correct Factor.
6. The average measurement was not performed when the peak measured data under the limit of average detection.

Product : Intel® Dual Band Wireless-AC 8260
 Test Item : Band Edge
 Test Site : No.3 OATS
 Test Mode : Mode 1 SISO A: Transmit - 802.11n-40BW_15Mbps(2.4G Band)
 Test Date : 2016/09/23

RF Radiated Measurement (Vertical):

Channel No.	Frequency (MHz)	Correct Factor (dB)	Reading Level (dBuV)	Emission Level (dBuV/m)	Peak Limit (dBuV/m)	Average Limit (dBuV/m)	Result
10 (Peak)	2449.503	31.204	70.978	102.182	--	--	--
10 (Peak)	2483.500	31.435	35.217	66.652	74.00	54.00	Pass
10 (Average)	2454.704	31.241	58.988	90.228	--	--	--
10 (Average)	2483.500	31.435	22.001	53.436	74.00	54.00	Pass

Figure Channel 10: Vertical (Peak)

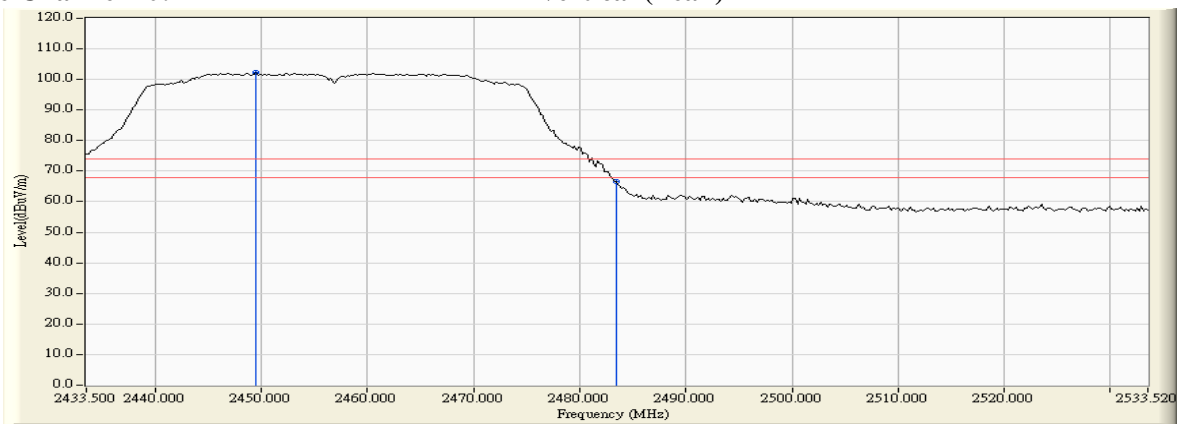
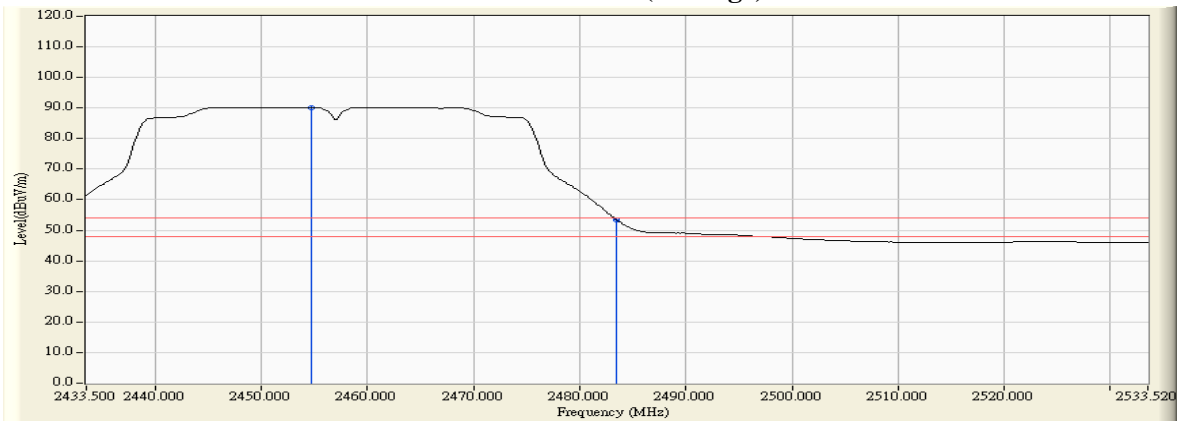


Figure Channel 10: Vertical (Average)



Note:

1. All readings above 1GHz are performed with peak and/or average measurements as necessary.
2. Peak measurements: RBW = 1MHz, VBW = 3 MHz, Sweep: Auto.
3. Average measurements: RBW = 1MHz, VBW = 10 Hz, Sweep: Auto.
4. “ * ”, means this data is the worst emission level.
5. Measurement Level = Reading Level + Correct Factor.
6. The average measurement was not performed when the peak measured data under the limit of average detection.

Product : Intel® Dual Band Wireless-AC 8260
 Test Item : Band Edge
 Test Site : No.3 OATS
 Test Mode : Mode 2 SISO B: Transmit (802.11b 1Mbps)
 Test Date : 2016/09/23

RF Radiated Measurement (Horizontal):

Channel No.	Frequency (MHz)	Correct Factor (dB)	Reading Level (dBuV)	Emission Level (dBuV/m)	Peak Limit (dBuV/m)	Average Limit (dBuV/m)	Result
01 (Peak)	2390.000	31.509	33.188	64.697	74.00	54.00	Pass
01 (Peak)	2400.000	31.561	41.669	73.230	--	--	--
01 (Peak)	2413.800	31.651	71.757	103.409	--	--	--
01 (Average)	2386.600	31.496	17.028	48.524	74.00	54.00	Pass
01 (Average)	2390.000	31.509	12.660	44.169	74.00	54.00	Pass
01 (Average)	2400.000	31.561	17.472	49.033	--	--	--
01 (Average)	2411.200	31.632	66.543	98.175	--	--	--

Figure Channel 01: Horizontal (Peak)

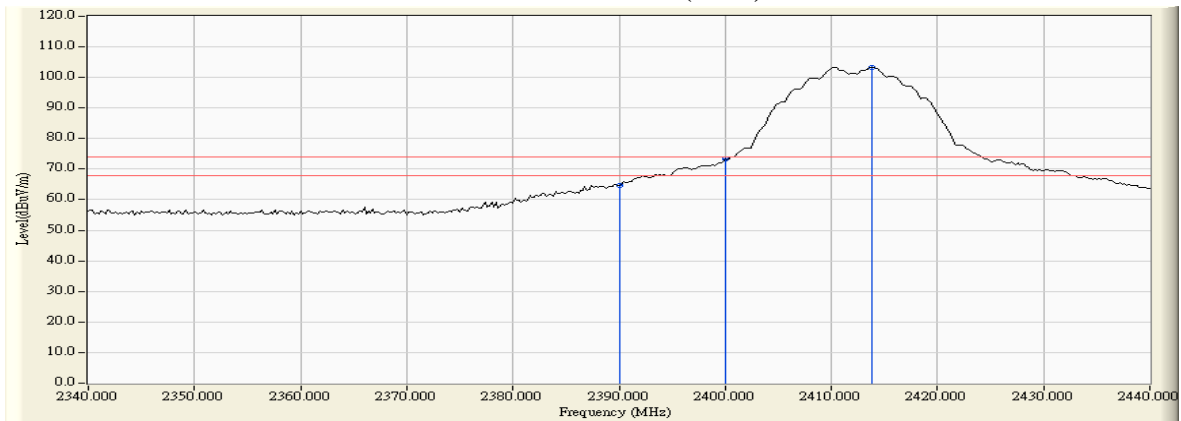
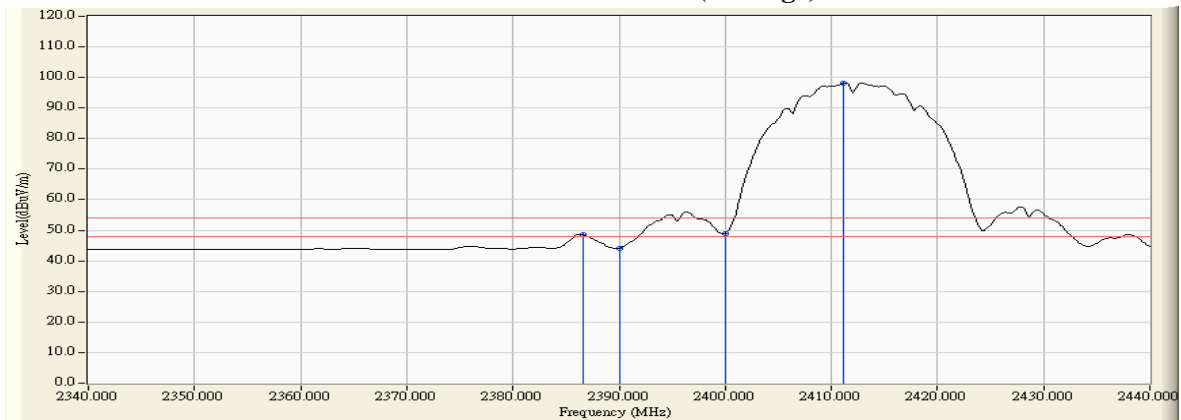


Figure Channel 01: Horizontal (Average)



Note:

1. All readings above 1GHz are performed with peak and/or average measurements as necessary.
2. Peak measurements: RBW = 1MHz, VBW = 3 MHz, Sweep: Auto.
3. Average measurements: RBW = 1MHz, VBW = 10 Hz, Sweep: Auto.
4. “ * ”, means this data is the worst emission level.
5. Measurement Level = Reading Level + Correct Factor.
6. The average measurement was not performed when the peak measured data under the limit of average detection.

Product : Intel® Dual Band Wireless-AC 8260
 Test Item : Band Edge
 Test Site : No.3 OATS
 Test Mode : Mode 2 SISO B: Transmit (802.11b 1Mbps)
 Test Date : 2016/09/23

RF Radiated Measurement (Vertical):

Channel No.	Frequency (MHz)	Correct Factor (dB)	Reading Level (dBuV)	Emission Level (dBuV/m)	Peak Limit (dBuV/m)	Average Limit (dBuV/m)	Result
01 (Peak)	2390.000	30.915	40.675	71.590	74.00	54.00	Pass
01 (Peak)	2400.000	30.912	49.925	80.837	--	--	--
01 (Peak)	2413.800	30.961	80.580	111.541	--	--	--
01 (Average)	2387.000	30.929	21.293	52.222	74.00	54.00	Pass
01 (Average)	2390.000	30.915	13.971	44.886	74.00	54.00	Pass
01 (Average)	2400.000	30.912	24.015	54.927	--	--	--
01 (Average)	2411.400	30.945	75.298	106.243	--	--	--

Figure Channel 01: Vertical (Peak)

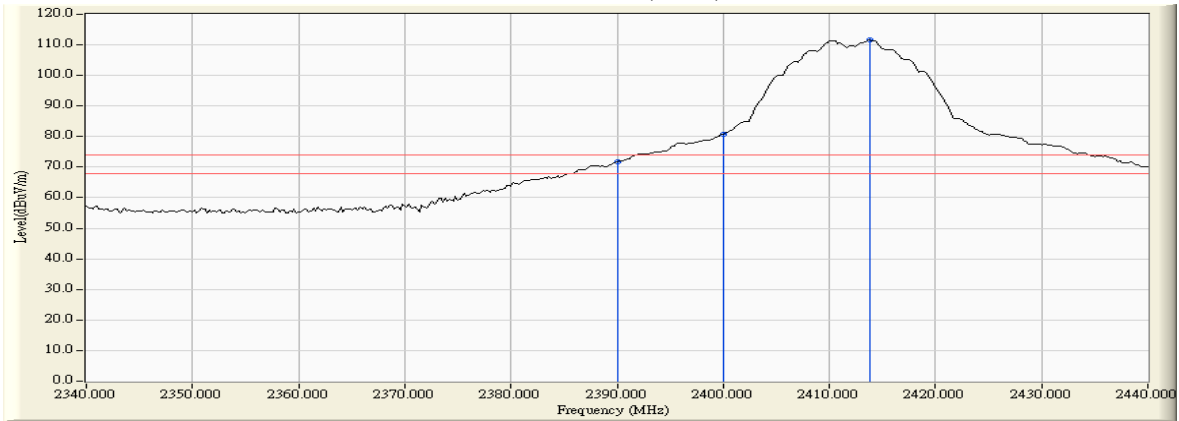
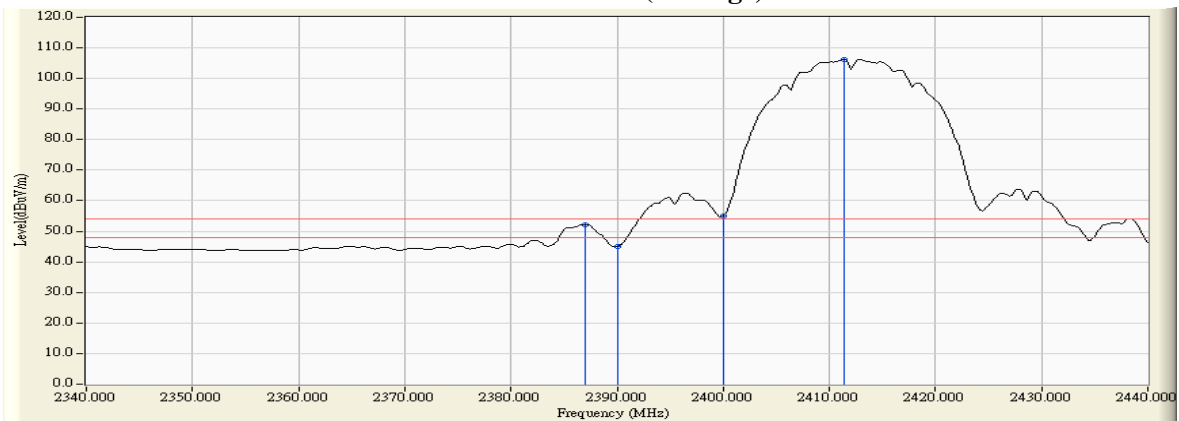


Figure Channel 01: Vertical (Average)



Note:

1. All readings above 1GHz are performed with peak and/or average measurements as necessary.
2. Peak measurements: RBW = 1MHz, VBW = 3 MHz, Sweep: Auto.
3. Average measurements: RBW = 1MHz, VBW = 10 Hz, Sweep: Auto.
4. “ * ”, means this data is the worst emission level.
5. Measurement Level = Reading Level + Correct Factor.
6. The average measurement was not performed when the peak measured data under the limit of average detection.

Product : Intel® Dual Band Wireless-AC 8260
 Test Item : Band Edge
 Test Site : No.3 OATS
 Test Mode : Mode 2 SISO B: Transmit (802.11b 1Mbps)
 Test Date : 2016/09/23

RF Radiated Measurement (Horizontal):

Channel No.	Frequency (MHz)	Correct Factor (dB)	Reading Level (dBuV)	Emission Level (dBuV/m)	Peak Limit (dBuV/m)	Average Limit (dBuV/m)	Result
02 (Peak)	2389.200	31.506	33.178	64.684	74.00	54.00	Pass
02 (Peak)	2390.000	31.509	32.213	63.722	74.00	54.00	Pass
02 (Peak)	2400.000	31.561	39.063	70.624	--	--	--
02 (Peak)	2418.800	31.690	74.580	106.270	--	--	--
02 (Average)	2390.000	31.509	15.252	46.761	74.00	54.00	Pass
02 (Average)	2400.000	31.561	26.388	57.949	--	--	--
02 (Average)	2416.400	31.672	69.280	100.952	--	--	--

Figure Channel 02: Horizontal (Peak)

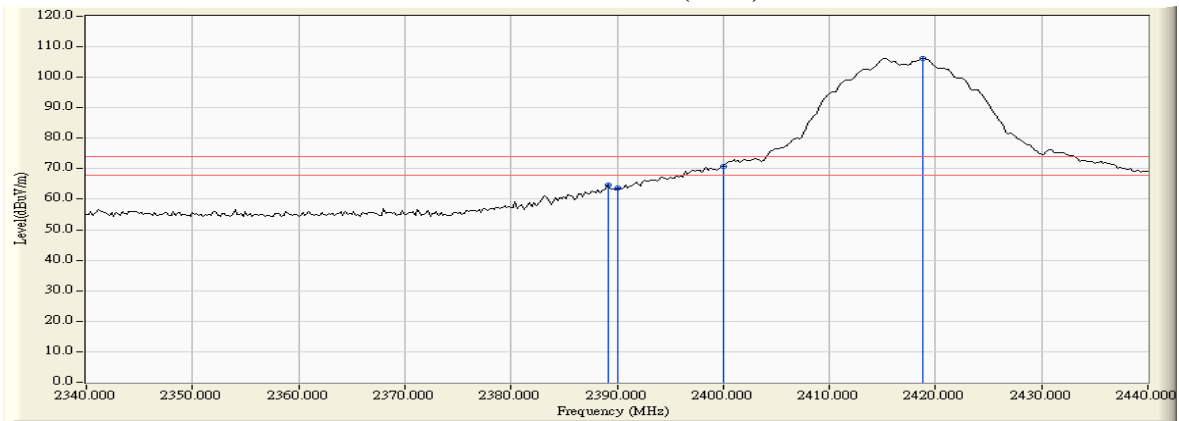


Figure Channel 02: Horizontal (Average)



Note:

1. All readings above 1GHz are performed with peak and/or average measurements as necessary.
2. Peak measurements: RBW = 1MHz, VBW = 3 MHz, Sweep: Auto.
3. Average measurements: RBW = 1MHz, VBW = 10 Hz, Sweep: Auto.
4. “ * ”, means this data is the worst emission level.
5. Measurement Level = Reading Level + Correct Factor.
6. The average measurement was not performed when the peak measured data under the limit of average detection.

Product : Intel® Dual Band Wireless-AC 8260
 Test Item : Band Edge
 Test Site : No.3 OATS
 Test Mode : Mode 2 SISO B: Transmit (802.11b 1Mbps)
 Test Date : 2016/09/23

RF Radiated Measurement (Vertical):

Channel No.	Frequency (MHz)	Correct Factor (dB)	Reading Level (dBuV)	Emission Level (dBuV/m)	Peak Limit (dBuV/m)	Average Limit (dBuV/m)	Result
02 (Peak)	2390.000	30.915	40.061	70.976	74.00	54.00	Pass
02 (Peak)	2400.000	30.912	48.172	79.084	--	--	--
02 (Peak)	2418.800	30.995	83.451	114.446	--	--	--
02 (Average)	2390.000	30.915	22.052	52.967	74.00	54.00	Pass
02 (Average)	2400.000	30.912	33.303	64.215	--	--	--
02 (Average)	2416.400	30.979	78.010	108.989	--	--	--

Figure Channel 02: Vertical (Peak)

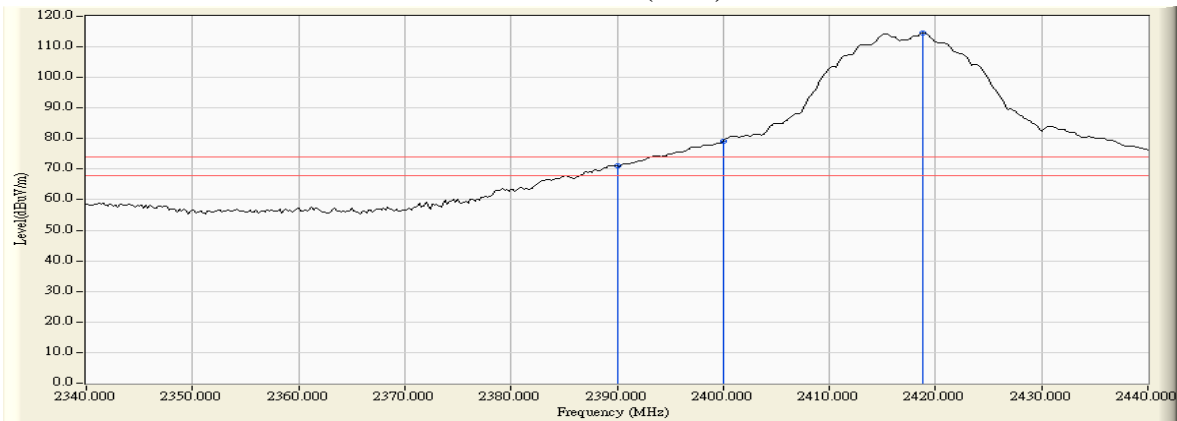


Figure Channel 02: Vertical (Average)



Note:

1. All readings above 1GHz are performed with peak and/or average measurements as necessary.
2. Peak measurements: RBW = 1MHz, VBW = 3 MHz, Sweep: Auto.
3. Average measurements: RBW = 1MHz, VBW = 10 Hz, Sweep: Auto.
4. “ * ”, means this data is the worst emission level.
5. Measurement Level = Reading Level + Correct Factor.
6. The average measurement was not performed when the peak measured data under the limit of average detection.

Product : Intel® Dual Band Wireless-AC 8260
 Test Item : Band Edge
 Test Site : No.3 OATS
 Test Mode : Mode 2 SISO B: Transmit (802.11b 1Mbps)
 Test Date : 2016/09/23

RF Radiated Measurement (Horizontal):

Channel No.	Frequency (MHz)	Correct Factor (dB)	Reading Level (dBuV)	Emission Level (dBuV/m)	Peak Limit (dBuV/m)	Average Limit (dBuV/m)	Result
06 (Peak)	2389.000	31.505	26.369	57.874	74.00	54.00	Pass
06 (Peak)	2390.000	31.509	25.656	57.165	74.00	54.00	Pass
06 (Peak)	2400.000	31.561	30.917	62.478	--	--	--
06 (Peak)	2435.400	31.817	74.694	106.511	--	--	--
06 (Average)	2390.000	31.509	15.494	47.003	74.00	54.00	Pass
06 (Average)	2400.000	31.561	22.893	54.454	--	--	--
06 (Average)	2436.400	31.824	69.442	101.267	--	--	--

Figure Channel 06: Horizontal (Peak)

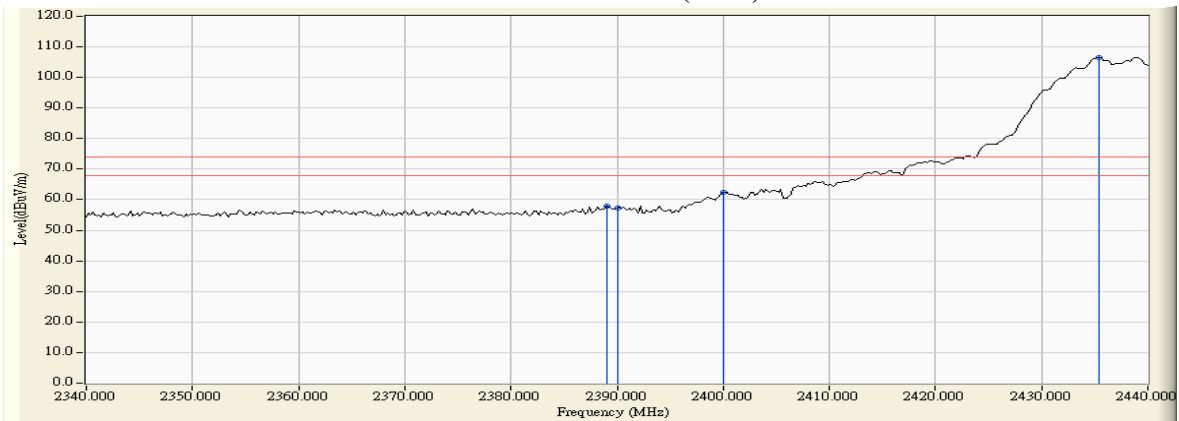
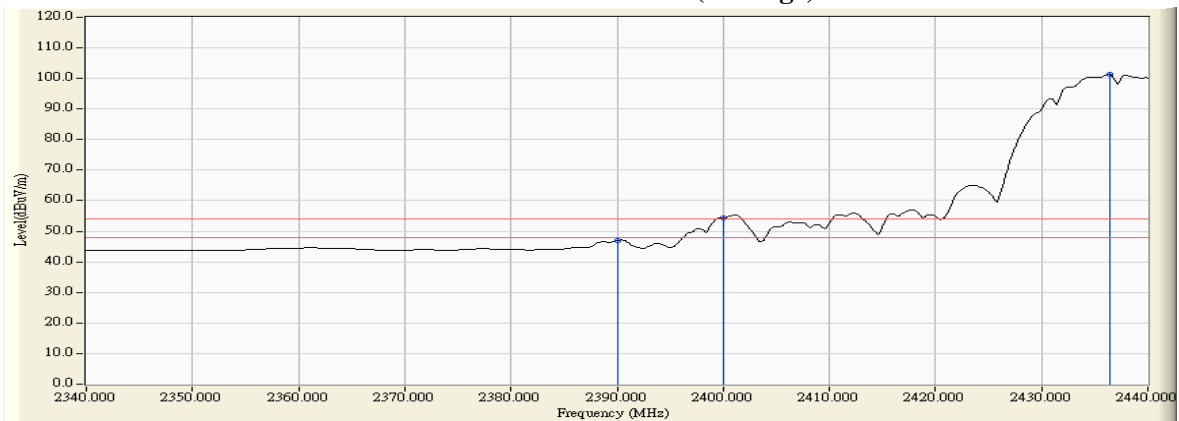


Figure Channel 06: Horizontal (Average)



Note:

1. All readings above 1GHz are performed with peak and/or average measurements as necessary.
2. Peak measurements: RBW = 1MHz, VBW = 3 MHz, Sweep: Auto.
3. Average measurements: RBW = 1MHz, VBW = 10 Hz, Sweep: Auto.
4. “ * ”, means this data is the worst emission level.
5. Measurement Level = Reading Level + Correct Factor.
6. The average measurement was not performed when the peak measured data under the limit of average detection.

Product : Intel® Dual Band Wireless-AC 8260
 Test Item : Band Edge
 Test Site : No.3 OATS
 Test Mode : Mode 2 SISO B: Transmit (802.11b 1Mbps)
 Test Date : 2016/09/23

RF Radiated Measurement (Vertical):

Channel No.	Frequency (MHz)	Correct Factor (dB)	Reading Level (dBuV)	Emission Level (dBuV/m)	Peak Limit (dBuV/m)	Average Limit (dBuV/m)	Result
06 (Peak)	2387.800	30.925	29.524	60.449	74.00	54.00	Pass
06 (Peak)	2390.000	30.915	28.650	59.565	74.00	54.00	Pass
06 (Peak)	2400.000	30.912	39.297	70.209	--	--	--
06 (Peak)	2435.400	31.108	83.158	114.266	--	--	--
06 (Average)	2388.200	30.924	20.063	50.987	74.00	54.00	Pass
06 (Average)	2390.000	30.915	16.778	47.693	74.00	54.00	Pass
06 (Average)	2400.000	30.912	33.382	64.294	--	--	--
06 (Average)	2436.200	31.113	77.719	108.833	--	--	--

Figure Channel 06: Vertical (Peak)

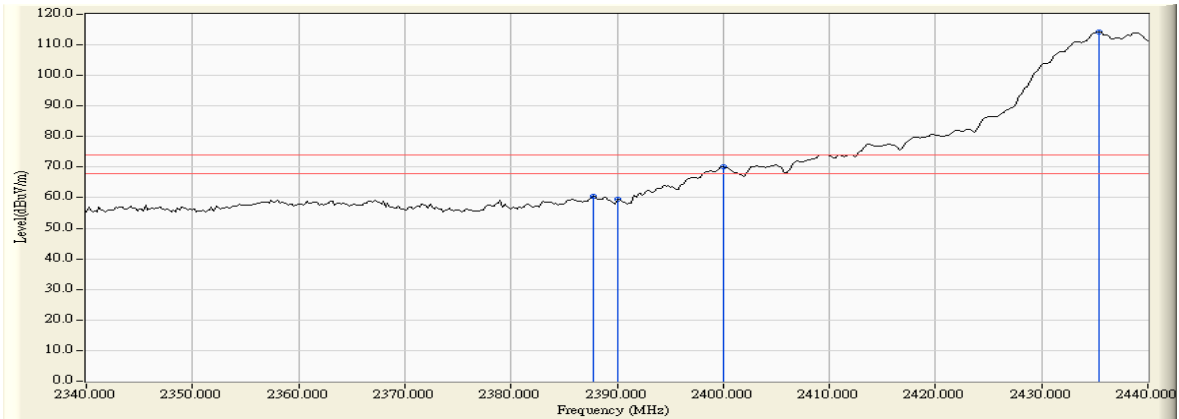


Figure Channel 06: Vertical (Average)



Note:

1. All readings above 1GHz are performed with peak and/or average measurements as necessary.
2. Peak measurements: RBW = 1MHz, VBW = 3 MHz, Sweep: Auto.
3. Average measurements: RBW = 1MHz, VBW = 10 Hz, Sweep: Auto.
4. “ * ”, means this data is the worst emission level.
5. Measurement Level = Reading Level + Correct Factor.
6. The average measurement was not performed when the peak measured data under the limit of average detection.

Product : Intel® Dual Band Wireless-AC 8260
 Test Item : Band Edge
 Test Site : No.3 OATS
 Test Mode : Mode 2 SISO B: Transmit (802.11b 1Mbps)
 Test Date : 2016/09/23

RF Radiated Measurement (Horizontal):

Channel No.	Frequency (MHz)	Correct Factor (dB)	Reading Level (dBuV)	Emission Level (dBuV/m)	Peak Limit (dBuV/m)	Average Limit (dBuV/m)	Result
06 (Peak)	2435.100	31.815	74.679	106.494	--	--	--
06 (Peak)	2483.500	32.182	26.373	58.555	74.00	54.00	Pass
06 (Peak)	2485.100	32.194	27.183	59.377	74.00	54.00	Pass
06 (Average)	2436.100	31.822	69.441	101.264	--	--	--
06 (Average)	2483.500	32.182	15.251	47.433	74.00	54.00	Pass
06 (Average)	2484.700	32.192	16.741	48.932	74.00	54.00	Pass

Figure Channel 06: Horizontal (Peak)

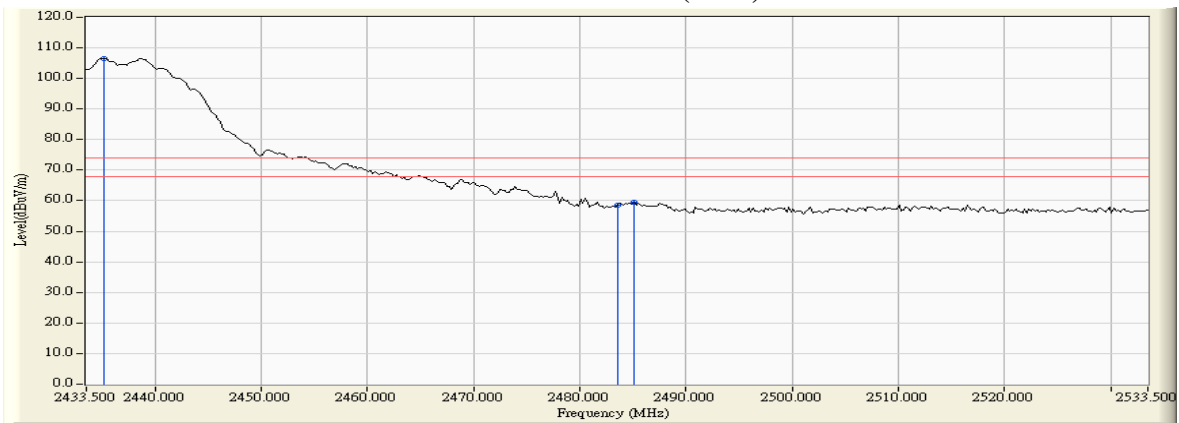
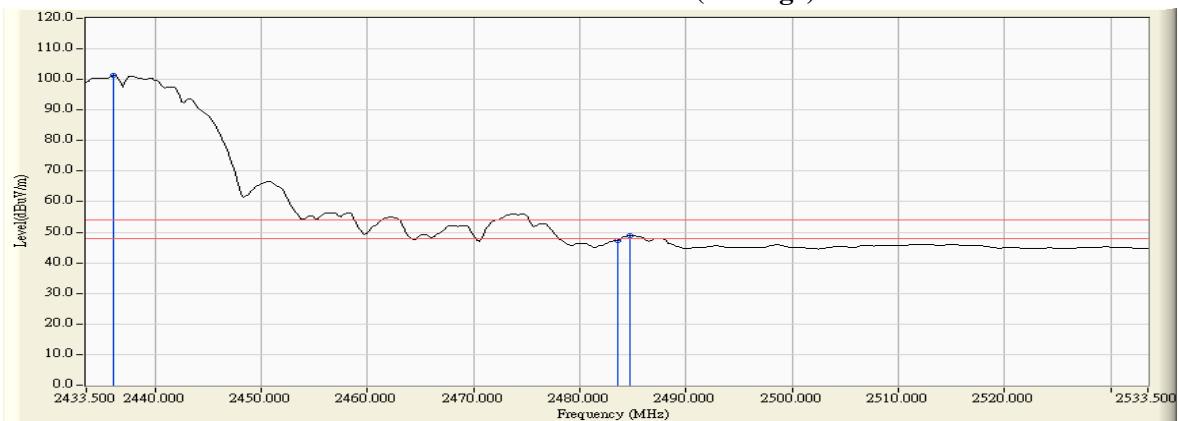


Figure Channel 06: Horizontal (Average)



Note:

1. All readings above 1GHz are performed with peak and/or average measurements as necessary.
2. Peak measurements: RBW = 1MHz, VBW = 3 MHz, Sweep: Auto.
3. Average measurements: RBW = 1MHz, VBW = 10 Hz, Sweep: Auto.
4. “ * ”, means this data is the worst emission level.
5. Measurement Level = Reading Level + Correct Factor.
6. The average measurement was not performed when the peak measured data under the limit of average detection.

Product : Intel® Dual Band Wireless-AC 8260
 Test Item : Band Edge
 Test Site : No.3 OATS
 Test Mode : Mode 2 SISO B: Transmit (802.11b 1Mbps)
 Test Date : 2016/09/23

RF Radiated Measurement (Vertical):

Channel No.	Frequency (MHz)	Correct Factor (dB)	Reading Level (dBuV)	Emission Level (dBuV/m)	Peak Limit (dBuV/m)	Average Limit (dBuV/m)	Result
06 (Peak)	2435.100	31.106	83.212	114.318	--	--	--
06 (Peak)	2483.520	31.436	30.677	62.113	74.00	54.00	Pass
06 (Peak)	2486.100	31.452	31.796	63.249	74.00	54.00	Pass
06 (Average)	2436.100	31.113	77.859	108.972	--	--	--
06 (Average)	2483.500	31.435	19.499	50.934	74.00	54.00	Pass

Figure Channel 06: Vertical (Peak)

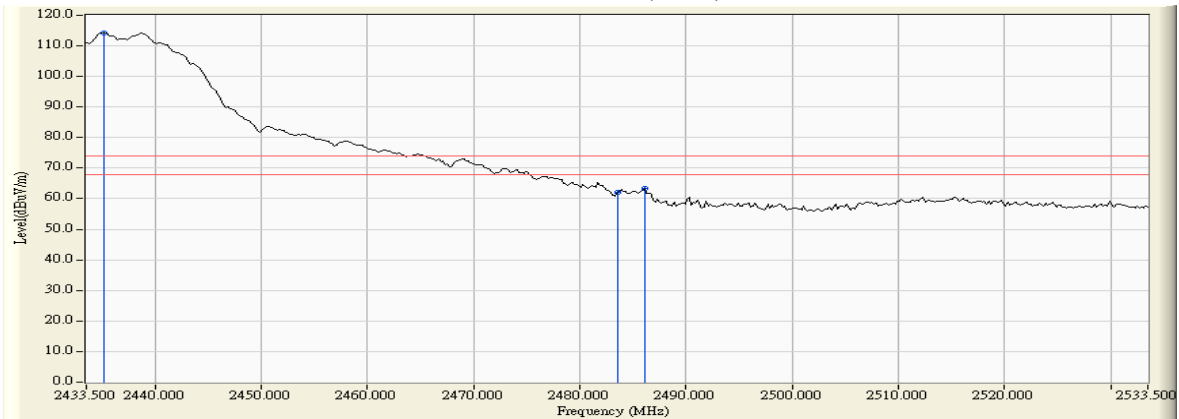
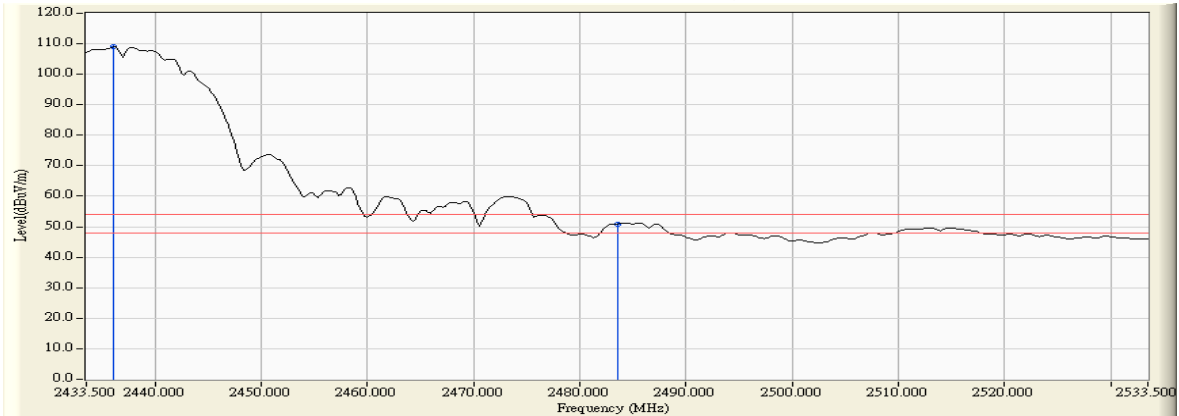


Figure Channel 06: Vertical (Average)



Note:

1. All readings above 1GHz are performed with peak and/or average measurements as necessary.
2. Peak measurements: RBW = 1MHz, VBW = 3 MHz, Sweep: Auto.
3. Average measurements: RBW = 1MHz, VBW = 10 Hz, Sweep: Auto.
4. “ * ”, means this data is the worst emission level.
5. Measurement Level = Reading Level + Correct Factor.
6. The average measurement was not performed when the peak measured data under the limit of average detection.

Product : Intel® Dual Band Wireless-AC 8260
 Test Item : Band Edge
 Test Site : No.3 OATS
 Test Mode : Mode 2 SISO B: Transmit (802.11b 1Mbps)
 Test Date : 2016/09/23

RF Radiated Measurement (Horizontal):

Channel No.	Frequency (MHz)	Correct Factor (dB)	Reading Level (dBuV)	Emission Level (dBuV/m)	Peak Limit (dBuV/m)	Average Limit (dBuV/m)	Result
09 (Peak)	2453.700	31.957	75.739	107.696	--	--	--
09 (Peak)	2483.500	32.182	32.745	64.927	74.00	54.00	Pass
09 (Average)	2451.100	31.937	70.486	102.423	--	--	--
09 (Average)	2483.500	32.182	17.119	49.301	74.00	54.00	Pass

Figure Channel 09: Horizontal (Peak)

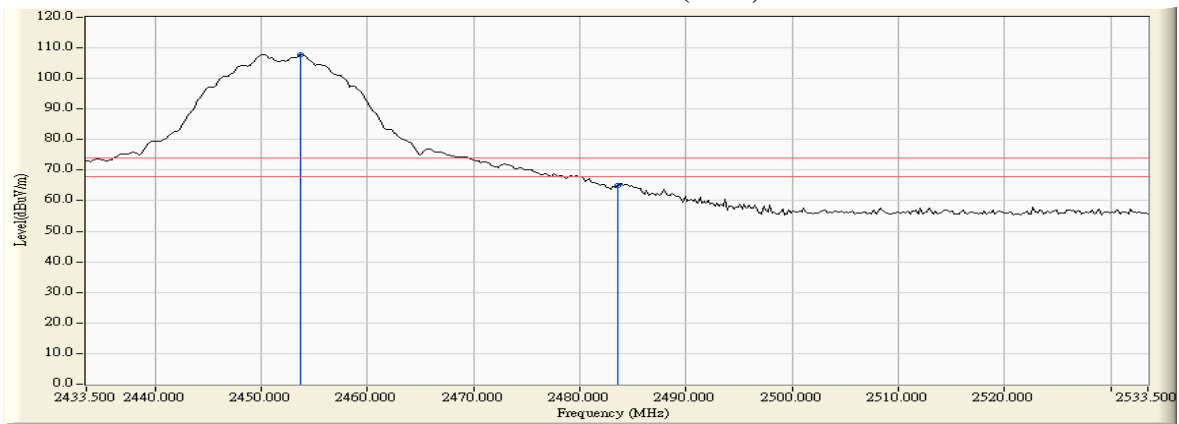
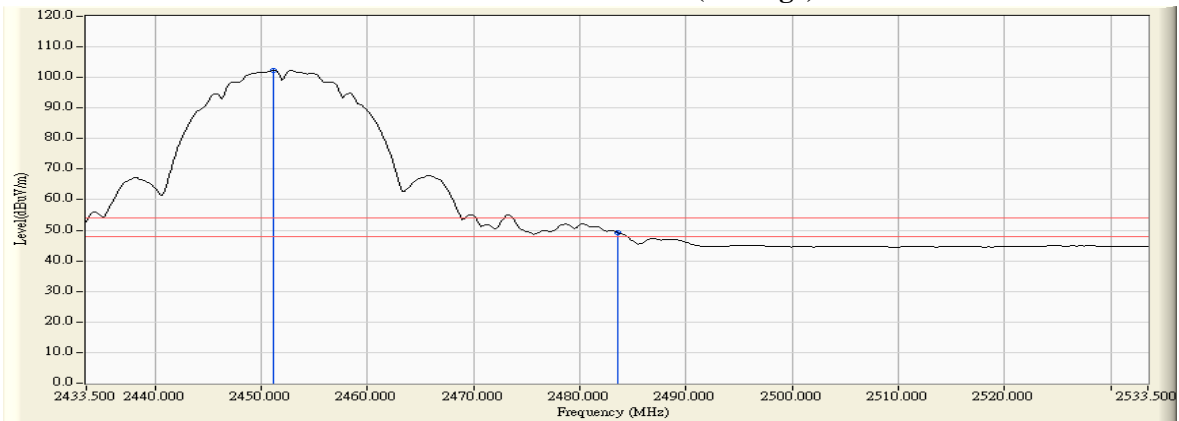


Figure Channel 09: Horizontal (Average)



Note:

1. All readings above 1GHz are performed with peak and/or average measurements as necessary.
2. Peak measurements: RBW = 1MHz, VBW = 3 MHz, Sweep: Auto.
3. Average measurements: RBW = 1MHz, VBW = 10 Hz, Sweep: Auto.
4. “ * ”, means this data is the worst emission level.
5. Measurement Level = Reading Level + Correct Factor.
6. The average measurement was not performed when the peak measured data under the limit of average detection.

Product : Intel® Dual Band Wireless-AC 8260
 Test Item : Band Edge
 Test Site : No.3 OATS
 Test Mode : Mode 2 SISO B: Transmit (802.11b 1Mbps)
 Test Date : 2016/09/23

RF Radiated Measurement (Vertical):

Channel No.	Frequency (MHz)	Correct Factor (dB)	Reading Level (dBuV)	Emission Level (dBuV/m)	Peak Limit (dBuV/m)	Average Limit (dBuV/m)	Result
09 (Peak)	2450.100	31.208	82.225	113.434	--	--	--
09 (Peak)	2483.500	31.435	40.241	71.676	74.00	54.00	Pass
09 (Average)	2451.100	31.216	76.913	108.128	--	--	--
09 (Average)	2483.000	31.433	18.341	49.773	74.00	54.00	Pass
09 (Average)	2491.300	31.488	21.963	53.451	74.00	54.00	Pass

Figure Channel 09: Vertical (Peak)

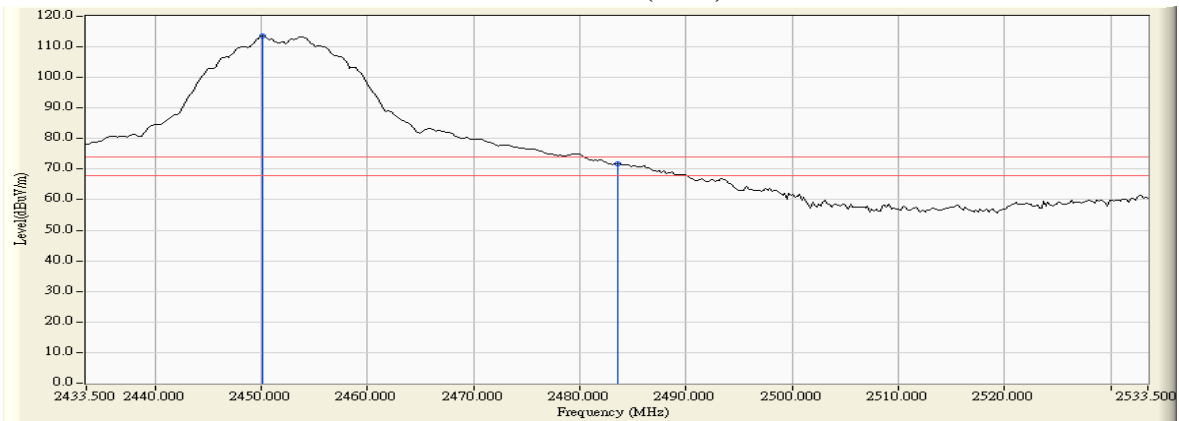


Figure Channel 09: Vertical (Average)



Note:

1. All readings above 1GHz are performed with peak and/or average measurements as necessary.
2. Peak measurements: RBW = 1MHz, VBW = 3 MHz, Sweep: Auto.
3. Average measurements: RBW = 1MHz, VBW = 10 Hz, Sweep: Auto.
4. “ * ”, means this data is the worst emission level.
5. Measurement Level = Reading Level + Correct Factor.
6. The average measurement was not performed when the peak measured data under the limit of average detection.

Product : Intel® Dual Band Wireless-AC 8260
 Test Item : Band Edge
 Test Site : No.3 OATS
 Test Mode : Mode 2 SISO B: Transmit (802.11b 1Mbps)
 Test Date : 2016/09/23

RF Radiated Measurement (Horizontal):

Channel No.	Frequency (MHz)	Correct Factor (dB)	Reading Level (dBuV)	Emission Level (dBuV/m)	Peak Limit (dBuV/m)	Average Limit (dBuV/m)	Result
10 (Peak)	2458.700	31.994	73.668	105.662	--	--	--
10 (Peak)	2483.500	32.182	33.034	65.216	74.00	54.00	Pass
10 (Peak)	2484.700	32.192	33.858	66.049	74.00	54.00	Pass
10 (Average)	2456.100	31.974	68.479	100.454	--	--	--
10 (Average)	2483.500	32.182	16.787	48.969	74.00	54.00	Pass

Figure Channel 10: Horizontal (Peak)

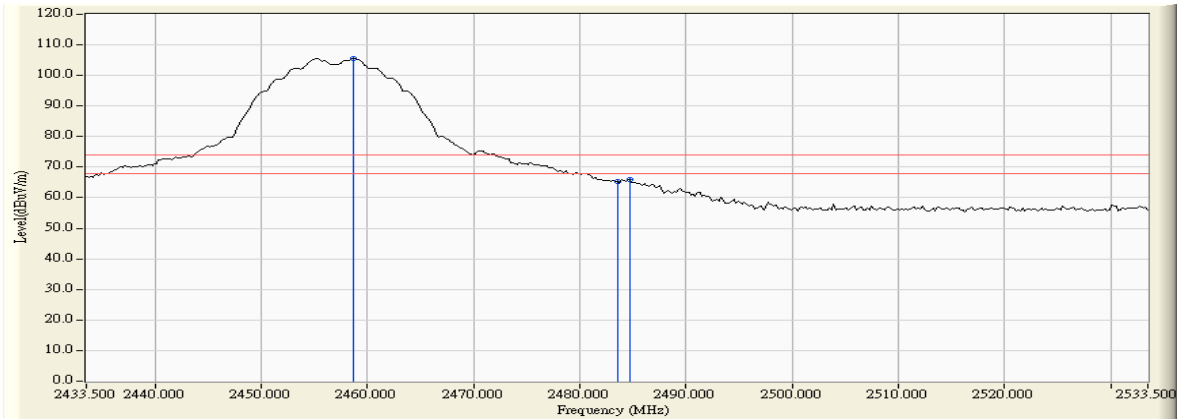
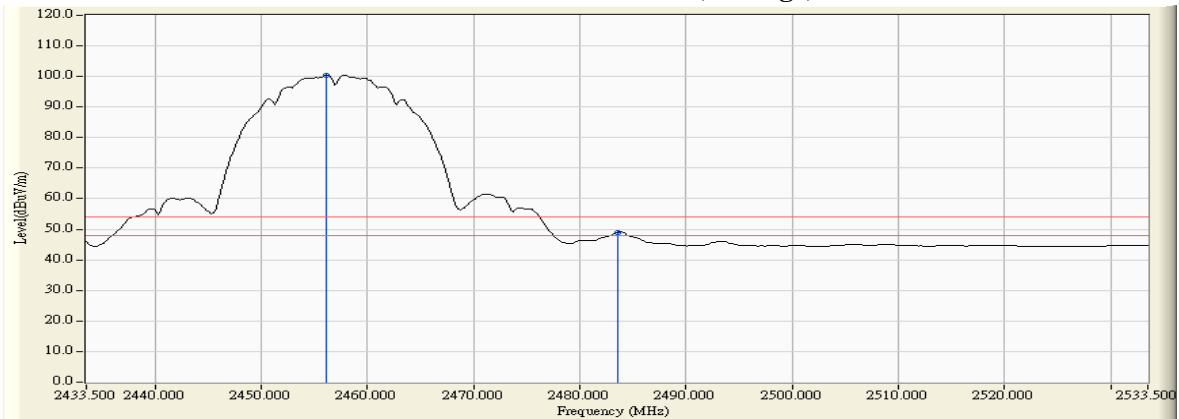


Figure Channel 10: Horizontal (Average)



Note:

1. All readings above 1GHz are performed with peak and/or average measurements as necessary.
2. Peak measurements: RBW = 1MHz, VBW = 3 MHz, Sweep: Auto.
3. Average measurements: RBW = 1MHz, VBW = 10 Hz, Sweep: Auto.
4. “ * ”, means this data is the worst emission level.
5. Measurement Level = Reading Level + Correct Factor.
6. The average measurement was not performed when the peak measured data under the limit of average detection.

Product : Intel® Dual Band Wireless-AC 8260
 Test Item : Band Edge
 Test Site : No.3 OATS
 Test Mode : Mode 2 SISO B: Transmit (802.11b 1Mbps)
 Test Date : 2016/09/23

RF Radiated Measurement (Vertical):

Channel No.	Frequency (MHz)	Correct Factor (dB)	Reading Level (dBuV)	Emission Level (dBuV/m)	Peak Limit (dBuV/m)	Average Limit (dBuV/m)	Result
10 (Peak)	2458.700	31.268	79.823	111.091	--	--	--
10 (Peak)	2483.500	31.435	39.965	71.400	74.00	54.00	Pass
10 (Average)	2456.300	31.251	74.553	105.804	--	--	--
10 (Average)	2483.500	31.435	21.842	53.277	74.00	54.00	Pass

Figure Channel 10: Vertical (Peak)

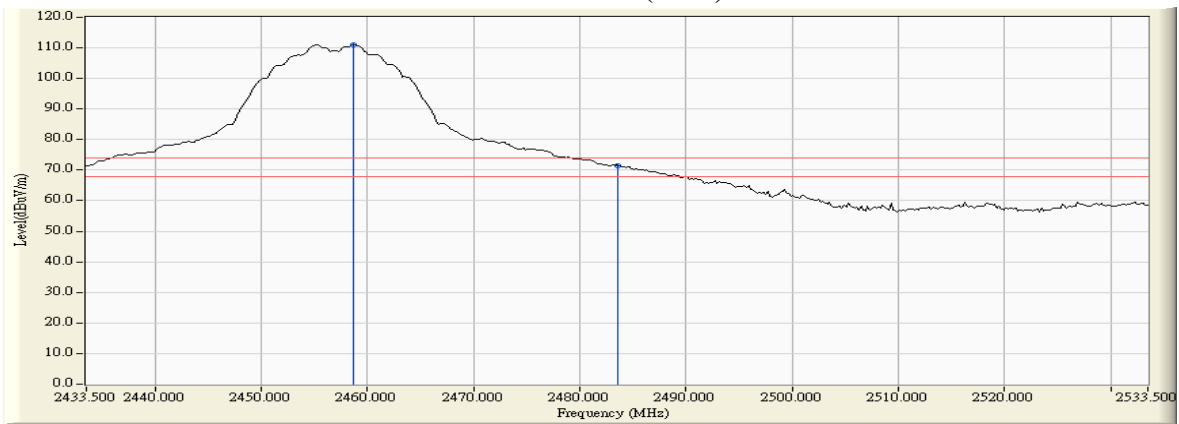
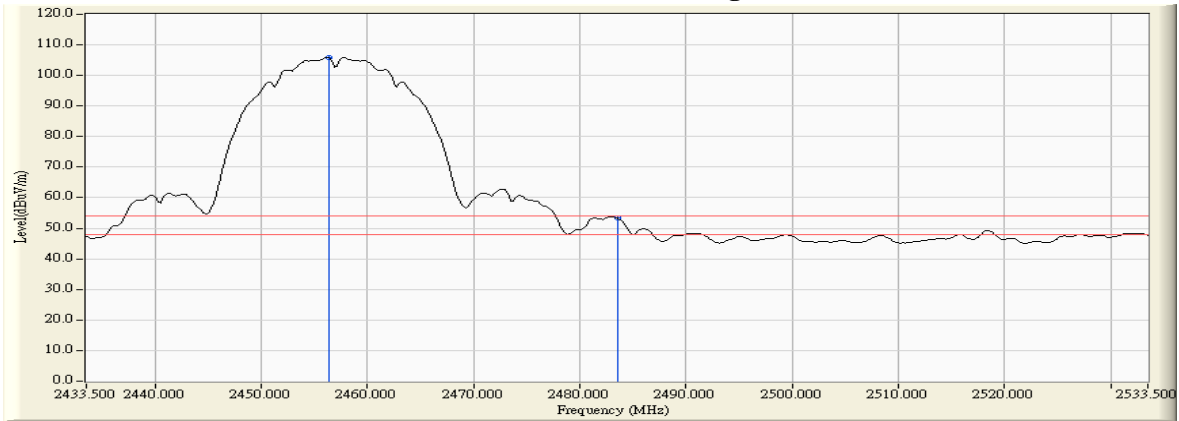


Figure Channel 10: Vertical (Average)



Note:

1. All readings above 1GHz are performed with peak and/or average measurements as necessary.
2. Peak measurements: RBW = 1MHz, VBW = 3 MHz, Sweep: Auto.
3. Average measurements: RBW = 1MHz, VBW = 10 Hz, Sweep: Auto.
4. “ * ”, means this data is the worst emission level.
5. Measurement Level = Reading Level + Correct Factor.
6. The average measurement was not performed when the peak measured data under the limit of average detection.

Product : Intel® Dual Band Wireless-AC 8260
 Test Item : Band Edge
 Test Site : No.3 OATS
 Test Mode : Mode 2 SISO B: Transmit (802.11b 1Mbps)
 Test Date : 2016/09/23

RF Radiated Measurement (Horizontal):

Channel No.	Frequency (MHz)	Correct Factor (dB)	Reading Level (dBuV)	Emission Level (dBuV/m)	Peak Limit (dBuV/m)	Average Limit (dBuV/m)	Result
11 (Peak)	2460.100	32.005	68.928	100.933	--	--	--
11 (Peak)	2483.500	32.182	32.338	64.520	74.00	54.00	Pass
11 (Average)	2461.300	32.014	63.746	95.760	--	--	--
11 (Average)	2483.500	32.182	12.413	44.595	74.00	54.00	Pass
11 (Average)	2487.700	32.213	13.292	45.506	74.00	54.00	Pass

Figure Channel 11: Horizontal (Peak)

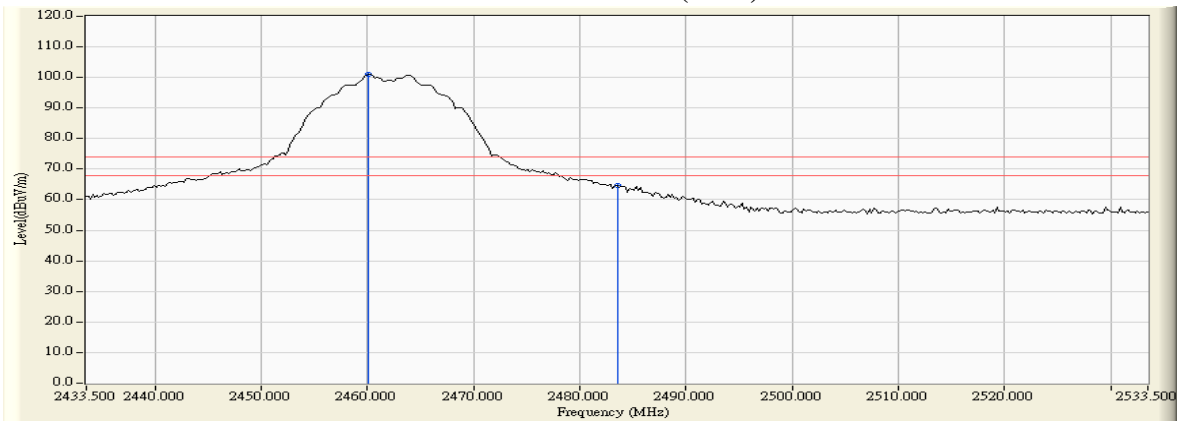
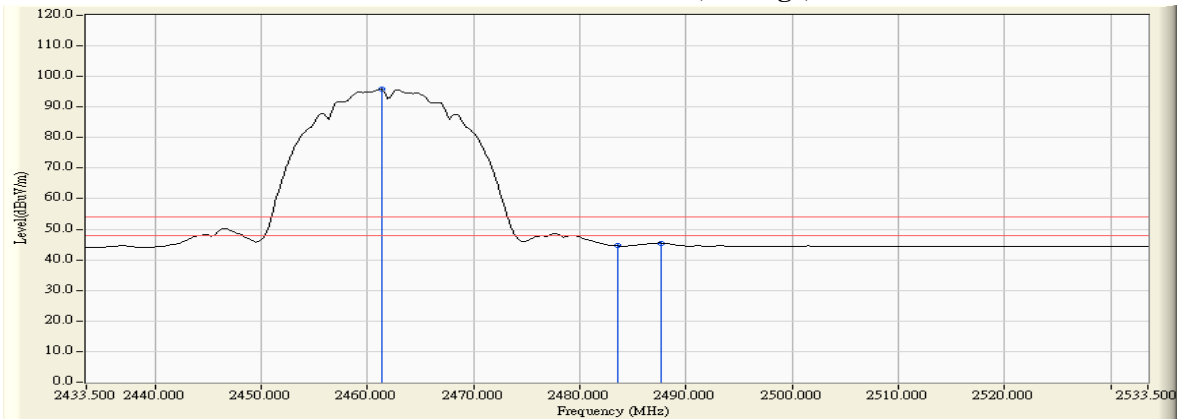


Figure Channel 11: Horizontal (Average)



Note:

1. All readings above 1GHz are performed with peak and/or average measurements as necessary.
2. Peak measurements: RBW = 1MHz, VBW = 3 MHz, Sweep: Auto.
3. Average measurements: RBW = 1MHz, VBW = 10 Hz, Sweep: Auto.
4. “ * ”, means this data is the worst emission level.
5. Measurement Level = Reading Level + Correct Factor.
6. The average measurement was not performed when the peak measured data under the limit of average detection.

Product : Intel® Dual Band Wireless-AC 8260
 Test Item : Band Edge
 Test Site : No.3 OATS
 Test Mode : Mode 2 SISO B: Transmit (802.11b 1Mbps)
 Test Date : 2016/09/23

RF Radiated Measurement (Vertical):

Channel No.	Frequency (MHz)	Correct Factor (dB)	Reading Level (dBuV)	Emission Level (dBuV/m)	Peak Limit (dBuV/m)	Average Limit (dBuV/m)	Result
11 (Peak)	2460.100	31.277	77.917	109.194	--	--	--
11 (Peak)	2483.500	31.435	42.012	73.447	74.00	54.00	Pass
11 (Average)	2461.300	31.286	72.709	103.995	--	--	--
11 (Average)	2483.500	31.435	20.128	51.563	74.00	54.00	Pass

Figure Channel 11: Vertical (Peak)

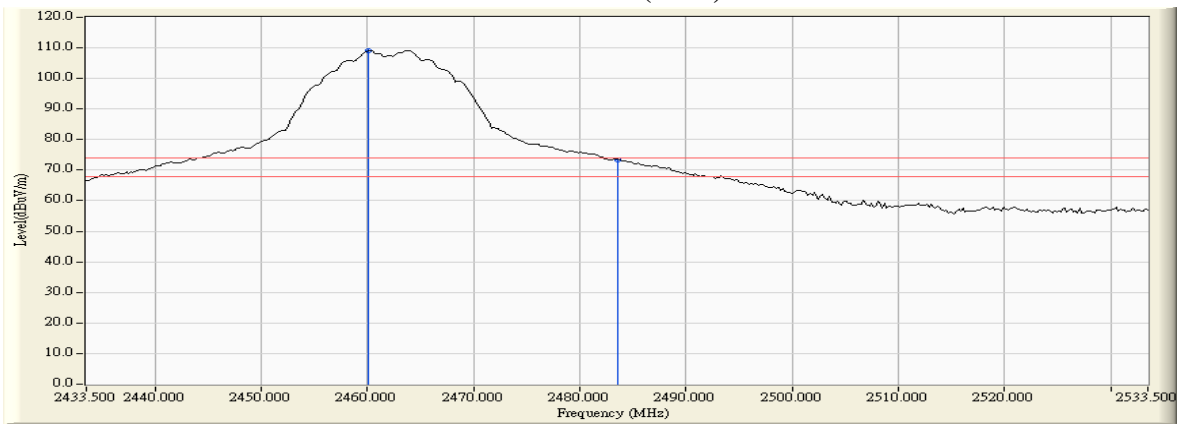
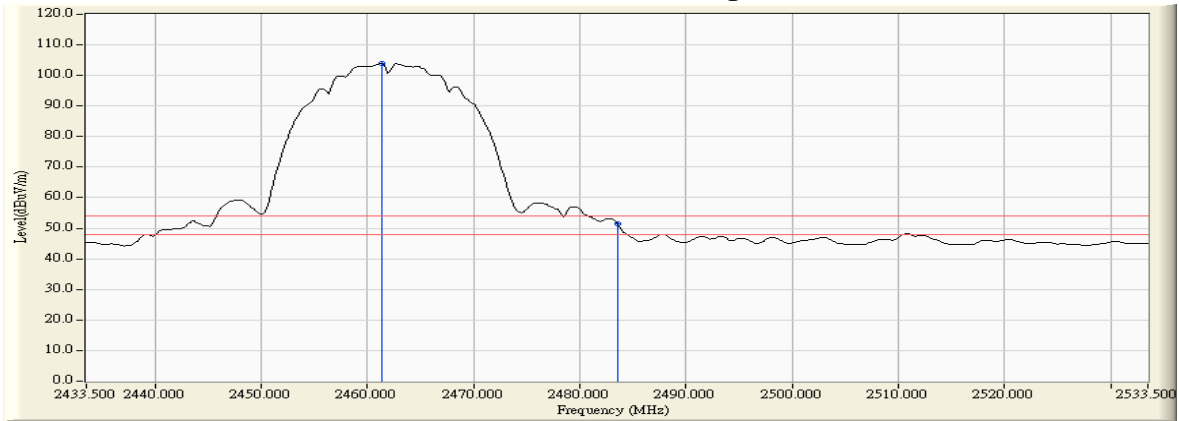


Figure Channel 11: Vertical (Average)



Note:

1. All readings above 1GHz are performed with peak and/or average measurements as necessary.
2. Peak measurements: RBW = 1MHz, VBW = 3 MHz, Sweep: Auto.
3. Average measurements: RBW = 1MHz, VBW = 10 Hz, Sweep: Auto.
4. “ * ”, means this data is the worst emission level.
5. Measurement Level = Reading Level + Correct Factor.
6. The average measurement was not performed when the peak measured data under the limit of average detection.

Product : Intel® Dual Band Wireless-AC 8260
 Test Item : Band Edge
 Test Site : No.3 OATS
 Test Mode : Mode 2 SISO B: Transmit (802.11b 1Mbps)
 Test Date : 2016/09/23

RF Radiated Measurement (Horizontal):

Channel No.	Frequency (MHz)	Correct Factor (dB)	Reading Level (dBuV)	Emission Level (dBuV/m)	Peak Limit (dBuV/m)	Average Limit (dBuV/m)	Result
12 (Peak)	2468.700	32.070	65.910	97.980	--	--	--
12 (Peak)	2483.500	32.182	32.670	64.852	74.00	54.00	Pass
12 (Average)	2466.300	32.052	60.713	92.765	--	--	--
12 (Average)	2483.500	32.182	12.201	44.383	74.00	54.00	Pass

Figure Channel 12: Horizontal (Peak)

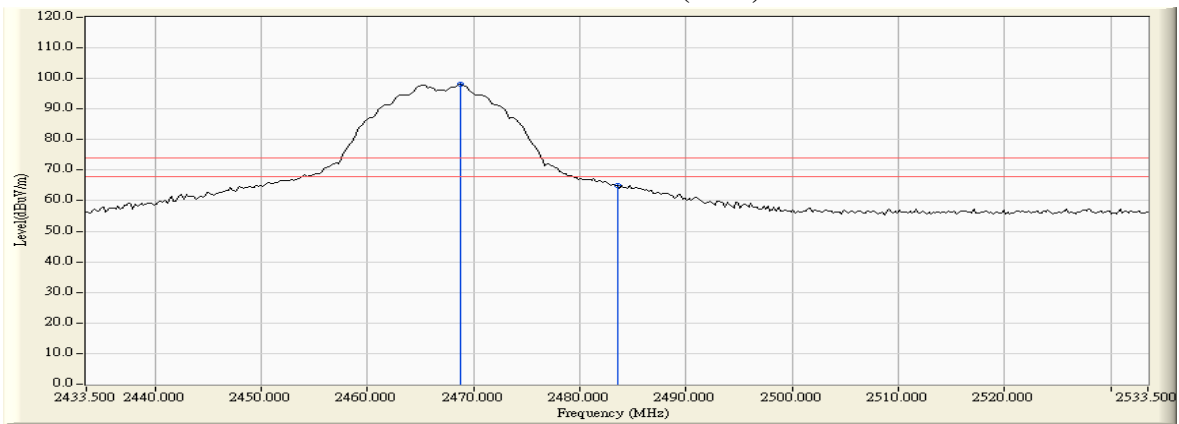
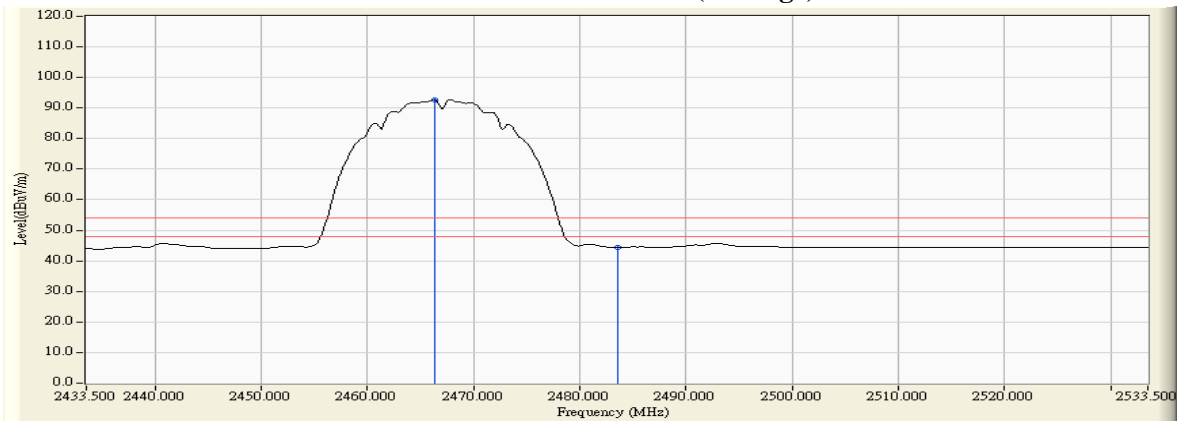


Figure Channel 12: Horizontal (Average)



Note:

1. All readings above 1GHz are performed with peak and/or average measurements as necessary.
2. Peak measurements: RBW = 1MHz, VBW = 3 MHz, Sweep: Auto.
3. Average measurements: RBW = 1MHz, VBW = 10 Hz, Sweep: Auto.
4. “ * ”, means this data is the worst emission level.
5. Measurement Level = Reading Level + Correct Factor.
6. The average measurement was not performed when the peak measured data under the limit of average detection.

Product : Intel® Dual Band Wireless-AC 8260
 Test Item : Band Edge
 Test Site : No.3 OATS
 Test Mode : Mode 2 SISO B: Transmit (802.11b 1Mbps)
 Test Date : 2016/09/23

RF Radiated Measurement (Vertical):

Channel No.	Frequency (MHz)	Correct Factor (dB)	Reading Level (dBuV)	Emission Level (dBuV/m)	Peak Limit (dBuV/m)	Average Limit (dBuV/m)	Result
12 (Peak)	2468.700	31.336	75.338	106.673	--	--	--
12 (Peak)	2483.500	31.435	42.006	73.441	74.00	54.00	Pass
12 (Average)	2466.300	31.319	69.938	101.257	--	--	--
12 (Average)	2483.500	31.435	13.847	45.282	74.00	54.00	Pass
12 (Average)	2503.500	31.535	16.412	47.946	74.00	54.00	Pass

Figure Channel 12: Vertical (Peak)

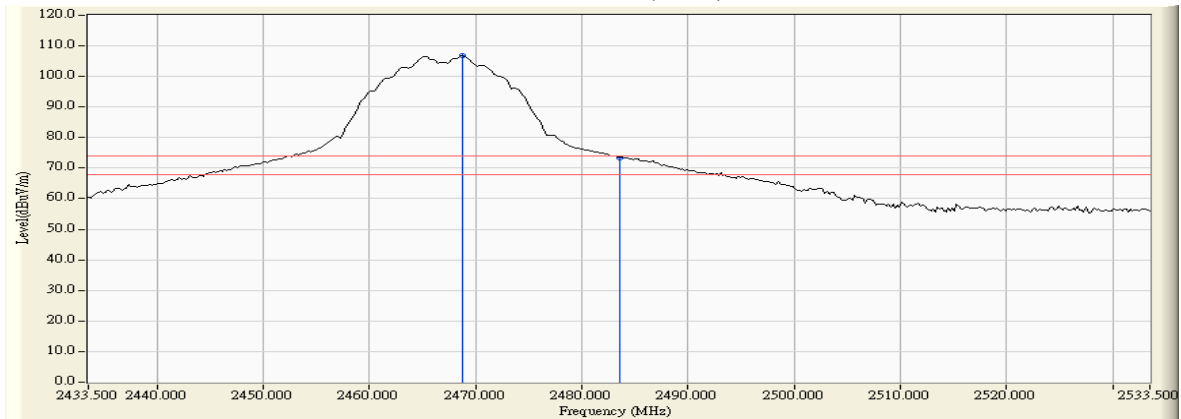
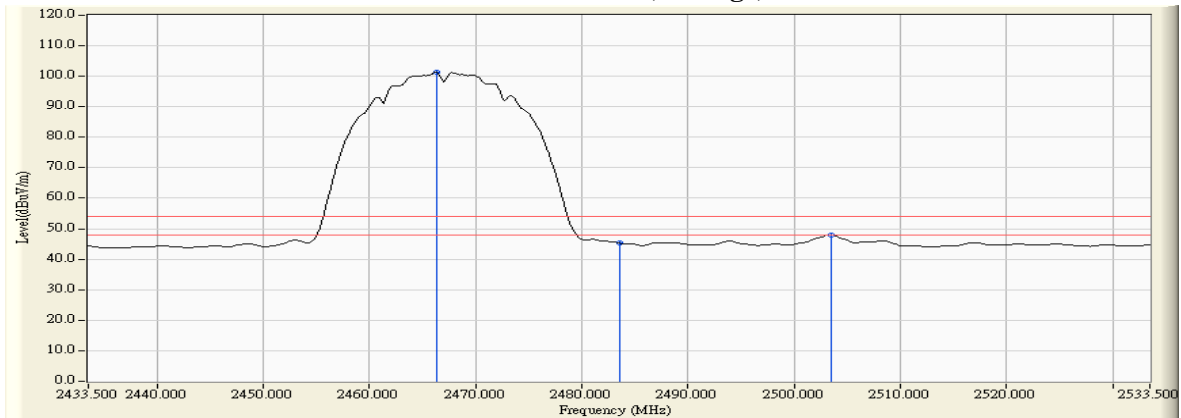


Figure Channel 12: Vertical (Average)



Note:

1. All readings above 1GHz are performed with peak and/or average measurements as necessary.
2. Peak measurements: RBW = 1MHz, VBW = 3 MHz, Sweep: Auto.
3. Average measurements: RBW = 1MHz, VBW = 10 Hz, Sweep: Auto.
4. “ * ”, means this data is the worst emission level.
5. Measurement Level = Reading Level + Correct Factor.
6. The average measurement was not performed when the peak measured data under the limit of average detection.

Product : Intel® Dual Band Wireless-AC 8260
 Test Item : Band Edge
 Test Site : No.3 OATS
 Test Mode : Mode 2 SISO B: Transmit (802.11g 6Mbps)
 Test Date : 2016/09/23

RF Radiated Measurement (Horizontal):

Channel No.	Frequency (MHz)	Correct Factor (dB)	Reading Level (dBuV)	Emission Level (dBuV/m)	Peak Limit (dBuV/m)	Average Limit (dBuV/m)	Result
01 (Peak)	2390.000	31.509	34.051	65.560	74.00	54.00	Pass
01 (Peak)	2400.000	31.561	50.426	81.987	--	--	--
01 (Peak)	2409.200	31.619	73.726	105.345	--	--	--
01 (Average)	2390.000	31.509	16.107	47.616	74.00	54.00	Pass
01 (Average)	2400.000	31.561	33.295	64.856	--	--	--
01 (Average)	2415.400	31.664	63.151	94.815	--	--	--

Figure Channel 01: Horizontal (Peak)

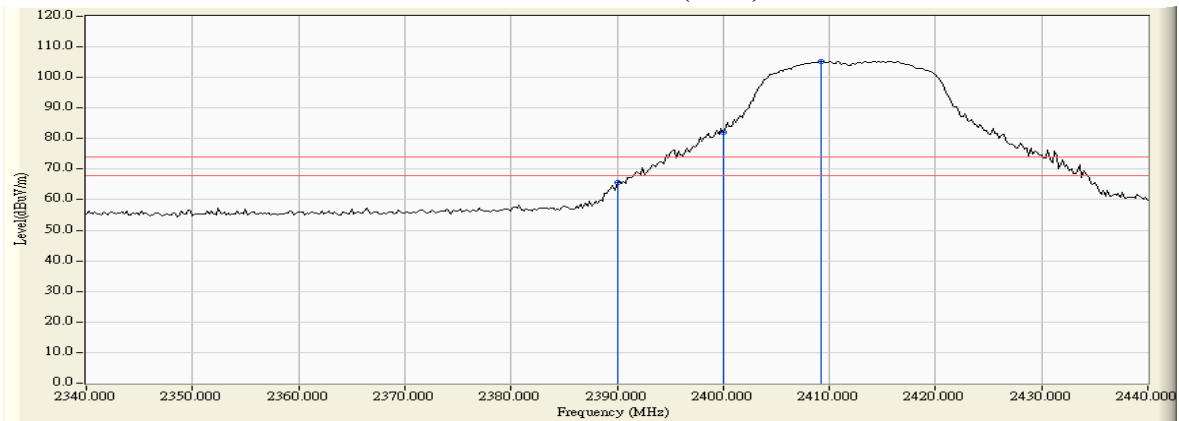
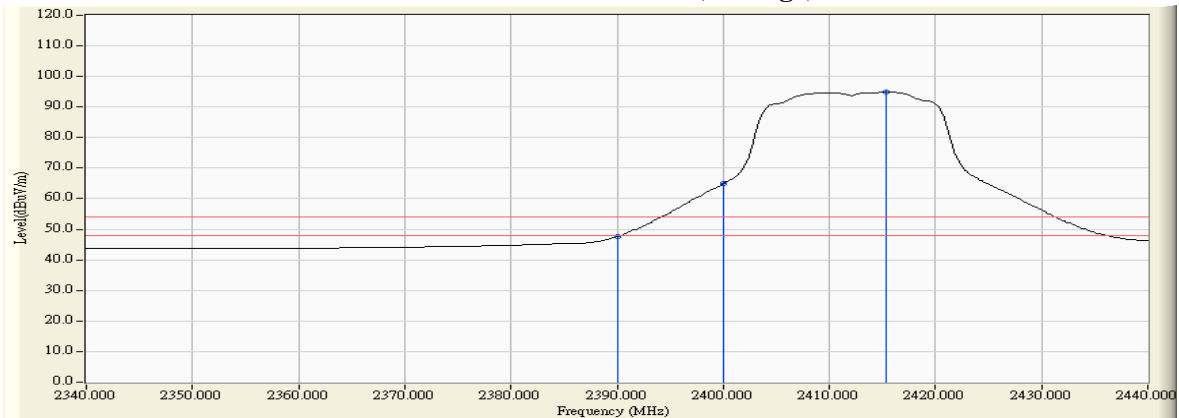


Figure Channel 01: Horizontal (Average)



Note:

1. All readings above 1GHz are performed with peak and/or average measurements as necessary.
2. Peak measurements: RBW = 1MHz, VBW = 3 MHz, Sweep: Auto.
3. Average measurements: RBW = 1MHz, VBW = 10 Hz, Sweep: Auto.
4. “ * ”, means this data is the worst emission level.
5. Measurement Level = Reading Level + Correct Factor.
6. The average measurement was not performed when the peak measured data under the limit of average detection.

Product : Intel® Dual Band Wireless-AC 8260
 Test Item : Band Edge
 Test Site : No.3 OATS
 Test Mode : Mode 2 SISO B: Transmit (802.11g 6Mbps)
 Test Date : 2016/09/23

RF Radiated Measurement (Vertical):

Channel No.	Frequency (MHz)	Correct Factor (dB)	Reading Level (dBuV)	Emission Level (dBuV/m)	Peak Limit (dBuV/m)	Average Limit (dBuV/m)	Result
01 (Peak)	2390.000	30.915	42.256	73.171	74.00	54.00	Pass
01 (Peak)	2400.000	30.912	60.898	91.810	--	--	--
01 (Peak)	2415.800	30.975	82.588	113.563	--	--	--
01 (Average)	2390.000	30.915	21.438	52.353	74.00	54.00	Pass
01 (Average)	2400.000	30.912	41.261	72.173	--	--	--
01 (Average)	2415.800	30.975	71.768	102.743	--	--	--

Figure Channel 01: Vertical (Peak)

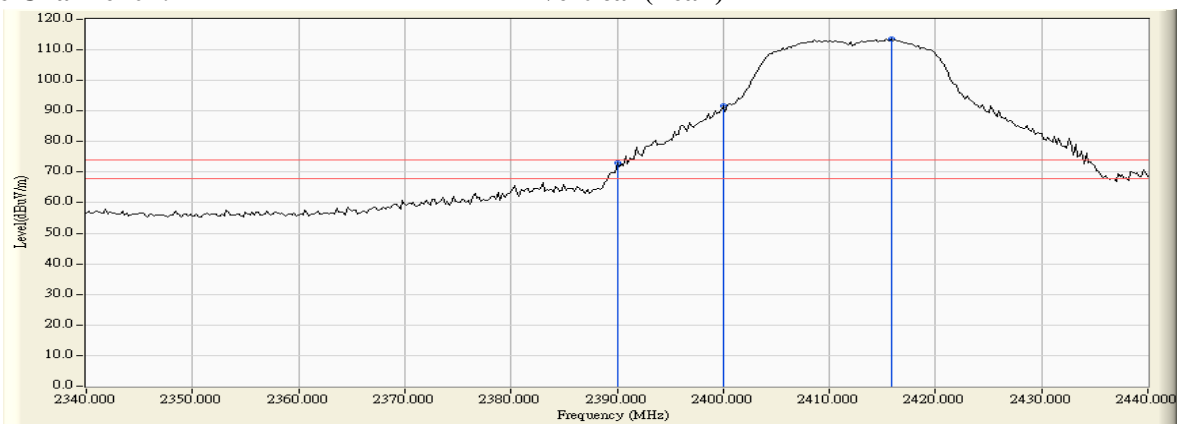
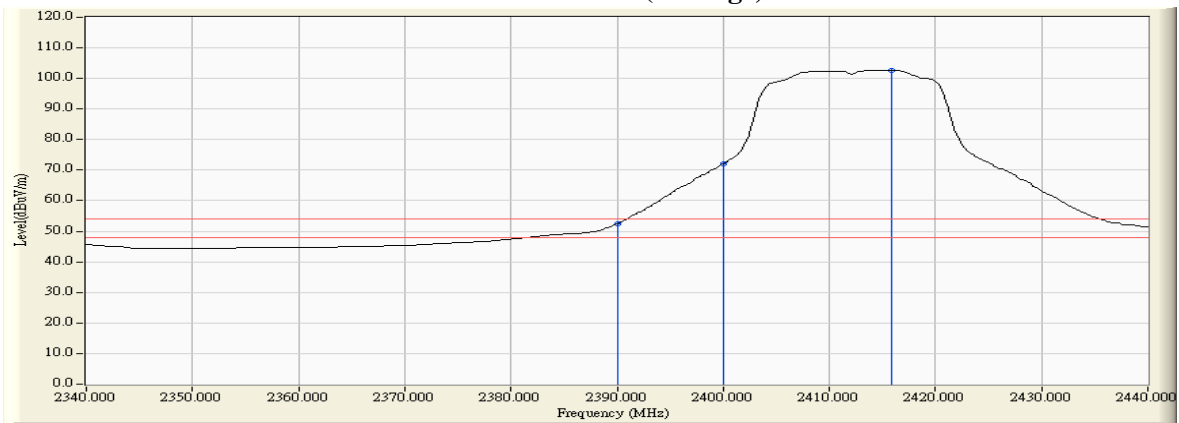


Figure Channel 01: Vertical (Average)



Note:

1. All readings above 1GHz are performed with peak and/or average measurements as necessary.
2. Peak measurements: RBW = 1MHz, VBW = 3 MHz, Sweep: Auto.
3. Average measurements: RBW = 1MHz, VBW = 10 Hz, Sweep: Auto.
4. “ * ”, means this data is the worst emission level.
5. Measurement Level = Reading Level + Correct Factor.
6. The average measurement was not performed when the peak measured data under the limit of average detection.

Product : Intel® Dual Band Wireless-AC 8260
 Test Item : Band Edge
 Test Site : No.3 OATS
 Test Mode : Mode 2 SISO B: Transmit (802.11g 6Mbps)
 Test Date : 2016/09/23

RF Radiated Measurement (Horizontal):

Channel No.	Frequency (MHz)	Correct Factor (dB)	Reading Level (dBuV)	Emission Level (dBuV/m)	Peak Limit (dBuV/m)	Average Limit (dBuV/m)	Result
06 (Peak)	2390.000	31.509	30.329	61.838	74.00	54.00	Pass
06 (Peak)	2400.000	31.561	33.421	64.982	--	--	--
06 (Peak)	2434.800	31.813	77.243	109.056	--	--	--
06 (Average)	2390.000	31.509	16.057	47.566	74.00	54.00	Pass
06 (Average)	2400.000	31.561	19.049	50.610	--	--	--
06 (Average)	2440.000	31.852	66.460	98.312	--	--	--

Figure Channel 06: Horizontal (Peak)

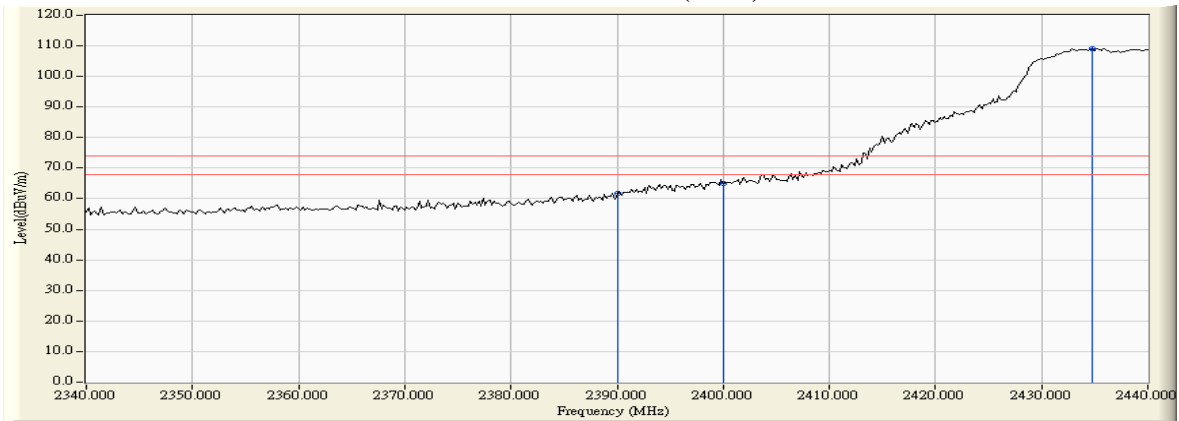
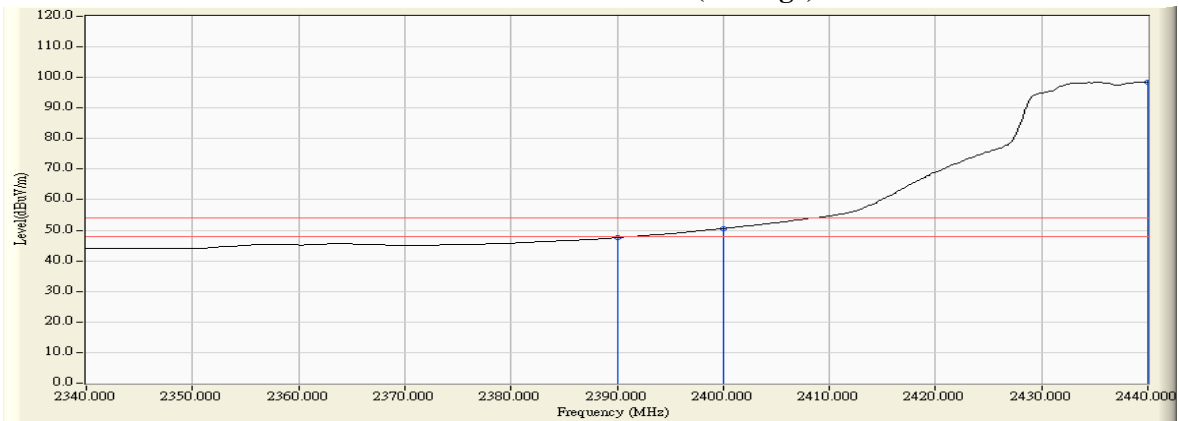


Figure Channel 06: Horizontal (Average)



Note:

1. All readings above 1GHz are performed with peak and/or average measurements as necessary.
2. Peak measurements: RBW = 1MHz, VBW = 3 MHz, Sweep: Auto.
3. Average measurements: RBW = 1MHz, VBW = 10 Hz, Sweep: Auto.
4. “ * ”, means this data is the worst emission level.
5. Measurement Level = Reading Level + Correct Factor.
6. The average measurement was not performed when the peak measured data under the limit of average detection.

Product : Intel® Dual Band Wireless-AC 8260
 Test Item : Band Edge
 Test Site : No.3 OATS
 Test Mode : Mode 2 SISO B: Transmit (802.11g 6Mbps)
 Test Date : 2016/09/23

RF Radiated Measurement (Vertical):

Channel No.	Frequency (MHz)	Correct Factor (dB)	Reading Level (dBuV)	Emission Level (dBuV/m)	Peak Limit (dBuV/m)	Average Limit (dBuV/m)	Result
06 (Peak)	2389.800	30.916	39.845	70.761	74.00	54.00	Pass
06 (Peak)	2390.000	30.915	37.506	68.421	74.00	54.00	Pass
06 (Peak)	2400.000	30.912	43.580	74.492	--	--	--
06 (Peak)	2435.400	31.108	85.103	116.211	--	--	--
06 (Average)	2390.000	30.915	22.089	53.004	74.00	54.00	Pass
06 (Average)	2400.000	30.912	27.290	58.202	--	--	--
06 (Average)	2434.400	31.101	73.899	105.000	--	--	--

Figure Channel 06: Vertical (Peak)

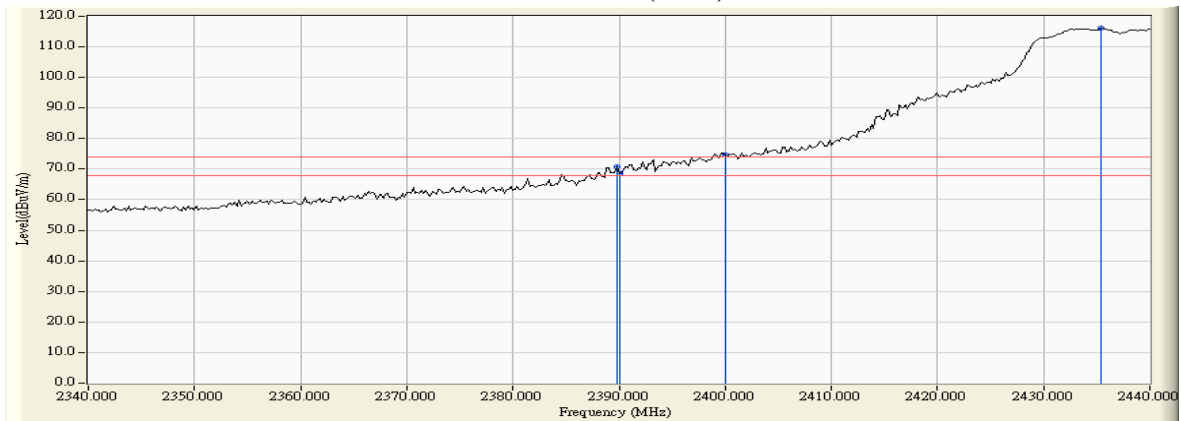
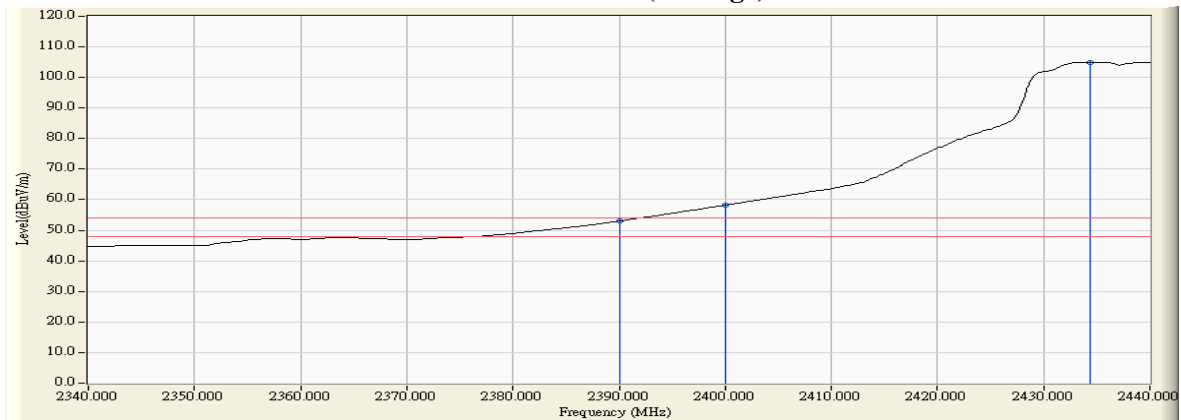


Figure Channel 06: Vertical (Average)



Note:

1. All readings above 1GHz are performed with peak and/or average measurements as necessary.
2. Peak measurements: RBW = 1MHz, VBW = 3 MHz, Sweep: Auto.
3. Average measurements: RBW = 1MHz, VBW = 10 Hz, Sweep: Auto.
4. “ * ”, means this data is the worst emission level.
5. Measurement Level = Reading Level + Correct Factor.
6. The average measurement was not performed when the peak measured data under the limit of average detection.

Product : Intel® Dual Band Wireless-AC 8260
 Test Item : Band Edge
 Test Site : No.3 OATS
 Test Mode : Mode 2 SISO B: Transmit (802.11g 6Mbps)
 Test Date : 2016/09/23

RF Radiated Measurement (Horizontal):

Channel No.	Frequency (MHz)	Correct Factor (dB)	Reading Level (dBuV)	Emission Level (dBuV/m)	Peak Limit (dBuV/m)	Average Limit (dBuV/m)	Result
06 (Peak)	2434.900	31.814	77.419	109.232	--	--	--
06 (Peak)	2483.500	32.182	30.633	62.815	74.00	54.00	Pass
06 (Average)	2435.100	31.815	66.505	98.320	--	--	--
06 (Average)	2483.500	32.182	15.048	47.230	74.00	54.00	Pass

Figure Channel 06: Horizontal (Peak)

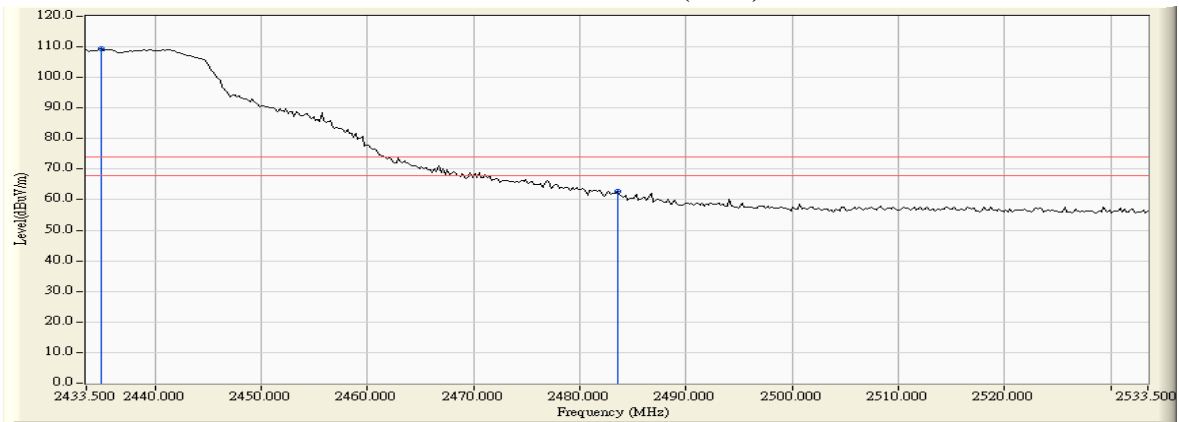
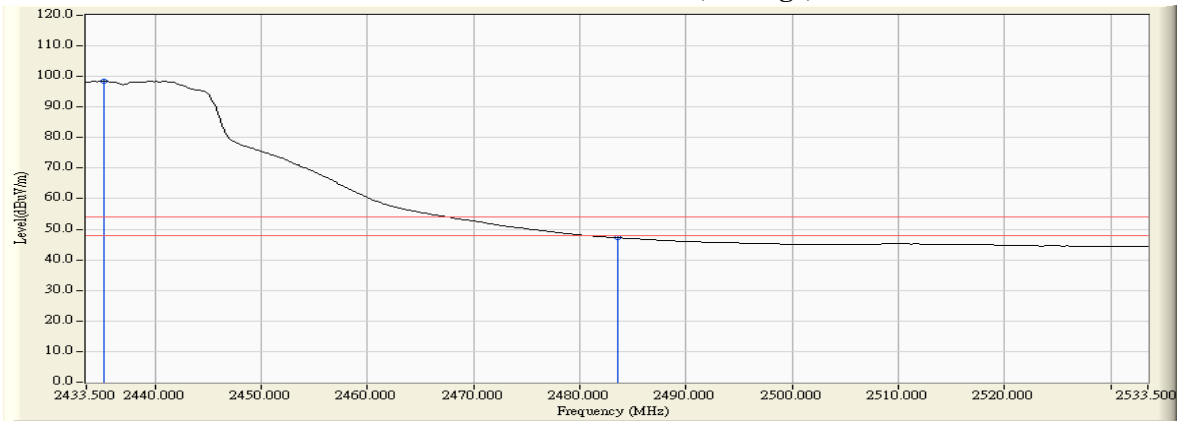


Figure Channel 06: Horizontal (Average)



Note:

1. All readings above 1GHz are performed with peak and/or average measurements as necessary.
2. Peak measurements: RBW = 1MHz, VBW = 3 MHz, Sweep: Auto.
3. Average measurements: RBW = 1MHz, VBW = 10 Hz, Sweep: Auto.
4. “ * ”, means this data is the worst emission level.
5. Measurement Level = Reading Level + Correct Factor.
6. The average measurement was not performed when the peak measured data under the limit of average detection.

Product : Intel® Dual Band Wireless-AC 8260
 Test Item : Band Edge
 Test Site : No.3 OATS
 Test Mode : Mode 2 SISO B: Transmit (802.11g 6Mbps)
 Test Date : 2016/09/23

RF Radiated Measurement (Vertical):

Channel No.	Frequency (MHz)	Correct Factor (dB)	Reading Level (dBuV)	Emission Level (dBuV/m)	Peak Limit (dBuV/m)	Average Limit (dBuV/m)	Result
06 (Peak)	2435.700	31.110	84.906	116.016	--	--	--
06 (Peak)	2483.500	31.435	38.606	70.041	74.00	54.00	Pass
06 (Average)	2434.500	31.102	73.977	105.079	--	--	--
06 (Average)	2483.500	31.435	22.020	53.455	74.00	54.00	Pass

Figure Channel 06: Vertical (Peak)

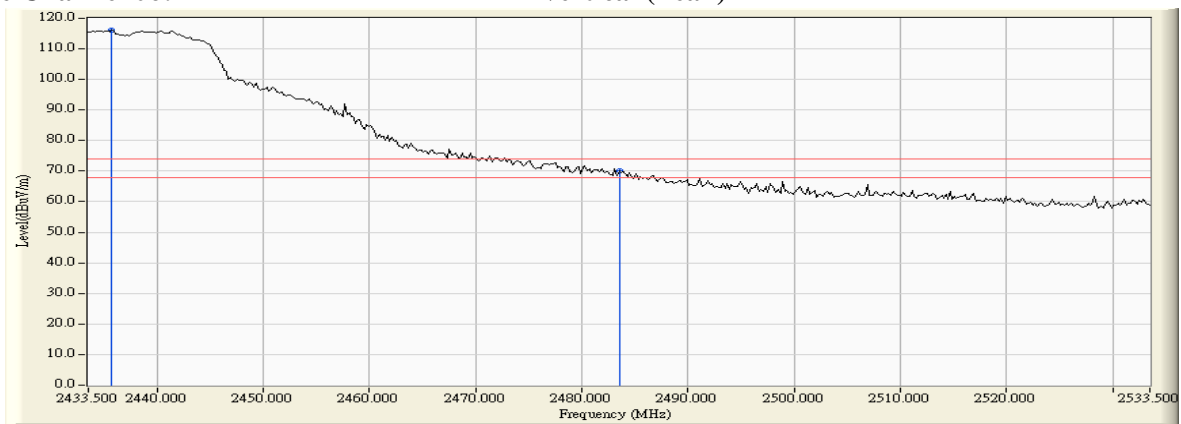
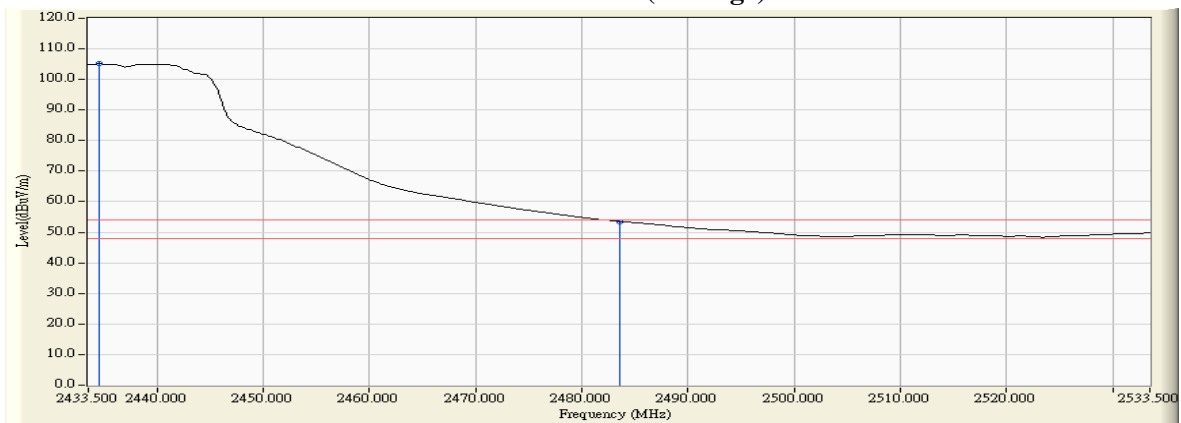


Figure Channel 06: Vertical (Average)



Note:

1. All readings above 1GHz are performed with peak and/or average measurements as necessary.
2. Peak measurements: RBW = 1MHz, VBW = 3 MHz, Sweep: Auto.
3. Average measurements: RBW = 1MHz, VBW = 10 Hz, Sweep: Auto.
4. “ * ”, means this data is the worst emission level.
5. Measurement Level = Reading Level + Correct Factor.
6. The average measurement was not performed when the peak measured data under the limit of average detection.

Product : Intel® Dual Band Wireless-AC 8260
 Test Item : Band Edge
 Test Site : No.3 OATS
 Test Mode : Mode 2 SISO B: Transmit (802.11g 6Mbps)
 Test Date : 2016/09/23

RF Radiated Measurement (Horizontal):

Channel No.	Frequency (MHz)	Correct Factor (dB)	Reading Level (dBuV)	Emission Level (dBuV/m)	Peak Limit (dBuV/m)	Average Limit (dBuV/m)	Result
11 (Peak)	2459.500	32.001	73.575	105.575	--	--	--
11 (Peak)	2483.500	32.182	27.758	59.940	74.00	54.00	Pass
11 (Peak)	2484.100	32.186	28.602	60.789	74.00	54.00	Pass
11 (Average)	2459.300	31.999	62.705	94.704	--	--	--
11 (Average)	2483.500	32.182	15.262	47.444	74.00	54.00	Pass

Figure Channel 11: Horizontal (Peak)

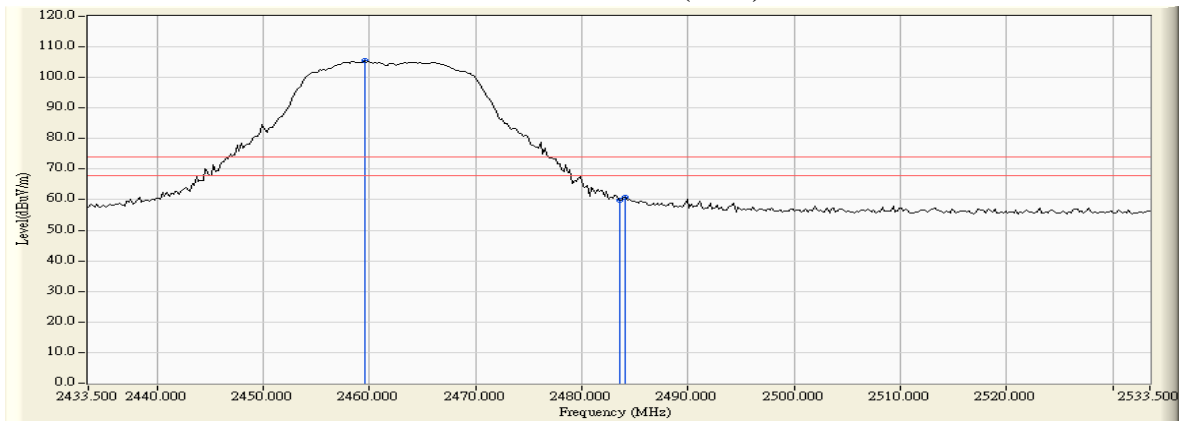
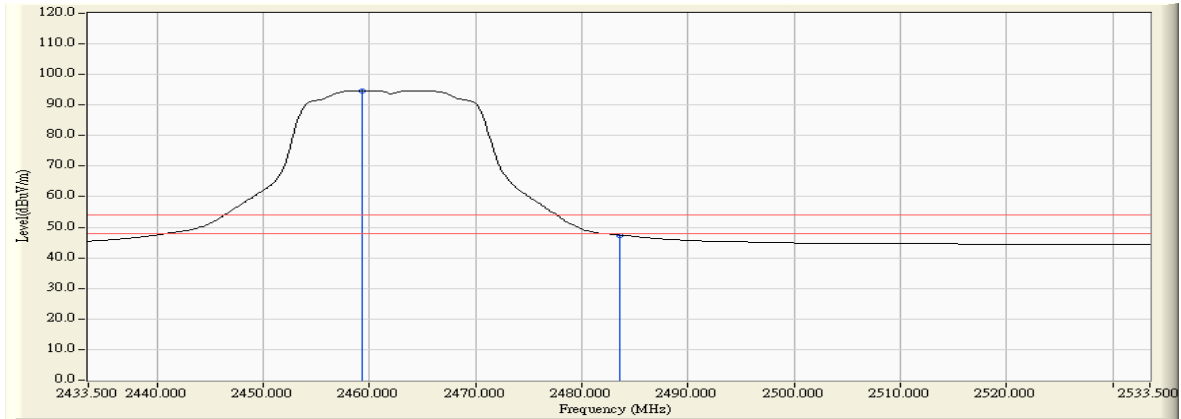


Figure Channel 11: Horizontal (Average)



Note:

1. All readings above 1GHz are performed with peak and/or average measurements as necessary.
2. Peak measurements: RBW = 1MHz, VBW = 3 MHz, Sweep: Auto.
3. Average measurements: RBW = 1MHz, VBW = 10 Hz, Sweep: Auto.
4. “ * ”, means this data is the worst emission level.
5. Measurement Level = Reading Level + Correct Factor.
6. The average measurement was not performed when the peak measured data under the limit of average detection.

Product : Intel® Dual Band Wireless-AC 8260
 Test Item : Band Edge
 Test Site : No.3 OATS
 Test Mode : Mode 2 SISO B: Transmit (802.11g 6Mbps)
 Test Date : 2016/09/23

RF Radiated Measurement (Vertical):

Channel No.	Frequency (MHz)	Correct Factor (dB)	Reading Level (dBuV)	Emission Level (dBuV/m)	Peak Limit (dBuV/m)	Average Limit (dBuV/m)	Result
11 (Peak)	2465.700	31.315	81.976	113.291	--	--	--
11 (Peak)	2483.500	31.435	36.269	67.704	74.00	54.00	Pass
11 (Peak)	2490.300	31.481	36.882	68.363	74.00	54.00	Pass
11 (Average)	2465.500	31.314	70.735	102.049	--	--	--
11 (Average)	2483.500	31.435	21.890	53.325	74.00	54.00	Pass

Figure Channel 11: Vertical (Peak)

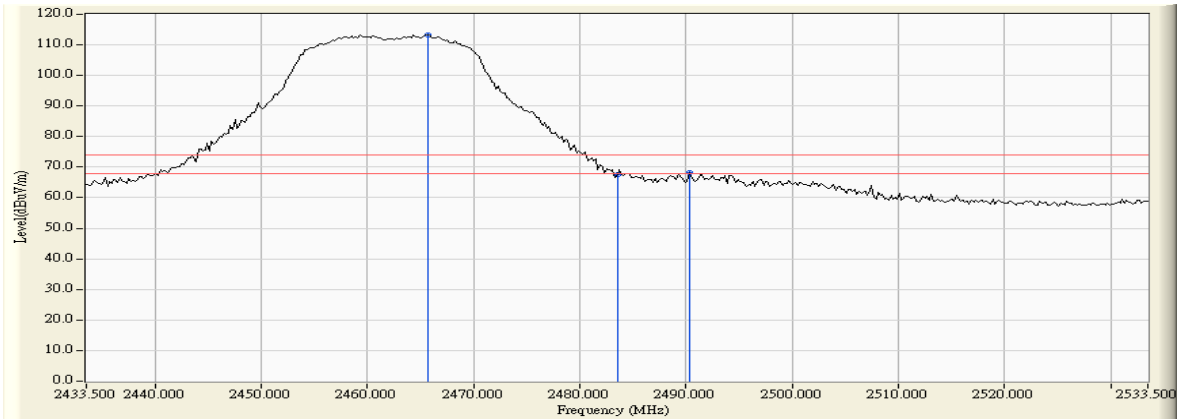
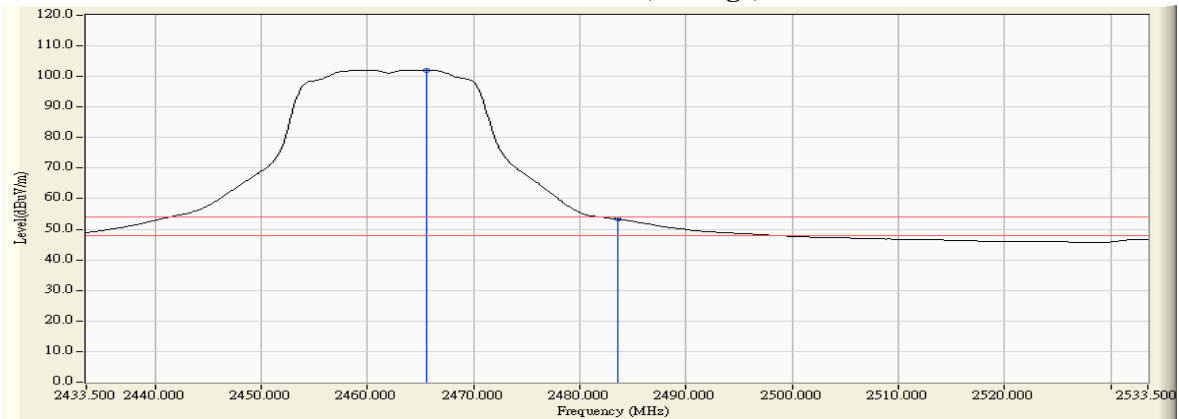


Figure Channel 11: Vertical (Average)



Note:

1. All readings above 1GHz are performed with peak and/or average measurements as necessary.
2. Peak measurements: RBW = 1MHz, VBW = 3 MHz, Sweep: Auto.
3. Average measurements: RBW = 1MHz, VBW = 10 Hz, Sweep: Auto.
4. “ * ”, means this data is the worst emission level.
5. Measurement Level = Reading Level + Correct Factor.
6. The average measurement was not performed when the peak measured data under the limit of average detection.

Product : Intel® Dual Band Wireless-AC 8260
 Test Item : Band Edge
 Test Site : No.3 OATS
 Test Mode : Mode 2 SISO B: Transmit (802.11g 6Mbps)
 Test Date : 2016/09/23

RF Radiated Measurement (Horizontal):

Channel No.	Frequency (MHz)	Correct Factor (dB)	Reading Level (dBuV)	Emission Level (dBuV/m)	Peak Limit (dBuV/m)	Average Limit (dBuV/m)	Result
12 (Peak)	2463.700	32.032	67.118	99.150	--	--	--
12 (Peak)	2483.500	32.182	30.241	62.423	74.00	54.00	Pass
12 (Average)	2463.500	32.031	56.076	88.107	--	--	--
12 (Average)	2483.500	32.182	14.974	47.156	74.00	54.00	Pass

Figure Channel 12: Horizontal (Peak)

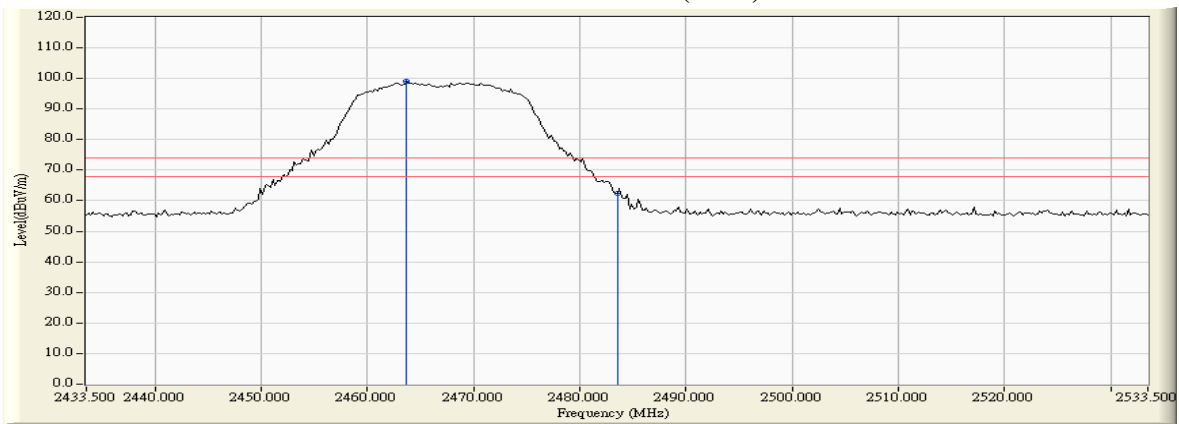
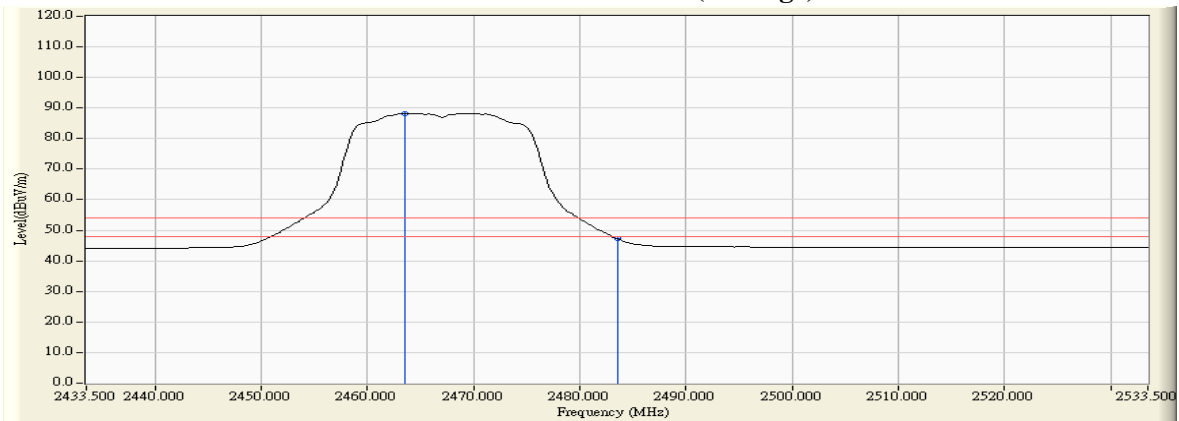


Figure Channel 12: Horizontal (Average)



Note:

1. All readings above 1GHz are performed with peak and/or average measurements as necessary.
2. Peak measurements: RBW = 1MHz, VBW = 3 MHz, Sweep: Auto.
3. Average measurements: RBW = 1MHz, VBW = 10 Hz, Sweep: Auto.
4. “ * ”, means this data is the worst emission level.
5. Measurement Level = Reading Level + Correct Factor.
6. The average measurement was not performed when the peak measured data under the limit of average detection.

Product : Intel® Dual Band Wireless-AC 8260
 Test Item : Band Edge
 Test Site : No.3 OATS
 Test Mode : Mode 2 SISO B: Transmit (802.11g 6Mbps)
 Test Date : 2016/09/23

RF Radiated Measurement (Vertical):

Channel No.	Frequency (MHz)	Correct Factor (dB)	Reading Level (dBuV)	Emission Level (dBuV/m)	Peak Limit (dBuV/m)	Average Limit (dBuV/m)	Result
12 (Peak)	2471.300	31.354	75.861	107.214	--	--	--
12 (Peak)	2483.500	31.435	41.230	72.665	74.00	54.00	Pass
12 (Average)	2470.300	31.346	64.968	96.314	--	--	--
12 (Average)	2483.500	31.435	21.632	53.067	74.00	54.00	Pass

Figure Channel 12: Vertical (Peak)

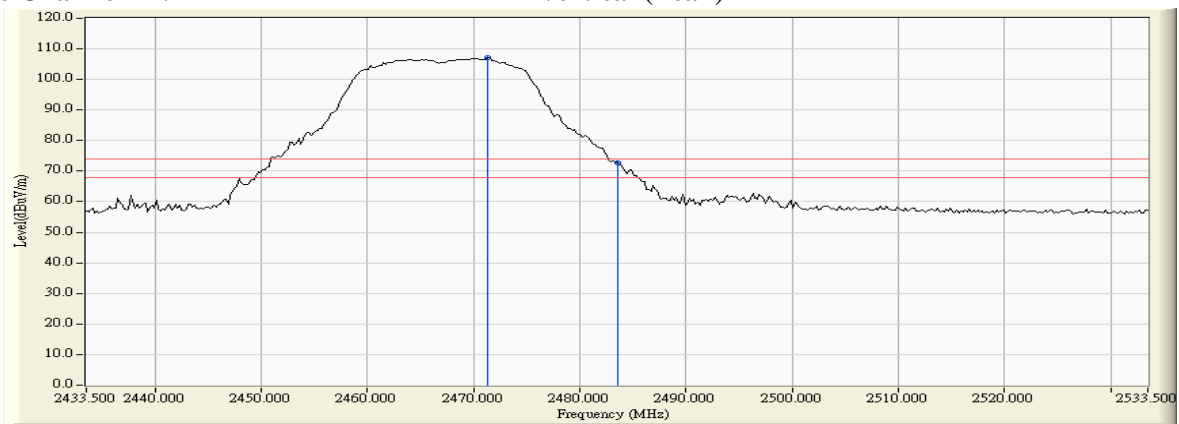
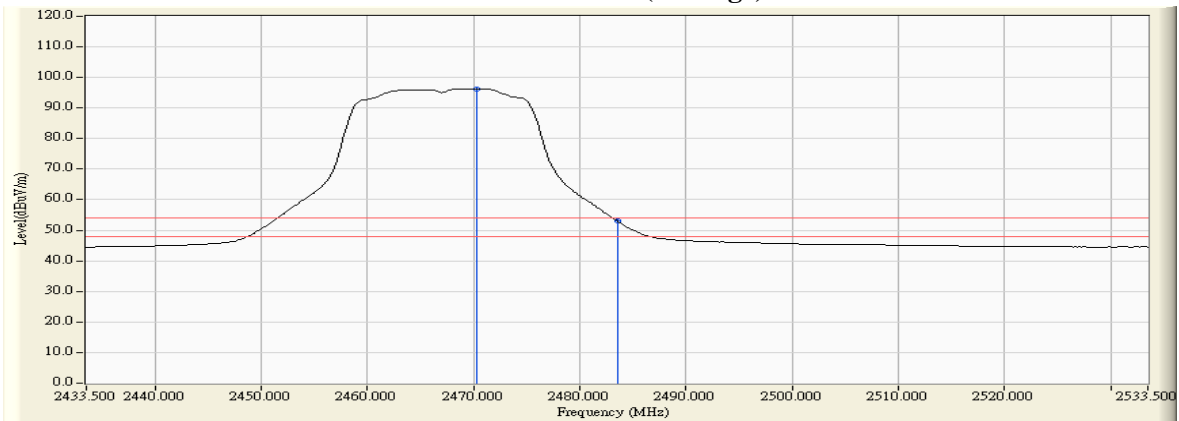


Figure Channel 12: Vertical (Average)



Note:

1. All readings above 1GHz are performed with peak and/or average measurements as necessary.
2. Peak measurements: RBW = 1MHz, VBW = 3 MHz, Sweep: Auto.
3. Average measurements: RBW = 1MHz, VBW = 10 Hz, Sweep: Auto.
4. “ * ”, means this data is the worst emission level.
5. Measurement Level = Reading Level + Correct Factor.
6. The average measurement was not performed when the peak measured data under the limit of average detection.

Product : Intel® Dual Band Wireless-AC 8260
 Test Item : Band Edge
 Test Site : No.3 OATS
 Test Mode : Mode 2 SISO B: Transmit - 802.11n-20BW_7.2Mbps(2.4G Band)
 Test Date : 2016/09/23

RF Radiated Measurement (Horizontal):

Channel No.	Frequency (MHz)	Correct Factor (dB)	Reading Level (dBuV)	Emission Level (dBuV/m)	Peak Limit (dBuV/m)	Average Limit (dBuV/m)	Result
01 (Peak)	2390.000	31.509	33.017	64.526	74.00	54.00	Pass
01 (Peak)	2400.000	31.561	50.414	81.975	--	--	--
01 (Peak)	2410.400	31.627	73.262	104.889	--	--	--
01 (Average)	2390.000	31.509	16.072	47.581	74.00	54.00	Pass
01 (Average)	2400.000	31.561	31.472	63.033	--	--	--
01 (Average)	2415.400	31.664	61.941	93.605	--	--	--

Figure Channel 01: Horizontal (Peak)

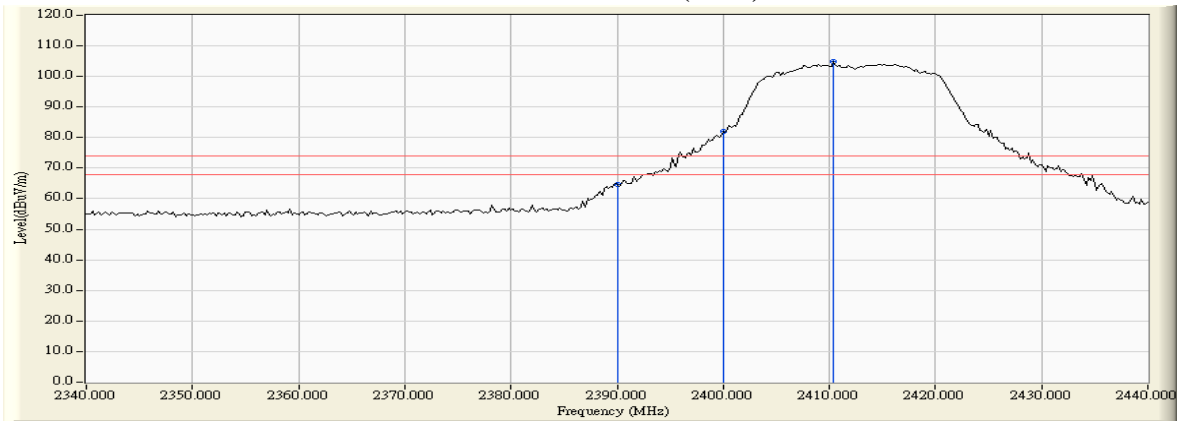
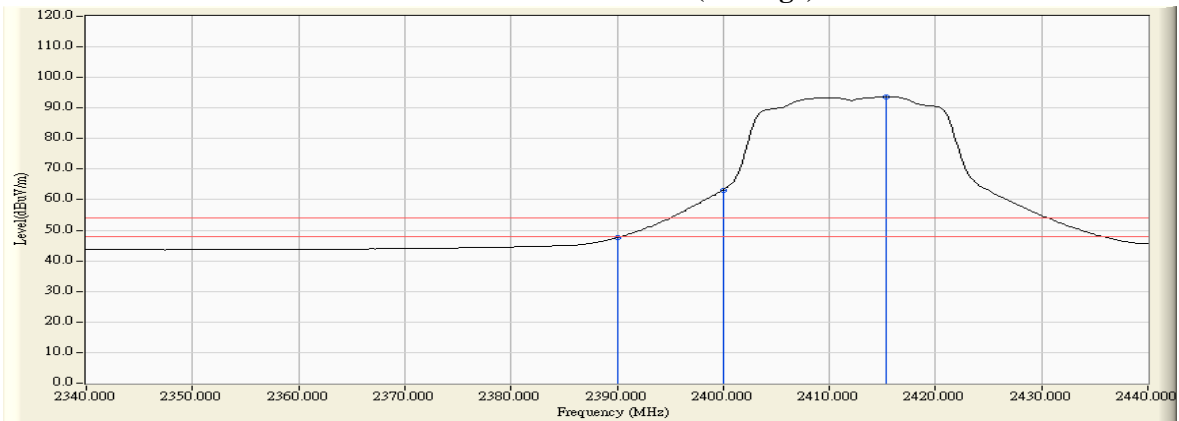


Figure Channel 01: Horizontal (Average)



Note:

1. All readings above 1GHz are performed with peak and/or average measurements as necessary.
2. Peak measurements: RBW = 1MHz, VBW = 3 MHz, Sweep: Auto.
3. Average measurements: RBW = 1MHz, VBW = 10 Hz, Sweep: Auto.
4. “ * ”, means this data is the worst emission level.
5. Measurement Level = Reading Level + Correct Factor.
6. The average measurement was not performed when the peak measured data under the limit of average detection.

Product : Intel® Dual Band Wireless-AC 8260
 Test Item : Band Edge
 Test Site : No.3 OATS
 Test Mode : Mode 2 SISO B: Transmit - 802.11n-20BW_7.2Mbps(2.4G Band)
 Test Date : 2016/09/23

RF Radiated Measurement (Vertical):

Channel No.	Frequency (MHz)	Correct Factor (dB)	Reading Level (dBuV)	Emission Level (dBuV/m)	Peak Limit (dBuV/m)	Average Limit (dBuV/m)	Result
01 (Peak)	2390.000	30.915	40.589	71.504	74.00	54.00	Pass
01 (Peak)	2400.000	30.912	59.598	90.510	--	--	--
01 (Peak)	2415.000	30.970	81.064	112.034	--	--	--
01 (Average)	2390.000	30.915	22.075	52.990	74.00	54.00	Pass
01 (Average)	2400.000	30.912	39.739	70.651	--	--	--
01 (Average)	2409.400	30.939	70.319	101.257	--	--	--

Figure Channel 01: Vertical (Peak)

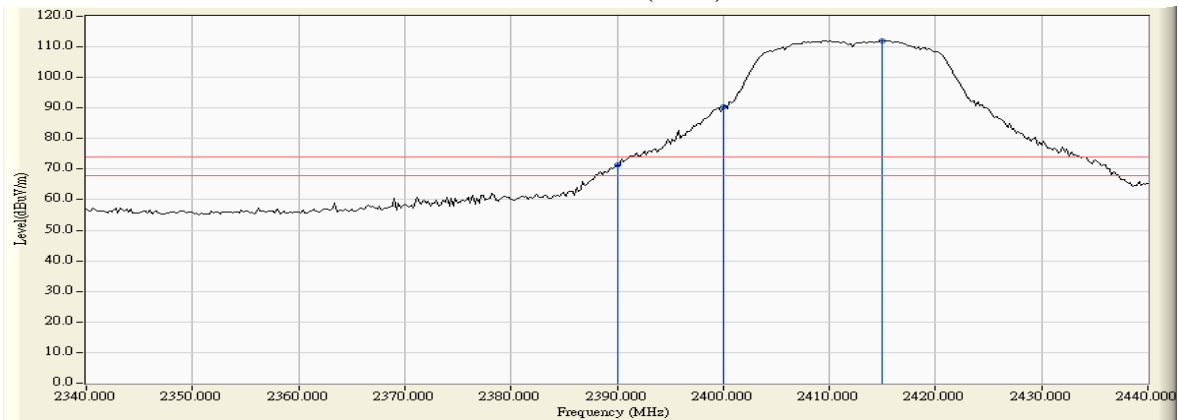
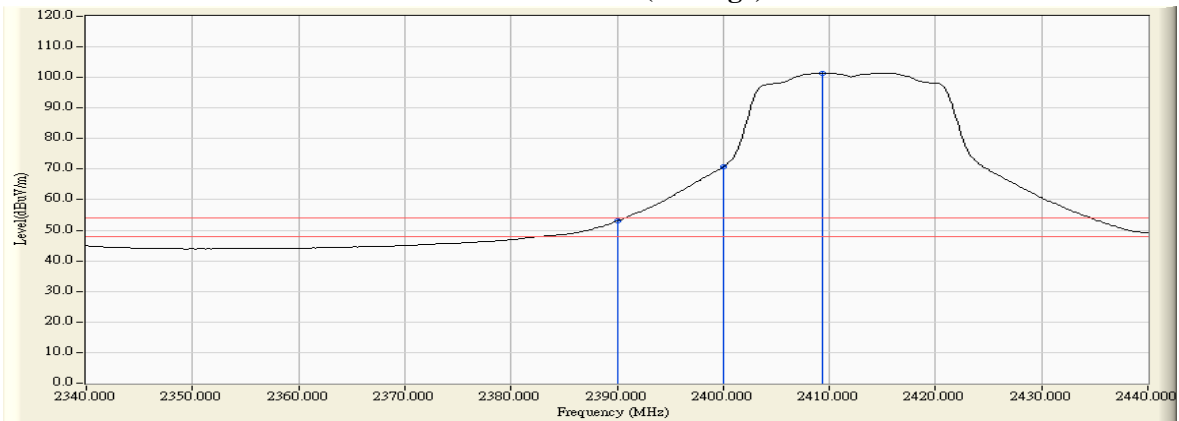


Figure Channel 01: Vertical (Average)



Note:

1. All readings above 1GHz are performed with peak and/or average measurements as necessary.
2. Peak measurements: RBW = 1MHz, VBW = 3 MHz, Sweep: Auto.
3. Average measurements: RBW = 1MHz, VBW = 10 Hz, Sweep: Auto.
4. “ * ”, means this data is the worst emission level.
5. Measurement Level = Reading Level + Correct Factor.
6. The average measurement was not performed when the peak measured data under the limit of average detection.

Product : Intel® Dual Band Wireless-AC 8260
 Test Item : Band Edge
 Test Site : No.3 OATS
 Test Mode : Mode 2 SISO B: Transmit - 802.11n-20BW_7.2Mbps(2.4G Band)
 Test Date : 2016/09/23

RF Radiated Measurement (Horizontal):

Channel No.	Frequency (MHz)	Correct Factor (dB)	Reading Level (dBuV)	Emission Level (dBuV/m)	Peak Limit (dBuV/m)	Average Limit (dBuV/m)	Result
06 (Peak)	2387.800	31.501	31.326	62.827	74.00	54.00	Pass
06 (Peak)	2390.000	31.509	29.367	60.876	74.00	54.00	Pass
06 (Peak)	2400.000	31.561	33.233	64.794	--	--	--
06 (Peak)	2433.000	31.799	76.781	108.580	--	--	--
06 (Average)	2390.000	31.509	15.855	47.364	74.00	54.00	Pass
06 (Average)	2400.000	31.561	18.720	50.281	--	--	--
06 (Average)	2434.600	31.811	65.959	97.770	--	--	--

Figure Channel 06: Horizontal (Peak)

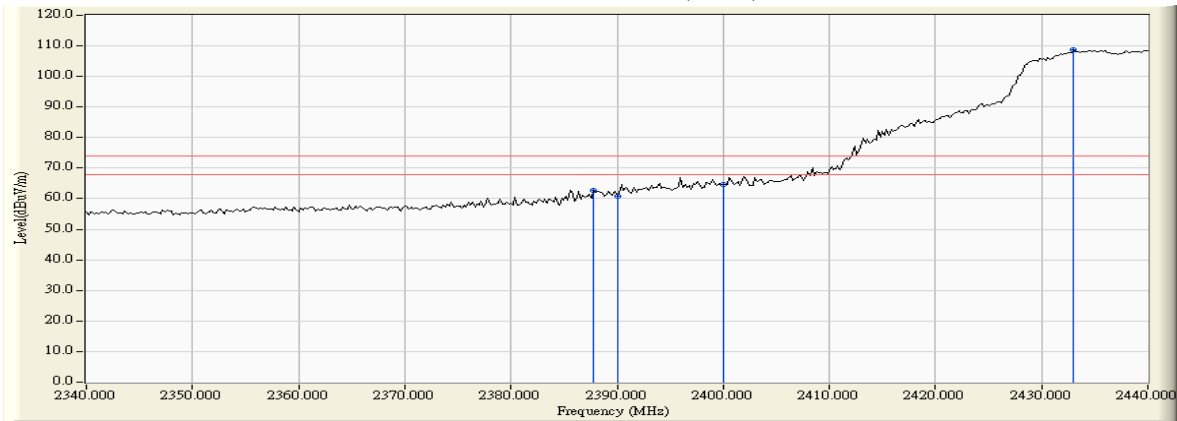
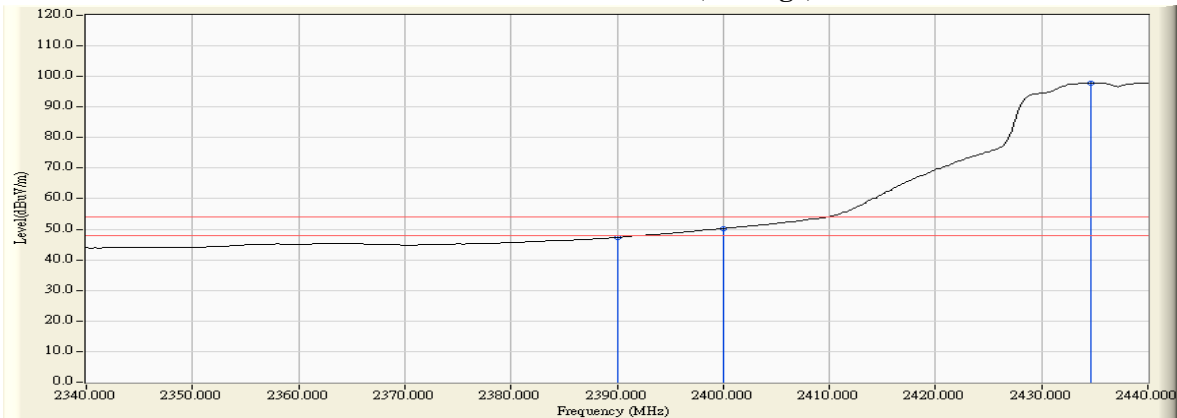


Figure Channel 06: Horizontal (Average)



Note:

1. All readings above 1GHz are performed with peak and/or average measurements as necessary.
2. Peak measurements: RBW = 1MHz, VBW = 3 MHz, Sweep: Auto.
3. Average measurements: RBW = 1MHz, VBW = 10 Hz, Sweep: Auto.
4. “ * ”, means this data is the worst emission level.
5. Measurement Level = Reading Level + Correct Factor.
6. The average measurement was not performed when the peak measured data under the limit of average detection.

Product : Intel® Dual Band Wireless-AC 8260
 Test Item : Band Edge
 Test Site : No.3 OATS
 Test Mode : Mode 2 SISO B: Transmit - 802.11n-20BW_7.2Mbps(2.4G Band)
 Test Date : 2016/09/23

RF Radiated Measurement (Vertical):

Channel No.	Frequency (MHz)	Correct Factor (dB)	Reading Level (dBuV)	Emission Level (dBuV/m)	Peak Limit (dBuV/m)	Average Limit (dBuV/m)	Result
06 (Peak)	2390.000	30.915	39.626	70.541	74.00	54.00	Pass
06 (Peak)	2400.000	30.912	41.488	72.400	--	--	--
06 (Peak)	2434.000	31.099	84.013	115.112	--	--	--
06 (Average)	2390.000	30.915	21.313	52.228	74.00	54.00	Pass
06 (Average)	2400.000	30.912	26.000	56.912	--	--	--
06 (Average)	2434.600	31.102	72.670	103.773	--	--	--

Figure Channel 06: Vertical (Peak)

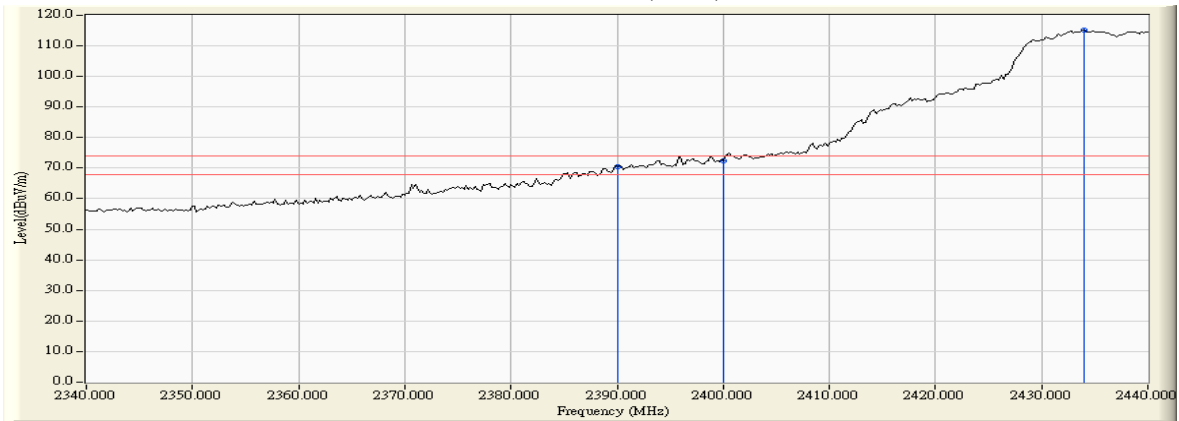
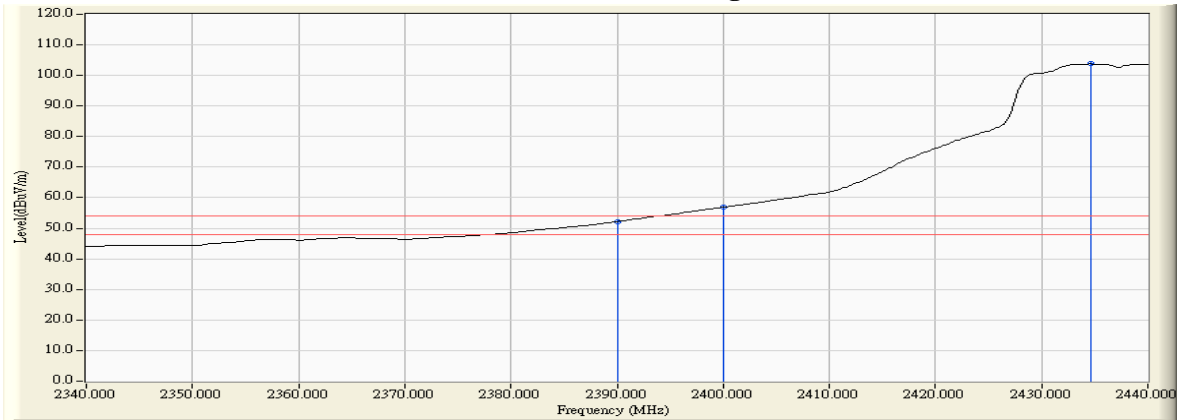


Figure Channel 06: Vertical (Average)



Note:

1. All readings above 1GHz are performed with peak and/or average measurements as necessary.
2. Peak measurements: RBW = 1MHz, VBW = 3 MHz, Sweep: Auto.
3. Average measurements: RBW = 1MHz, VBW = 10 Hz, Sweep: Auto.
4. “ * ”, means this data is the worst emission level.
5. Measurement Level = Reading Level + Correct Factor.
6. The average measurement was not performed when the peak measured data under the limit of average detection.

Product : Intel® Dual Band Wireless-AC 8260
 Test Item : Band Edge
 Test Site : No.3 OATS
 Test Mode : Mode 2 SISO B: Transmit - 802.11n-20BW_7.2Mbps(2.4G Band)
 Test Date : 2016/09/23

RF Radiated Measurement (Horizontal):

Channel No.	Frequency (MHz)	Correct Factor (dB)	Reading Level (dBuV)	Emission Level (dBuV/m)	Peak Limit (dBuV/m)	Average Limit (dBuV/m)	Result
06 (Peak)	2433.900	31.806	77.150	108.956	--	--	--
06 (Peak)	2483.500	32.182	29.253	61.435	74.00	54.00	Pass
06 (Peak)	2484.300	32.187	31.080	63.268	74.00	54.00	Pass
06 (Average)	2440.100	31.852	65.948	97.801	--	--	--
06 (Average)	2483.500	32.182	14.741	46.923	74.00	54.00	Pass

Figure Channel 06: Horizontal (Peak)

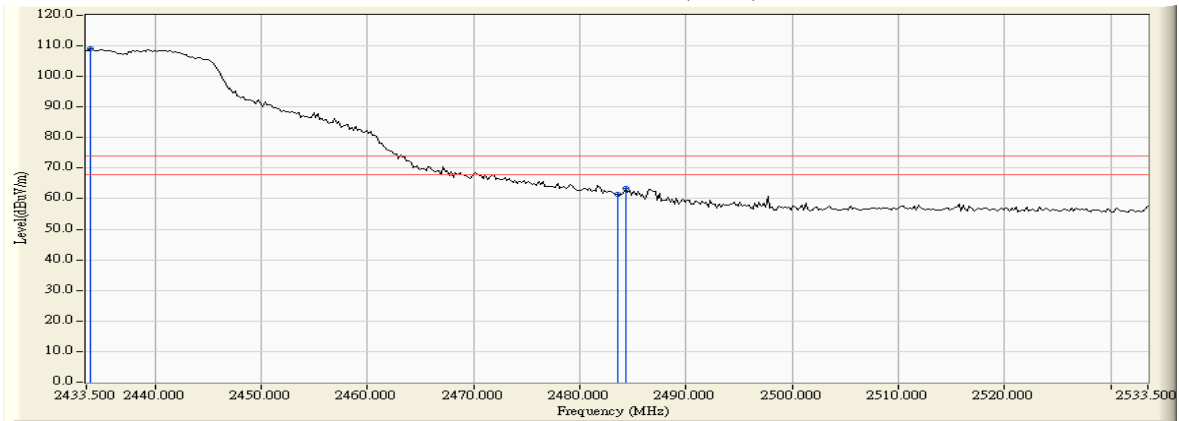
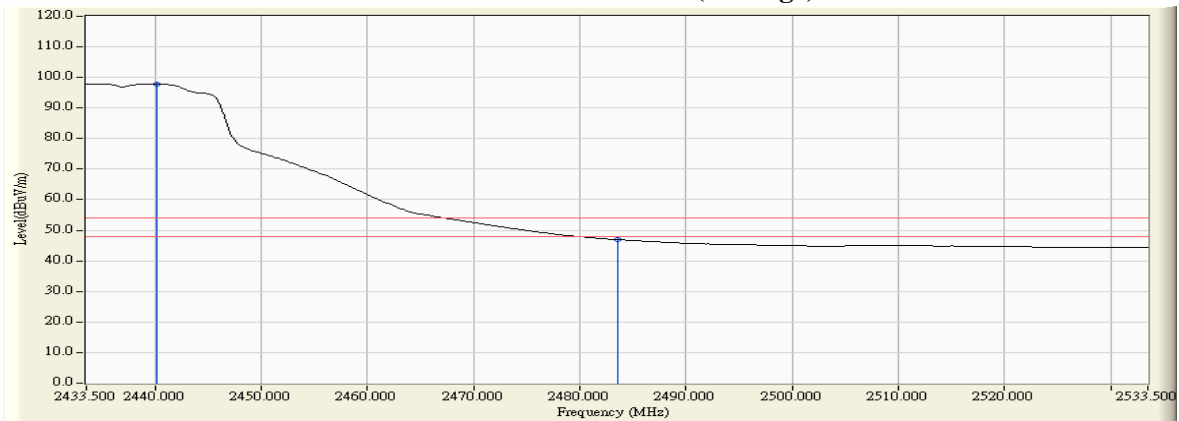


Figure Channel 06: Horizontal (Average)



Note:

1. All readings above 1GHz are performed with peak and/or average measurements as necessary.
2. Peak measurements: RBW = 1MHz, VBW = 3 MHz, Sweep: Auto.
3. Average measurements: RBW = 1MHz, VBW = 10 Hz, Sweep: Auto.
4. “ * ”, means this data is the worst emission level.
5. Measurement Level = Reading Level + Correct Factor.
6. The average measurement was not performed when the peak measured data under the limit of average detection.

Product : Intel® Dual Band Wireless-AC 8260
 Test Item : Band Edge
 Test Site : No.3 OATS
 Test Mode : Mode 2 SISO B: Transmit - 802.11n-20BW_7.2Mbps(2.4G Band)
 Test Date : 2016/09/23

RF Radiated Measurement (Vertical):

Channel No.	Frequency (MHz)	Correct Factor (dB)	Reading Level (dBuV)	Emission Level (dBuV/m)	Peak Limit (dBuV/m)	Average Limit (dBuV/m)	Result
06 (Peak)	2435.100	31.106	84.227	115.333	--	--	--
06 (Peak)	2483.500	31.435	38.892	70.327	74.00	54.00	Pass
06 (Average)	2434.500	31.102	72.648	103.750	--	--	--
06 (Average)	2483.500	31.435	21.730	53.165	74.00	54.00	Pass

Figure Channel 06: Vertical (Peak)

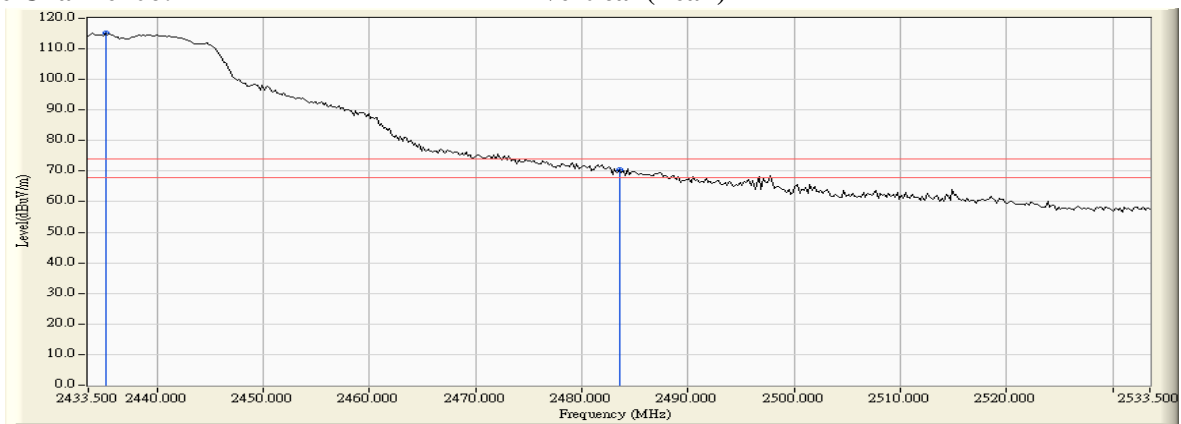
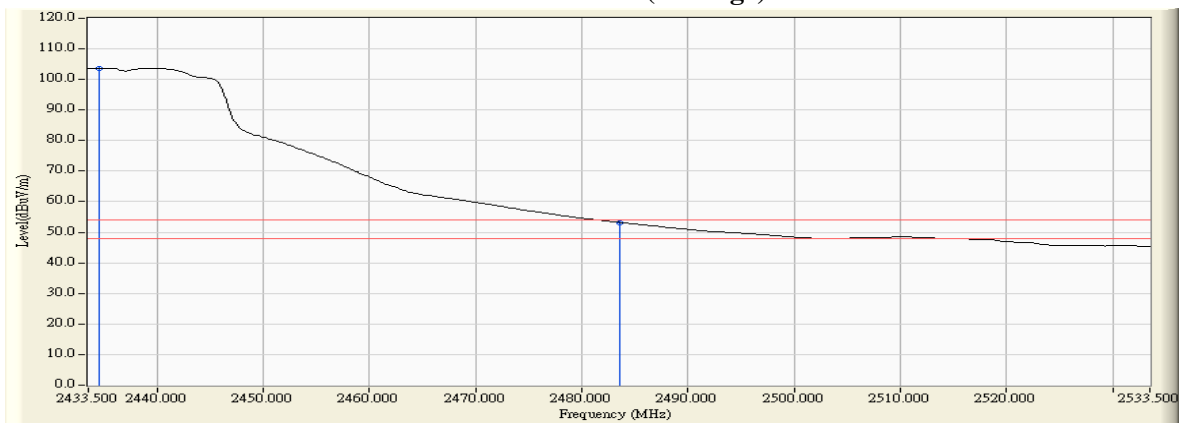


Figure Channel 06: Vertical (Average)



Note:

1. All readings above 1GHz are performed with peak and/or average measurements as necessary.
2. Peak measurements: RBW = 1MHz, VBW = 3 MHz, Sweep: Auto.
3. Average measurements: RBW = 1MHz, VBW = 10 Hz, Sweep: Auto.
4. “ * ”, means this data is the worst emission level.
5. Measurement Level = Reading Level + Correct Factor.
6. The average measurement was not performed when the peak measured data under the limit of average detection.

Product : Intel® Dual Band Wireless-AC 8260
 Test Item : Band Edge
 Test Site : No.3 OATS
 Test Mode : Mode 2 SISO B: Transmit - 802.11n-20BW_7.2Mbps(2.4G Band)
 Test Date : 2016/09/23

RF Radiated Measurement (Horizontal):

Channel No.	Frequency (MHz)	Correct Factor (dB)	Reading Level (dBuV)	Emission Level (dBuV/m)	Peak Limit (dBuV/m)	Average Limit (dBuV/m)	Result
11 (Peak)	2459.100	31.998	72.631	104.628	--	--	--
11 (Peak)	2483.500	32.182	28.310	60.492	74.00	54.00	Pass
11 (Peak)	2484.300	32.187	29.907	62.095	74.00	54.00	Pass
11 (Average)	2459.100	31.998	61.849	93.846	--	--	--
11 (Average)	2483.500	32.182	15.150	47.332	74.00	54.00	Pass

Figure Channel 11: Horizontal (Peak)

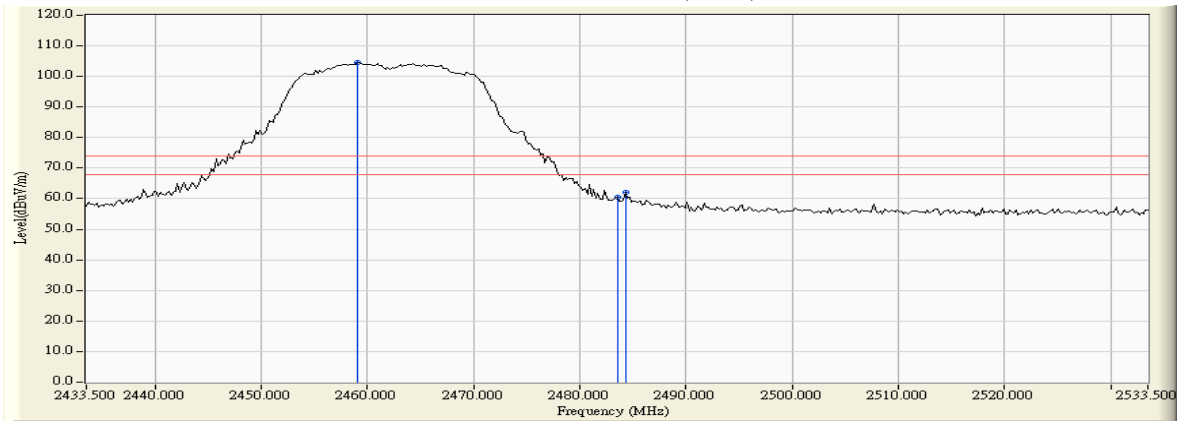
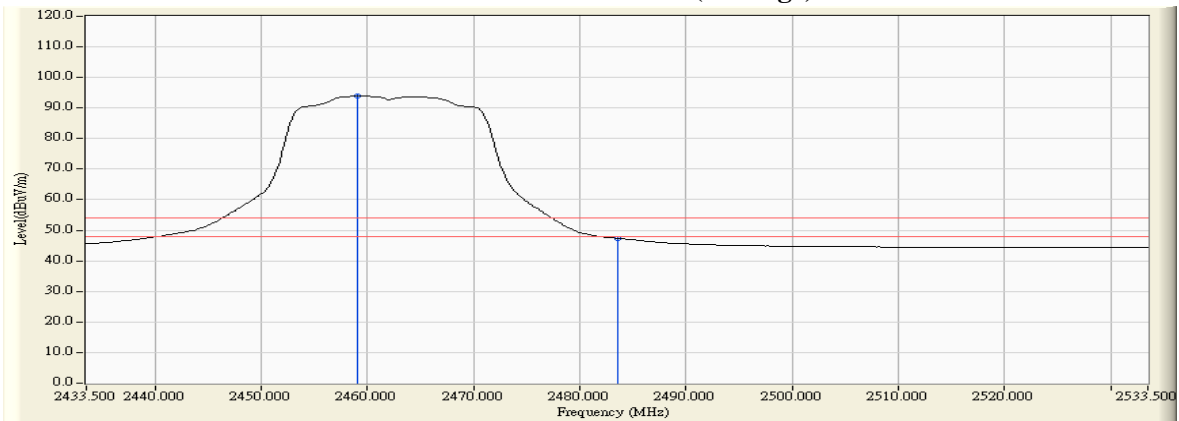


Figure Channel 11: Horizontal (Average)



Note:

1. All readings above 1GHz are performed with peak and/or average measurements as necessary.
2. Peak measurements: RBW = 1MHz, VBW = 3 MHz, Sweep: Auto.
3. Average measurements: RBW = 1MHz, VBW = 10 Hz, Sweep: Auto.
4. “ * ”, means this data is the worst emission level.
5. Measurement Level = Reading Level + Correct Factor.
6. The average measurement was not performed when the peak measured data under the limit of average detection.

Product : Intel® Dual Band Wireless-AC 8260
 Test Item : Band Edge
 Test Site : No.3 OATS
 Test Mode : Mode 2 SISO B: Transmit - 802.11n-20BW_7.2Mbps(2.4G Band)
 Test Date : 2016/09/23

RF Radiated Measurement (Vertical):

Channel No.	Frequency (MHz)	Correct Factor (dB)	Reading Level (dBuV)	Emission Level (dBuV/m)	Peak Limit (dBuV/m)	Average Limit (dBuV/m)	Result
11 (Peak)	2460.100	31.277	81.566	112.843	--	--	--
11 (Peak)	2483.500	31.435	36.530	67.965	74.00	54.00	Pass
11 (Peak)	2488.900	31.472	37.848	69.320	74.00	54.00	Pass
11 (Average)	2465.300	31.313	70.221	101.534	--	--	--
11 (Average)	2483.500	31.435	21.590	53.025	74.00	54.00	Pass

Figure Channel 11: Vertical (Peak)

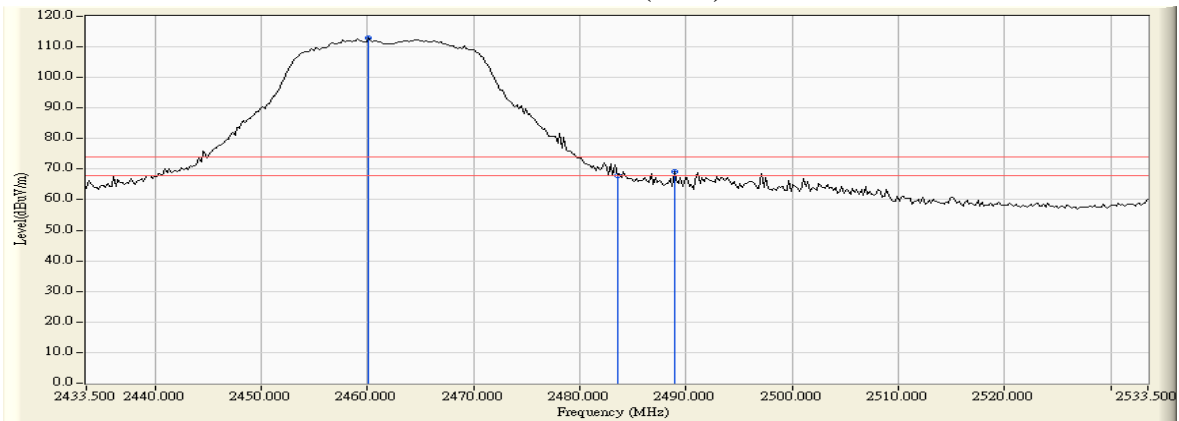
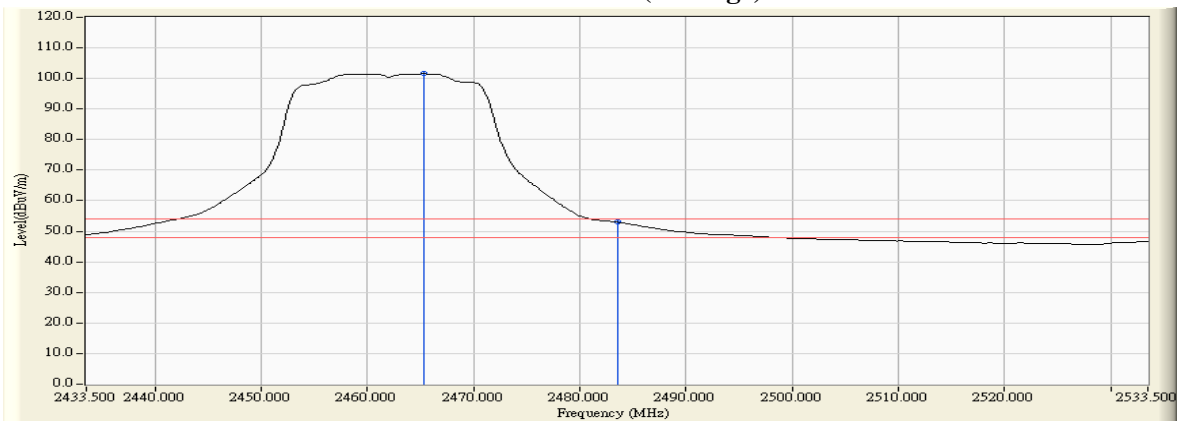


Figure Channel 11: Vertical (Average)



Note:

1. All readings above 1GHz are performed with peak and/or average measurements as necessary.
2. Peak measurements: RBW = 1MHz, VBW = 3 MHz, Sweep: Auto.
3. Average measurements: RBW = 1MHz, VBW = 10 Hz, Sweep: Auto.
4. “ * ”, means this data is the worst emission level.
5. Measurement Level = Reading Level + Correct Factor.
6. The average measurement was not performed when the peak measured data under the limit of average detection.

Product : Intel® Dual Band Wireless-AC 8260
 Test Item : Band Edge
 Test Site : No.3 OATS
 Test Mode : Mode 2 SISO B: Transmit - 802.11n-20BW_7.2Mbps(2.4G Band)
 Test Date : 2016/09/23

RF Radiated Measurement (Horizontal):

Channel No.	Frequency (MHz)	Correct Factor (dB)	Reading Level (dBuV)	Emission Level (dBuV/m)	Peak Limit (dBuV/m)	Average Limit (dBuV/m)	Result
12 (Peak)	2462.900	32.026	66.130	98.156	--	--	--
12 (Peak)	2483.500	32.182	28.924	61.106	74.00	54.00	Pass
12 (Peak)	2484.500	32.190	29.313	61.503	74.00	54.00	Pass
12 (Average)	2463.500	32.031	55.707	87.738	--	--	--
12 (Average)	2483.500	32.182	15.079	47.261	74.00	54.00	Pass

Figure Channel 12: Horizontal (Peak)

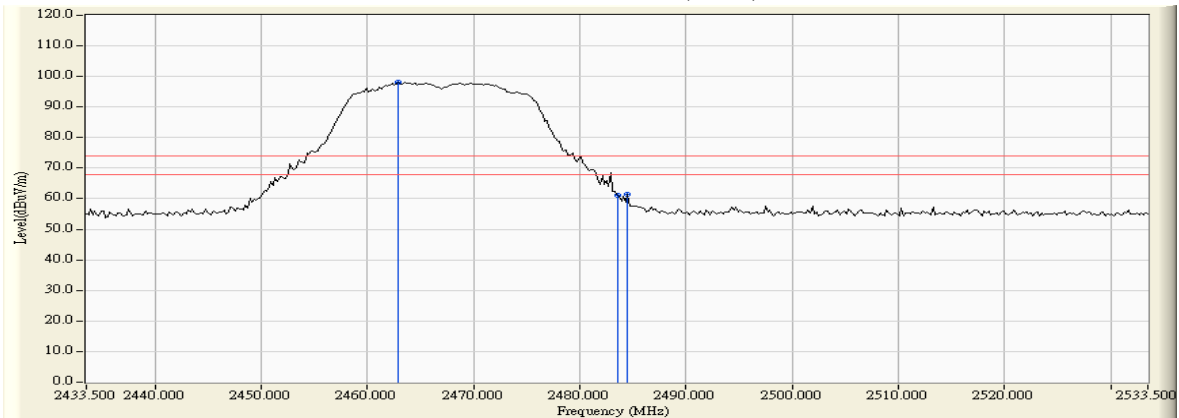
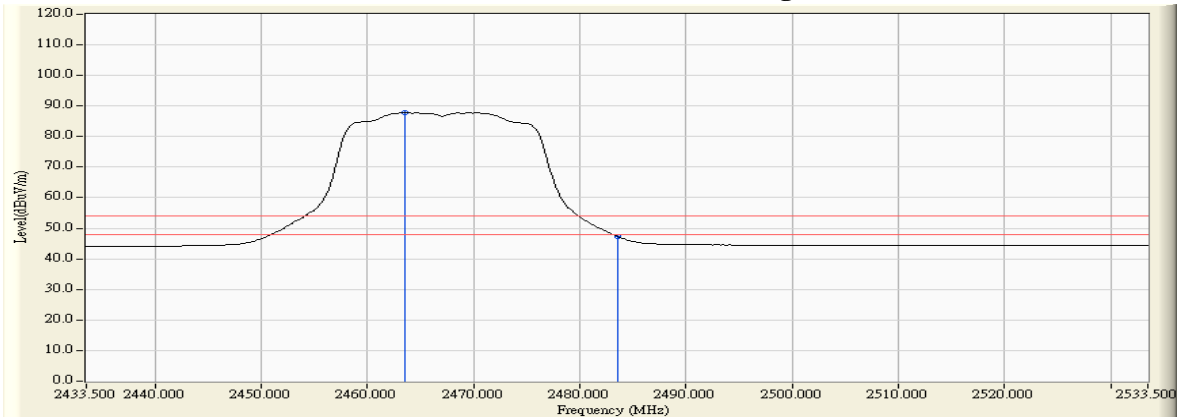


Figure Channel 12: Horizontal (Average)



Note:

1. All readings above 1GHz are performed with peak and/or average measurements as necessary.
2. Peak measurements: RBW = 1MHz, VBW = 3 MHz, Sweep: Auto.
3. Average measurements: RBW = 1MHz, VBW = 10 Hz, Sweep: Auto.
4. “ * ”, means this data is the worst emission level.
5. Measurement Level = Reading Level + Correct Factor.
6. The average measurement was not performed when the peak measured data under the limit of average detection.

Product : Intel® Dual Band Wireless-AC 8260
 Test Item : Band Edge
 Test Site : No.3 OATS
 Test Mode : Mode 2 SISO B: Transmit - 802.11n-20BW_7.2Mbps(2.4G Band)
 Test Date : 2016/09/23

RF Radiated Measurement (Vertical):

Channel No.	Frequency (MHz)	Correct Factor (dB)	Reading Level (dBuV)	Emission Level (dBuV/m)	Peak Limit (dBuV/m)	Average Limit (dBuV/m)	Result
12 (Peak)	2464.100	31.305	75.925	107.230	--	--	--
12 (Peak)	2483.500	31.435	40.160	71.595	74.00	54.00	Pass
12 (Peak)	2484.100	31.439	40.706	72.145	74.00	54.00	Pass
12 (Average)	2469.700	31.342	64.867	96.209	--	--	--
12 (Average)	2483.500	31.435	21.926	53.361	74.00	54.00	Pass

Figure Channel 12: Vertical (Peak)

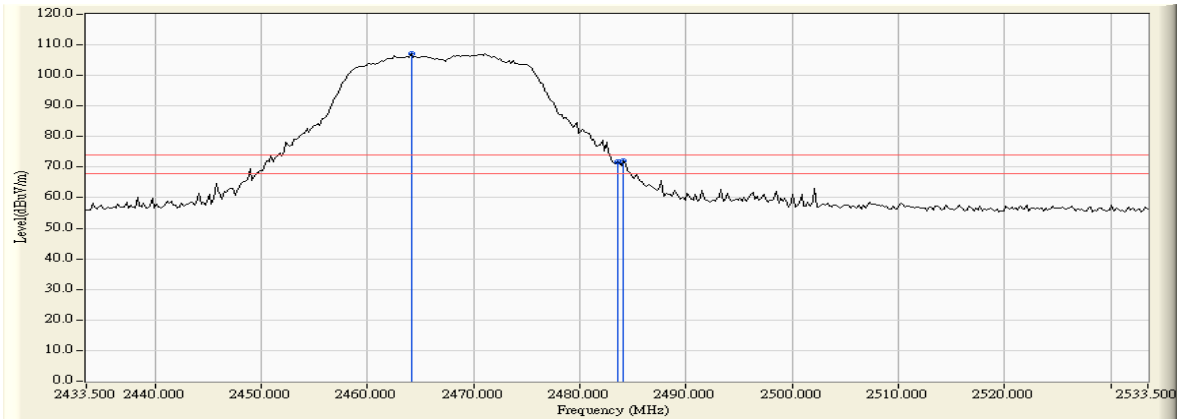
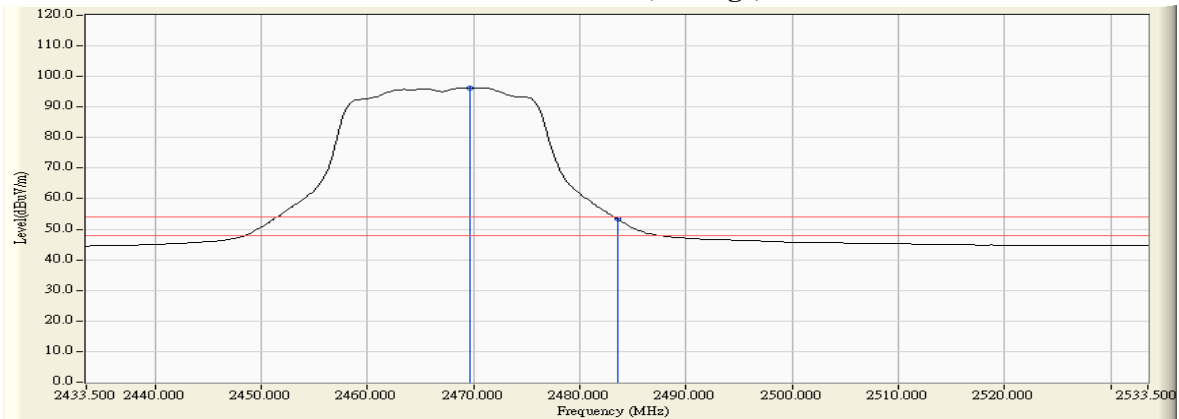


Figure Channel 12: Vertical (Average)



Note:

1. All readings above 1GHz are performed with peak and/or average measurements as necessary.
2. Peak measurements: RBW = 1MHz, VBW = 3 MHz, Sweep: Auto.
3. Average measurements: RBW = 1MHz, VBW = 10 Hz, Sweep: Auto.
4. “ * ”, means this data is the worst emission level.
5. Measurement Level = Reading Level + Correct Factor.
6. The average measurement was not performed when the peak measured data under the limit of average detection.

Product : Intel® Dual Band Wireless-AC 8260
 Test Item : Band Edge
 Test Site : No.3 OATS
 Test Mode : Mode 2 SISO B: Transmit - 802.11n-40BW_15Mbps(2.4G Band)
 Test Date : 2016/09/23

RF Radiated Measurement (Horizontal):

Channel No.	Frequency (MHz)	Correct Factor (dB)	Reading Level (dBuV)	Emission Level (dBuV/m)	Peak Limit (dBuV/m)	Average Limit (dBuV/m)	Result
03 (Peak)	2388.800	31.505	30.876	62.380	74.00	54.00	Pass
03 (Peak)	2390.000	31.509	28.497	60.006	74.00	54.00	Pass
03 (Peak)	2400.000	31.561	43.578	75.139	--	--	--
03 (Peak)	2417.400	31.679	67.138	98.818	--	--	--
03 (Average)	2390.000	31.509	16.619	48.128	74.00	54.00	Pass
03 (Average)	2400.000	31.561	29.985	61.546	--	--	--
03 (Average)	2419.400	31.695	55.422	87.117	--	--	--

Figure Channel 03: Horizontal (Peak)

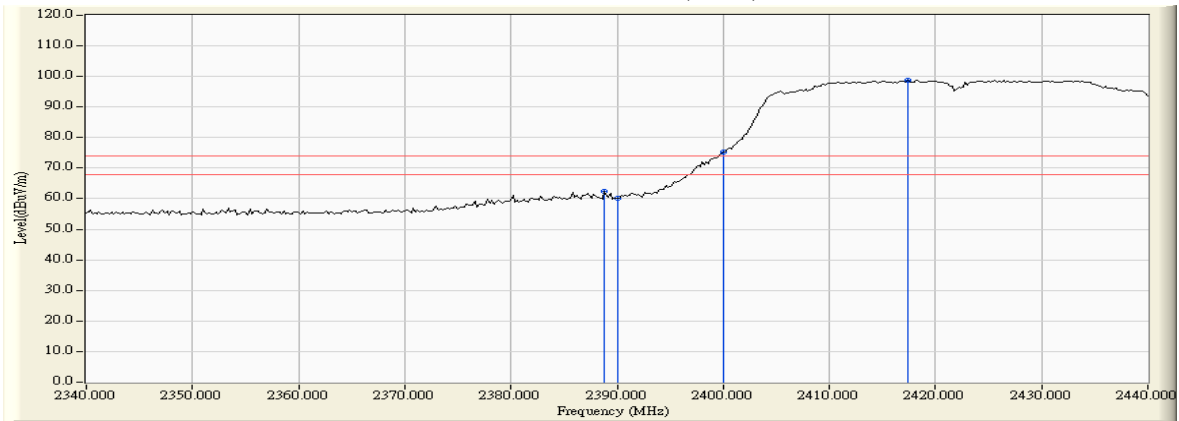
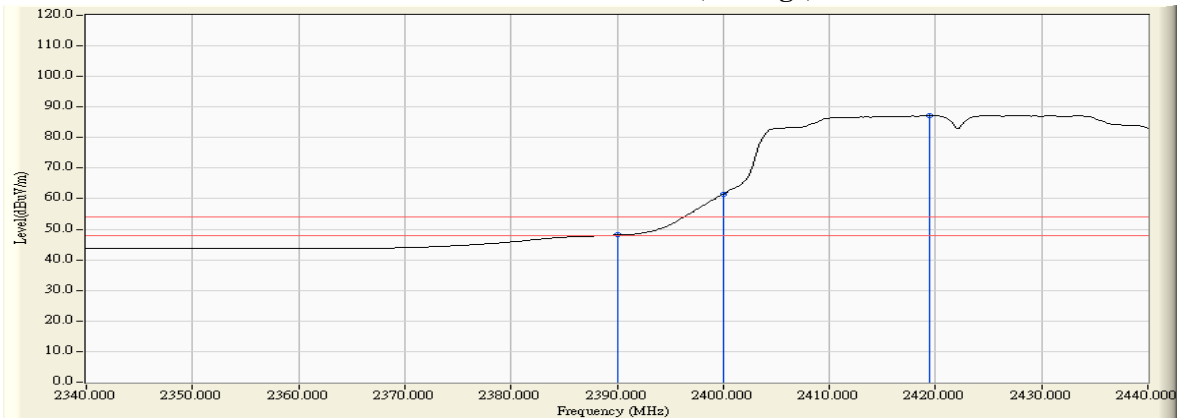


Figure Channel 03: Horizontal (Average)



Note:

1. All readings above 1GHz are performed with peak and/or average measurements as necessary.
2. Peak measurements: RBW = 1MHz, VBW = 3 MHz, Sweep: Auto.
3. Average measurements: RBW = 1MHz, VBW = 10 Hz, Sweep: Auto.
4. “ * ”, means this data is the worst emission level.
5. Measurement Level = Reading Level + Correct Factor.
6. The average measurement was not performed when the peak measured data under the limit of average detection.

Product : Intel® Dual Band Wireless-AC 8260
 Test Item : Band Edge
 Test Site : No.3 OATS
 Test Mode : Mode 2 SISO B: Transmit - 802.11n-40BW_15Mbps(2.4G Band)
 Test Date : 2016/09/23

RF Radiated Measurement (Vertical):

Channel No.	Frequency (MHz)	Correct Factor (dB)	Reading Level (dBuV)	Emission Level (dBuV/m)	Peak Limit (dBuV/m)	Average Limit (dBuV/m)	Result
03 (Peak)	2389.000	30.920	36.457	67.377	74.00	54.00	Pass
03 (Peak)	2390.000	30.915	35.018	65.933	74.00	54.00	Pass
03 (Peak)	2400.000	30.912	51.570	82.482	--	--	--
03 (Peak)	2425.800	31.044	75.792	106.835	--	--	--
03 (Average)	2390.000	30.915	22.149	53.064	74.00	54.00	Pass
03 (Average)	2400.000	30.912	37.373	68.285	--	--	--
03 (Average)	2427.000	31.050	63.491	94.542	--	--	--

Figure Channel 03: Vertical (Peak)

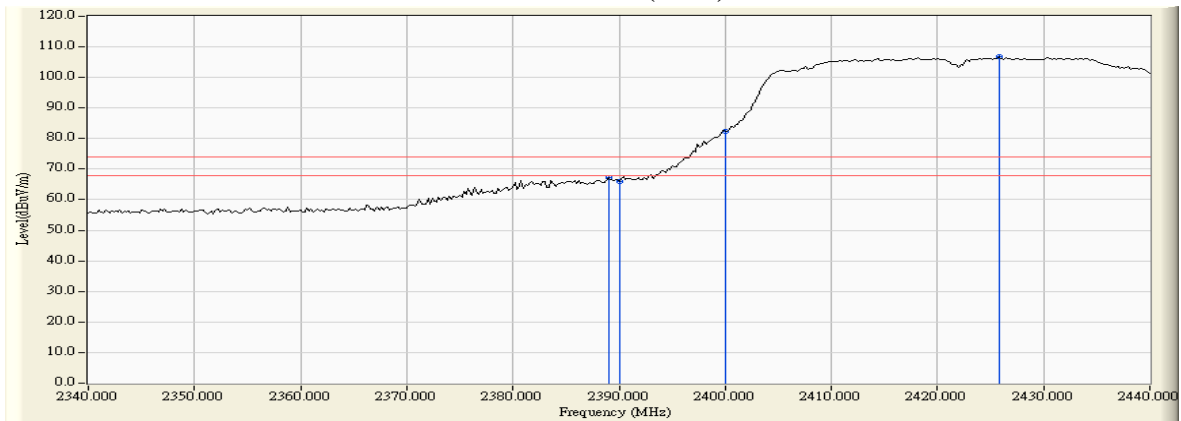
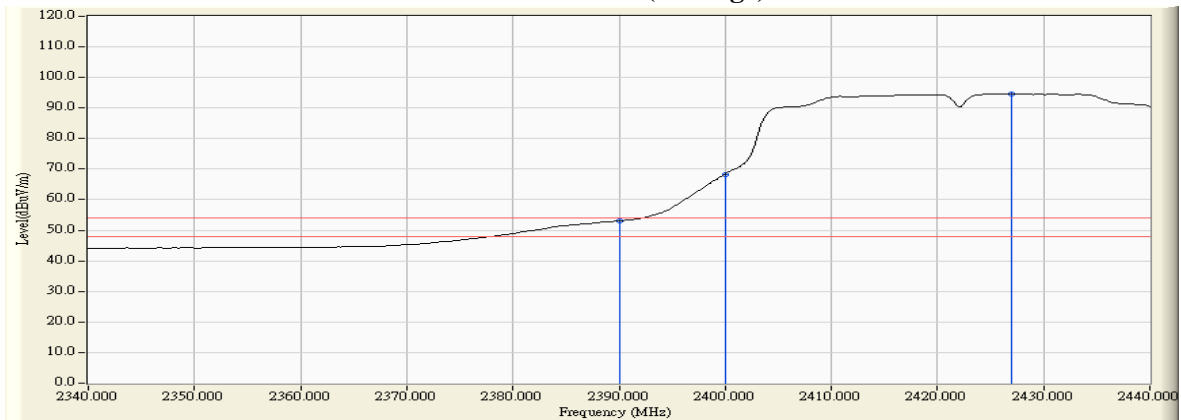


Figure Channel 03: Vertical (Average)



Note:

1. All readings above 1GHz are performed with peak and/or average measurements as necessary.
2. Peak measurements: RBW = 1MHz, VBW = 3 MHz, Sweep: Auto.
3. Average measurements: RBW = 1MHz, VBW = 10 Hz, Sweep: Auto.
4. “ * ”, means this data is the worst emission level.
5. Measurement Level = Reading Level + Correct Factor.
6. The average measurement was not performed when the peak measured data under the limit of average detection.

Product : Intel® Dual Band Wireless-AC 8260
 Test Item : Band Edge
 Test Site : No.3 OATS
 Test Mode : Mode 2 SISO B: Transmit - 802.11n-40BW_15Mbps(2.4G Band)
 Test Date : 2016/09/23

RF Radiated Measurement (Horizontal):

Channel No.	Frequency (MHz)	Correct Factor (dB)	Reading Level (dBuV)	Emission Level (dBuV/m)	Peak Limit (dBuV/m)	Average Limit (dBuV/m)	Result
06 (Peak)	2390.000	31.509	27.765	59.274	74.00	54.00	Pass
06 (Peak)	2400.000	31.561	31.277	62.838	--	--	--
06 (Peak)	2433.200	31.801	69.270	101.070	--	--	--
06 (Average)	2390.000	31.509	15.380	46.889	74.00	54.00	Pass
06 (Average)	2400.000	31.561	18.686	50.247	--	--	--
06 (Average)	2434.600	31.811	57.572	89.383	--	--	--

Figure Channel 06: Horizontal (Peak)

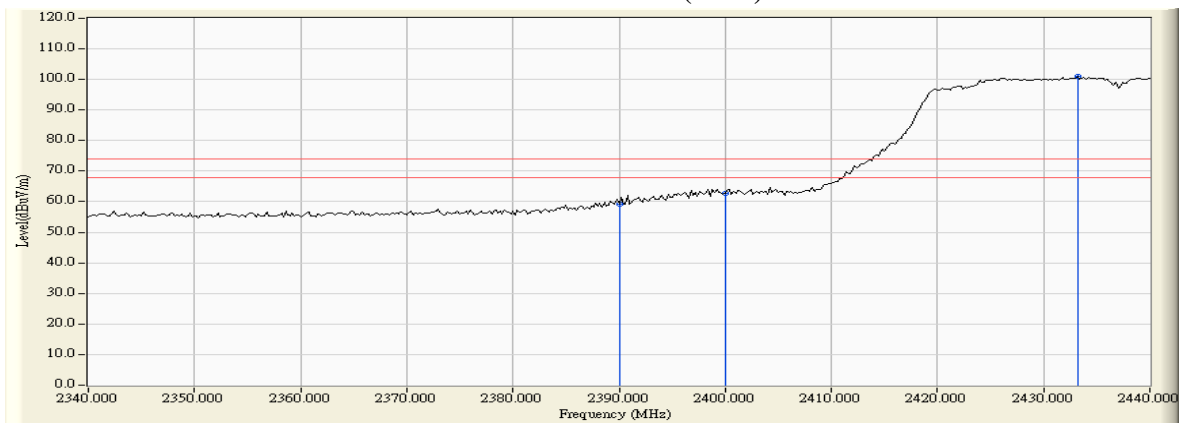
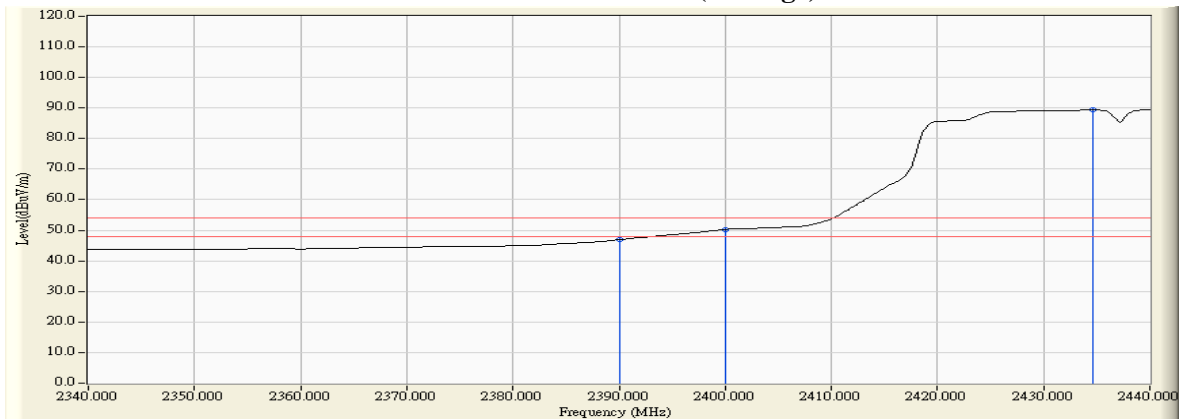


Figure Channel 06: Horizontal (Average)



Note:

1. All readings above 1GHz are performed with peak and/or average measurements as necessary.
2. Peak measurements: RBW = 1MHz, VBW = 3 MHz, Sweep: Auto.
3. Average measurements: RBW = 1MHz, VBW = 10 Hz, Sweep: Auto.
4. “ * ”, means this data is the worst emission level.
5. Measurement Level = Reading Level + Correct Factor.
6. The average measurement was not performed when the peak measured data under the limit of average detection.

Product : Intel® Dual Band Wireless-AC 8260
 Test Item : Band Edge
 Test Site : No.3 OATS
 Test Mode : Mode 2 SISO B: Transmit - 802.11n-40BW_15Mbps(2.4G Band)
 Test Date : 2016/09/23

RF Radiated Measurement (Vertical):

Channel No.	Frequency (MHz)	Correct Factor (dB)	Reading Level (dBuV)	Emission Level (dBuV/m)	Peak Limit (dBuV/m)	Average Limit (dBuV/m)	Result
06 (Peak)	2389.200	30.919	36.167	67.086	74.00	54.00	Pass
06 (Peak)	2390.000	30.915	34.994	65.909	74.00	54.00	Pass
06 (Peak)	2400.000	30.912	38.792	69.704	--	--	--
06 (Peak)	2432.600	31.089	77.098	108.187	--	--	--
06 (Average)	2390.000	30.915	20.305	51.220	74.00	54.00	Pass
06 (Average)	2400.000	30.912	25.136	56.048	--	--	--
06 (Average)	2434.600	31.102	65.217	96.320	--	--	--

Figure Channel 06: Vertical (Peak)

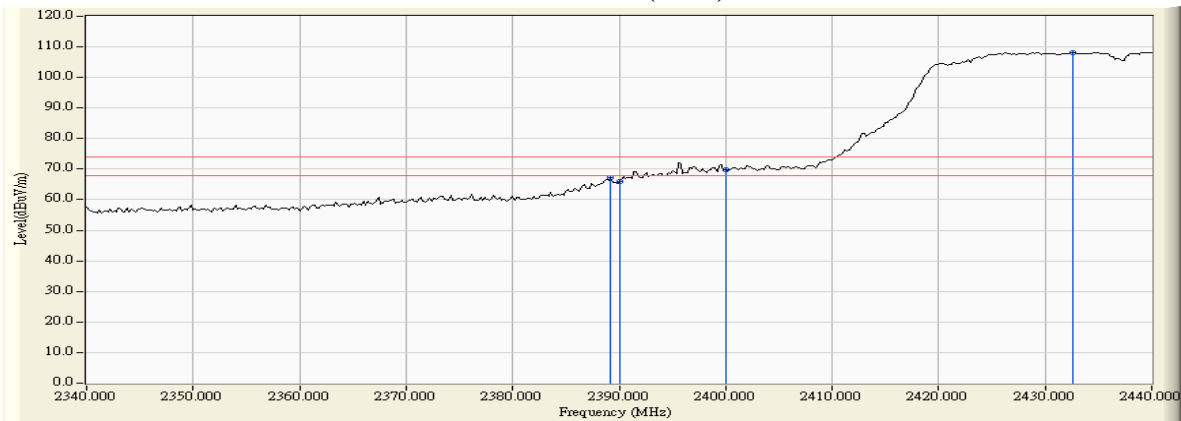
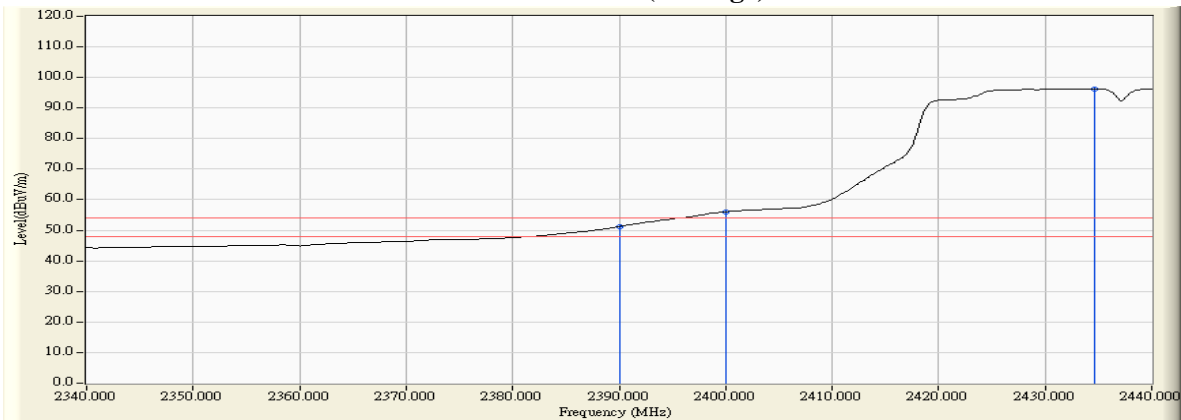


Figure Channel 06: Vertical (Average)



Note:

1. All readings above 1GHz are performed with peak and/or average measurements as necessary.
2. Peak measurements: RBW = 1MHz, VBW = 3 MHz, Sweep: Auto.
3. Average measurements: RBW = 1MHz, VBW = 10 Hz, Sweep: Auto.
4. “ * ”, means this data is the worst emission level.
5. Measurement Level = Reading Level + Correct Factor.
6. The average measurement was not performed when the peak measured data under the limit of average detection.

Product : Intel® Dual Band Wireless-AC 8260
 Test Item : Band Edge
 Test Site : No.3 OATS
 Test Mode : Mode 2 SISO B: Transmit - 802.11n-40BW_15Mbps(2.4G Band)
 Test Date : 2016/09/23

RF Radiated Measurement (Horizontal):

Channel No.	Frequency (MHz)	Correct Factor (dB)	Reading Level (dBuV)	Emission Level (dBuV/m)	Peak Limit (dBuV/m)	Average Limit (dBuV/m)	Result
06 (Peak)	2440.500	31.857	69.392	101.248	--	--	--
06 (Peak)	2483.500	32.182	27.535	59.717	74.00	54.00	Pass
06 (Peak)	2484.100	32.186	28.909	61.096	74.00	54.00	Pass
06 (Average)	2443.100	31.876	57.665	89.541	--	--	--
06 (Average)	2483.500	32.182	14.512	46.694	74.00	54.00	Pass

Figure Channel 06: Horizontal (Peak)

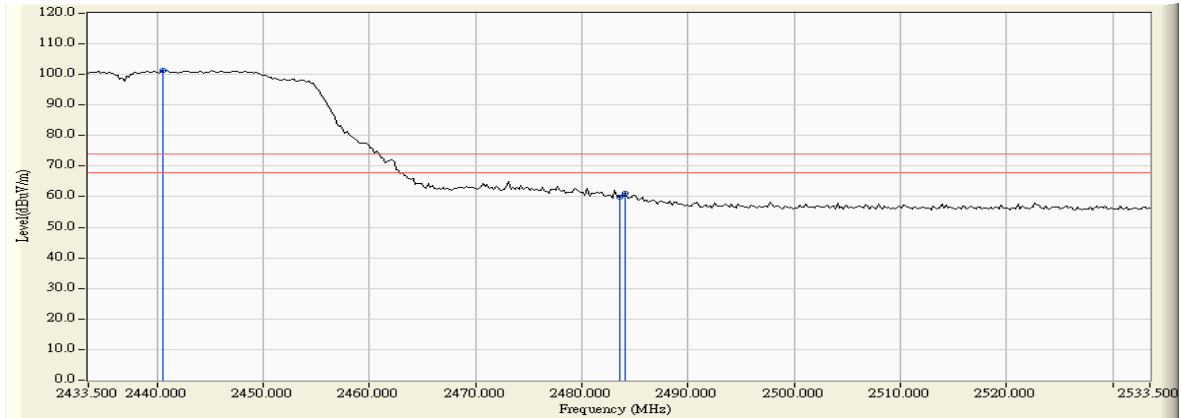
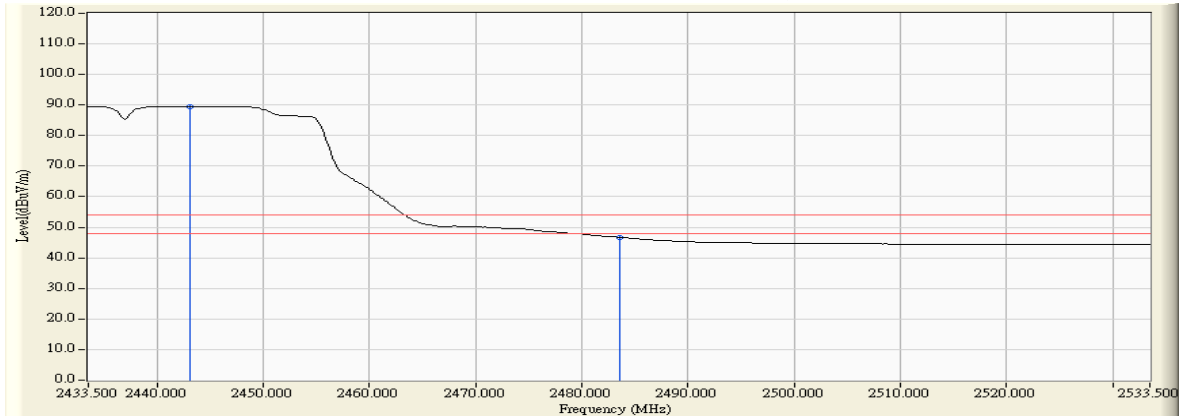


Figure Channel 06: Horizontal (Average)



Note:

1. All readings above 1GHz are performed with peak and/or average measurements as necessary.
2. Peak measurements: RBW = 1MHz, VBW = 3 MHz, Sweep: Auto.
3. Average measurements: RBW = 1MHz, VBW = 10 Hz, Sweep: Auto.
4. “ * ”, means this data is the worst emission level.
5. Measurement Level = Reading Level + Correct Factor.
6. The average measurement was not performed when the peak measured data under the limit of average detection.

Product : Intel® Dual Band Wireless-AC 8260
 Test Item : Band Edge
 Test Site : No.3 OATS
 Test Mode : Mode 2 SISO B: Transmit - 802.11n-40BW_15Mbps(2.4G Band)
 Test Date : 2016/09/23

RF Radiated Measurement (Vertical):

Channel No.	Frequency (MHz)	Correct Factor (dB)	Reading Level (dBuV)	Emission Level (dBuV/m)	Peak Limit (dBuV/m)	Average Limit (dBuV/m)	Result
06 (Peak)	2440.500	31.144	77.381	108.524	--	--	--
06 (Peak)	2483.500	31.435	37.487	68.922	74.00	54.00	Pass
06 (Average)	2445.700	31.178	65.364	96.542	--	--	--
06 (Average)	2483.500	31.435	21.578	53.013	74.00	54.00	Pass

Figure Channel 06: Vertical (Peak)

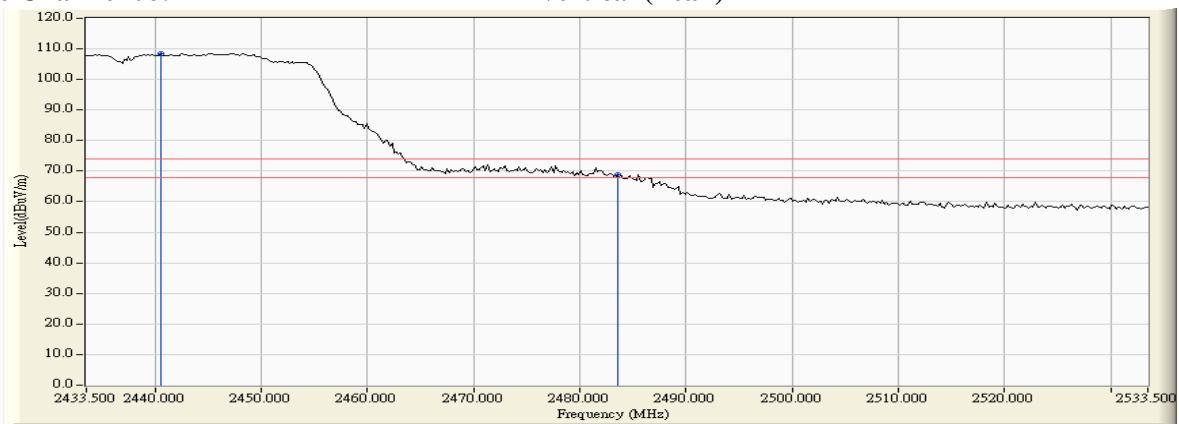
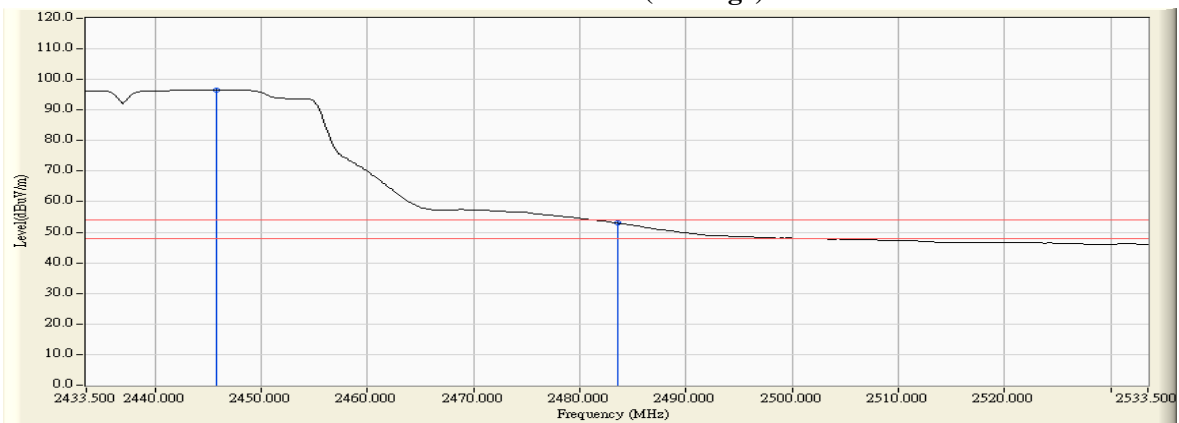


Figure Channel 06: Vertical (Average)



Note:

1. All readings above 1GHz are performed with peak and/or average measurements as necessary.
2. Peak measurements: RBW = 1MHz, VBW = 3 MHz, Sweep: Auto.
3. Average measurements: RBW = 1MHz, VBW = 10 Hz, Sweep: Auto.
4. “ * ”, means this data is the worst emission level.
5. Measurement Level = Reading Level + Correct Factor.
6. The average measurement was not performed when the peak measured data under the limit of average detection.

Product : Intel® Dual Band Wireless-AC 8260
 Test Item : Band Edge
 Test Site : No.3 OATS
 Test Mode : Mode 2 SISO B: Transmit - 802.11n-40BW_15Mbps(2.4G Band)
 Test Date : 2016/09/23

RF Radiated Measurement (Horizontal):

Channel No.	Frequency (MHz)	Correct Factor (dB)	Reading Level (dBuV)	Emission Level (dBuV/m)	Peak Limit (dBuV/m)	Average Limit (dBuV/m)	Result
09 (Peak)	2443.500	31.878	65.668	97.547	--	--	--
09 (Peak)	2483.500	32.182	25.753	57.935	74.00	54.00	Pass
09 (Peak)	2484.700	32.192	27.386	59.577	74.00	54.00	Pass
09 (Average)	2449.300	31.923	54.230	86.153	--	--	--
09 (Average)	2483.500	32.182	14.394	46.576	74.00	54.00	Pass

Figure Channel 09: Horizontal (Peak)

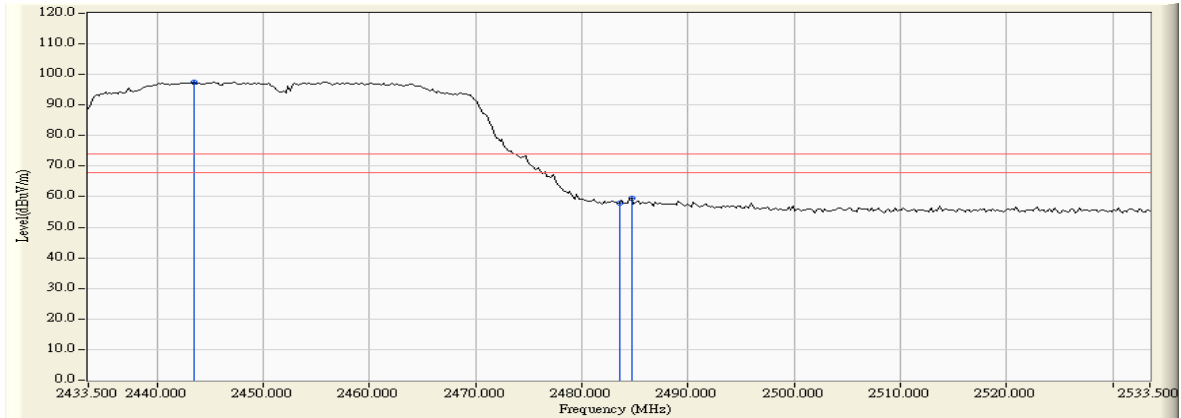
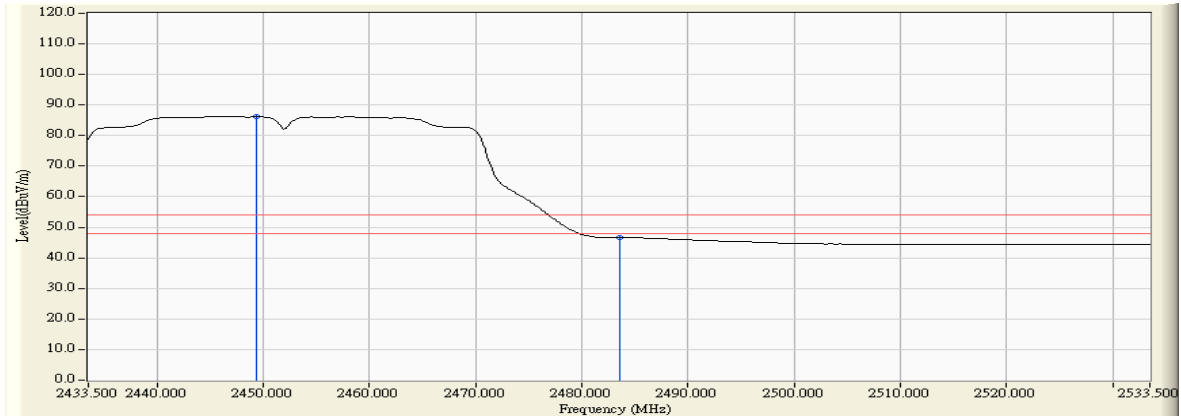


Figure Channel 09: Horizontal (Average)



Note:

1. All readings above 1GHz are performed with peak and/or average measurements as necessary.
2. Peak measurements: RBW = 1MHz, VBW = 3 MHz, Sweep: Auto.
3. Average measurements: RBW = 1MHz, VBW = 10 Hz, Sweep: Auto.
4. “ * ”, means this data is the worst emission level.
5. Measurement Level = Reading Level + Correct Factor.
6. The average measurement was not performed when the peak measured data under the limit of average detection.

Product : Intel® Dual Band Wireless-AC 8260
 Test Item : Band Edge
 Test Site : No.3 OATS
 Test Mode : Mode 2 SISO B: Transmit - 802.11n-40BW_15Mbps(2.4G Band)
 Test Date : 2016/09/23

RF Radiated Measurement (Vertical):

Channel No.	Frequency (MHz)	Correct Factor (dB)	Reading Level (dBuV)	Emission Level (dBuV/m)	Peak Limit (dBuV/m)	Average Limit (dBuV/m)	Result
09 (Peak)	2460.100	31.277	74.690	105.967	--	--	--
09 (Peak)	2483.500	31.435	34.253	65.688	74.00	54.00	Pass
09 (Peak)	2484.100	31.439	35.496	66.935	74.00	54.00	Pass
09 (Average)	2458.300	31.264	62.751	94.016	--	--	--
09 (Average)	2483.500	31.435	21.832	53.267	74.00	54.00	Pass

Figure Channel 09: Vertical (Peak)

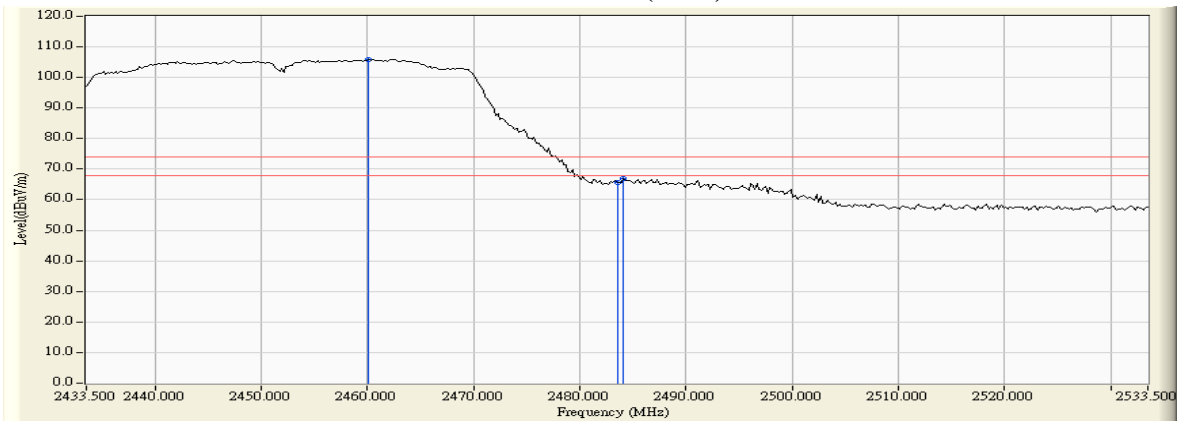
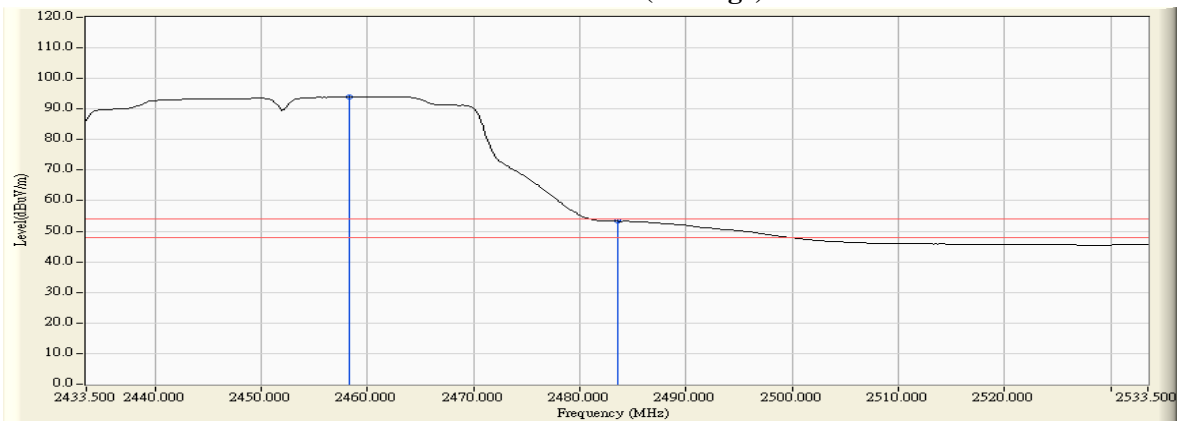


Figure Channel 09: Vertical (Average)



Note:

1. All readings above 1GHz are performed with peak and/or average measurements as necessary.
2. Peak measurements: RBW = 1MHz, VBW = 3 MHz, Sweep: Auto.
3. Average measurements: RBW = 1MHz, VBW = 10 Hz, Sweep: Auto.
4. “ * ”, means this data is the worst emission level.
5. Measurement Level = Reading Level + Correct Factor.
6. The average measurement was not performed when the peak measured data under the limit of average detection.

Product : Intel® Dual Band Wireless-AC 8260
 Test Item : Band Edge
 Test Site : No.3 OATS
 Test Mode : Mode 2 SISO B: Transmit - 802.11n-40BW_15Mbps(2.4G Band)
 Test Date : 2016/09/23

RF Radiated Measurement (Horizontal):

Channel No.	Frequency (MHz)	Correct Factor (dB)	Reading Level (dBuV)	Emission Level (dBuV/m)	Peak Limit (dBuV/m)	Average Limit (dBuV/m)	Result
10 (Peak)	2452.900	31.951	59.341	91.291	--	--	--
10 (Peak)	2483.500	32.182	25.649	57.831	74.00	54.00	Pass
10 (Average)	2454.300	31.961	47.886	79.847	--	--	--
10 (Average)	2483.500	32.182	14.391	46.573	74.00	54.00	Pass

Figure Channel 10: Horizontal (Peak)

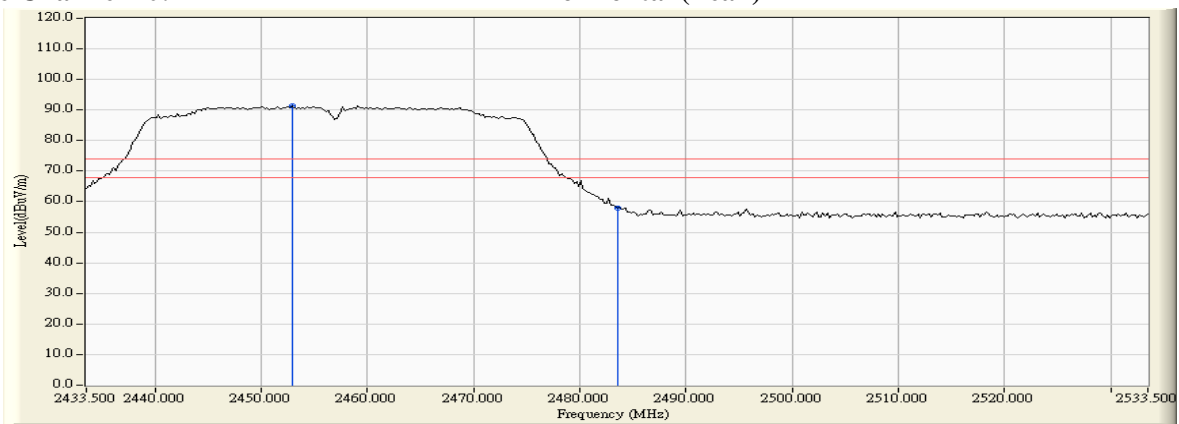
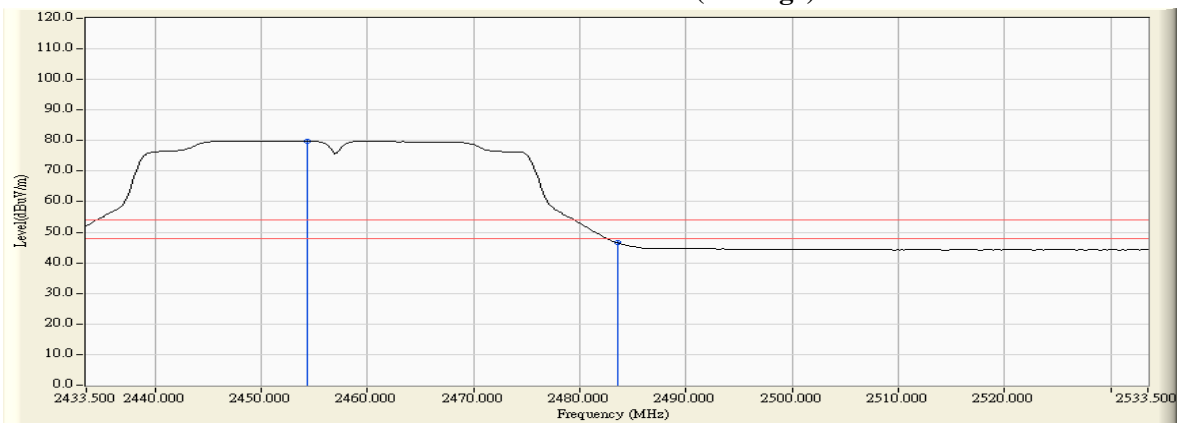


Figure Channel 10: Horizontal (Average)



Note:

1. All readings above 1GHz are performed with peak and/or average measurements as necessary.
2. Peak measurements: RBW = 1MHz, VBW = 3 MHz, Sweep: Auto.
3. Average measurements: RBW = 1MHz, VBW = 10 Hz, Sweep: Auto.
4. “ * ”, means this data is the worst emission level.
5. Measurement Level = Reading Level + Correct Factor.
6. The average measurement was not performed when the peak measured data under the limit of average detection.

Product : Intel® Dual Band Wireless-AC 8260
 Test Item : Band Edge
 Test Site : No.3 OATS
 Test Mode : Mode 2 SISO B: Transmit - 802.11n-40BW_15Mbps(2.4G Band)
 Test Date : 2016/09/23

RF Radiated Measurement (Vertical):

Channel No.	Frequency (MHz)	Correct Factor (dB)	Reading Level (dBuV)	Emission Level (dBuV/m)	Peak Limit (dBuV/m)	Average Limit (dBuV/m)	Result
10 (Peak)	2460.700	31.281	68.696	99.977	--	--	--
10 (Peak)	2483.500	31.435	35.405	66.840	74.00	54.00	Pass
10 (Average)	2468.300	31.333	56.761	88.094	--	--	--
10 (Average)	2483.500	31.435	21.867	53.302	74.00	54.00	Pass

Figure Channel 10: Vertical (Peak)

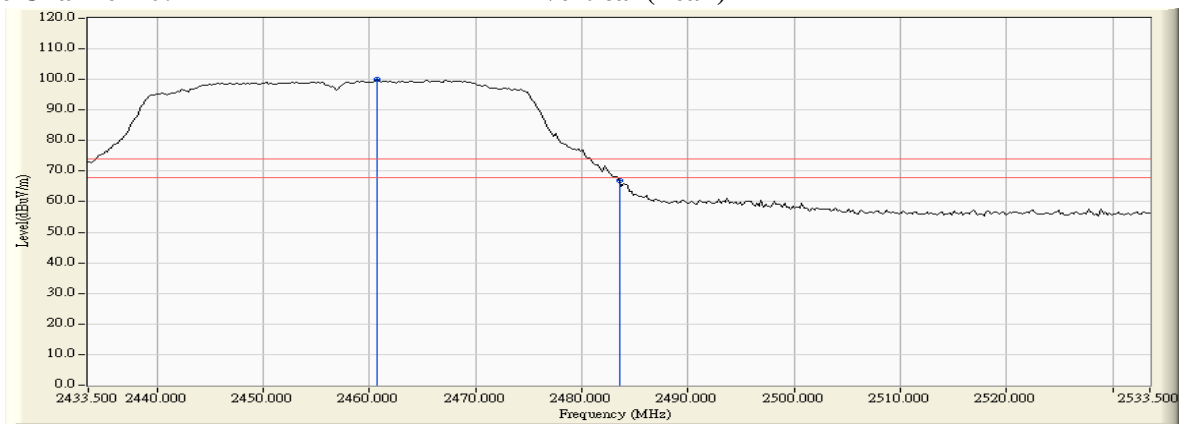
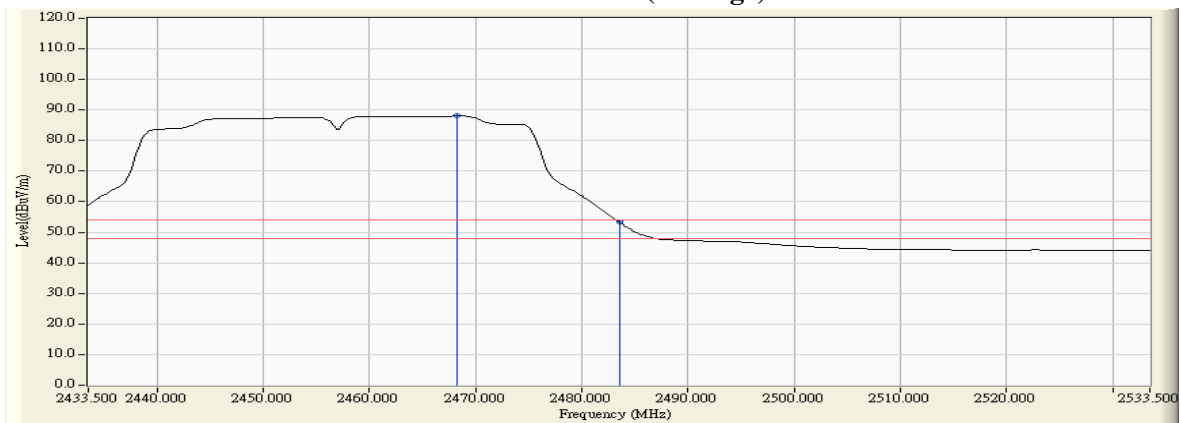


Figure Channel 10: Vertical (Average)



Note:

1. All readings above 1GHz are performed with peak and/or average measurements as necessary.
2. Peak measurements: RBW = 1MHz, VBW = 3 MHz, Sweep: Auto.
3. Average measurements: RBW = 1MHz, VBW = 10 Hz, Sweep: Auto.
4. “ * ”, means this data is the worst emission level.
5. Measurement Level = Reading Level + Correct Factor.
6. The average measurement was not performed when the peak measured data under the limit of average detection.

Product : Intel® Dual Band Wireless-AC 8260
 Test Item : Band Edge
 Test Site : No.3 OATS
 Test Mode : Mode 3 MIMO: Transmit - 802.11n-20BW_14.4Mbps(2.4G Band)
 Test Date : 2016/09/23

RF Radiated Measurement (Horizontal):

Channel No.	Frequency (MHz)	Correct Factor (dB)	Reading Level (dBuV)	Emission Level (dBuV/m)	Peak Limit (dBuV/m)	Average Limit (dBuV/m)	Result
01 (Peak)	2390.000	31.509	25.692	57.201	74.00	54.00	Pass
01 (Peak)	2400.000	31.561	47.159	78.720	--	--	--
01 (Peak)	2409.200	31.619	70.365	101.984	--	--	--
01 (Average)	2390.000	31.509	14.445	45.954	74.00	54.00	Pass
01 (Average)	2400.000	31.561	27.135	58.696	--	--	--
01 (Average)	2415.400	31.664	57.189	88.853	--	--	--

Figure Channel 01: Horizontal (Peak)

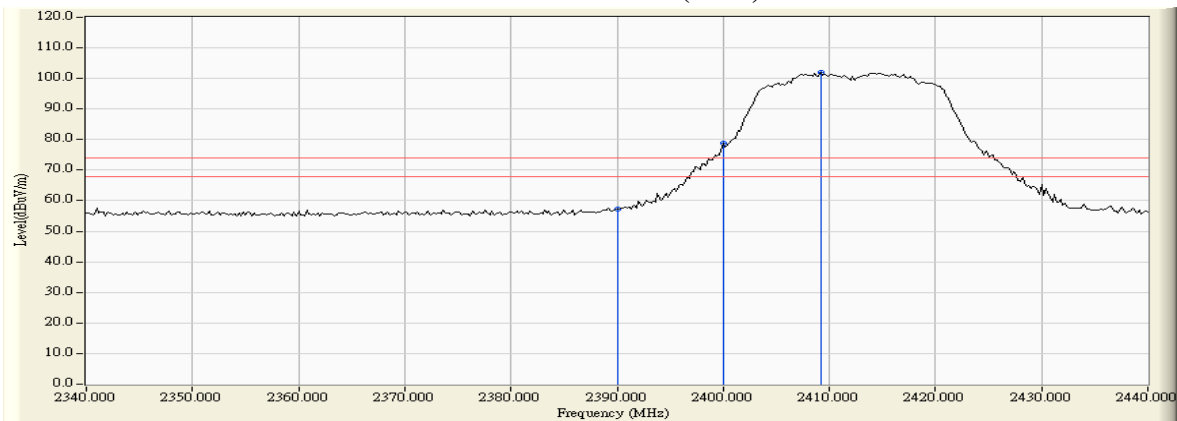
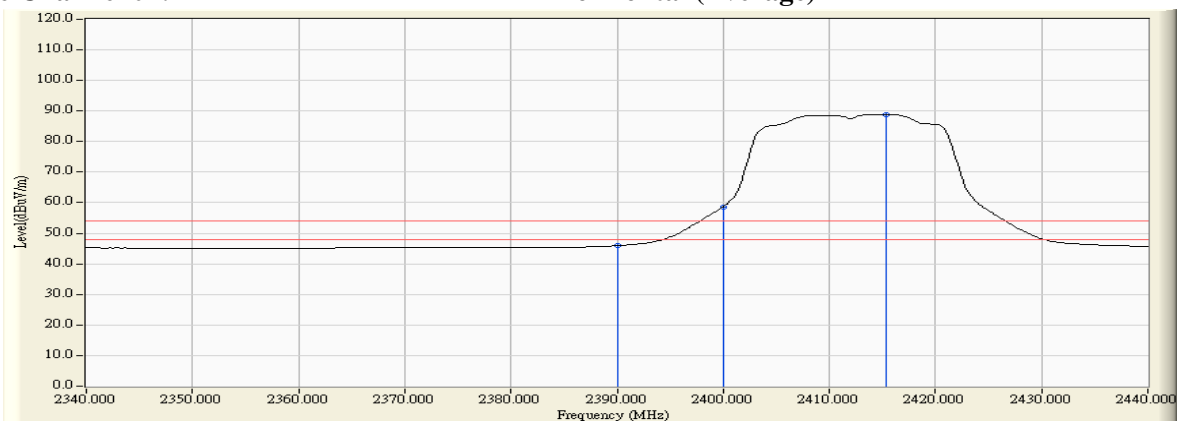


Figure Channel 01: Horizontal (Average)



Note:

1. All readings above 1GHz are performed with peak and/or average measurements as necessary.
2. Peak measurements: RBW = 1MHz, VBW = 3 MHz, Sweep: Auto.
3. Average measurements: RBW = 1MHz, VBW = 10 Hz, Sweep: Auto.
4. “ * ”, means this data is the worst emission level.
5. Measurement Level = Reading Level + Correct Factor.
6. The average measurement was not performed when the peak measured data under the limit of average detection.

Product : Intel® Dual Band Wireless-AC 8260
 Test Item : Band Edge
 Test Site : No.3 OATS
 Test Mode : Mode 3 MIMO: Transmit - 802.11n-20BW_14.4Mbps(2.4G Band)
 Test Date : 2016/09/23

RF Radiated Measurement (Vertical):

Channel No.	Frequency (MHz)	Correct Factor (dB)	Reading Level (dBuV)	Emission Level (dBuV/m)	Peak Limit (dBuV/m)	Average Limit (dBuV/m)	Result
01 (Peak)	2389.000	30.920	33.349	64.269	74.00	54.00	Pass
01 (Peak)	2390.000	30.915	33.307	64.222	--	--	--
01 (Peak)	2409.000	30.937	80.751	111.688	--	--	--
01 (Average)	2390.000	30.915	18.571	49.486	74.00	54.00	Pass
01 (Average)	2400.000	30.912	36.936	67.848	--	--	--
01 (Average)	2416.000	30.977	66.615	97.591	--	--	--

Figure Channel 01: Vertical (Peak)

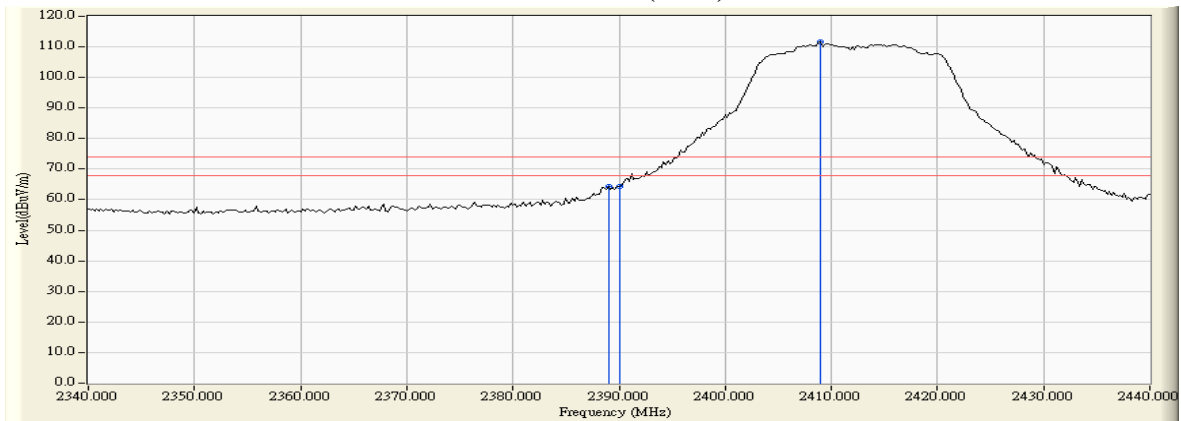
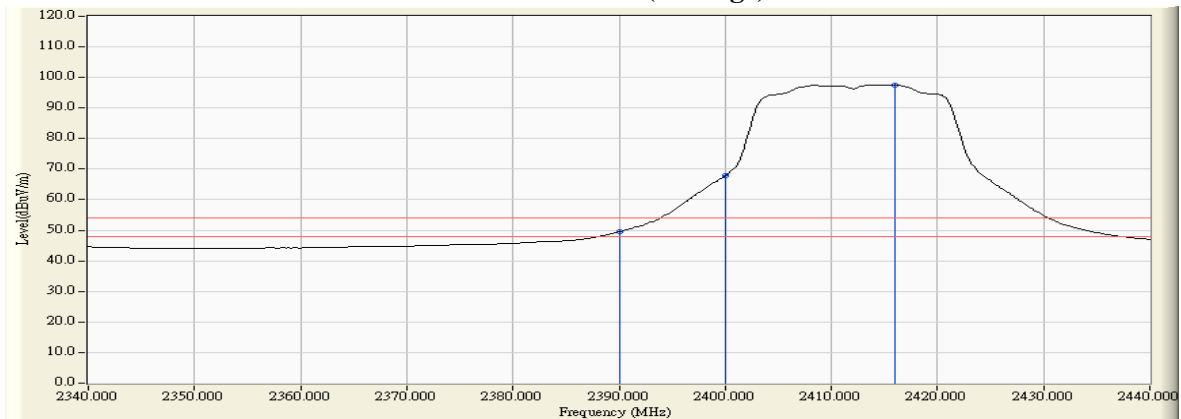


Figure Channel 01: Vertical (Average)



Note:

1. All readings above 1GHz are performed with peak and/or average measurements as necessary.
2. Peak measurements: RBW = 1MHz, VBW = 3 MHz, Sweep: Auto.
3. Average measurements: RBW = 1MHz, VBW = 10 Hz, Sweep: Auto.
4. “ * ”, means this data is the worst emission level.
5. Measurement Level = Reading Level + Correct Factor.
6. The average measurement was not performed when the peak measured data under the limit of average detection.

Product : Intel® Dual Band Wireless-AC 8260
 Test Item : Band Edge
 Test Site : No.3 OATS
 Test Mode : Mode 3 MIMO: Transmit - 802.11n-20BW_14.4Mbps(2.4G Band)
 Test Date : 2016/09/23

RF Radiated Measurement (Horizontal):

Channel No.	Frequency (MHz)	Correct Factor (dB)	Reading Level (dBuV)	Emission Level (dBuV/m)	Peak Limit (dBuV/m)	Average Limit (dBuV/m)	Result
02 (Peak)	2385.200	31.490	25.264	56.754	74.00	54.00	Pass
02 (Peak)	2390.000	31.509	24.374	55.883	74.00	54.00	Pass
02 (Peak)	2400.000	31.561	33.274	64.835	--	--	--
02 (Peak)	2419.600	31.697	72.161	103.857	--	--	--
02 (Average)	2390.000	31.509	14.440	45.949	74.00	54.00	Pass
02 (Average)	2400.000	31.561	19.937	51.498	--	--	--
02 (Average)	2420.200	31.701	59.498	91.199	--	--	--

Figure Channel 02: Horizontal (Peak)

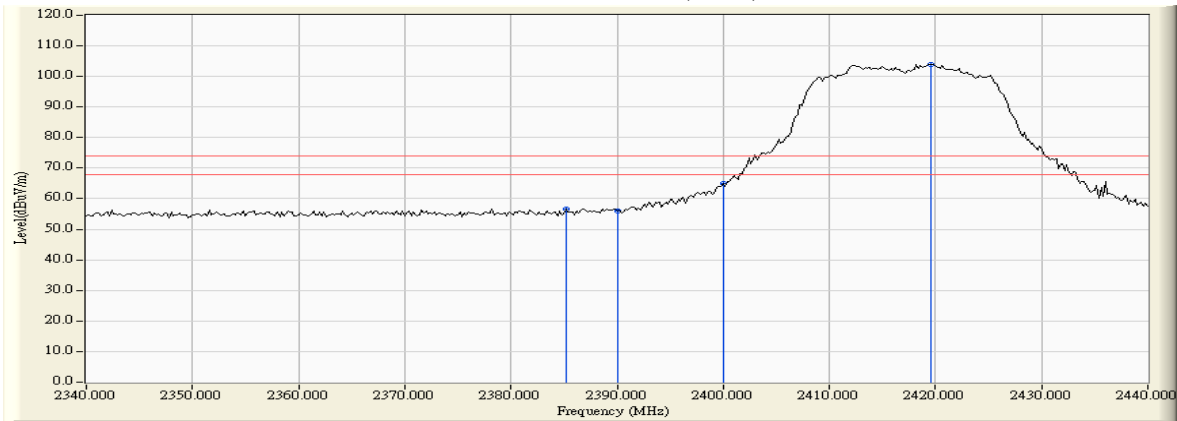
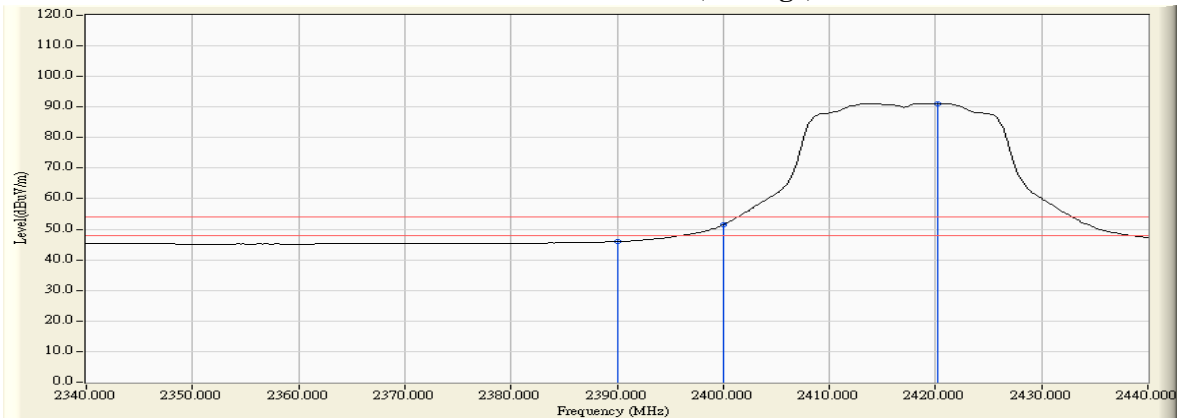


Figure Channel 02: Horizontal (Average)



Note:

1. All readings above 1GHz are performed with peak and/or average measurements as necessary.
2. Peak measurements: RBW = 1MHz, VBW = 3 MHz, Sweep: Auto.
3. Average measurements: RBW = 1MHz, VBW = 10 Hz, Sweep: Auto.
4. “ * ”, means this data is the worst emission level.
5. Measurement Level = Reading Level + Correct Factor.
6. The average measurement was not performed when the peak measured data under the limit of average detection.

Product : Intel® Dual Band Wireless-AC 8260
 Test Item : Band Edge
 Test Site : No.3 OATS
 Test Mode : Mode 3 MIMO: Transmit - 802.11n-20BW_14.4Mbps(2.4G Band)
 Test Date : 2016/09/23

RF Radiated Measurement (Vertical):

Channel No.	Frequency (MHz)	Correct Factor (dB)	Reading Level (dBuV)	Emission Level (dBuV/m)	Peak Limit (dBuV/m)	Average Limit (dBuV/m)	Result
02 (Peak)	2390.000	30.915	30.477	61.392	74.00	54.00	Pass
02 (Peak)	2400.000	30.912	44.767	75.679	--	--	--
02 (Peak)	2420.800	31.008	82.723	113.732	--	--	--
02 (Average)	2390.000	30.915	17.660	48.575	74.00	54.00	Pass
02 (Average)	2400.000	30.912	28.302	59.214	--	--	--
02 (Average)	2420.000	31.004	69.128	100.132	--	--	--

Figure Channel 02: Vertical (Peak)

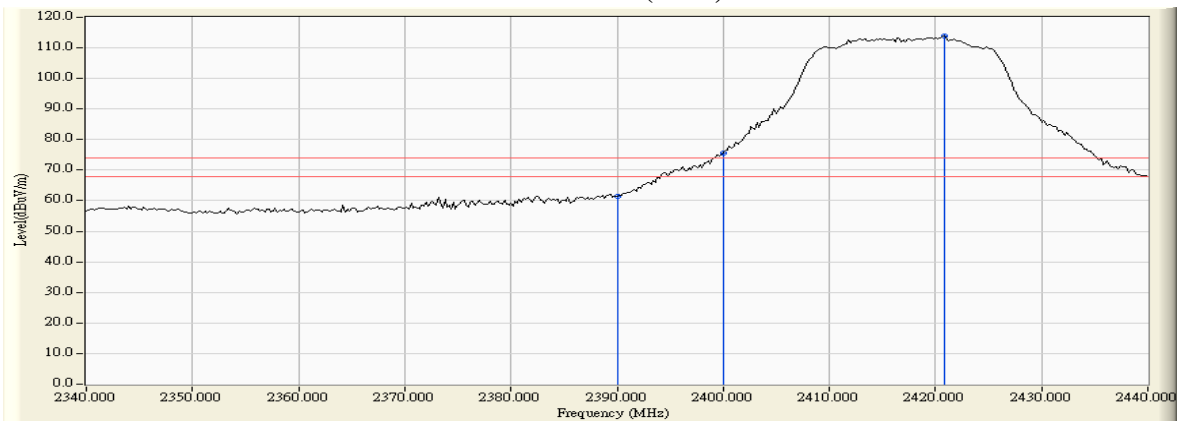
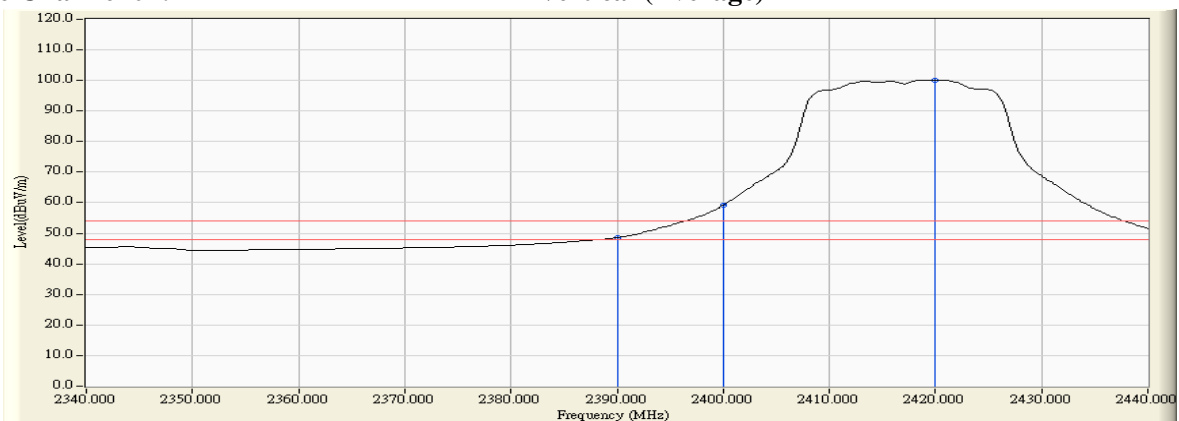


Figure Channel 02: Vertical (Average)



Note:

1. All readings above 1GHz are performed with peak and/or average measurements as necessary.
2. Peak measurements: RBW = 1MHz, VBW = 3 MHz, Sweep: Auto.
3. Average measurements: RBW = 1MHz, VBW = 10 Hz, Sweep: Auto.
4. “ * ”, means this data is the worst emission level.
5. Measurement Level = Reading Level + Correct Factor.
6. The average measurement was not performed when the peak measured data under the limit of average detection.

Product : Intel® Dual Band Wireless-AC 8260
 Test Item : Band Edge
 Test Site : No.3 OATS
 Test Mode : Mode 3 MIMO: Transmit - 802.11n-20BW_14.4Mbps(2.4G Band)
 Test Date : 2016/09/23

RF Radiated Measurement (Horizontal):

Channel No.	Frequency (MHz)	Correct Factor (dB)	Reading Level (dBuV)	Emission Level (dBuV/m)	Peak Limit (dBuV/m)	Average Limit (dBuV/m)	Result
03 (Peak)	2385.600	31.492	25.821	57.313	74.00	54.00	Pass
03 (Peak)	2390.000	31.509	24.954	56.463	74.00	54.00	Pass
03 (Peak)	2400.000	31.561	30.197	61.758	--	--	--
03 (Peak)	2418.800	31.690	74.163	105.853	--	--	--
03 (Average)	2390.000	31.509	14.409	45.918	74.00	54.00	Pass
03 (Average)	2400.000	31.561	17.154	48.715	--	--	--
03 (Average)	2425.400	31.741	60.622	92.363	--	--	--

Figure Channel 03: Horizontal (Peak)

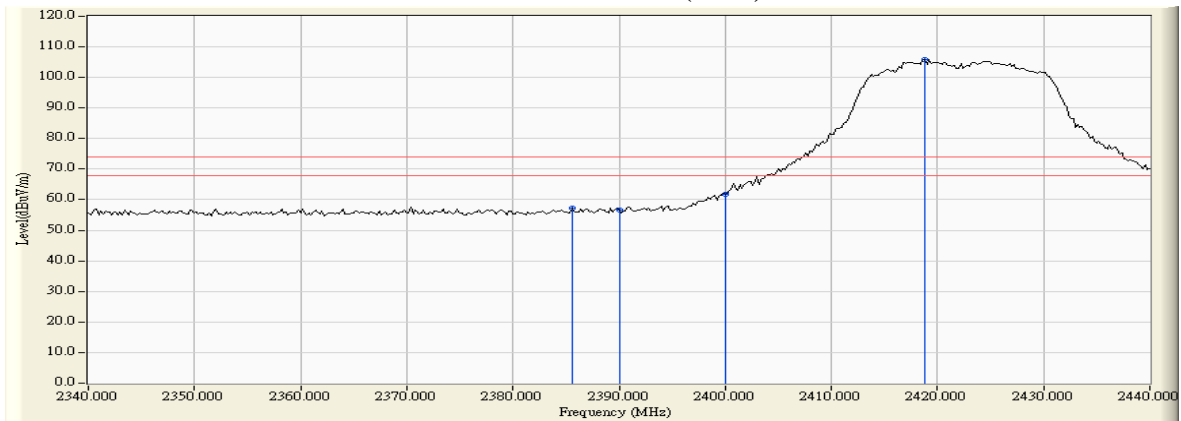
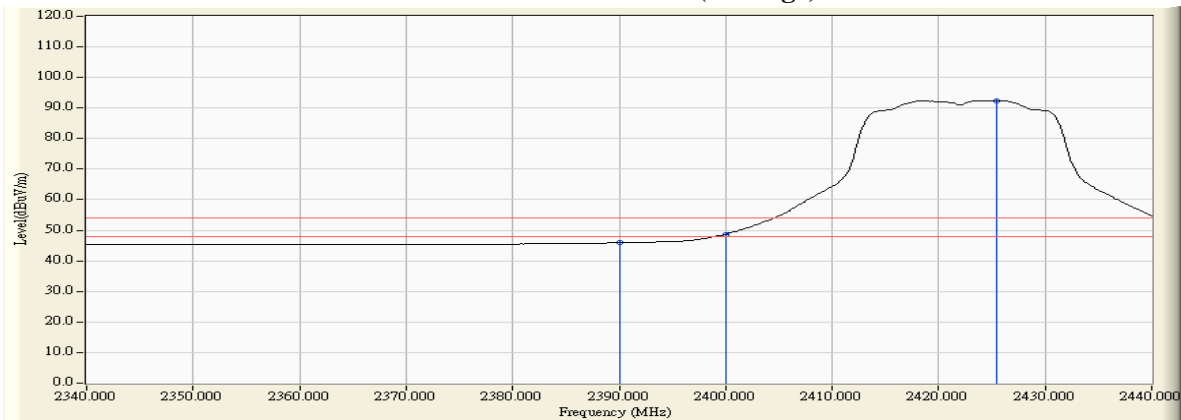


Figure Channel 03: Horizontal (Average)



Note:

1. All readings above 1GHz are performed with peak and/or average measurements as necessary.
2. Peak measurements: RBW = 1MHz, VBW = 3 MHz, Sweep: Auto.
3. Average measurements: RBW = 1MHz, VBW = 10 Hz, Sweep: Auto.
4. “ * ”, means this data is the worst emission level.
5. Measurement Level = Reading Level + Correct Factor.
6. The average measurement was not performed when the peak measured data under the limit of average detection.

Product : Intel® Dual Band Wireless-AC 8260
 Test Item : Band Edge
 Test Site : No.3 OATS
 Test Mode : Mode 3 MIMO: Transmit - 802.11n-20BW_14.4Mbps(2.4G Band)
 Test Date : 2016/09/23

RF Radiated Measurement (Vertical):

Channel No.	Frequency (MHz)	Correct Factor (dB)	Reading Level (dBuV)	Emission Level (dBuV/m)	Peak Limit (dBuV/m)	Average Limit (dBuV/m)	Result
03 (Peak)	2387.800	30.925	33.643	64.568	74.00	54.00	Pass
03 (Peak)	2390.000	30.915	31.780	62.695	74.00	54.00	Pass
03 (Peak)	2400.000	30.912	42.709	73.621	--	--	--
03 (Peak)	2419.000	30.996	85.002	115.999	--	--	--
03 (Average)	2390.000	30.915	17.696	48.611	74.00	54.00	Pass
03 (Average)	2400.000	30.912	25.008	55.920	--	--	--
03 (Average)	2424.800	31.036	70.780	101.816	--	--	--

Figure Channel 03: Vertical (Peak)

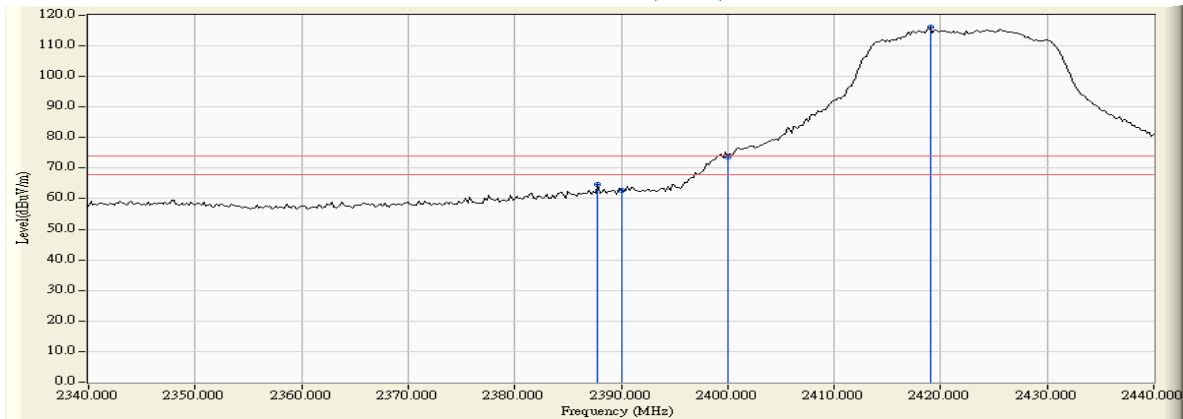
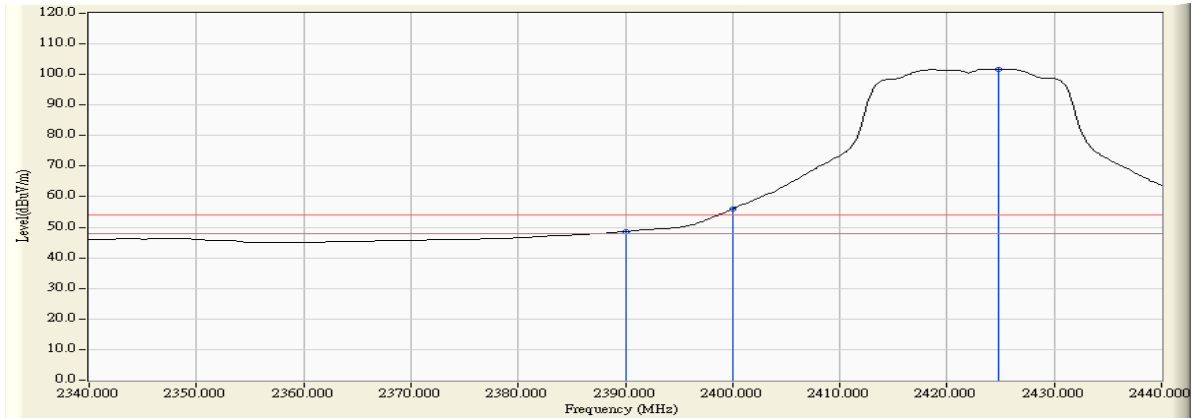


Figure Channel 03: Vertical (Average)



Note:

1. All readings above 1GHz are performed with peak and/or average measurements as necessary.
2. Peak measurements: RBW = 1MHz, VBW = 3 MHz, Sweep: Auto.
3. Average measurements: RBW = 1MHz, VBW = 10 Hz, Sweep: Auto.
4. “ * ”, means this data is the worst emission level.
5. Measurement Level = Reading Level + Correct Factor.
6. The average measurement was not performed when the peak measured data under the limit of average detection.

Product : Intel® Dual Band Wireless-AC 8260
 Test Item : Band Edge
 Test Site : No.3 OATS
 Test Mode : Mode 3 MIMO: Transmit - 802.11n-20BW_14.4Mbps(2.4G Band)
 Test Date : 2016/09/23

RF Radiated Measurement (Horizontal):

Channel No.	Frequency (MHz)	Correct Factor (dB)	Reading Level (dBuV)	Emission Level (dBuV/m)	Peak Limit (dBuV/m)	Average Limit (dBuV/m)	Result
06 (Peak)	2384.800	31.489	26.498	57.987	74.00	54.00	Pass
06 (Peak)	2390.000	31.509	24.494	56.003	74.00	54.00	Pass
06 (Peak)	2400.000	31.561	24.615	56.176	--	--	--
06 (Peak)	2439.000	31.845	74.321	106.166	--	--	--
06 (Average)	2390.000	31.509	14.023	45.532	74.00	54.00	Pass
06 (Average)	2400.000	31.561	14.385	45.946	--	--	--
06 (Average)	2433.400	31.802	61.218	93.020	--	--	--

Figure Channel 06: Horizontal (Peak)

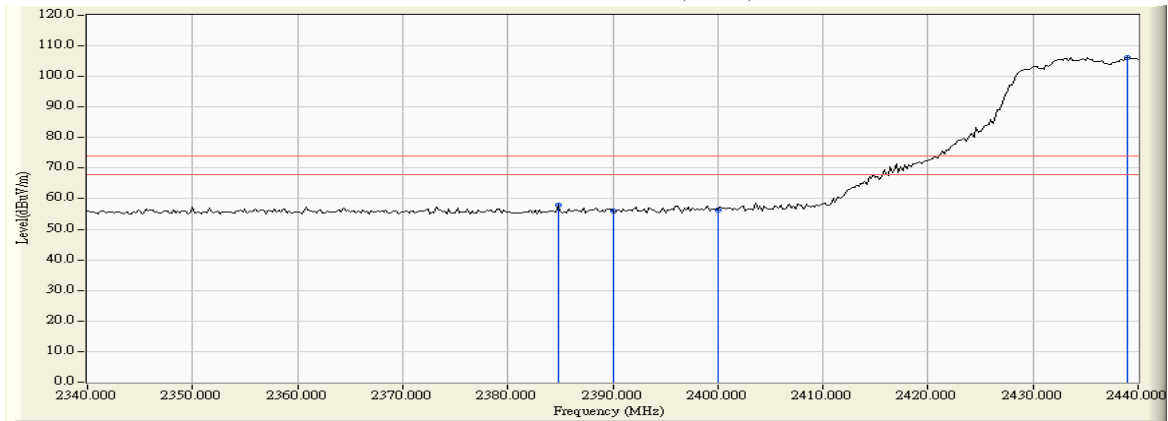
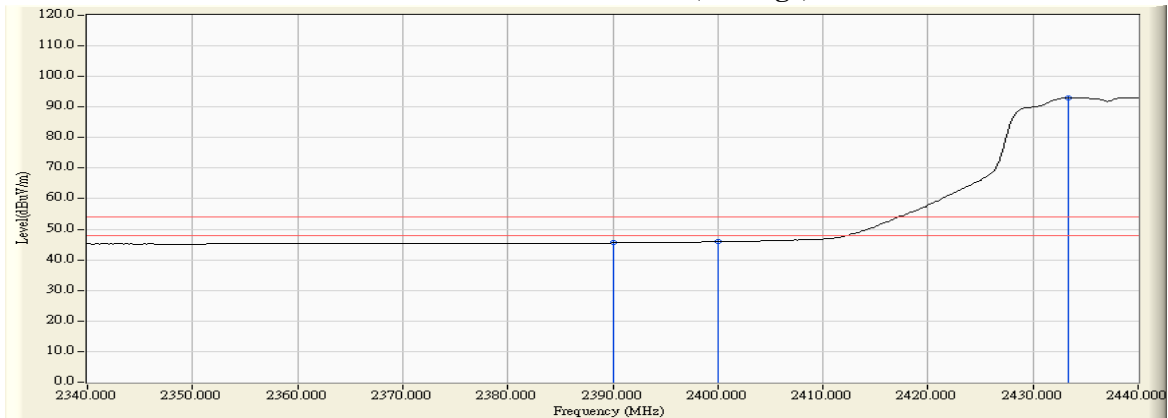


Figure Channel 06: Horizontal (Average)



Note:

1. All readings above 1GHz are performed with peak and/or average measurements as necessary.
2. Peak measurements: RBW = 1MHz, VBW = 3 MHz, Sweep: Auto.
3. Average measurements: RBW = 1MHz, VBW = 10 Hz, Sweep: Auto.
4. “ * ”, means this data is the worst emission level.
5. Measurement Level = Reading Level + Correct Factor.
6. The average measurement was not performed when the peak measured data under the limit of average detection.

Product : Intel® Dual Band Wireless-AC 8260
 Test Item : Band Edge
 Test Site : No.3 OATS
 Test Mode : Mode 3 MIMO: Transmit - 802.11n-20BW_14.4Mbps(2.4G Band)
 Test Date : 2016/09/23

RF Radiated Measurement (Vertical):

Channel No.	Frequency (MHz)	Correct Factor (dB)	Reading Level (dBuV)	Emission Level (dBuV/m)	Peak Limit (dBuV/m)	Average Limit (dBuV/m)	Result
06 (Peak)	2390.000	30.915	28.280	59.195	74.00	54.00	Pass
06 (Peak)	2400.000	30.912	30.013	60.925	--	--	--
06 (Peak)	2434.200	31.100	84.902	116.002	--	--	--
06 (Average)	2390.000	30.915	16.687	47.602	74.00	54.00	Pass
06 (Average)	2400.000	30.912	18.523	49.435	--	--	--
06 (Average)	2434.600	31.102	71.642	102.745	--	--	--

Figure Channel 06: Vertical (Peak)

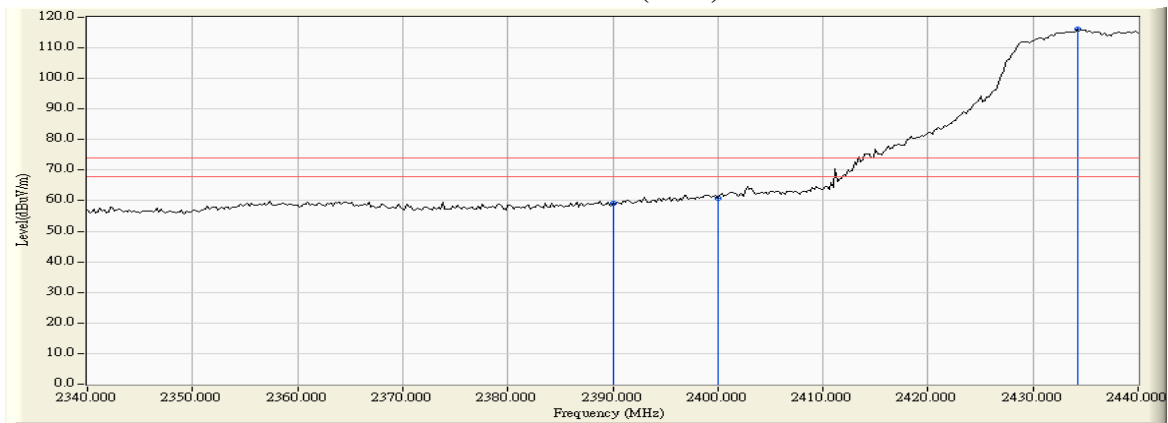
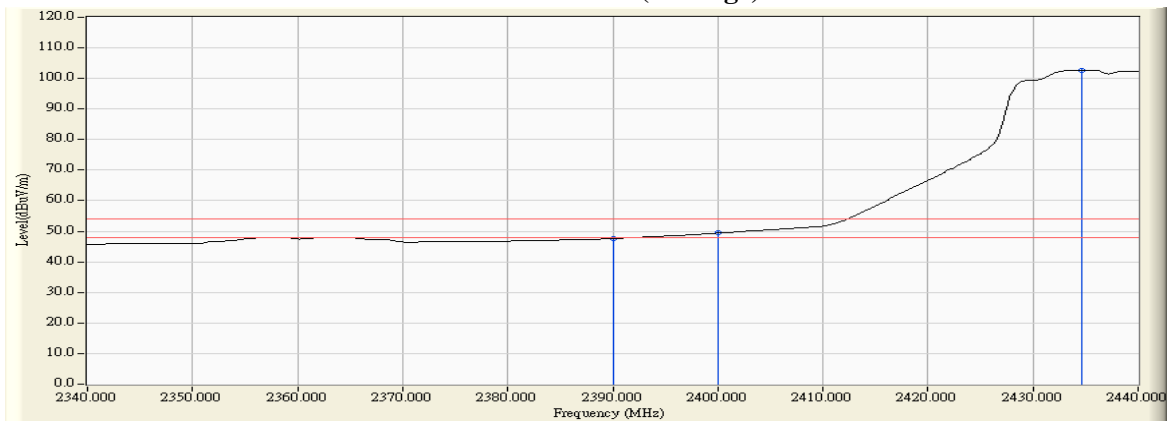


Figure Channel 06: Vertical (Average)



Note:

1. All readings above 1GHz are performed with peak and/or average measurements as necessary.
2. Peak measurements: RBW = 1MHz, VBW = 3 MHz, Sweep: Auto.
3. Average measurements: RBW = 1MHz, VBW = 10 Hz, Sweep: Auto.
4. “ * ”, means this data is the worst emission level.
5. Measurement Level = Reading Level + Correct Factor.
6. The average measurement was not performed when the peak measured data under the limit of average detection.

Product : Intel® Dual Band Wireless-AC 8260
 Test Item : Band Edge
 Test Site : No.3 OATS
 Test Mode : Mode 3 MIMO: Transmit - 802.11n-20BW_14.4Mbps(2.4G Band)
 Test Date : 2016/09/23

RF Radiated Measurement (Horizontal):

Channel No.	Frequency (MHz)	Correct Factor (dB)	Reading Level (dBuV)	Emission Level (dBuV/m)	Peak Limit (dBuV/m)	Average Limit (dBuV/m)	Result
06 (Peak)	2434.900	31.814	74.323	106.136	--	--	--
06 (Peak)	2483.500	32.182	25.353	57.535	74.00	54.00	Pass
06 (Average)	2433.500	31.803	61.223	93.026	--	--	--
06 (Average)	2483.500	32.182	13.953	46.135	74.00	54.00	Pass

Figure Channel 06: Horizontal (Peak)

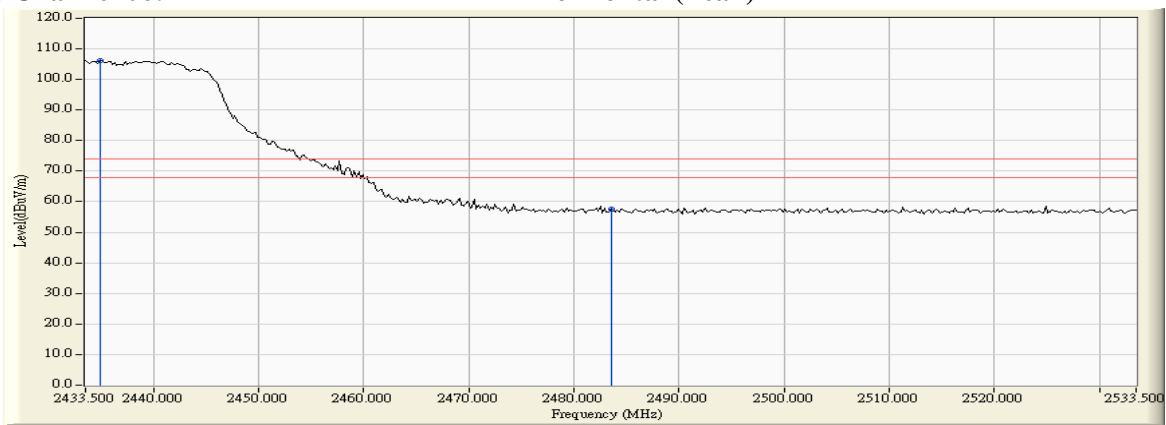
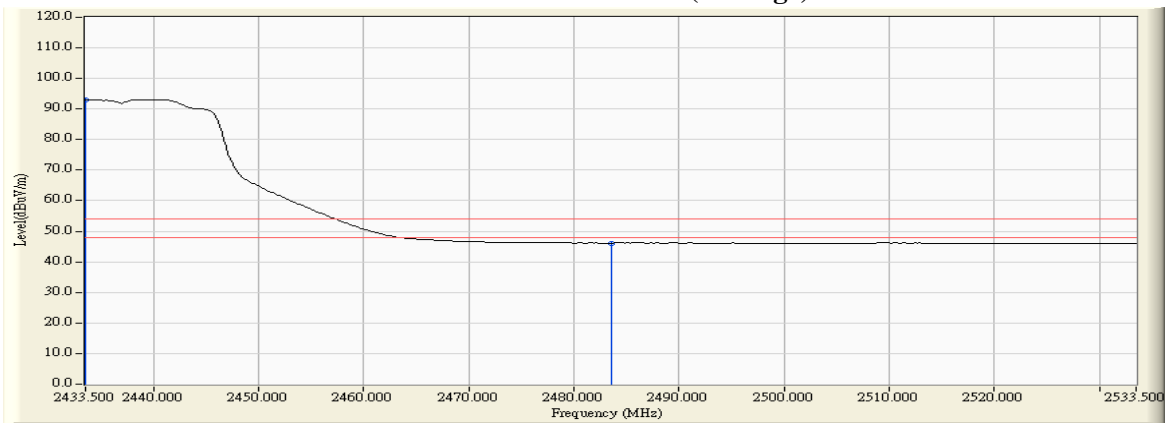


Figure Channel 06: Horizontal (Average)



Note:

1. All readings above 1GHz are performed with peak and/or average measurements as necessary.
2. Peak measurements: RBW = 1MHz, VBW = 3 MHz, Sweep: Auto.
3. Average measurements: RBW = 1MHz, VBW = 10 Hz, Sweep: Auto.
4. “ * ”, means this data is the worst emission level.
5. Measurement Level = Reading Level + Correct Factor.
6. The average measurement was not performed when the peak measured data under the limit of average detection.

Product : Intel® Dual Band Wireless-AC 8260
 Test Item : Band Edge
 Test Site : No.3 OATS
 Test Mode : Mode 3 MIMO: Transmit - 802.11n-20BW_14.4Mbps(2.4G Band)
 Test Date : 2016/09/23

RF Radiated Measurement (Vertical):

Channel No.	Frequency (MHz)	Correct Factor (dB)	Reading Level (dBuV)	Emission Level (dBuV/m)	Peak Limit (dBuV/m)	Average Limit (dBuV/m)	Result
06 (Peak)	2441.100	31.147	84.782	115.929	--	--	--
06 (Peak)	2483.500	31.435	29.766	61.201	74.00	54.00	Pass
06 (Average)	2434.300	31.101	71.661	102.762	--	--	--
06 (Average)	2483.500	31.435	17.929	49.364	74.00	54.00	Pass

Figure Channel 06: Vertical (Peak)

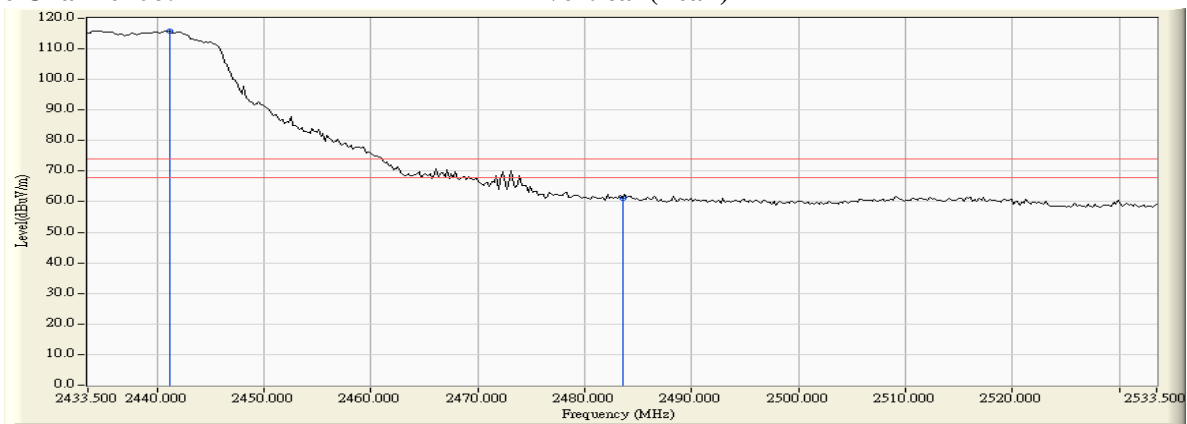
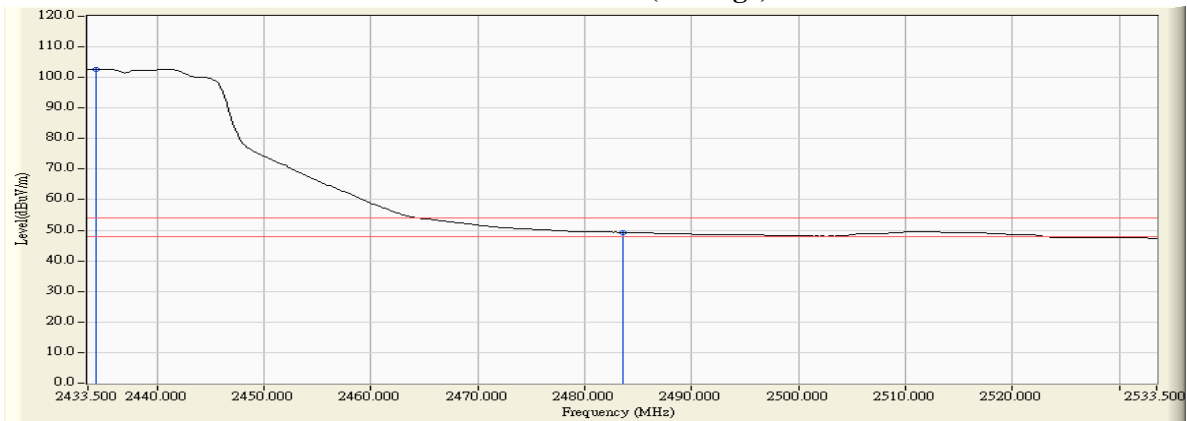


Figure Channel 06: Vertical (Average)



Note:

1. All readings above 1GHz are performed with peak and/or average measurements as necessary.
2. Peak measurements: RBW = 1MHz, VBW = 3 MHz, Sweep: Auto.
3. Average measurements: RBW = 1MHz, VBW = 10 Hz, Sweep: Auto.
4. “ * ”, means this data is the worst emission level.
5. Measurement Level = Reading Level + Correct Factor.
6. The average measurement was not performed when the peak measured data under the limit of average detection.

Product : Intel® Dual Band Wireless-AC 8260
 Test Item : Band Edge
 Test Site : No.3 OATS
 Test Mode : Mode 3 MIMO: Transmit - 802.11n-20BW_14.4Mbps(2.4G Band)
 Test Date : 2016/09/23

RF Radiated Measurement (Horizontal):

Channel No.	Frequency (MHz)	Correct Factor (dB)	Reading Level (dBuV)	Emission Level (dBuV/m)	Peak Limit (dBuV/m)	Average Limit (dBuV/m)	Result
10 (Peak)	2453.700	31.957	74.570	106.527	--	--	--
10 (Peak)	2483.500	32.182	26.774	58.956	74.00	54.00	Pass
10 (Peak)	2484.500	32.190	29.134	61.324	74.00	54.00	Pass
10 (Average)	2453.300	31.953	60.790	92.743	--	--	--
10 (Average)	2483.500	32.182	15.408	47.590	74.00	54.00	Pass

Figure Channel 10: Horizontal (Peak)

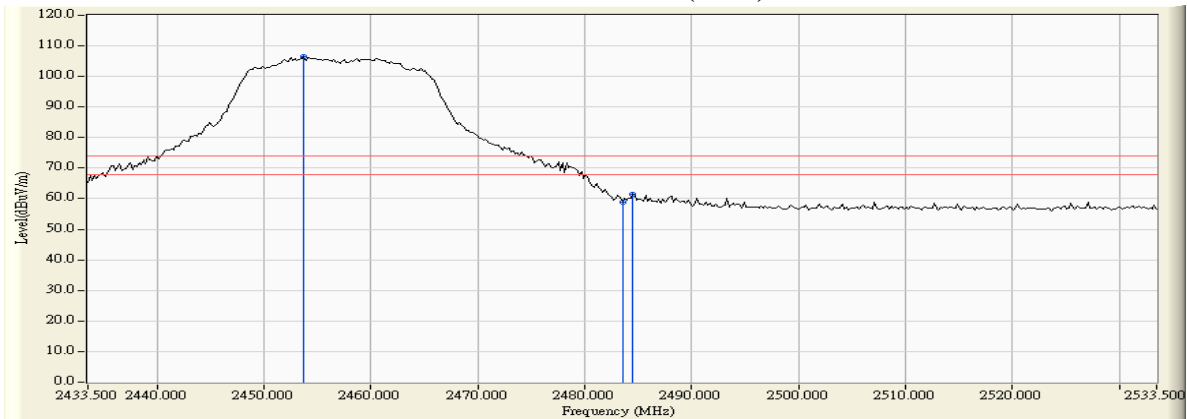
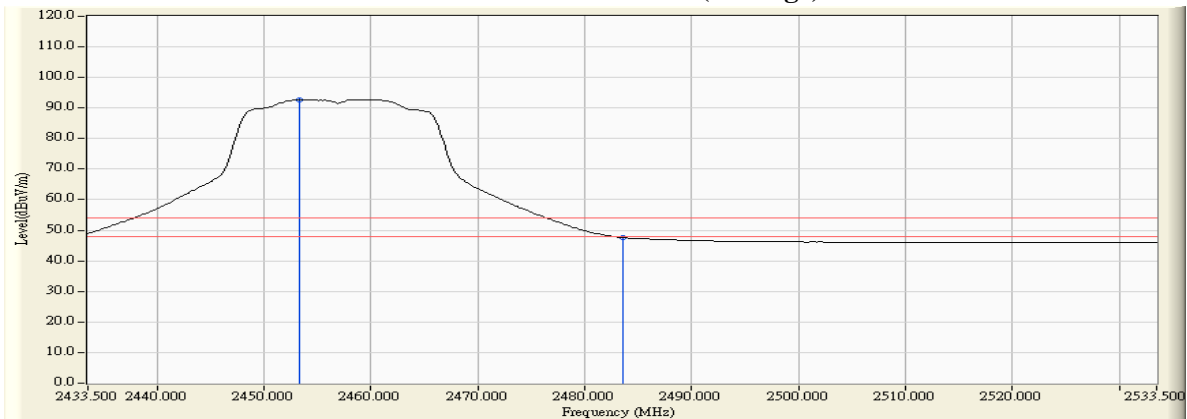


Figure Channel 10: Horizontal (Average)



Note:

1. All readings above 1GHz are performed with peak and/or average measurements as necessary.
2. Peak measurements: RBW = 1MHz, VBW = 3 MHz, Sweep: Auto.
3. Average measurements: RBW = 1MHz, VBW = 10 Hz, Sweep: Auto.
4. “ * ”, means this data is the worst emission level.
5. Measurement Level = Reading Level + Correct Factor.
6. The average measurement was not performed when the peak measured data under the limit of average detection.

Product : Intel® Dual Band Wireless-AC 8260
 Test Item : Band Edge
 Test Site : No.3 OATS
 Test Mode : Mode 3 MIMO: Transmit - 802.11n-20BW_14.4Mbps(2.4G Band)
 Test Date : 2016/09/23

RF Radiated Measurement (Vertical):

Channel No.	Frequency (MHz)	Correct Factor (dB)	Reading Level (dBuV)	Emission Level (dBuV/m)	Peak Limit (dBuV/m)	Average Limit (dBuV/m)	Result
10 (Peak)	2453.900	31.235	85.233	116.468	--	--	--
10 (Peak)	2483.500	31.435	35.063	66.498	74.00	54.00	Pass
10 (Peak)	2485.100	31.446	37.475	68.921	74.00	54.00	Pass
10 (Average)	2459.700	31.275	71.036	102.311	--	--	--
10 (Average)	2483.500	31.435	21.644	53.079	74.00	54.00	Pass

Figure Channel 10: Vertical (Peak)

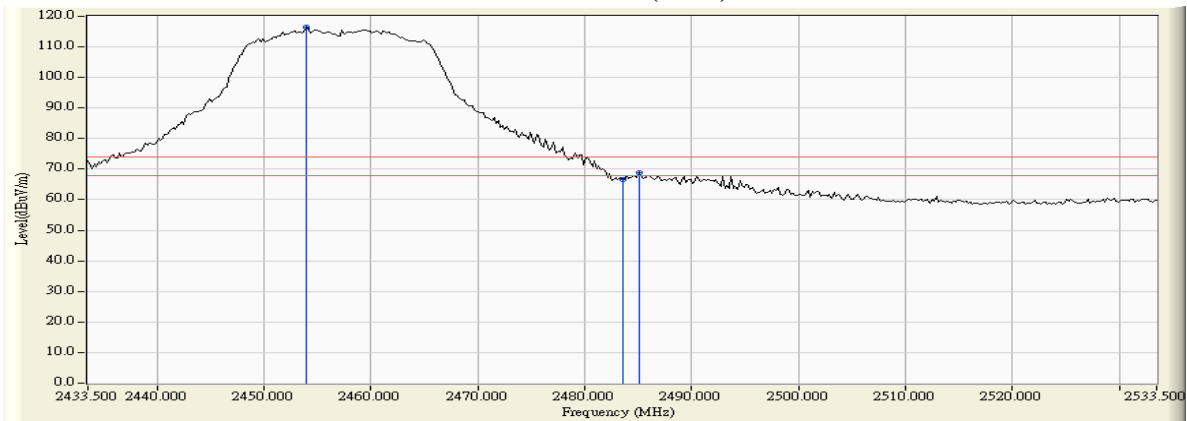
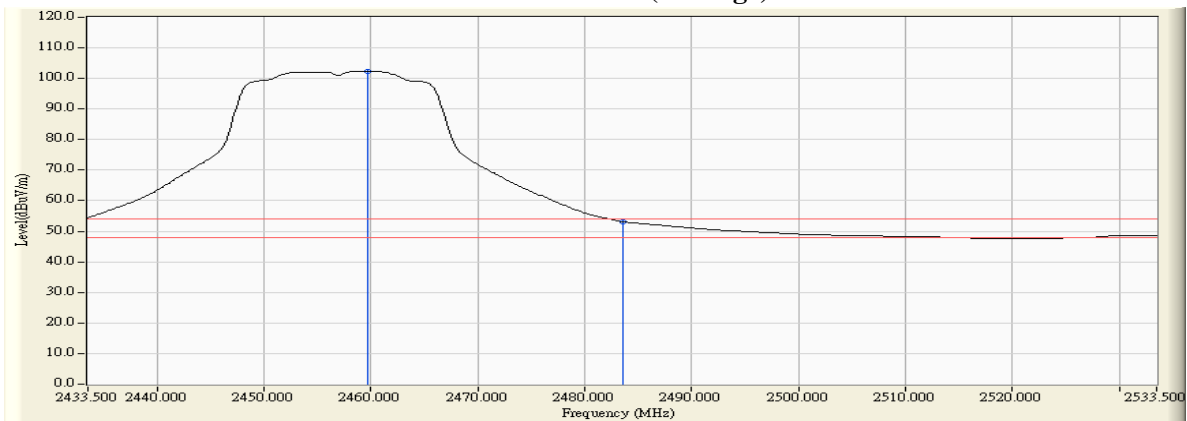


Figure Channel 10: Vertical (Average)



Note:

1. All readings above 1GHz are performed with peak and/or average measurements as necessary.
2. Peak measurements: RBW = 1MHz, VBW = 3 MHz, Sweep: Auto.
3. Average measurements: RBW = 1MHz, VBW = 10 Hz, Sweep: Auto.
4. “ * ”, means this data is the worst emission level.
5. Measurement Level = Reading Level + Correct Factor.
6. The average measurement was not performed when the peak measured data under the limit of average detection.

Product : Intel® Dual Band Wireless-AC 8260
 Test Item : Band Edge
 Test Site : No.3 OATS
 Test Mode : Mode 3 MIMO: Transmit - 802.11n-20BW_14.4Mbps(2.4G Band)
 Test Date : 2016/09/23

RF Radiated Measurement (Horizontal):

Channel No.	Frequency (MHz)	Correct Factor (dB)	Reading Level (dBuV)	Emission Level (dBuV/m)	Peak Limit (dBuV/m)	Average Limit (dBuV/m)	Result
11 (Peak)	2457.900	31.988	70.436	102.424	--	--	--
11 (Peak)	2483.500	32.182	25.195	57.377	74.00	54.00	Pass
11 (Peak)	2488.700	32.222	25.646	57.867	74.00	54.00	Pass
11 (Average)	2458.300	31.991	57.467	89.458	--	--	--
11 (Average)	2483.500	32.182	14.607	46.789	74.00	54.00	Pass

Figure Channel 11: Horizontal (Peak)

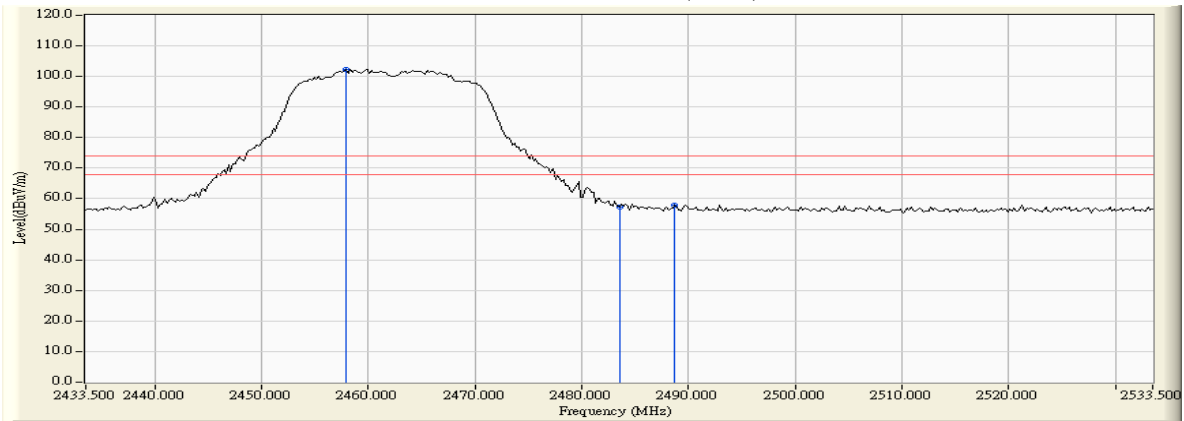
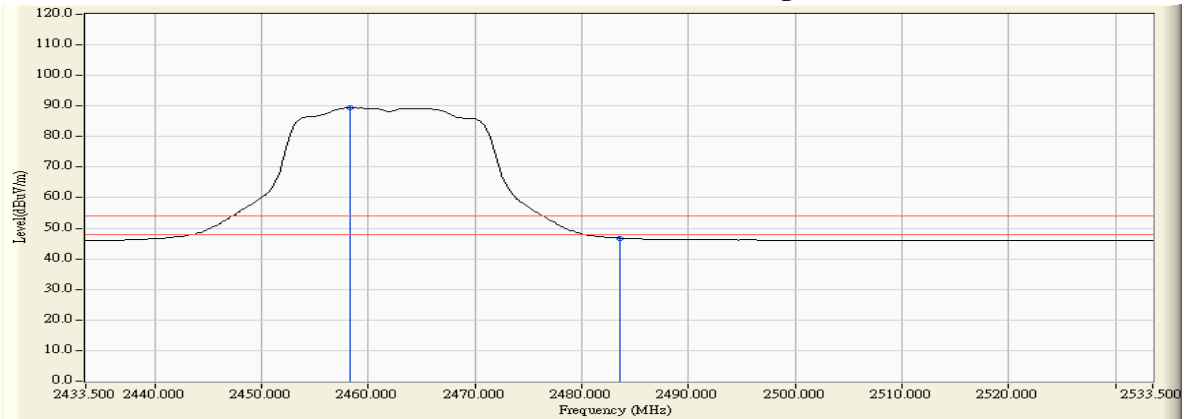


Figure Channel 11: Horizontal (Average)



Note:

1. All readings above 1GHz are performed with peak and/or average measurements as necessary.
2. Peak measurements: RBW = 1MHz, VBW = 3 MHz, Sweep: Auto.
3. Average measurements: RBW = 1MHz, VBW = 10 Hz, Sweep: Auto.
4. “ * ”, means this data is the worst emission level.
5. Measurement Level = Reading Level + Correct Factor.
6. The average measurement was not performed when the peak measured data under the limit of average detection.

Product : Intel® Dual Band Wireless-AC 8260
 Test Item : Band Edge
 Test Site : No.3 OATS
 Test Mode : Mode 3 MIMO: Transmit - 802.11n-20BW_14.4Mbps(2.4G Band)
 Test Date : 2016/09/23

RF Radiated Measurement (Vertical):

Channel No.	Frequency (MHz)	Correct Factor (dB)	Reading Level (dBuV)	Emission Level (dBuV/m)	Peak Limit (dBuV/m)	Average Limit (dBuV/m)	Result
11 (Peak)	2466.300	31.319	81.495	112.814	--	--	--
11 (Peak)	2483.500	31.435	39.914	71.349	74.00	54.00	Pass
11 (Average)	2459.500	31.273	68.224	99.497	--	--	--
11 (Average)	2483.500	31.435	21.961	53.396	74.00	54.00	Pass

Figure Channel 11: Vertical (Peak)

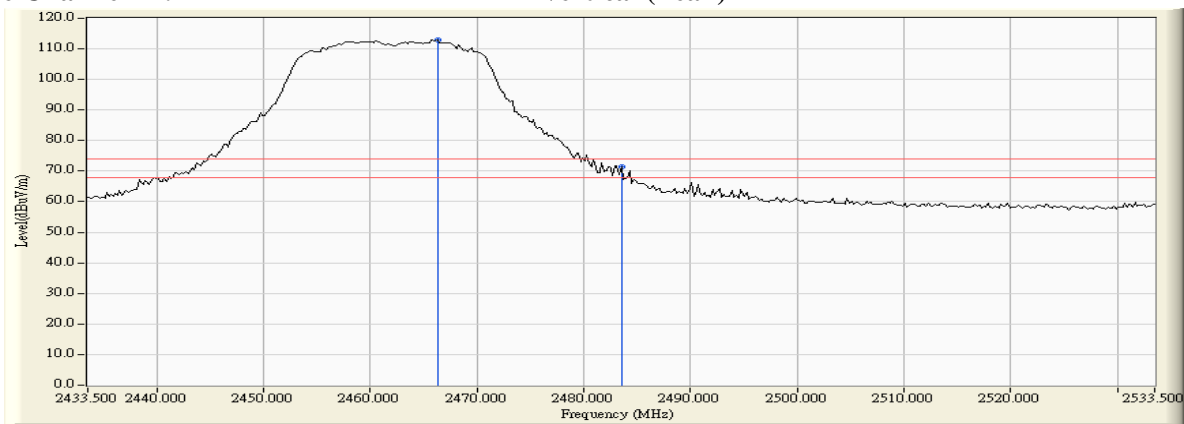
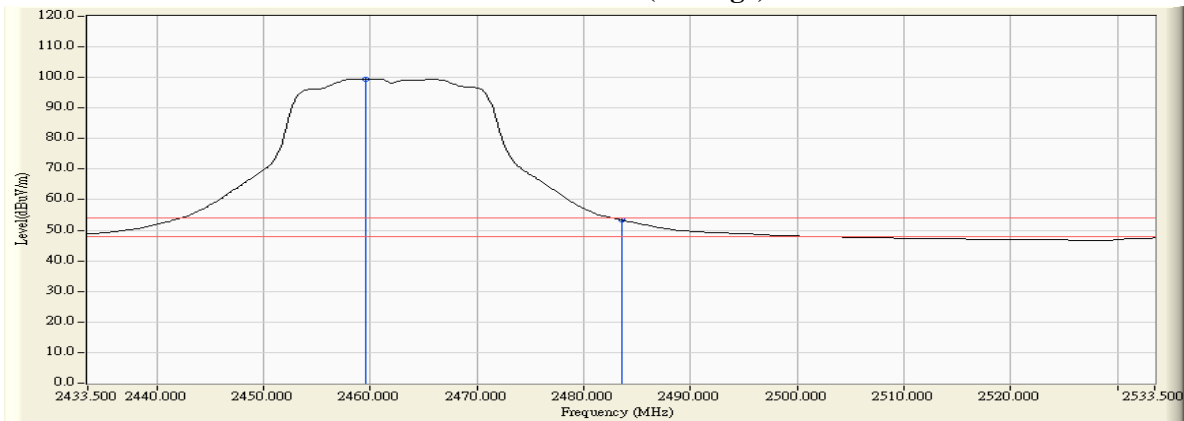


Figure Channel 11: Vertical (Average)



Note:

1. All readings above 1GHz are performed with peak and/or average measurements as necessary.
2. Peak measurements: RBW = 1MHz, VBW = 3 MHz, Sweep: Auto.
3. Average measurements: RBW = 1MHz, VBW = 10 Hz, Sweep: Auto.
4. “ * ”, means this data is the worst emission level.
5. Measurement Level = Reading Level + Correct Factor.
6. The average measurement was not performed when the peak measured data under the limit of average detection.

Product : Intel® Dual Band Wireless-AC 8260
 Test Item : Band Edge
 Test Site : No.3 OATS
 Test Mode : Mode 3 MIMO: Transmit - 802.11n-20BW_14.4Mbps(2.4G Band)
 Test Date : 2016/09/23

RF Radiated Measurement (Horizontal):

Channel No.	Frequency (MHz)	Correct Factor (dB)	Reading Level (dBuV)	Emission Level (dBuV/m)	Peak Limit (dBuV/m)	Average Limit (dBuV/m)	Result
12 (Peak)	2468.900	32.072	64.551	96.623	--	--	--
12 (Peak)	2483.500	32.182	27.376	59.558	74.00	54.00	Pass
12 (Average)	2469.500	32.077	51.816	83.892	--	--	--
12 (Average)	2483.500	32.182	14.956	47.138	74.00	54.00	Pass

Figure Channel 12: Horizontal (Peak)

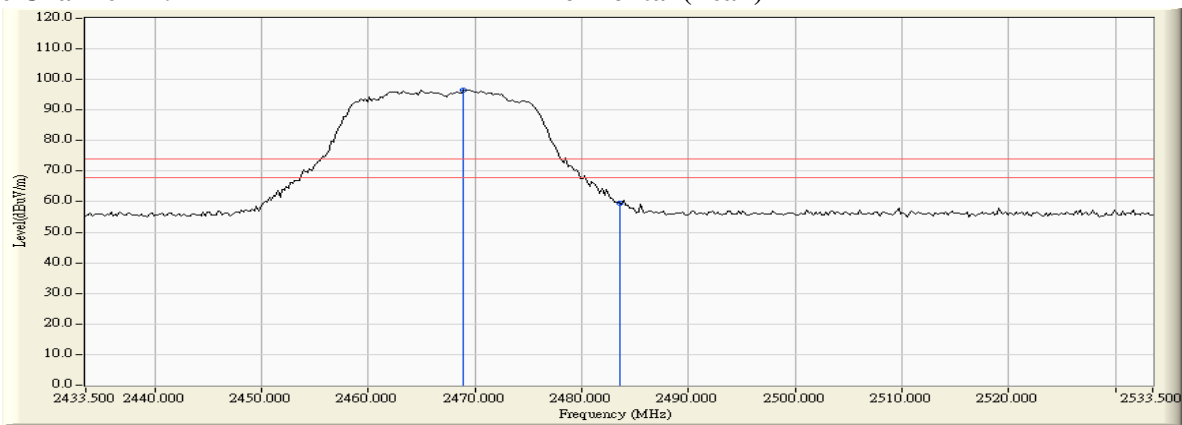
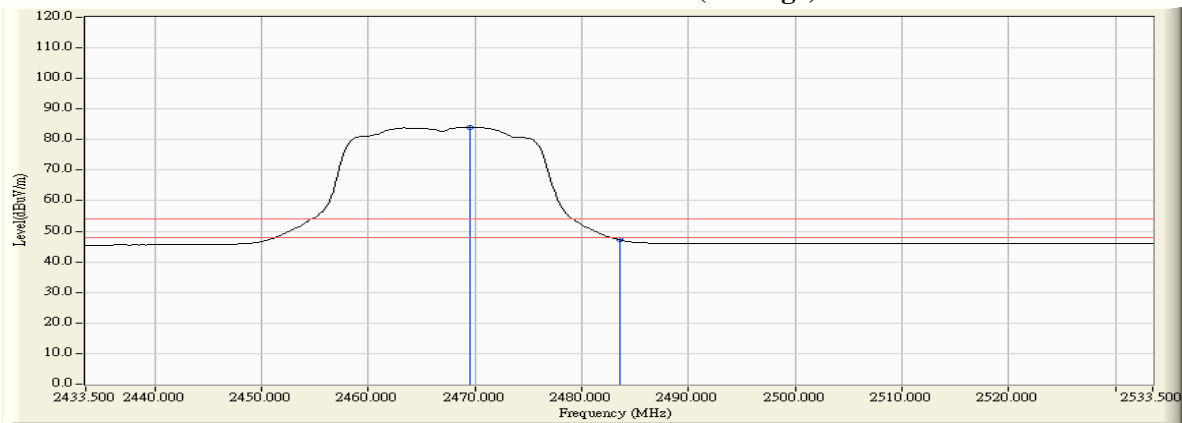


Figure Channel 12: Horizontal (Average)



Note:

1. All readings above 1GHz are performed with peak and/or average measurements as necessary.
2. Peak measurements: RBW = 1MHz, VBW = 3 MHz, Sweep: Auto.
3. Average measurements: RBW = 1MHz, VBW = 10 Hz, Sweep: Auto.
4. “ * ”, means this data is the worst emission level.
5. Measurement Level = Reading Level + Correct Factor.
6. The average measurement was not performed when the peak measured data under the limit of average detection.

Product : Intel® Dual Band Wireless-AC 8260
 Test Item : Band Edge
 Test Site : No.3 OATS
 Test Mode : Mode 3 MIMO: Transmit - 802.11n-20BW_14.4Mbps(2.4G Band)
 Test Date : 2016/09/23

RF Radiated Measurement (Vertical):

Channel No.	Frequency (MHz)	Correct Factor (dB)	Reading Level (dBuV)	Emission Level (dBuV/m)	Peak Limit (dBuV/m)	Average Limit (dBuV/m)	Result
12 (Peak)	2470.500	31.348	76.033	107.381	--	--	--
12 (Peak)	2483.500	31.435	39.252	70.687	74.00	54.00	Pass
12 (Average)	2470.700	31.349	63.195	94.544	--	--	--
12 (Average)	2483.500	31.435	21.819	53.254	74.00	54.00	Pass

Figure Channel 12: Vertical (Peak)

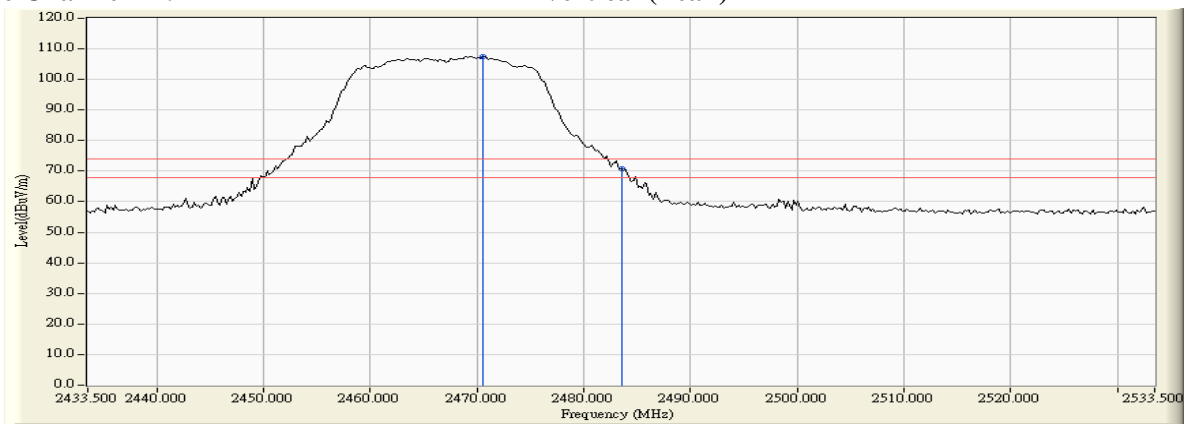
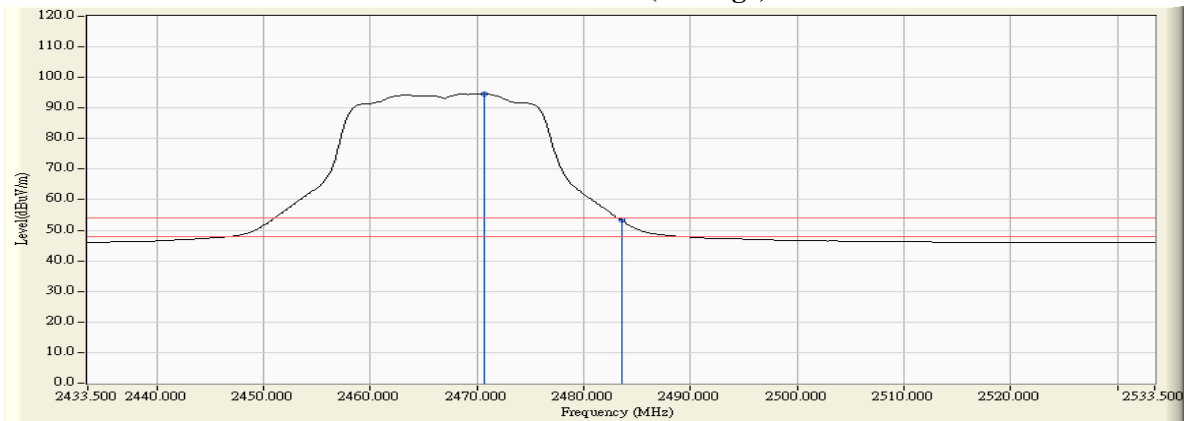


Figure Channel 12: Vertical (Average)



Note:

1. All readings above 1GHz are performed with peak and/or average measurements as necessary.
2. Peak measurements: RBW = 1MHz, VBW = 3 MHz, Sweep: Auto.
3. Average measurements: RBW = 1MHz, VBW = 10 Hz, Sweep: Auto.
4. “ * ”, means this data is the worst emission level.
5. Measurement Level = Reading Level + Correct Factor.
6. The average measurement was not performed when the peak measured data under the limit of average detection.

Product : Intel® Dual Band Wireless-AC 8260
 Test Item : Band Edge
 Test Site : No.3 OATS
 Test Mode : Mode 3 MIMO: Transmit - 802.11n-40BW_30Mbps(2.4G Band)
 Test Date : 2016/09/23

RF Radiated Measurement (Horizontal):

Channel No.	Frequency (MHz)	Correct Factor (dB)	Reading Level (dBuV)	Emission Level (dBuV/m)	Peak Limit (dBuV/m)	Average Limit (dBuV/m)	Result
03 (Peak)	2389.800	31.508	28.307	59.815	74.00	54.00	Pass
03 (Peak)	2390.000	31.509	26.800	58.309	74.00	54.00	Pass
03 (Peak)	2400.000	31.561	41.845	73.406	--	--	--
03 (Peak)	2434.400	31.809	67.317	99.127	--	--	--
03 (Average)	2390.000	31.509	15.777	47.286	74.00	54.00	Pass
03 (Average)	2400.000	31.561	28.665	60.226	--	--	--
03 (Average)	2417.200	31.677	52.926	84.604	--	--	--

Figure Channel 03: Horizontal (Peak)

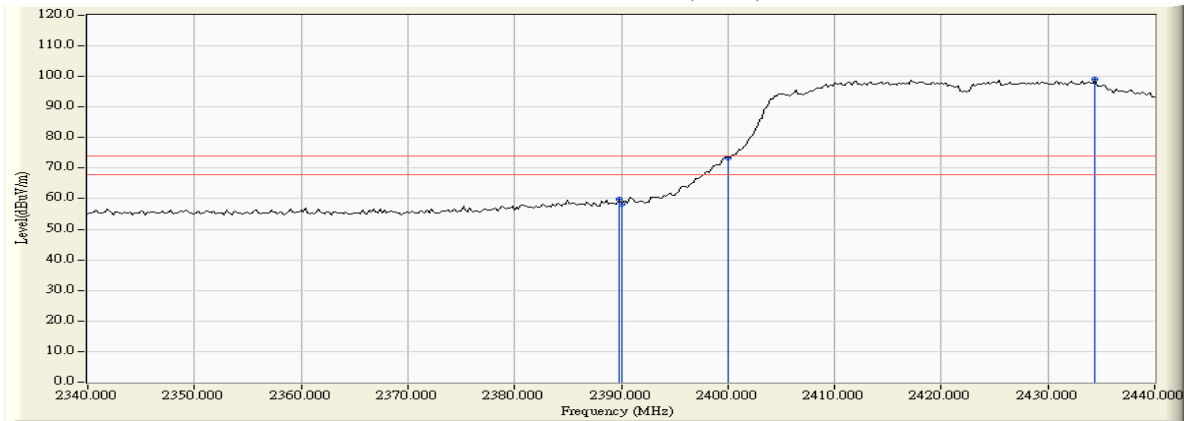
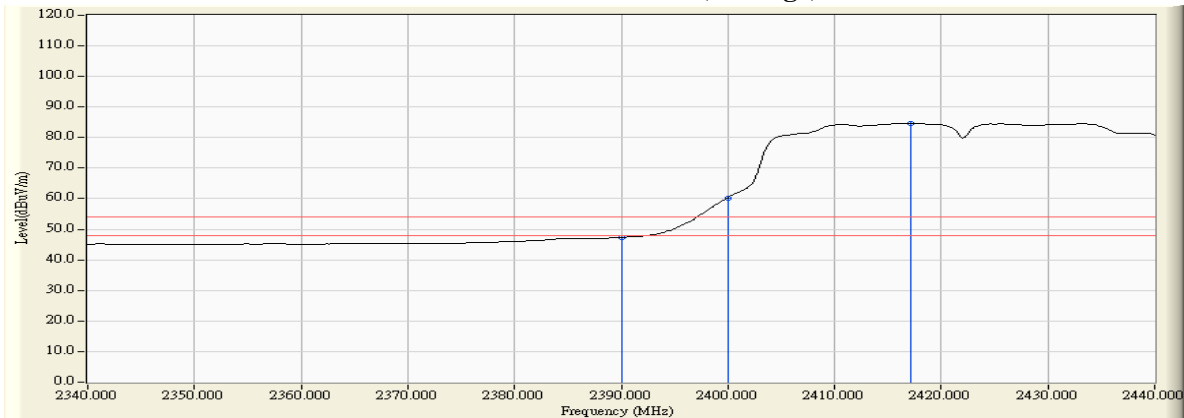


Figure Channel 03: Horizontal (Average)



Note:

1. All readings above 1GHz are performed with peak and/or average measurements as necessary.
2. Peak measurements: RBW = 1MHz, VBW = 3 MHz, Sweep: Auto.
3. Average measurements: RBW = 1MHz, VBW = 10 Hz, Sweep: Auto.
4. “ * ”, means this data is the worst emission level.
5. Measurement Level = Reading Level + Correct Factor.
6. The average measurement was not performed when the peak measured data under the limit of average detection.

Product : Intel® Dual Band Wireless-AC 8260
 Test Item : Band Edge
 Test Site : No.3 OATS
 Test Mode : Mode 3 MIMO: Transmit - 802.11n-40BW_30Mbps(2.4G Band)
 Test Date : 2016/09/23

RF Radiated Measurement (Vertical):

Channel No.	Frequency (MHz)	Correct Factor (dB)	Reading Level (dBuV)	Emission Level (dBuV/m)	Peak Limit (dBuV/m)	Average Limit (dBuV/m)	Result
03 (Peak)	2386.800	30.930	36.902	67.832	74.00	54.00	Pass
03 (Peak)	2390.000	30.915	36.123	67.038	74.00	54.00	Pass
03 (Peak)	2400.000	30.912	52.765	83.677	--	--	--
03 (Peak)	2434.000	31.099	77.382	108.481	--	--	--
03 (Average)	2390.000	30.915	22.453	53.368	74.00	54.00	Pass
03 (Average)	2400.000	30.912	38.395	69.307	--	--	--
03 (Average)	2430.800	31.077	62.723	93.800	--	--	--

Figure Channel 03: Vertical (Peak)

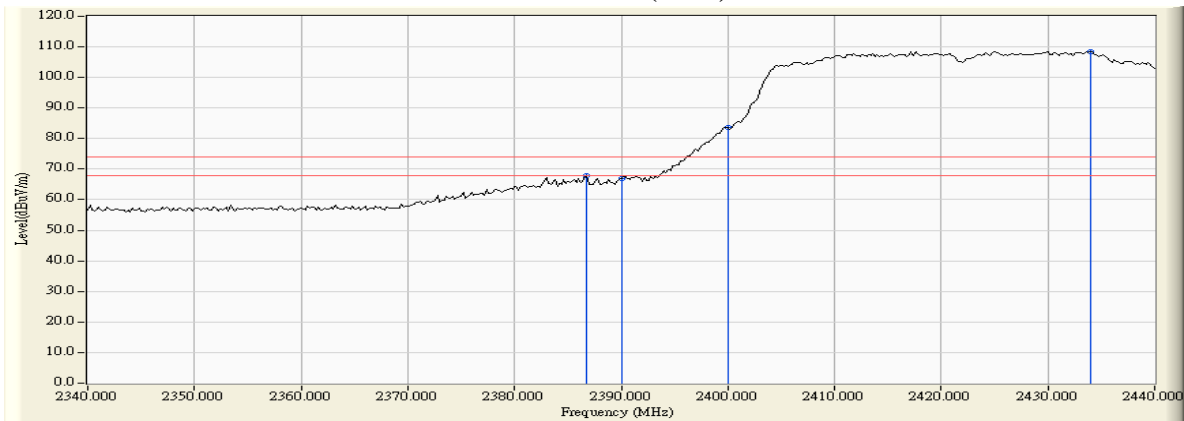
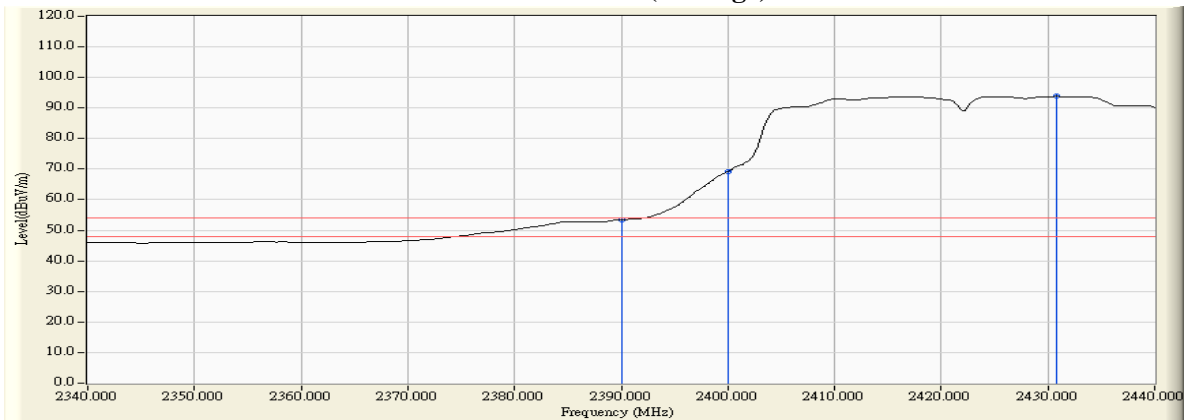


Figure Channel 03: Vertical (Average)



Note:

1. All readings above 1GHz are performed with peak and/or average measurements as necessary.
2. Peak measurements: RBW = 1MHz, VBW = 3 MHz, Sweep: Auto.
3. Average measurements: RBW = 1MHz, VBW = 10 Hz, Sweep: Auto.
4. “ * ”, means this data is the worst emission level.
5. Measurement Level = Reading Level + Correct Factor.
6. The average measurement was not performed when the peak measured data under the limit of average detection.

Product : Intel® Dual Band Wireless-AC 8260
 Test Item : Band Edge
 Test Site : No.3 OATS
 Test Mode : Mode 3 MIMO: Transmit - 802.11n-40BW_30Mbps(2.4G Band)
 Test Date : 2016/09/23

RF Radiated Measurement (Horizontal):

Channel No.	Frequency (MHz)	Correct Factor (dB)	Reading Level (dBuV)	Emission Level (dBuV/m)	Peak Limit (dBuV/m)	Average Limit (dBuV/m)	Result
04 (Peak)	2390.000	31.509	28.001	59.510	74.00	54.00	Pass
04 (Peak)	2400.000	31.561	31.971	63.532	--	--	--
04 (Peak)	2435.600	31.819	67.848	99.667	--	--	--
04 (Average)	2390.000	31.509	16.015	47.524	74.00	54.00	Pass
04 (Average)	2400.000	31.561	19.522	51.083	--	--	--
04 (Average)	2433.400	31.802	53.097	84.899	--	--	--

Figure Channel 04: Horizontal (Peak)

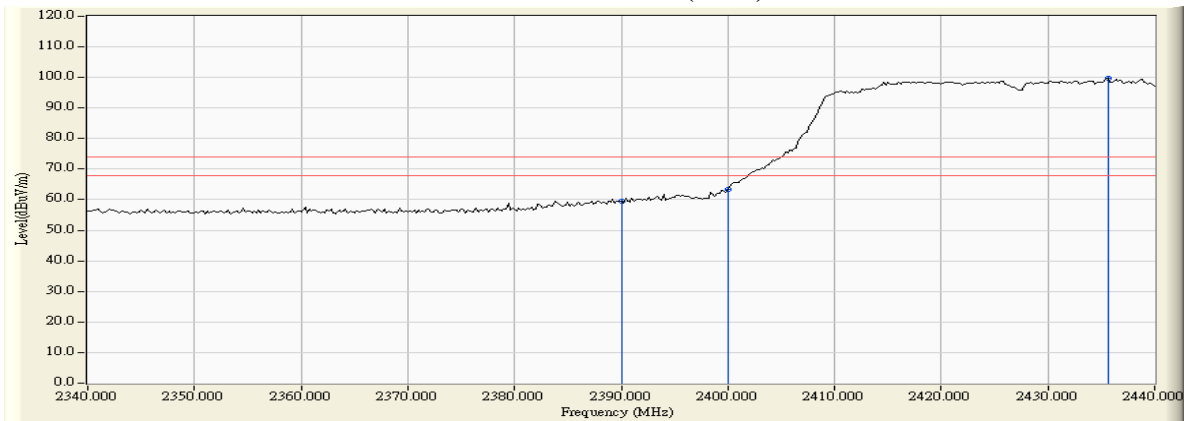
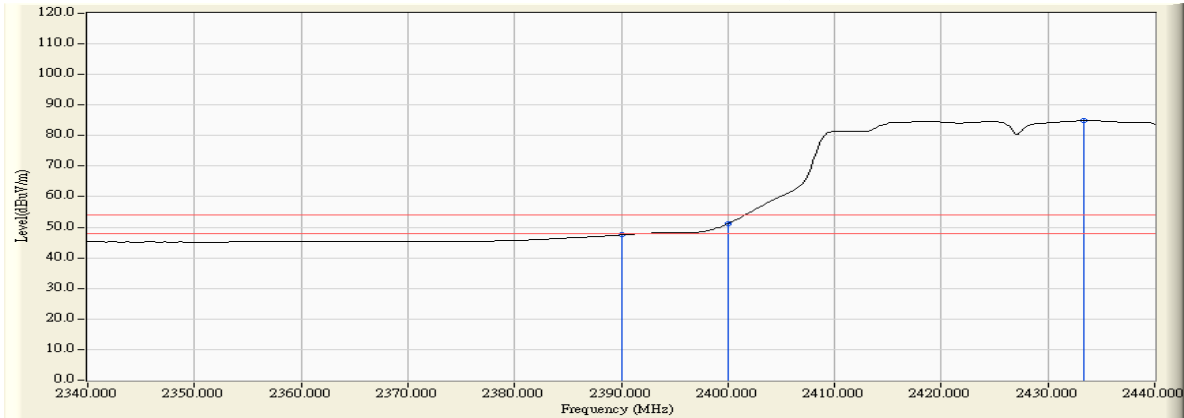


Figure Channel 04: Horizontal (Average)



Note:

1. All readings above 1GHz are performed with peak and/or average measurements as necessary.
2. Peak measurements: RBW = 1MHz, VBW = 3 MHz, Sweep: Auto.
3. Average measurements: RBW = 1MHz, VBW = 10 Hz, Sweep: Auto.
4. “ * ”, means this data is the worst emission level.
5. Measurement Level = Reading Level + Correct Factor.
6. The average measurement was not performed when the peak measured data under the limit of average detection.

Product : Intel® Dual Band Wireless-AC 8260
 Test Item : Band Edge
 Test Site : No.3 OATS
 Test Mode : Mode 3 MIMO: Transmit - 802.11n-40BW_30Mbps(2.4G Band)
 Test Date : 2016/09/23

RF Radiated Measurement (Vertical):

Channel No.	Frequency (MHz)	Correct Factor (dB)	Reading Level (dBuV)	Emission Level (dBuV/m)	Peak Limit (dBuV/m)	Average Limit (dBuV/m)	Result
04 (Peak)	2390.000	30.915	35.488	66.403	74.00	54.00	Pass
04 (Peak)	2400.000	30.912	41.447	72.359	--	--	--
04 (Peak)	2439.000	31.133	77.725	108.858	--	--	--
04 (Average)	2390.000	30.915	22.465	53.380	74.00	54.00	Pass
04 (Average)	2400.000	30.912	27.952	58.864	--	--	--
04 (Average)	2433.400	31.094	63.092	94.187	--	--	--

Figure Channel 04: Vertical (Peak)

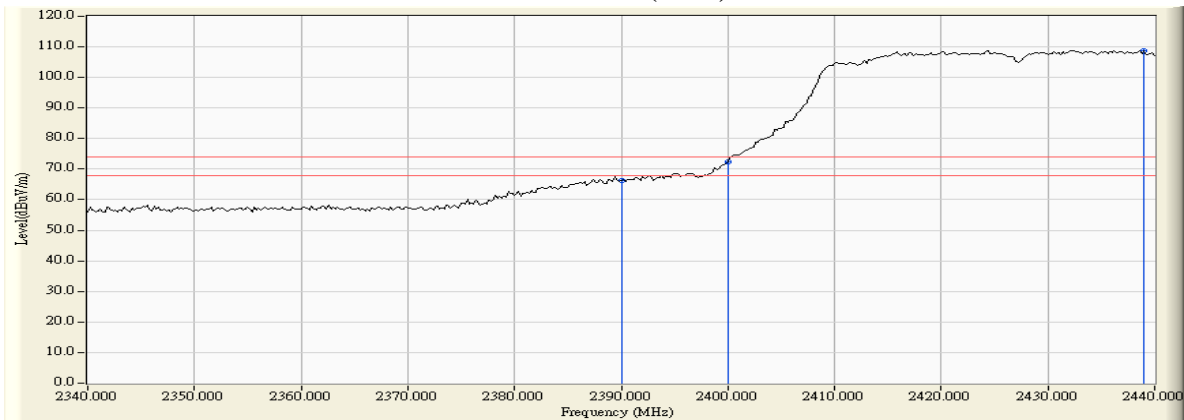
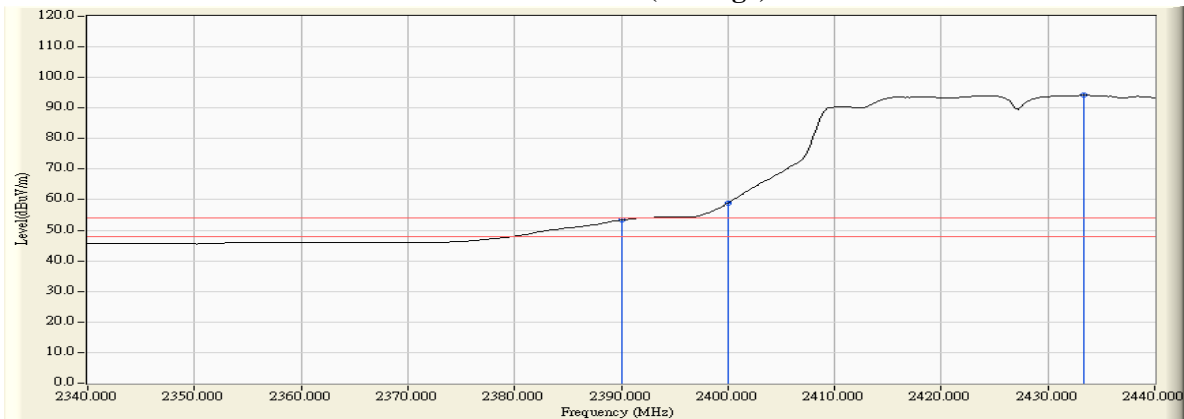


Figure Channel 04: Vertical (Average)



Note:

1. All readings above 1GHz are performed with peak and/or average measurements as necessary.
2. Peak measurements: RBW = 1MHz, VBW = 3 MHz, Sweep: Auto.
3. Average measurements: RBW = 1MHz, VBW = 10 Hz, Sweep: Auto.
4. “ * ”, means this data is the worst emission level.
5. Measurement Level = Reading Level + Correct Factor.
6. The average measurement was not performed when the peak measured data under the limit of average detection.

Product : Intel® Dual Band Wireless-AC 8260
 Test Item : Band Edge
 Test Site : No.3 OATS
 Test Mode : Mode 3 MIMO: Transmit - 802.11n-40BW_30Mbps(2.4G Band)
 Test Date : 2016/09/23

RF Radiated Measurement (Horizontal):

Channel No.	Frequency (MHz)	Correct Factor (dB)	Reading Level (dBuV)	Emission Level (dBuV/m)	Peak Limit (dBuV/m)	Average Limit (dBuV/m)	Result
05 (Peak)	2390.000	31.509	27.067	58.576	74.00	54.00	Pass
05 (Peak)	2400.000	31.561	30.007	61.568	--	--	--
05 (Peak)	2435.600	31.819	67.675	99.494	--	--	--
05 (Average)	2390.000	31.509	15.161	46.670	74.00	54.00	Pass
05 (Average)	2400.000	31.561	16.869	48.430	--	--	--
05 (Average)	2435.600	31.819	53.258	85.077	--	--	--

Figure Channel 05: Horizontal (Peak)

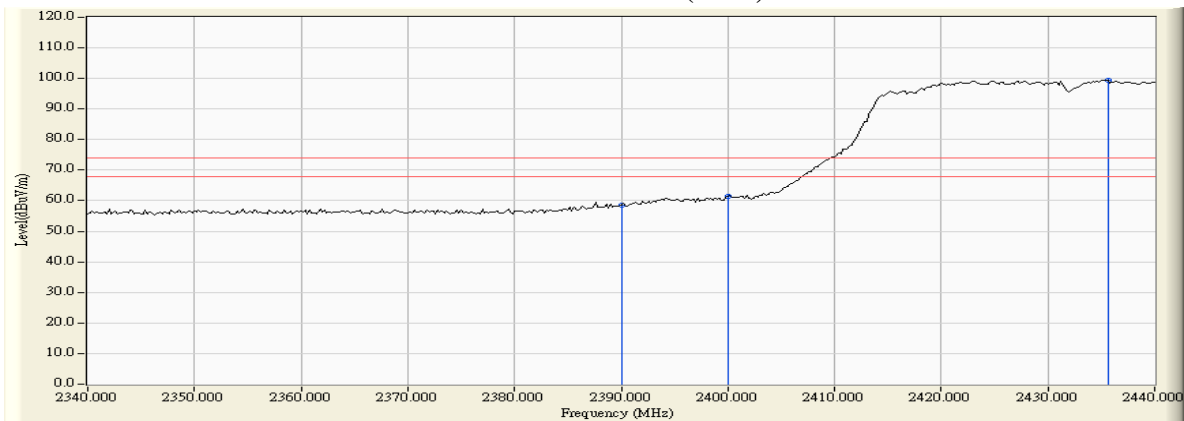
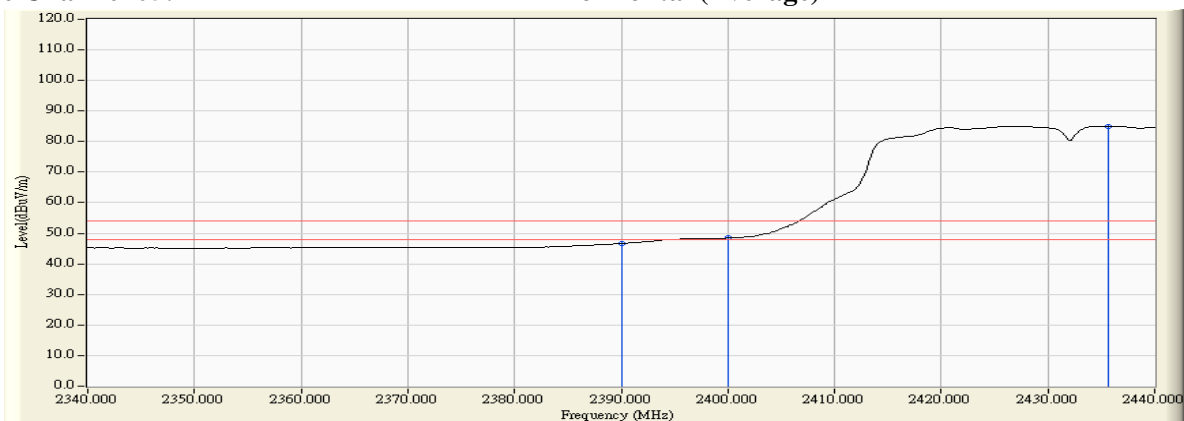


Figure Channel 05: Horizontal (Average)



Note:

1. All readings above 1GHz are performed with peak and/or average measurements as necessary.
2. Peak measurements: RBW = 1MHz, VBW = 3 MHz, Sweep: Auto.
3. Average measurements: RBW = 1MHz, VBW = 10 Hz, Sweep: Auto.
4. “ * ”, means this data is the worst emission level.
5. Measurement Level = Reading Level + Correct Factor.
6. The average measurement was not performed when the peak measured data under the limit of average detection.

Product : Intel® Dual Band Wireless-AC 8260
 Test Item : Band Edge
 Test Site : No.3 OATS
 Test Mode : Mode 3 MIMO: Transmit - 802.11n-40BW_30Mbps(2.4G Band)
 Test Date : 2016/09/23

RF Radiated Measurement (Vertical):

Channel No.	Frequency (MHz)	Correct Factor (dB)	Reading Level (dBuV)	Emission Level (dBuV/m)	Peak Limit (dBuV/m)	Average Limit (dBuV/m)	Result
05 (Peak)	2390.000	30.915	34.915	65.830	74.00	54.00	Pass
05 (Peak)	2400.000	30.912	39.334	70.246	--	--	--
05 (Peak)	2435.400	31.108	78.359	109.467	--	--	--
05 (Average)	2390.000	30.915	20.994	51.909	74.00	54.00	Pass
05 (Average)	2400.000	30.912	24.781	55.693	--	--	--
05 (Average)	2435.800	31.111	63.293	94.404	--	--	--

Figure Channel 05: Vertical (Peak)

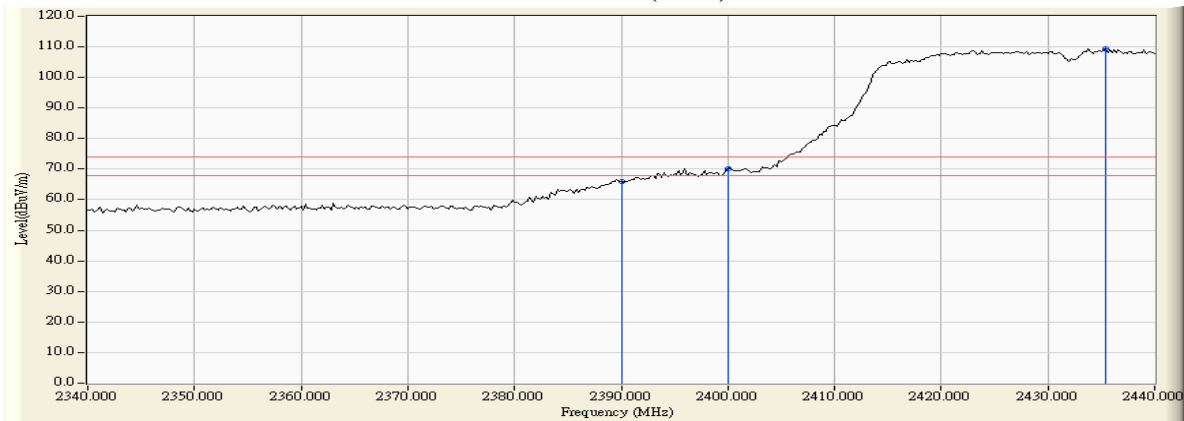
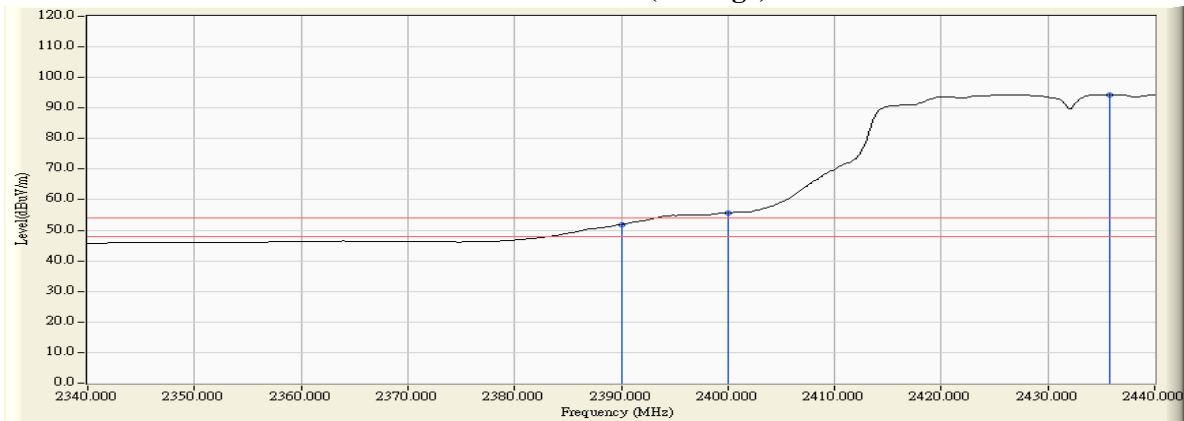


Figure Channel 05: Vertical (Average)



Note:

1. All readings above 1GHz are performed with peak and/or average measurements as necessary.
2. Peak measurements: RBW = 1MHz, VBW = 3 MHz, Sweep: Auto.
3. Average measurements: RBW = 1MHz, VBW = 10 Hz, Sweep: Auto.
4. “ * ”, means this data is the worst emission level.
5. Measurement Level = Reading Level + Correct Factor.
6. The average measurement was not performed when the peak measured data under the limit of average detection.

Product : Intel® Dual Band Wireless-AC 8260
 Test Item : Band Edge
 Test Site : No.3 OATS
 Test Mode : Mode 3 MIMO: Transmit - 802.11n-40BW_30Mbps(2.4G Band)
 Test Date : 2016/09/23

RF Radiated Measurement (Horizontal):

Channel No.	Frequency (MHz)	Correct Factor (dB)	Reading Level (dBuV)	Emission Level (dBuV/m)	Peak Limit (dBuV/m)	Average Limit (dBuV/m)	Result
06 (Peak)	2386.400	31.495	26.762	58.257	74.00	54.00	Pass
06 (Peak)	2390.000	31.509	25.586	57.095	74.00	54.00	Pass
06 (Peak)	2400.000	31.561	29.255	60.816	--	--	--
06 (Peak)	2438.800	31.844	68.362	100.205	--	--	--
06 (Average)	2390.000	31.509	14.802	46.311	74.00	54.00	Pass
06 (Average)	2400.000	31.561	17.708	49.269	--	--	--
06 (Average)	2432.000	31.791	54.234	86.025	--	--	--

Figure Channel 06: Horizontal (Peak)

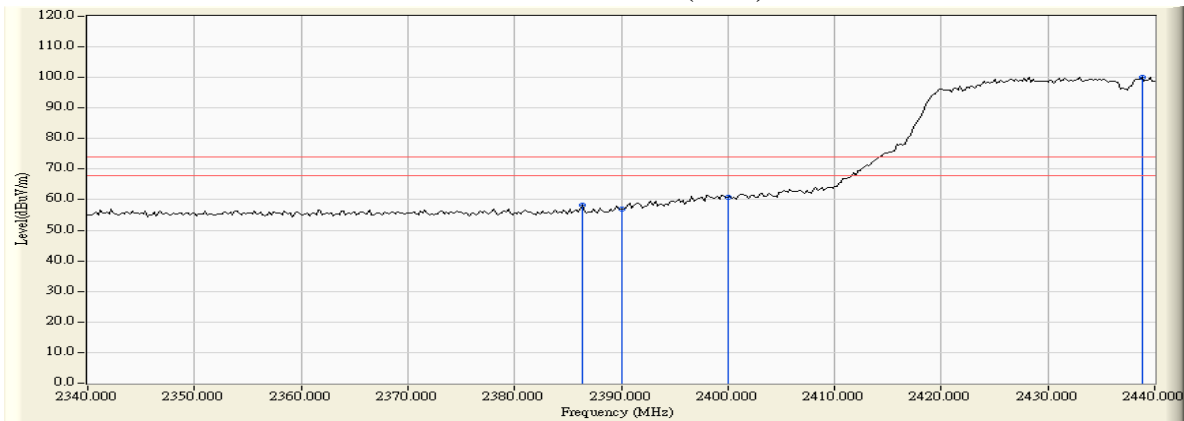
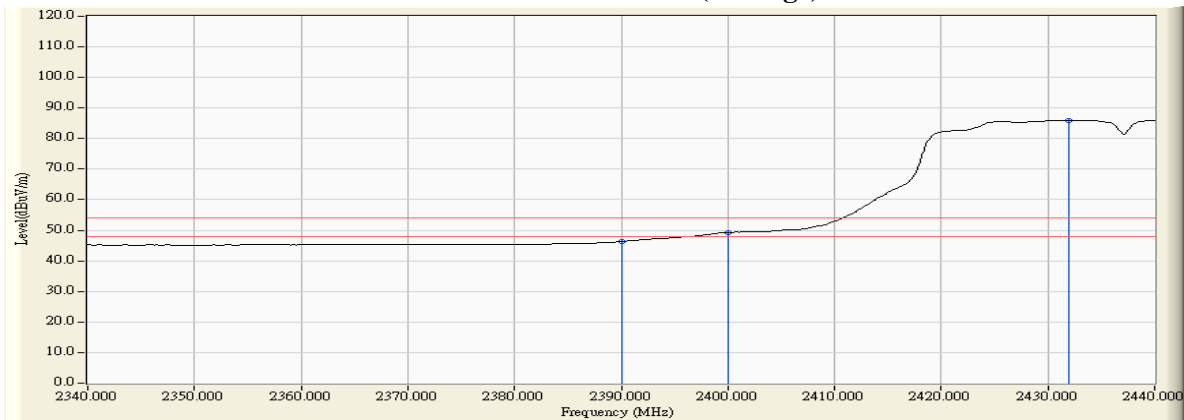


Figure Channel 06: Horizontal (Average)



Note:

1. All readings above 1GHz are performed with peak and/or average measurements as necessary.
2. Peak measurements: RBW = 1MHz, VBW = 3 MHz, Sweep: Auto.
3. Average measurements: RBW = 1MHz, VBW = 10 Hz, Sweep: Auto.
4. “ * ”, means this data is the worst emission level.
5. Measurement Level = Reading Level + Correct Factor.
6. The average measurement was not performed when the peak measured data under the limit of average detection.

Product : Intel® Dual Band Wireless-AC 8260
 Test Item : Band Edge
 Test Site : No.3 OATS
 Test Mode : Mode 3 MIMO: Transmit - 802.11n-40BW_30Mbps(2.4G Band)
 Test Date : 2016/09/23

RF Radiated Measurement (Vertical):

Channel No.	Frequency (MHz)	Correct Factor (dB)	Reading Level (dBuV)	Emission Level (dBuV/m)	Peak Limit (dBuV/m)	Average Limit (dBuV/m)	Result
06 (Peak)	2387.800	30.925	35.023	65.948	74.00	54.00	Pass
06 (Peak)	2390.000	30.915	34.261	65.176	74.00	54.00	Pass
06 (Peak)	2400.000	30.912	40.526	71.438	--	--	--
06 (Peak)	2432.400	31.088	79.205	110.293	--	--	--
06 (Average)	2390.000	30.915	20.534	51.449	74.00	54.00	Pass
06 (Average)	2400.000	30.912	26.266	57.178	--	--	--
06 (Average)	2430.600	31.075	64.144	95.220	--	--	--

Figure Channel 06: Vertical (Peak)

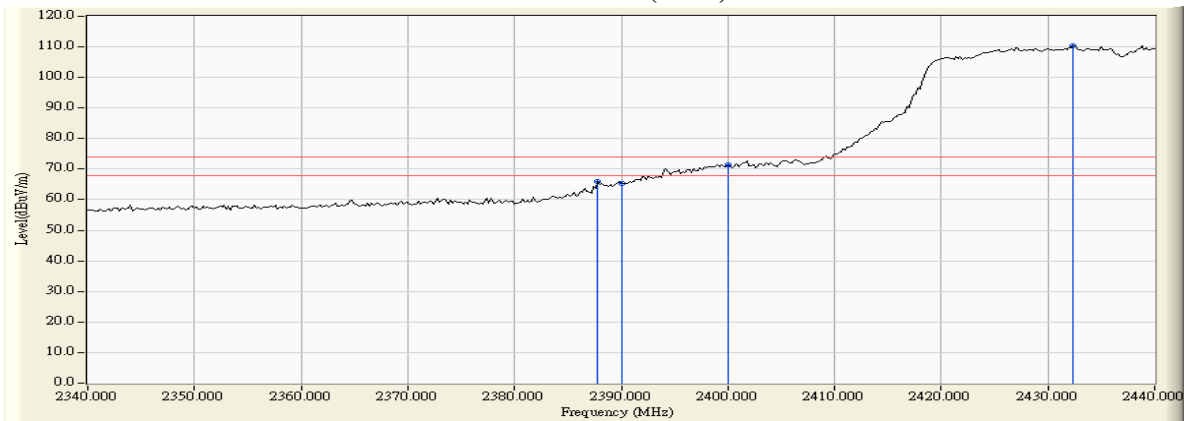
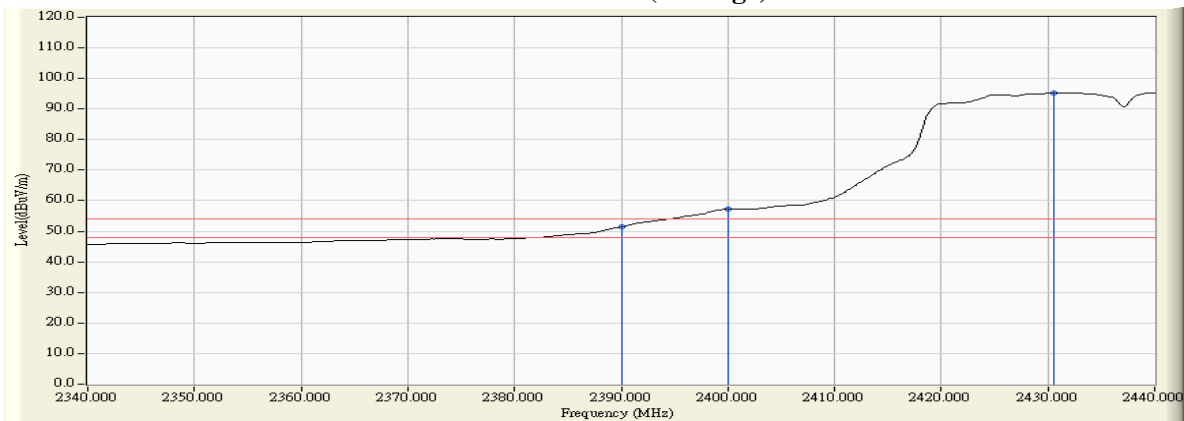


Figure Channel 06: Vertical (Average)



Note:

1. All readings above 1GHz are performed with peak and/or average measurements as necessary.
2. Peak measurements: RBW = 1MHz, VBW = 3 MHz, Sweep: Auto.
3. Average measurements: RBW = 1MHz, VBW = 10 Hz, Sweep: Auto.
4. “ * ”, means this data is the worst emission level.
5. Measurement Level = Reading Level + Correct Factor.
6. The average measurement was not performed when the peak measured data under the limit of average detection.

Product : Intel® Dual Band Wireless-AC 8260
 Test Item : Band Edge
 Test Site : No.3 OATS
 Test Mode : Mode 3 MIMO: Transmit - 802.11n-40BW_30Mbps(2.4G Band)
 Test Date : 2016/09/23

RF Radiated Measurement (Horizontal):

Channel No.	Frequency (MHz)	Correct Factor (dB)	Reading Level (dBuV)	Emission Level (dBuV/m)	Peak Limit (dBuV/m)	Average Limit (dBuV/m)	Result
06 (Peak)	2440.100	31.852	68.540	100.393	--	--	--
06 (Peak)	2483.500	32.182	25.296	57.478	74.00	54.00	Pass
06 (Peak)	2484.900	32.193	26.470	58.663	74.00	54.00	Pass
06 (Average)	2445.700	31.896	54.190	86.086	--	--	--
06 (Average)	2483.000	32.179	14.864	47.042	74.00	54.00	Pass

Figure Channel 06: Horizontal (Peak)

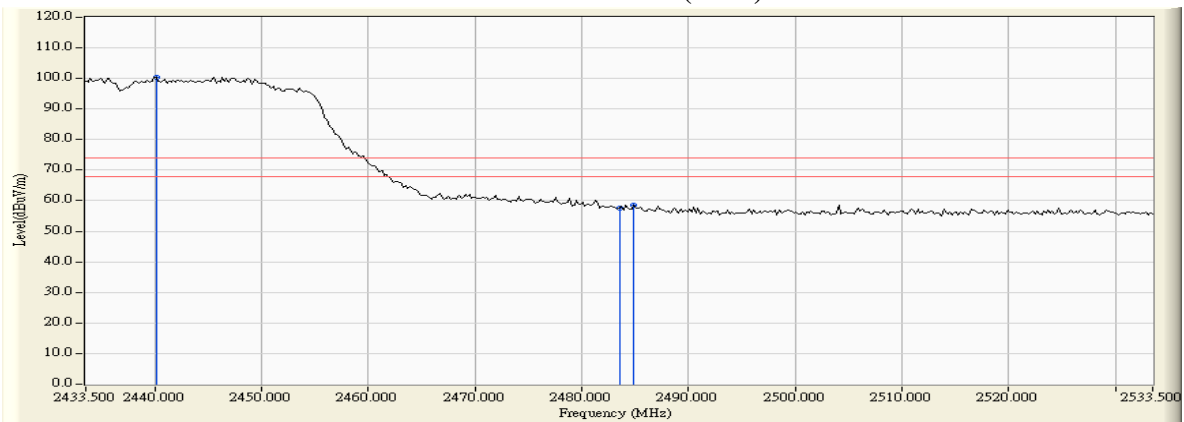
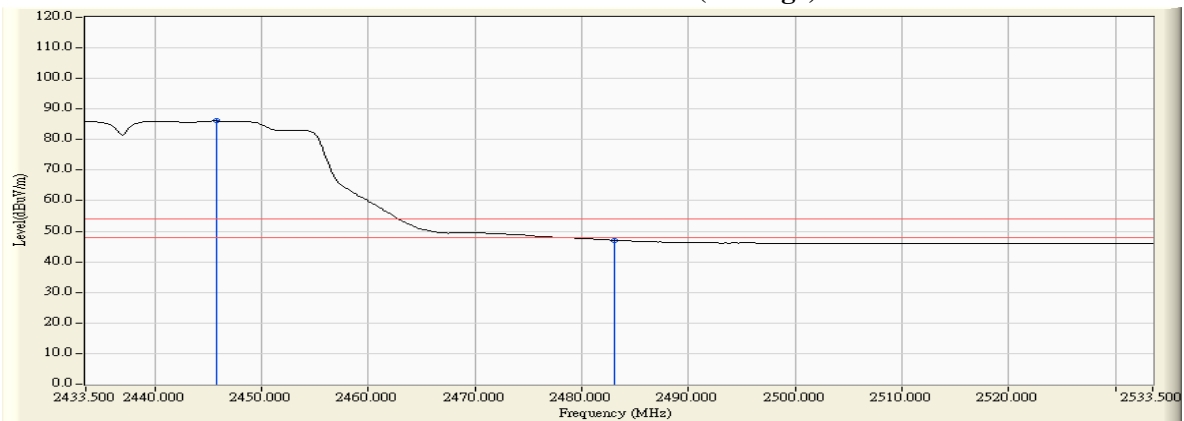


Figure Channel 06: Horizontal (Average)



Note:

1. All readings above 1GHz are performed with peak and/or average measurements as necessary.
2. Peak measurements: RBW = 1MHz, VBW = 3 MHz, Sweep: Auto.
3. Average measurements: RBW = 1MHz, VBW = 10 Hz, Sweep: Auto.
4. “ * ”, means this data is the worst emission level.
5. Measurement Level = Reading Level + Correct Factor.
6. The average measurement was not performed when the peak measured data under the limit of average detection.

Product : Intel® Dual Band Wireless-AC 8260
 Test Item : Band Edge
 Test Site : No.3 OATS
 Test Mode : Mode 3 MIMO: Transmit - 802.11n-40BW_30Mbps(2.4G Band)
 Test Date : 2016/09/23

RF Radiated Measurement (Vertical):

Channel No.	Frequency (MHz)	Correct Factor (dB)	Reading Level (dBuV)	Emission Level (dBuV/m)	Peak Limit (dBuV/m)	Average Limit (dBuV/m)	Result
06 (Peak)	2446.700	31.185	79.533	110.718	--	--	--
06 (Peak)	2483.500	31.435	36.705	68.140	74.00	54.00	Pass
06 (Average)	2448.300	31.196	64.344	95.540	--	--	--
06 (Average)	2483.500	31.435	21.250	52.685	74.00	54.00	Pass

Figure Channel 06: Vertical (Peak)

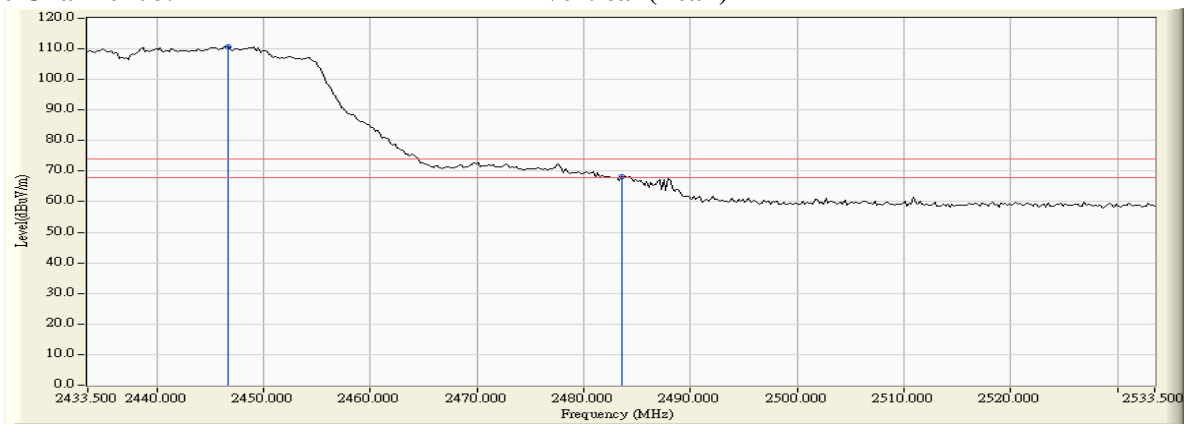
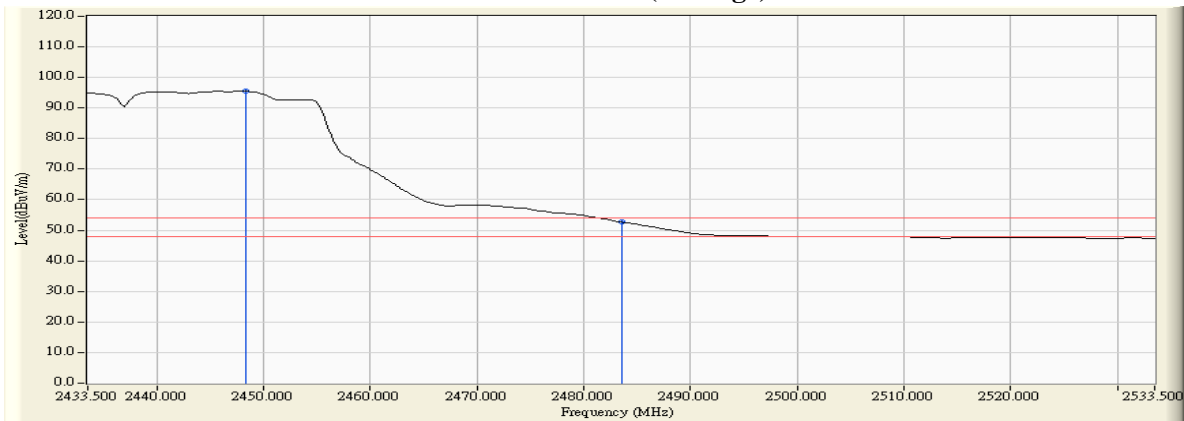


Figure Channel 06: Vertical (Average)



Note:

1. All readings above 1GHz are performed with peak and/or average measurements as necessary.
2. Peak measurements: RBW = 1MHz, VBW = 3 MHz, Sweep: Auto.
3. Average measurements: RBW = 1MHz, VBW = 10 Hz, Sweep: Auto.
4. “ * ”, means this data is the worst emission level.
5. Measurement Level = Reading Level + Correct Factor.
6. The average measurement was not performed when the peak measured data under the limit of average detection.

Product : Intel® Dual Band Wireless-AC 8260
 Test Item : Band Edge
 Test Site : No.3 OATS
 Test Mode : Mode 3 MIMO: Transmit - 802.11n-40BW_30Mbps(2.4G Band)
 Test Date : 2016/09/23

RF Radiated Measurement (Horizontal):

Channel No.	Frequency (MHz)	Correct Factor (dB)	Reading Level (dBuV)	Emission Level (dBuV/m)	Peak Limit (dBuV/m)	Average Limit (dBuV/m)	Result
09 (Peak)	2444.500	31.887	65.638	97.524	--	--	--
09 (Peak)	2483.500	32.182	26.190	58.372	74.00	54.00	Pass
09 (Average)	2445.700	31.896	51.559	83.455	--	--	--
09 (Average)	2483.500	32.182	15.044	47.226	74.00	54.00	Pass

Figure Channel 09: Horizontal (Peak)

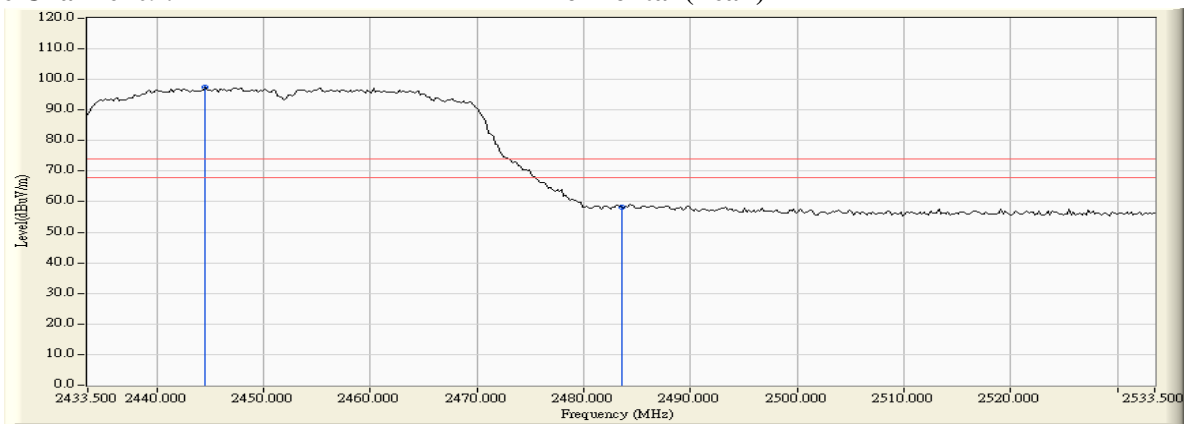
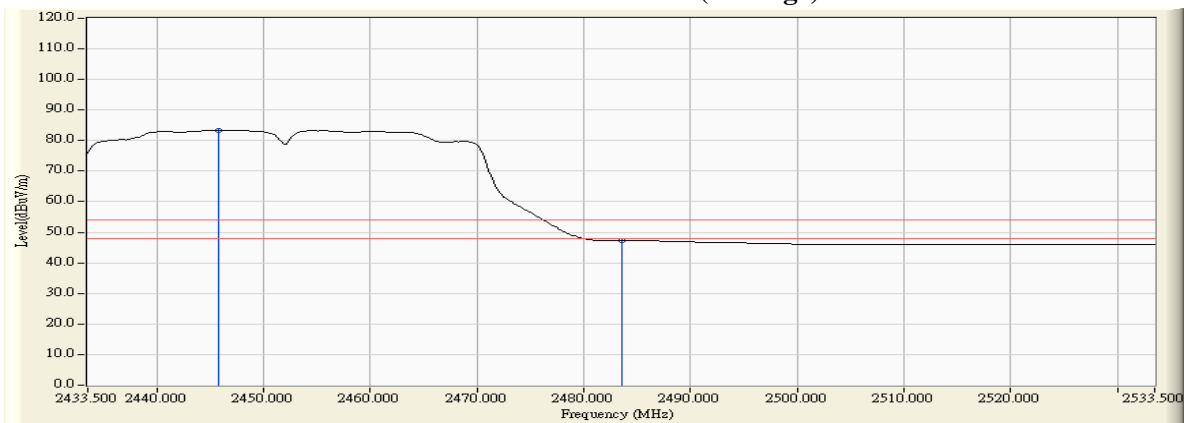


Figure Channel 09: Horizontal (Average)



Note:

1. All readings above 1GHz are performed with peak and/or average measurements as necessary.
2. Peak measurements: RBW = 1MHz, VBW = 3 MHz, Sweep: Auto.
3. Average measurements: RBW = 1MHz, VBW = 10 Hz, Sweep: Auto.
4. “ * ”, means this data is the worst emission level.
5. Measurement Level = Reading Level + Correct Factor.
6. The average measurement was not performed when the peak measured data under the limit of average detection.

Product : Intel® Dual Band Wireless-AC 8260
 Test Item : Band Edge
 Test Site : No.3 OATS
 Test Mode : Mode 3 MIMO: Transmit - 802.11n-40BW_30Mbps(2.4G Band)
 Test Date : 2016/09/23

RF Radiated Measurement (Vertical):

Channel No.	Frequency (MHz)	Correct Factor (dB)	Reading Level (dBuV)	Emission Level (dBuV/m)	Peak Limit (dBuV/m)	Average Limit (dBuV/m)	Result
09 (Peak)	2463.700	31.302	77.068	108.370	--	--	--
09 (Peak)	2483.500	31.435	34.284	65.719	74.00	54.00	Pass
09 (Peak)	2484.300	31.440	35.532	66.973	74.00	54.00	Pass
09 (Average)	2458.300	31.264	62.050	93.315	--	--	--
09 (Average)	2483.500	31.435	21.947	53.382	74.00	54.00	Pass

Figure Channel 09: Vertical (Peak)

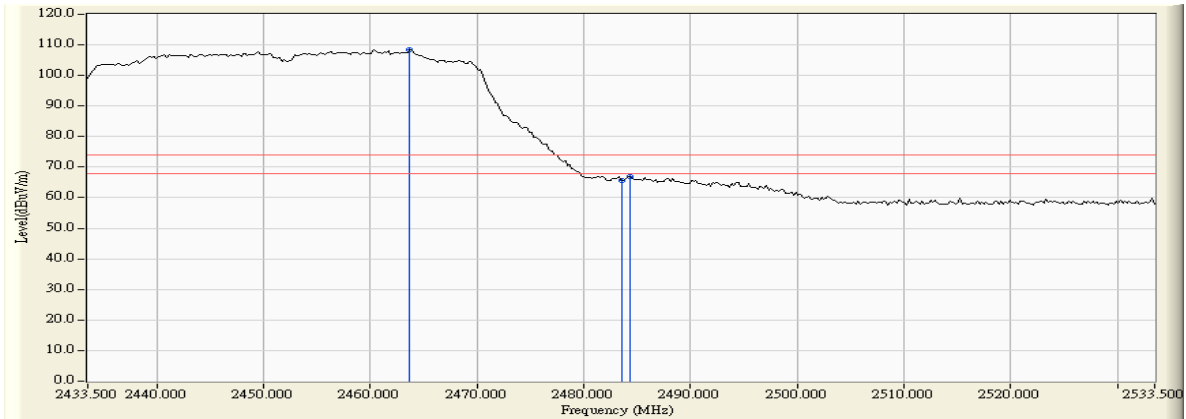
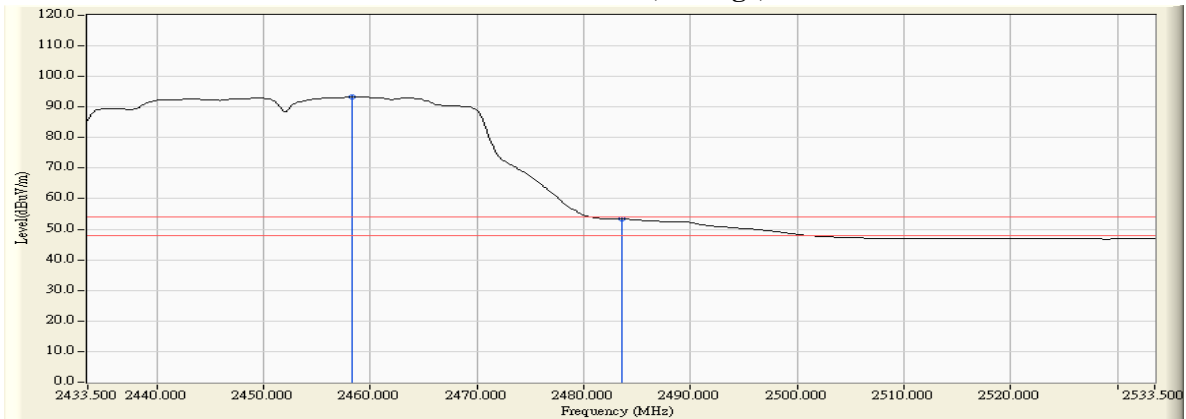


Figure Channel 09: Vertical (Average)



Note:

1. All readings above 1GHz are performed with peak and/or average measurements as necessary.
2. Peak measurements: RBW = 1MHz, VBW = 3 MHz, Sweep: Auto.
3. Average measurements: RBW = 1MHz, VBW = 10 Hz, Sweep: Auto.
4. “ * ”, means this data is the worst emission level.
5. Measurement Level = Reading Level + Correct Factor.
6. The average measurement was not performed when the peak measured data under the limit of average detection.

Product : Intel® Dual Band Wireless-AC 8260
 Test Item : Band Edge
 Test Site : No.3 OATS
 Test Mode : Mode 3 MIMO: Transmit - 802.11n-40BW_30Mbps(2.4G Band)
 Test Date : 2016/09/23

RF Radiated Measurement (Horizontal):

Channel No.	Frequency (MHz)	Correct Factor (dB)	Reading Level (dBuV)	Emission Level (dBuV/m)	Peak Limit (dBuV/m)	Average Limit (dBuV/m)	Result
10 (Peak)	2458.900	31.997	58.536	90.532	--	--	--
10 (Peak)	2483.500	32.182	25.346	57.528	74.00	54.00	Pass
10 (Peak)	2490.500	32.234	25.712	57.947	74.00	54.00	Pass
10 (Average)	2450.900	31.936	44.923	76.858	--	--	--
10 (Average)	2483.500	32.182	14.679	46.861	74.00	54.00	Pass

Figure Channel 10: Horizontal (Peak)

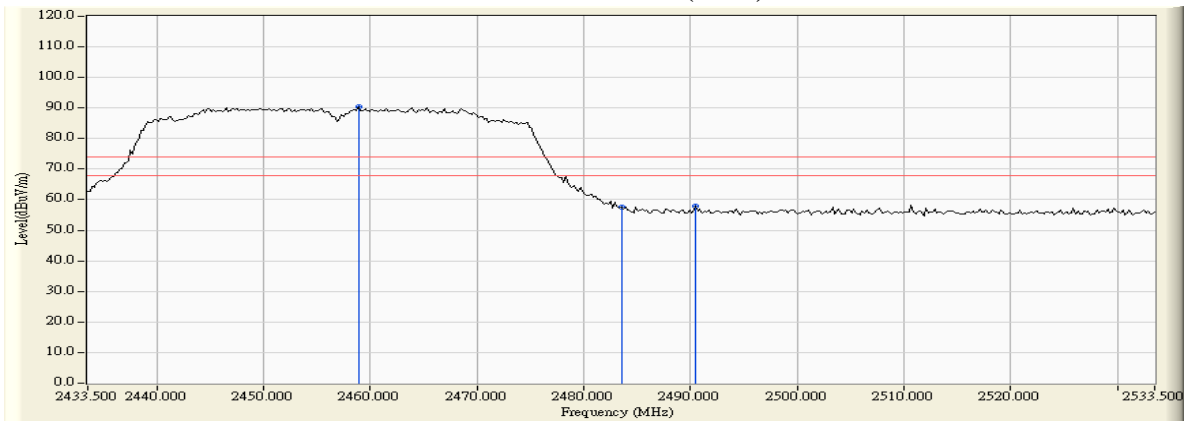
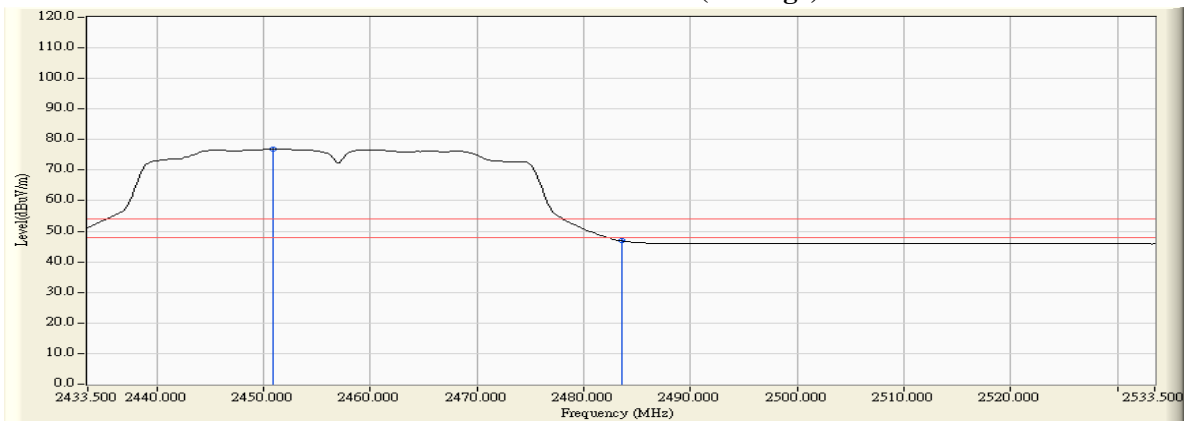


Figure Channel 10: Horizontal (Average)



Note:

1. All readings above 1GHz are performed with peak and/or average measurements as necessary.
2. Peak measurements: RBW = 1MHz, VBW = 3 MHz, Sweep: Auto.
3. Average measurements: RBW = 1MHz, VBW = 10 Hz, Sweep: Auto.
4. “ * ”, means this data is the worst emission level.
5. Measurement Level = Reading Level + Correct Factor.
6. The average measurement was not performed when the peak measured data under the limit of average detection.

Product : Intel® Dual Band Wireless-AC 8260
 Test Item : Band Edge
 Test Site : No.3 OATS
 Test Mode : Mode 3 MIMO: Transmit - 802.11n-40BW_30Mbps(2.4G Band)
 Test Date : 2016/09/23

RF Radiated Measurement (Vertical):

Channel No.	Frequency (MHz)	Correct Factor (dB)	Reading Level (dBuV)	Emission Level (dBuV/m)	Peak Limit (dBuV/m)	Average Limit (dBuV/m)	Result
10 (Peak)	2460.300	31.278	69.878	101.157	--	--	--
10 (Peak)	2483.500	31.435	34.926	66.361	74.00	54.00	Pass
10 (Average)	2468.300	31.333	55.194	86.527	--	--	--
10 (Average)	2483.500	31.435	21.972	53.407	74.00	54.00	Pass

Figure Channel 10: Vertical (Peak)

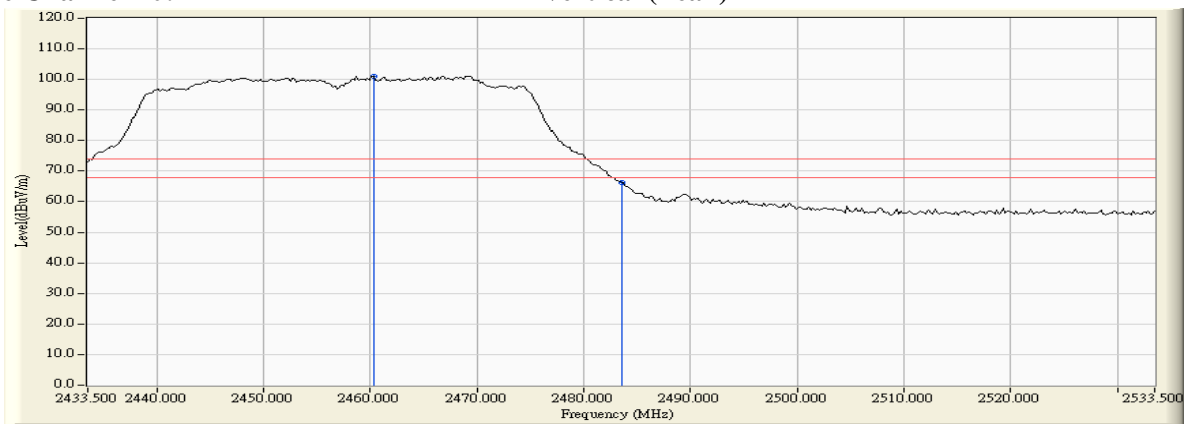
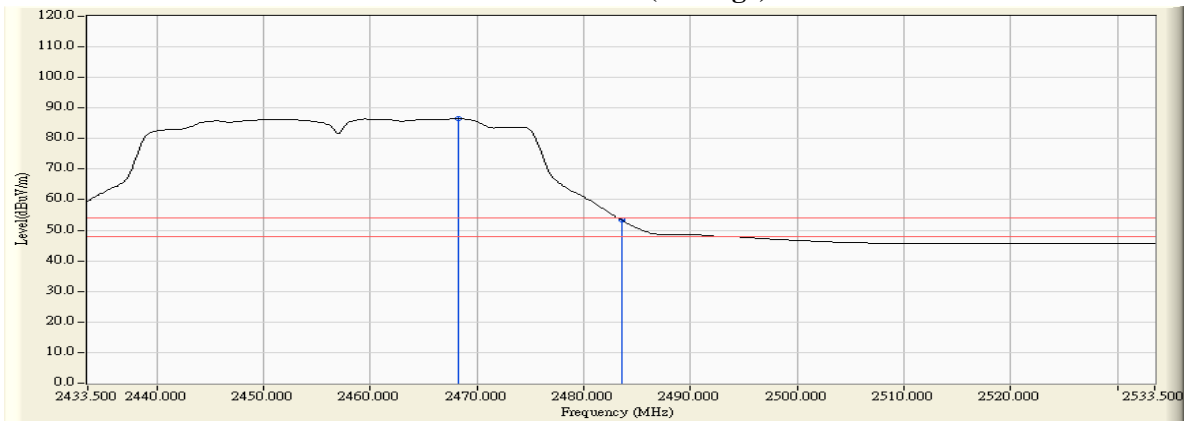


Figure Channel 10: Vertical (Average)



Note:

1. All readings above 1GHz are performed with peak and/or average measurements as necessary.
2. Peak measurements: RBW = 1MHz, VBW = 3 MHz, Sweep: Auto.
3. Average measurements: RBW = 1MHz, VBW = 10 Hz, Sweep: Auto.
4. “ * ”, means this data is the worst emission level.
5. Measurement Level = Reading Level + Correct Factor.
6. The average measurement was not performed when the peak measured data under the limit of average detection.

Product : Intel® Dual Band Wireless-AC 8260
 Test Item : Band Edge
 Test Site : No.3 OATS
 Test Mode : Mode 4 Beamforming: Transmit - 802.11n-20BW_14.4Mbps(2.4G Band)
 Test Date : 2016/09/23

RF Radiated Measurement (Horizontal):

Channel No.	Frequency (MHz)	Correct Factor (dB)	Reading Level (dBuV)	Emission Level (dBuV/m)	Peak Limit (dBuV/m)	Average Limit (dBuV/m)	Result
01 (Peak)	2389.710	31.508	30.843	62.351	74.00	54.00	Pass
01 (Peak)	2390.000	31.509	29.397	60.906	74.00	54.00	Pass
01 (Peak)	2400.000	31.561	47.784	79.345	--	--	--
01 (Peak)	2408.406	31.615	70.814	102.428	--	--	--
01 (Average)	2390.000	31.509	15.567	47.076	74.00	54.00	Pass
01 (Average)	2400.000	31.561	29.829	61.390	--	--	--
01 (Average)	2414.638	31.659	59.888	91.546	--	--	--

Figure Channel 01: Horizontal (Peak)

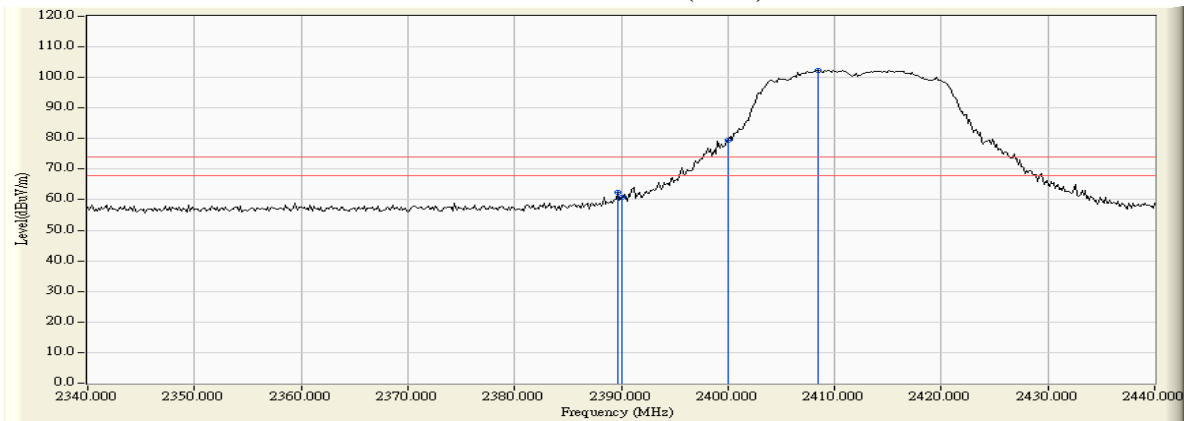
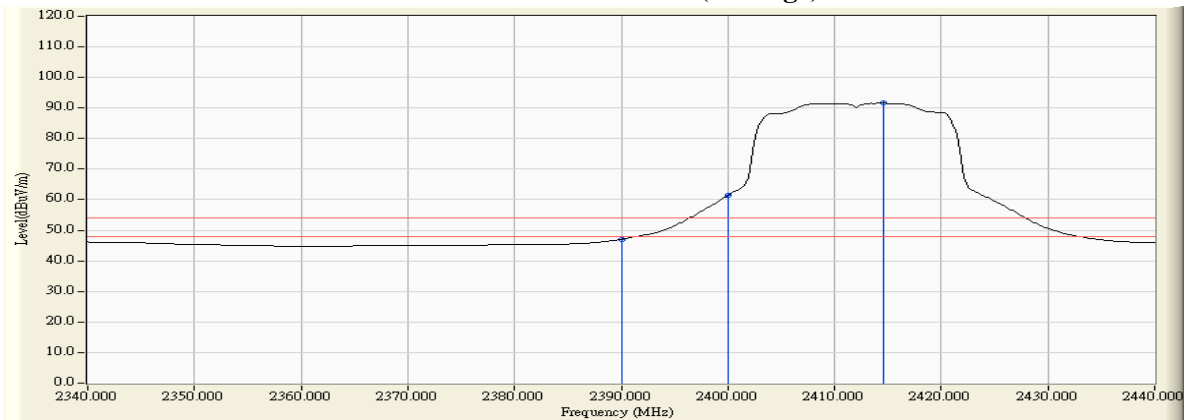


Figure Channel 01: Horizontal (Average)



Note:

1. All readings above 1GHz are performed with peak and/or average measurements as necessary.
2. Peak measurements: RBW = 1MHz, VBW = 3 MHz, Sweep: Auto.
3. Average measurements: RBW = 1MHz, VBW = 10 Hz, Sweep: Auto.
4. “ * ”, means this data is the worst emission level.
5. Measurement Level = Reading Level + Correct Factor.
6. The average measurement was not performed when the peak measured data under the limit of average detection.

Product : Intel® Dual Band Wireless-AC 8260
 Test Item : Band Edge
 Test Site : No.3 OATS
 Test Mode : Mode 4 Beamforming: Transmit - 802.11n-20BW_14.4Mbps(2.4G Band)
 Test Date : 2016/09/23

RF Radiated Measurement (Vertical):

Channel No.	Frequency (MHz)	Correct Factor (dB)	Reading Level (dBuV)	Emission Level (dBuV/m)	Peak Limit (dBuV/m)	Average Limit (dBuV/m)	Result
01 (Peak)	2390.000	30.915	40.200	71.115	74.00	54.00	Pass
01 (Peak)	2400.000	30.912	60.406	91.318	--	--	--
01 (Peak)	2410.400	30.941	82.807	113.748	--	--	--
01 (Average)	2390.000	30.915	21.818	52.733	74.00	54.00	Pass
01 (Average)	2400.000	30.912	39.566	70.478	--	--	--
01 (Average)	2415.200	30.971	71.028	101.999	--	--	--

Figure Channel 01: Vertical (Peak)

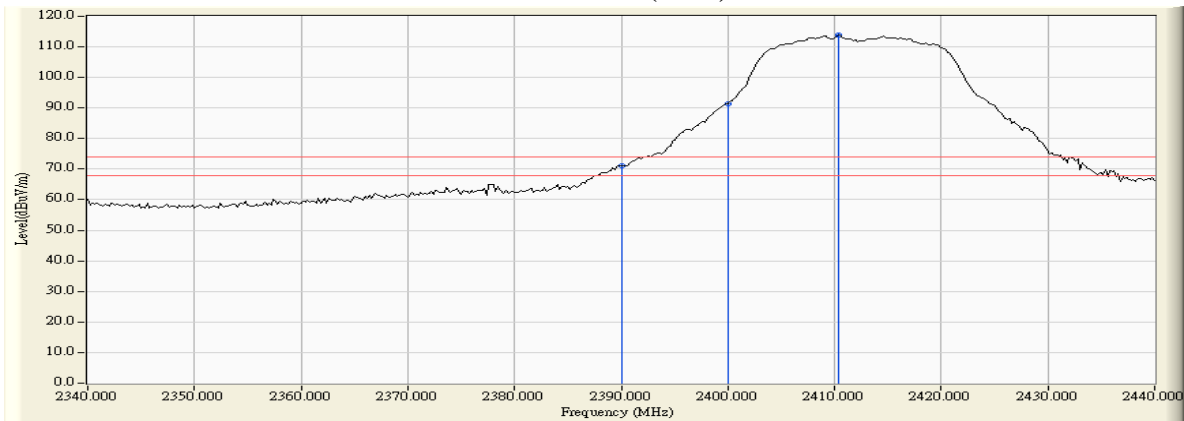
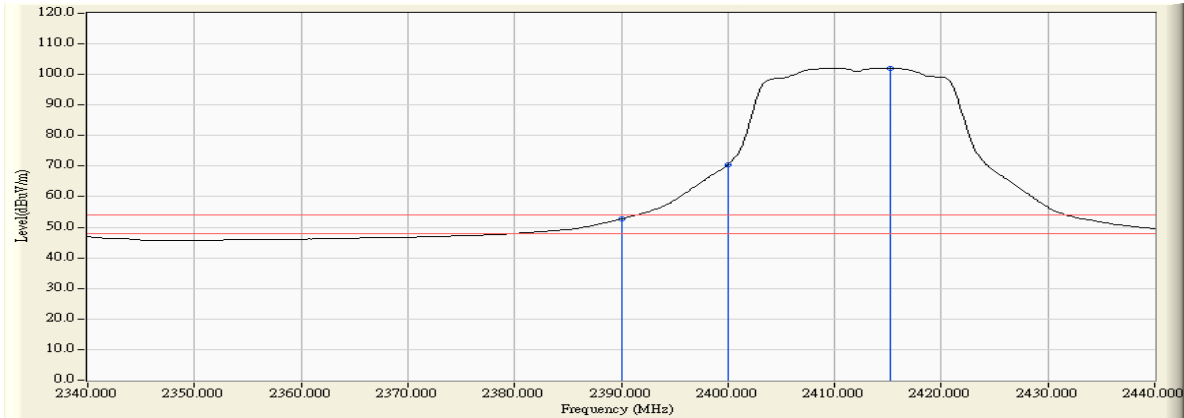


Figure Channel 01: Vertical (Average)



Note:

1. All readings above 1GHz are performed with peak and/or average measurements as necessary.
2. Peak measurements: RBW = 1MHz, VBW = 3 MHz, Sweep: Auto.
3. Average measurements: RBW = 1MHz, VBW = 10 Hz, Sweep: Auto.
4. “ * ”, means this data is the worst emission level.
5. Measurement Level = Reading Level + Correct Factor.
6. The average measurement was not performed when the peak measured data under the limit of average detection.

Product : Intel® Dual Band Wireless-AC 8260
 Test Item : Band Edge
 Test Site : No.3 OATS
 Test Mode : Mode 4 Beamforming: Transmit - 802.11n-20BW_14.4Mbps(2.4G Band)
 Test Date : 2016/09/23

RF Radiated Measurement (Horizontal):

Channel No.	Frequency (MHz)	Correct Factor (dB)	Reading Level (dBuV)	Emission Level (dBuV/m)	Peak Limit (dBuV/m)	Average Limit (dBuV/m)	Result
02 (Peak)	2389.275	31.506	27.784	59.290	74.00	54.00	Pass
02 (Peak)	2390.000	31.509	26.440	57.949	74.00	54.00	Pass
02 (Peak)	2400.000	31.561	41.084	72.645	--	--	--
02 (Peak)	2412.899	31.645	73.734	105.379	--	--	--
02 (Average)	2390.000	31.509	14.732	46.241	74.00	54.00	Pass
02 (Average)	2400.000	31.561	25.163	56.724	--	--	--
02 (Average)	2418.696	31.689	62.493	94.183	--	--	--

Figure Channel 02: Horizontal (Peak)

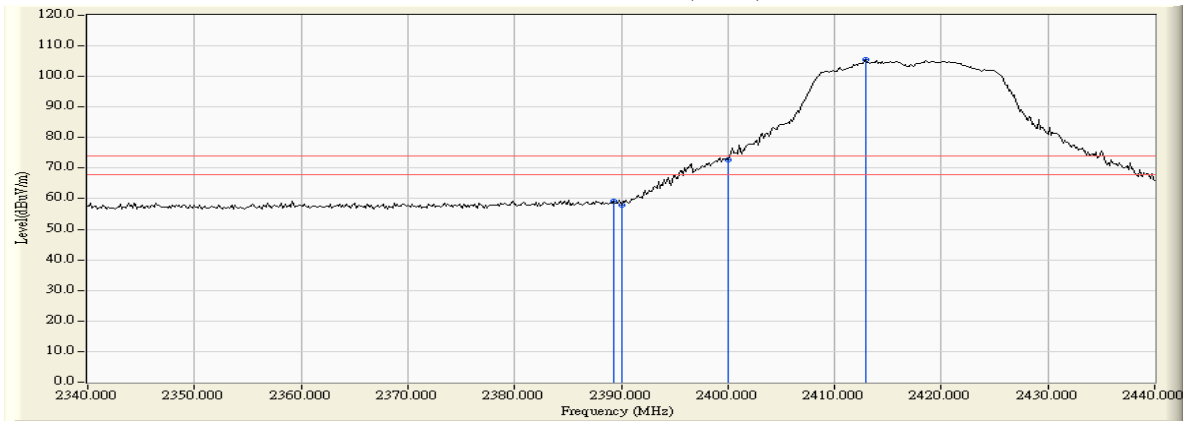
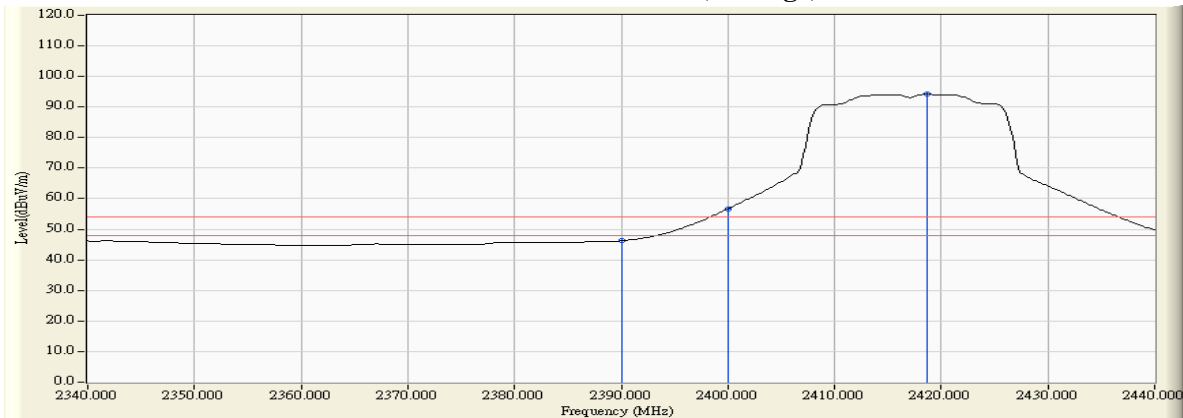


Figure Channel 02: Horizontal (Average)



Note:

1. All readings above 1GHz are performed with peak and/or average measurements as necessary.
2. Peak measurements: RBW = 1MHz, VBW = 3 MHz, Sweep: Auto.
3. Average measurements: RBW = 1MHz, VBW = 10 Hz, Sweep: Auto.
4. “ * ”, means this data is the worst emission level.
5. Measurement Level = Reading Level + Correct Factor.
6. The average measurement was not performed when the peak measured data under the limit of average detection.

Product : Intel® Dual Band Wireless-AC 8260
 Test Item : Band Edge
 Test Site : No.3 OATS
 Test Mode : Mode 4 Beamforming: Transmit - 802.11n-20BW_14.4Mbps(2.4G Band)
 Test Date : 2016/09/23

RF Radiated Measurement (Vertical):

Channel No.	Frequency (MHz)	Correct Factor (dB)	Reading Level (dBuV)	Emission Level (dBuV/m)	Peak Limit (dBuV/m)	Average Limit (dBuV/m)	Result
02 (Peak)	2390.000	30.915	34.781	65.696	74.00	54.00	Pass
02 (Peak)	2400.000	30.912	53.321	84.233	--	--	--
02 (Peak)	2414.800	30.968	84.890	115.858	--	--	--
02 (Average)	2390.000	30.915	21.345	52.260	74.00	54.00	Pass
02 (Average)	2400.000	30.912	37.580	68.492	--	--	--
02 (Average)	2418.600	30.994	74.086	105.080	--	--	--

Figure Channel 02: Vertical (Peak)

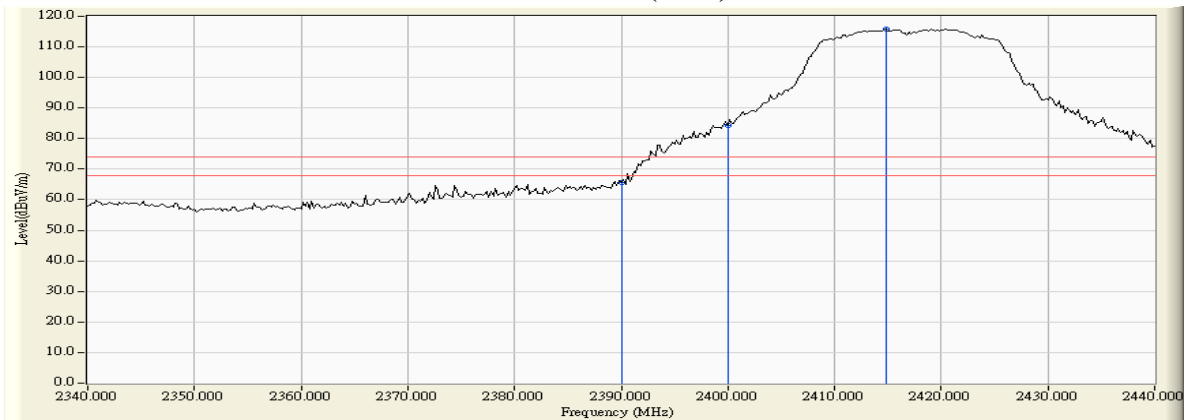
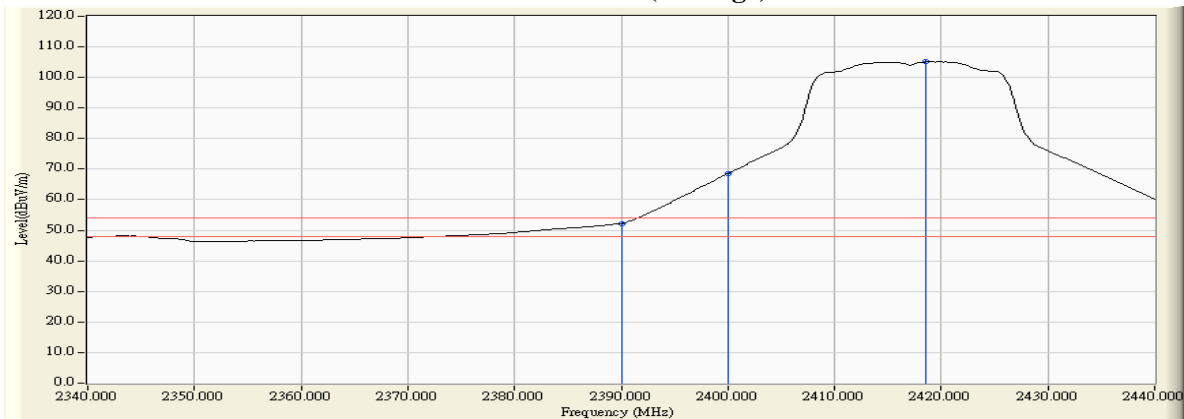


Figure Channel 02: Vertical (Average)



Note:

1. All readings above 1GHz are performed with peak and/or average measurements as necessary.
2. Peak measurements: RBW = 1MHz, VBW = 3 MHz, Sweep: Auto.
3. Average measurements: RBW = 1MHz, VBW = 10 Hz, Sweep: Auto.
4. “ * ”, means this data is the worst emission level.
5. Measurement Level = Reading Level + Correct Factor.
6. The average measurement was not performed when the peak measured data under the limit of average detection.

Product : Intel® Dual Band Wireless-AC 8260
 Test Item : Band Edge
 Test Site : No.3 OATS
 Test Mode : Mode 4 Beamforming: Transmit - 802.11n-20BW_14.4Mbps(2.4G Band)
 Test Date : 2016/09/23

RF Radiated Measurement (Horizontal):

Channel No.	Frequency (MHz)	Correct Factor (dB)	Reading Level (dBuV)	Emission Level (dBuV/m)	Peak Limit (dBuV/m)	Average Limit (dBuV/m)	Result
06 (Peak)	2389.130	31.506	26.930	58.436	74.00	54.00	Pass
06 (Peak)	2390.000	31.509	26.112	57.621	74.00	54.00	Pass
06 (Peak)	2400.000	31.561	26.665	58.226	--	--	--
06 (Peak)	2433.623	31.803	72.757	104.561	--	--	--
06 (Average)	2390.000	31.509	13.866	45.375	74.00	54.00	Pass
06 (Average)	2400.000	31.561	14.203	45.764	--	--	--
06 (Average)	2434.203	31.808	61.968	93.776	--	--	--

Figure Channel 06: Horizontal (Peak)

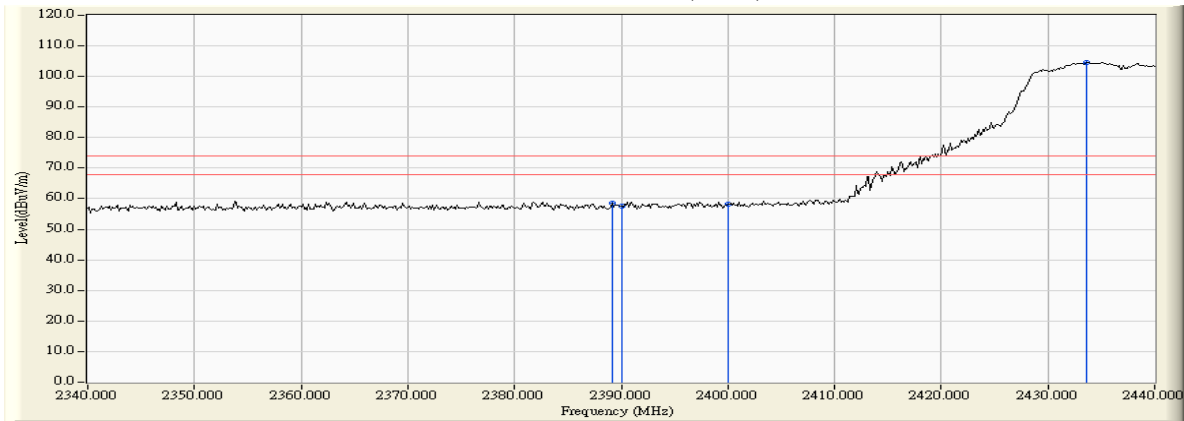
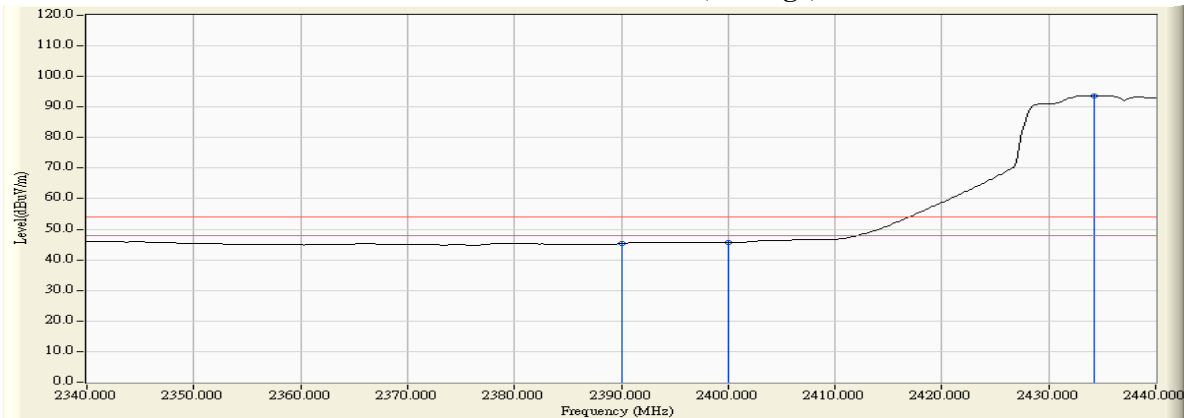


Figure Channel 06: Horizontal (Average)



Note:

1. All readings above 1GHz are performed with peak and/or average measurements as necessary.
2. Peak measurements: RBW = 1MHz, VBW = 3 MHz, Sweep: Auto.
3. Average measurements: RBW = 1MHz, VBW = 10 Hz, Sweep: Auto.
4. “ * ”, means this data is the worst emission level.
5. Measurement Level = Reading Level + Correct Factor.
6. The average measurement was not performed when the peak measured data under the limit of average detection.

Product : Intel® Dual Band Wireless-AC 8260
 Test Item : Band Edge
 Test Site : No.3 OATS
 Test Mode : Mode 4 Beamforming: Transmit - 802.11n-20BW_14.4Mbps(2.4G Band)
 Test Date : 2016/09/23

RF Radiated Measurement (Vertical):

Channel No.	Frequency (MHz)	Correct Factor (dB)	Reading Level (dBuV)	Emission Level (dBuV/m)	Peak Limit (dBuV/m)	Average Limit (dBuV/m)	Result
06 (Peak)	2390.000	30.915	31.707	62.622	74.00	54.00	Pass
06 (Peak)	2400.000	30.912	33.783	64.695	--	--	--
06 (Peak)	2434.200	31.100	85.750	116.850	--	--	--
06 (Average)	2390.000	30.915	17.359	48.274	74.00	54.00	Pass
06 (Average)	2400.000	30.912	19.710	50.622	--	--	--
06 (Average)	2435.200	31.107	74.588	105.695	--	--	--

Figure Channel 06: Vertical (Peak)

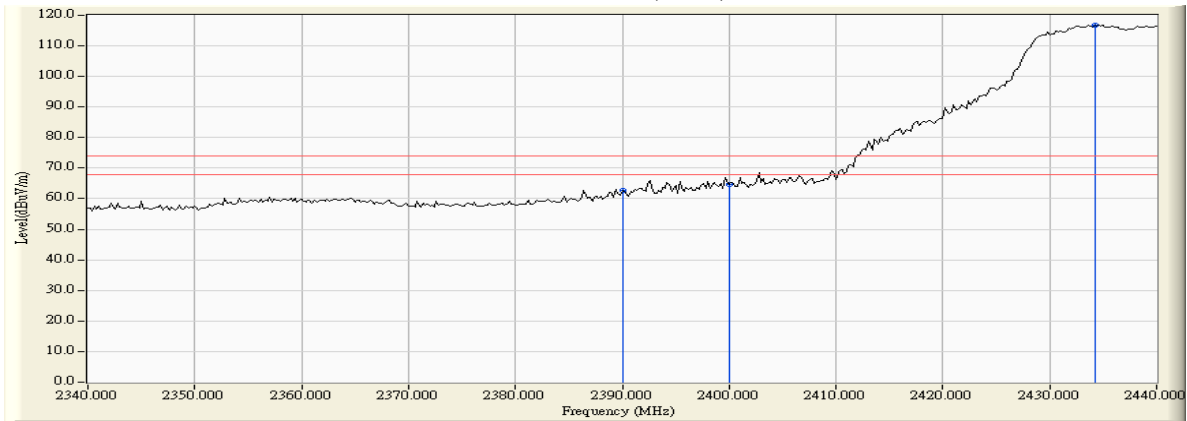
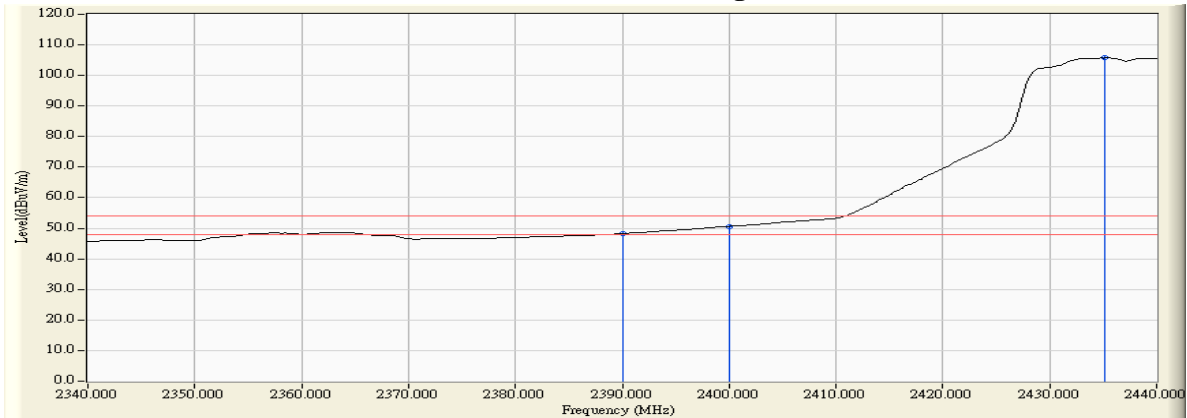


Figure Channel 06: Vertical (Average)



Note:

1. All readings above 1GHz are performed with peak and/or average measurements as necessary.
2. Peak measurements: RBW = 1MHz, VBW = 3 MHz, Sweep: Auto.
3. Average measurements: RBW = 1MHz, VBW = 10 Hz, Sweep: Auto.
4. “ * ”, means this data is the worst emission level.
5. Measurement Level = Reading Level + Correct Factor.
6. The average measurement was not performed when the peak measured data under the limit of average detection.

Product : Intel® Dual Band Wireless-AC 8260
 Test Item : Band Edge
 Test Site : No.3 OATS
 Test Mode : Mode 4 Beamforming: Transmit - 802.11n-20BW_14.4Mbps(2.4G Band)
 Test Date : 2016/09/23

RF Radiated Measurement (Horizontal):

Channel No.	Frequency (MHz)	Correct Factor (dB)	Reading Level (dBuV)	Emission Level (dBuV/m)	Peak Limit (dBuV/m)	Average Limit (dBuV/m)	Result
06 (Peak)	2433.935	31.806	72.958	104.764	--	--	--
06 (Peak)	2483.500	32.182	26.000	58.182	74.00	54.00	Pass
06 (Peak)	2494.804	32.267	29.181	61.448	74.00	54.00	Pass
06 (Average)	2434.514	31.810	61.985	93.795	--	--	--
06 (Average)	2483.500	32.182	14.230	46.412	74.00	54.00	Pass
06 (Average)	2509.877	32.253	15.593	47.845	74.00	54.00	Pass

Figure Channel 06: Horizontal (Peak)

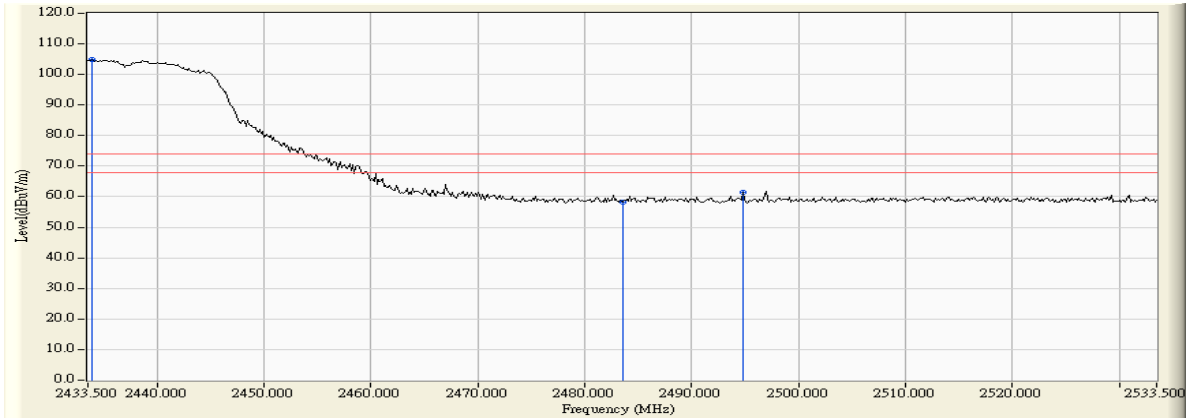
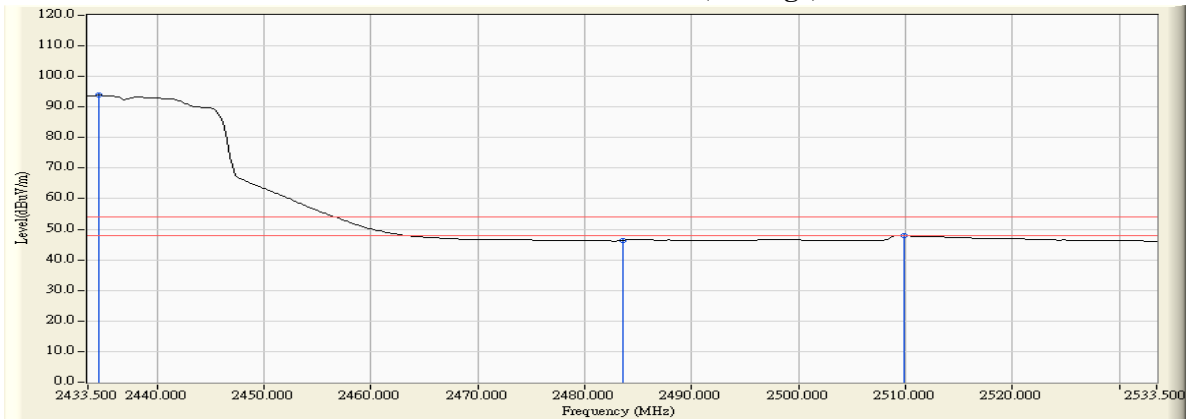


Figure Channel 06: Horizontal (Average)



Note:

1. All readings above 1GHz are performed with peak and/or average measurements as necessary.
2. Peak measurements: RBW = 1MHz, VBW = 3 MHz, Sweep: Auto.
3. Average measurements: RBW = 1MHz, VBW = 10 Hz, Sweep: Auto.
4. “ * ”, means this data is the worst emission level.
5. Measurement Level = Reading Level + Correct Factor.
6. The average measurement was not performed when the peak measured data under the limit of average detection.

Product : Intel® Dual Band Wireless-AC 8260
 Test Item : Band Edge
 Test Site : No.3 OATS
 Test Mode : Mode 4 Beamforming: Transmit - 802.11n-20BW_14.4Mbps(2.4G Band)
 Test Date : 2016/09/23

RF Radiated Measurement (Vertical):

Channel No.	Frequency (MHz)	Correct Factor (dB)	Reading Level (dBuV)	Emission Level (dBuV/m)	Peak Limit (dBuV/m)	Average Limit (dBuV/m)	Result
06 (Peak)	2438.900	31.133	85.303	116.435	--	--	--
06 (Peak)	2483.500	31.435	30.865	62.300	74.00	54.00	Pass
06 (Average)	2435.500	31.108	74.623	105.732	--	--	--
06 (Average)	2483.500	31.435	18.518	49.953	74.00	54.00	Pass
06 (Average)	2510.900	31.549	19.225	50.774	74.00	54.00	Pass

Figure Channel 06: Vertical (Peak)

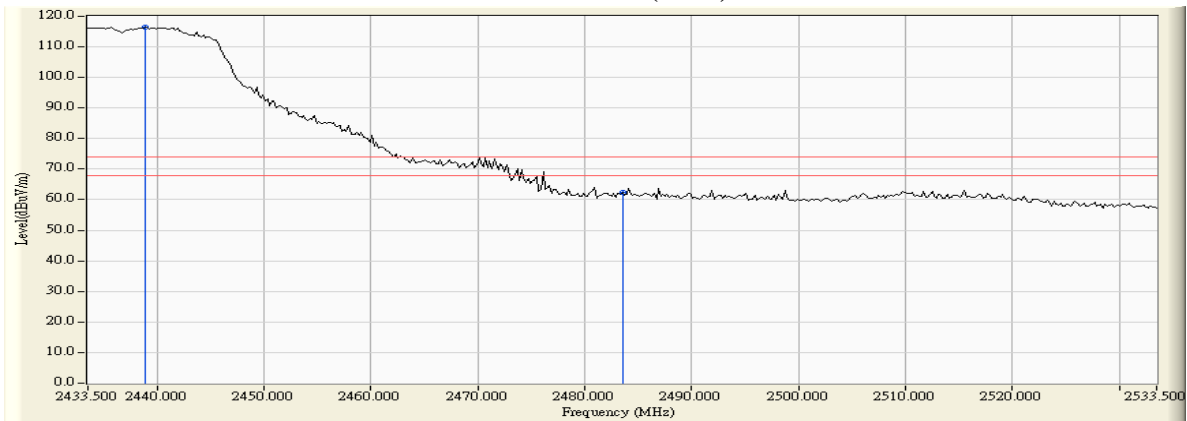
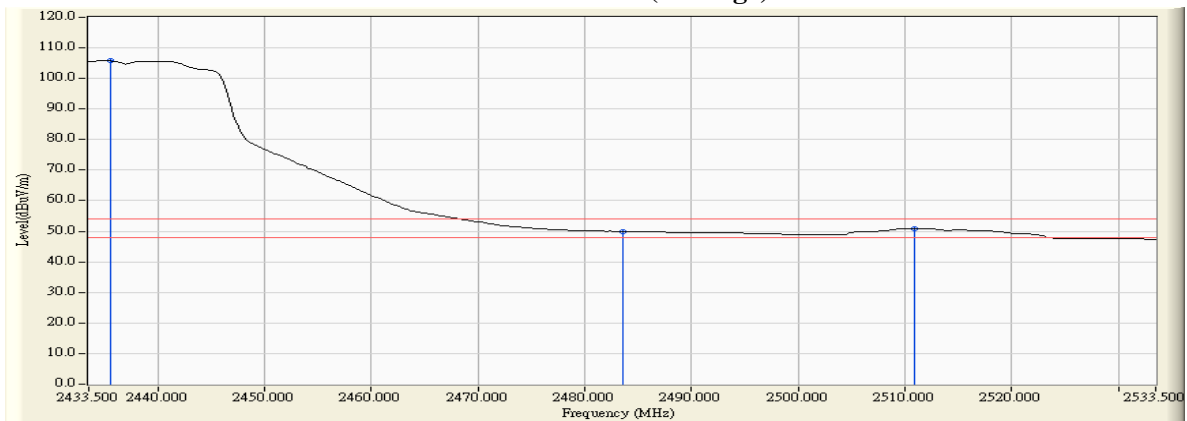


Figure Channel 06: Vertical (Average)



Note:

1. All readings above 1GHz are performed with peak and/or average measurements as necessary.
2. Peak measurements: RBW = 1MHz, VBW = 3 MHz, Sweep: Auto.
3. Average measurements: RBW = 1MHz, VBW = 10 Hz, Sweep: Auto.
4. “ * ”, means this data is the worst emission level.
5. Measurement Level = Reading Level + Correct Factor.
6. The average measurement was not performed when the peak measured data under the limit of average detection.

Product : Intel® Dual Band Wireless-AC 8260
 Test Item : Band Edge
 Test Site : No.3 OATS
 Test Mode : Mode 4 Beamforming: Transmit - 802.11n-20BW_14.4Mbps(2.4G Band)
 Test Date : 2016/09/23

RF Radiated Measurement (Horizontal):

Channel No.	Frequency (MHz)	Correct Factor (dB)	Reading Level (dBuV)	Emission Level (dBuV/m)	Peak Limit (dBuV/m)	Average Limit (dBuV/m)	Result
10 (Peak)	2452.920	31.951	74.586	106.537	--	--	--
10 (Peak)	2483.500	32.182	30.300	62.482	74.00	54.00	Pass
10 (Peak)	2487.558	32.212	31.305	63.518	74.00	54.00	Pass
10 (Average)	2455.239	31.969	63.107	95.075	--	--	--
10 (Average)	2483.500	32.182	15.423	47.605	74.00	54.00	Pass
10 (Average)	2509.587	32.253	15.630	47.883	74.00	54.00	Pass

Figure Channel 10: Horizontal (Peak)

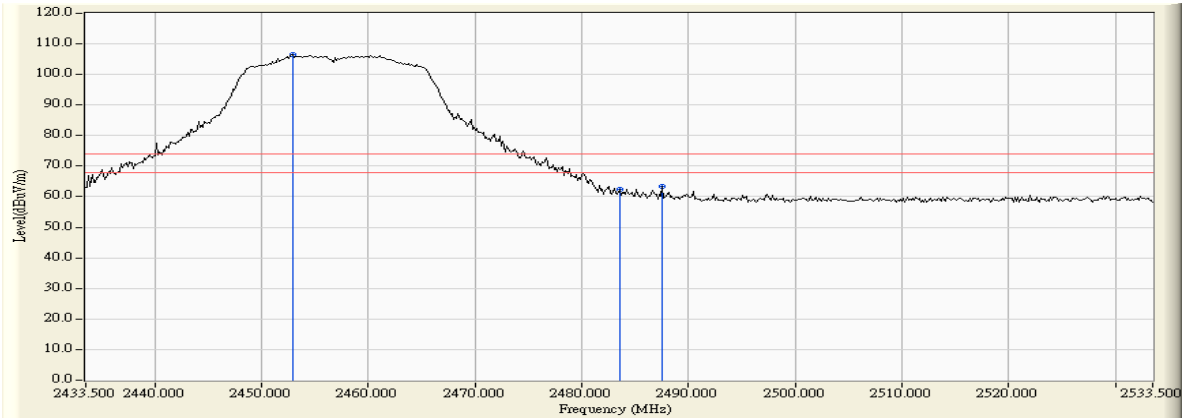
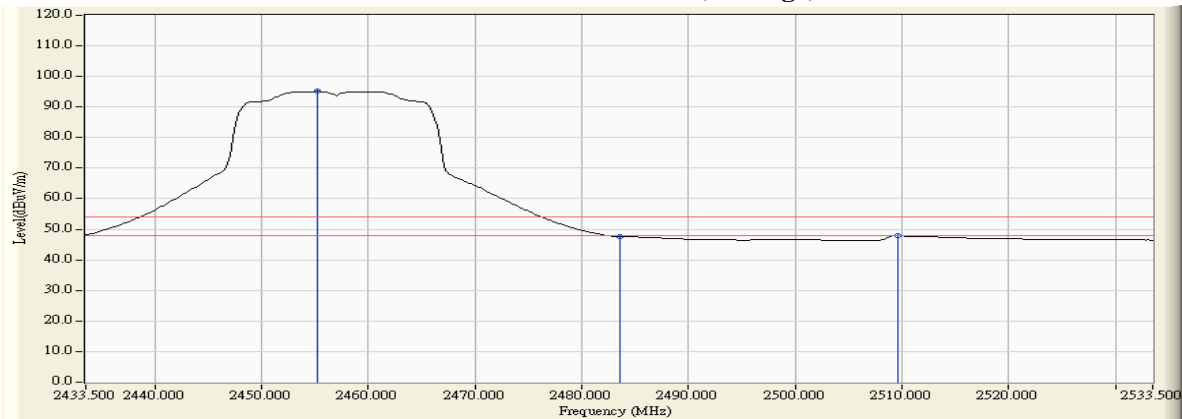


Figure Channel 10: Horizontal (Average)



Note:

1. All readings above 1GHz are performed with peak and/or average measurements as necessary.
2. Peak measurements: RBW = 1MHz, VBW = 3 MHz, Sweep: Auto.
3. Average measurements: RBW = 1MHz, VBW = 10 Hz, Sweep: Auto.
4. “ * ”, means this data is the worst emission level.
5. Measurement Level = Reading Level + Correct Factor.
6. The average measurement was not performed when the peak measured data under the limit of average detection.

Product : Intel® Dual Band Wireless-AC 8260
 Test Item : Band Edge
 Test Site : No.3 OATS
 Test Mode : Mode 4 Beamforming: Transmit - 802.11n-20BW_14.4Mbps(2.4G Band)
 Test Date : 2016/09/23

RF Radiated Measurement (Vertical):

Channel No.	Frequency (MHz)	Correct Factor (dB)	Reading Level (dBuV)	Emission Level (dBuV/m)	Peak Limit (dBuV/m)	Average Limit (dBuV/m)	Result
10 (Peak)	2459.442	31.273	85.129	116.402	--	--	--
10 (Peak)	2483.500	31.435	38.074	69.509	74.00	54.00	Pass
10 (Peak)	2490.746	31.484	40.622	72.106	74.00	54.00	Pass
10 (Average)	2461.181	31.285	73.298	104.583	--	--	--
10 (Average)	2483.500	31.435	21.819	53.254	74.00	54.00	Pass

Figure Channel 10: Vertical (Peak)

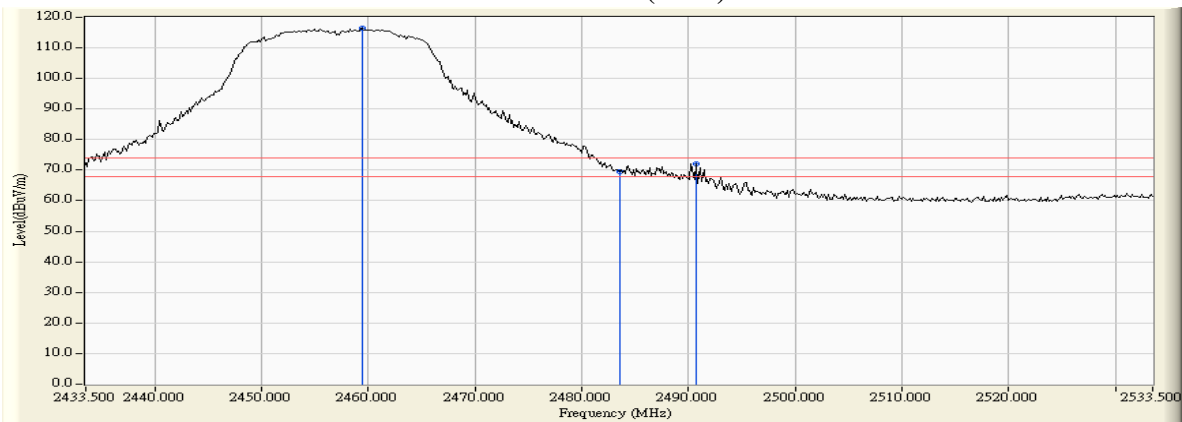
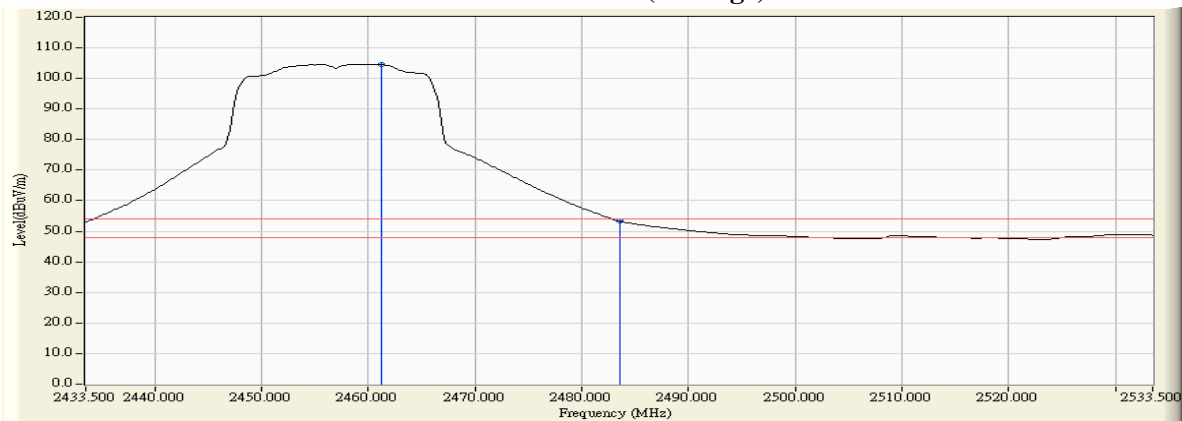


Figure Channel 10: Vertical (Average)



Note:

1. All readings above 1GHz are performed with peak and/or average measurements as necessary.
2. Peak measurements: RBW = 1MHz, VBW = 3 MHz, Sweep: Auto.
3. Average measurements: RBW = 1MHz, VBW = 10 Hz, Sweep: Auto.
4. “ * ”, means this data is the worst emission level.
5. Measurement Level = Reading Level + Correct Factor.
6. The average measurement was not performed when the peak measured data under the limit of average detection.

Product : Intel® Dual Band Wireless-AC 8260
 Test Item : Band Edge
 Test Site : No.3 OATS
 Test Mode : Mode 4 Beamforming: Transmit - 802.11n-20BW_14.4Mbps(2.4G Band)
 Test Date : 2016/09/23

RF Radiated Measurement (Horizontal):

Channel No.	Frequency (MHz)	Correct Factor (dB)	Reading Level (dBuV)	Emission Level (dBuV/m)	Peak Limit (dBuV/m)	Average Limit (dBuV/m)	Result
11 (Peak)	2463.645	32.032	71.611	103.643	--	--	--
11 (Peak)	2483.500	32.182	28.688	60.870	74.00	54.00	Pass
11 (Average)	2463.500	30.909	60.514	92.545	--	--	--
11 (Average)	2483.500	31.050	15.465	47.647	74.00	54.00	Pass

Figure Channel 11: Horizontal (Peak)

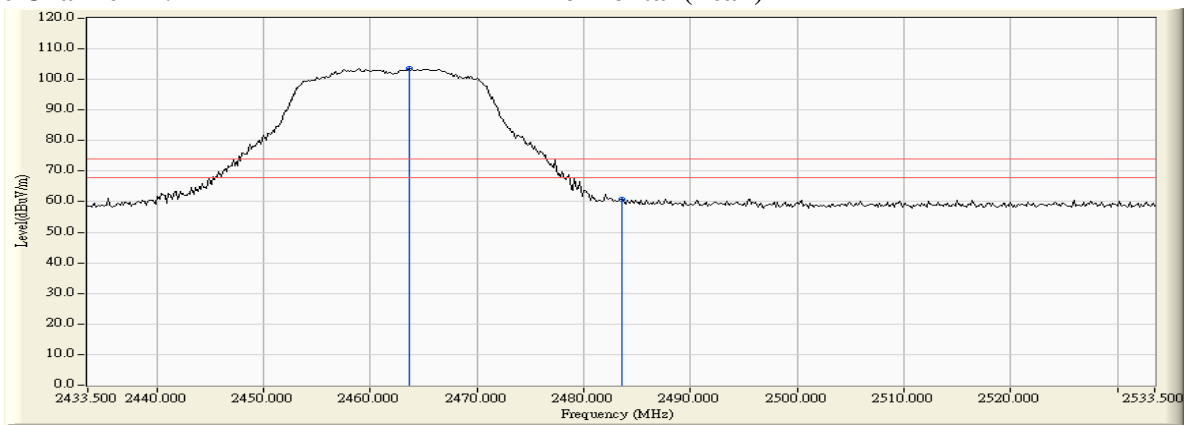
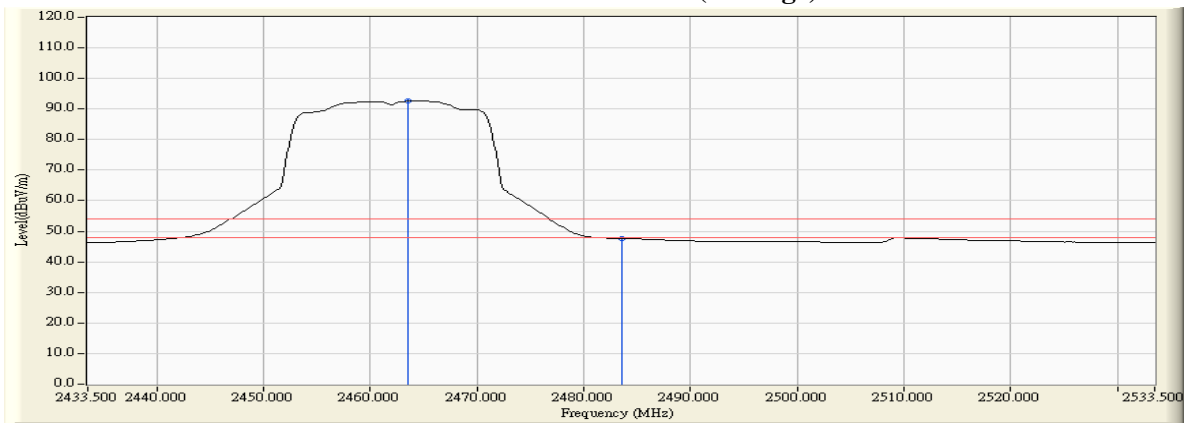


Figure Channel 11: Horizontal (Average)



Note:

1. All readings above 1GHz are performed with peak and/or average measurements as necessary.
2. Peak measurements: RBW = 1MHz, VBW = 3 MHz, Sweep: Auto.
3. Average measurements: RBW = 1MHz, VBW = 10 Hz, Sweep: Auto.
4. “ * ”, means this data is the worst emission level.
5. Measurement Level = Reading Level + Correct Factor.
6. The average measurement was not performed when the peak measured data under the limit of average detection.

Product : Intel® Dual Band Wireless-AC 8260
 Test Item : Band Edge
 Test Site : No.3 OATS
 Test Mode : Mode 4 Beamforming: Transmit - 802.11n-20BW_14.4Mbps(2.4G Band)
 Test Date : 2016/09/23

RF Radiated Measurement (Vertical):

Channel No.	Frequency (MHz)	Correct Factor (dB)	Reading Level (dBuV)	Emission Level (dBuV/m)	Peak Limit (dBuV/m)	Average Limit (dBuV/m)	Result
11 (Peak)	2459.877	31.276	82.588	113.864	--	--	--
11 (Peak)	2483.500	31.435	34.733	66.168	74.00	54.00	Pass
11 (Peak)	2489.877	31.478	36.493	67.971	74.00	54.00	Pass
11 (Average)	2463.500	31.300	71.295	102.595	--	--	--
11 (Average)	2483.500	31.435	20.556	51.991	74.00	54.00	Pass

Figure Channel 11: Vertical (Peak)

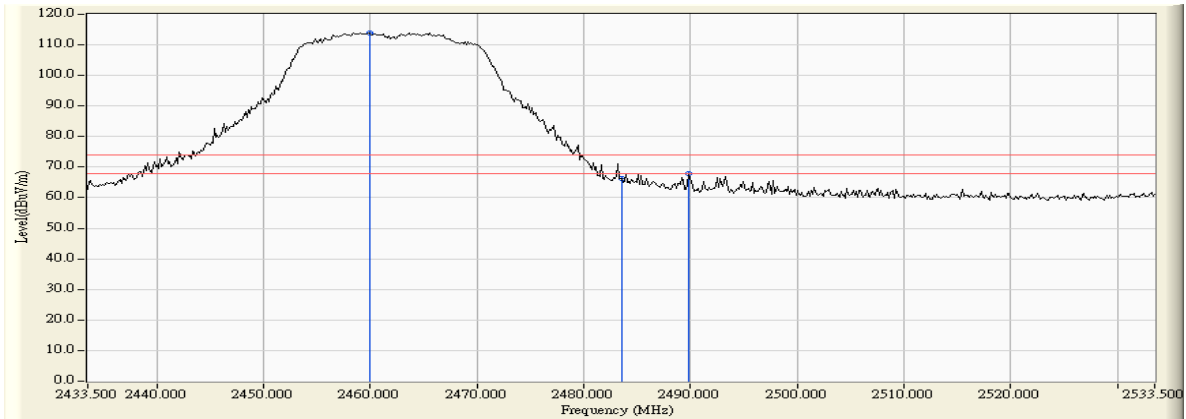
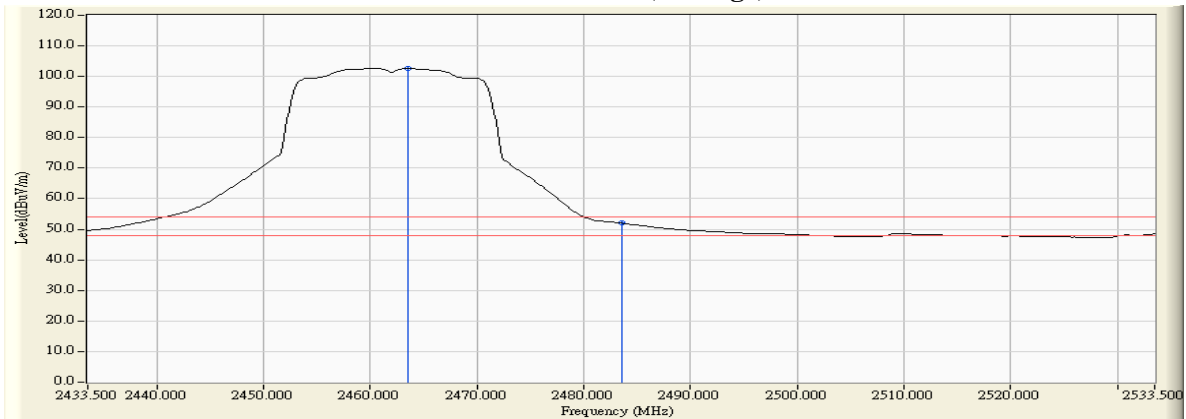


Figure Channel 11: Vertical (Average)



Note:

1. All readings above 1GHz are performed with peak and/or average measurements as necessary.
2. Peak measurements: RBW = 1MHz, VBW = 3 MHz, Sweep: Auto.
3. Average measurements: RBW = 1MHz, VBW = 10 Hz, Sweep: Auto.
4. “ * ”, means this data is the worst emission level.
5. Measurement Level = Reading Level + Correct Factor.
6. The average measurement was not performed when the peak measured data under the limit of average detection.

Product : Intel® Dual Band Wireless-AC 8260
 Test Item : Band Edge
 Test Site : No.3 OATS
 Test Mode : Mode 4 Beamforming: Transmit - 802.11n-20BW_14.4Mbps(2.4G Band)
 Test Date : 2016/09/23

RF Radiated Measurement (Horizontal):

Channel No.	Frequency (MHz)	Correct Factor (dB)	Reading Level (dBuV)	Emission Level (dBuV/m)	Peak Limit (dBuV/m)	Average Limit (dBuV/m)	Result
12 (Peak)	2464.225	32.036	61.900	93.936	--	--	--
12 (Peak)	2483.500	32.182	26.882	59.064	74.00	54.00	Pass
12 (Peak)	2488.283	32.218	28.074	60.292	74.00	54.00	Pass
12 (Average)	2464.080	32.035	51.271	83.306	--	--	--
12 (Average)	2483.500	32.182	14.825	47.007	74.00	54.00	Pass
12 (Average)	2510.601	32.251	15.286	47.537	74.00	54.00	Pass

Figure Channel 12: Horizontal (Peak)

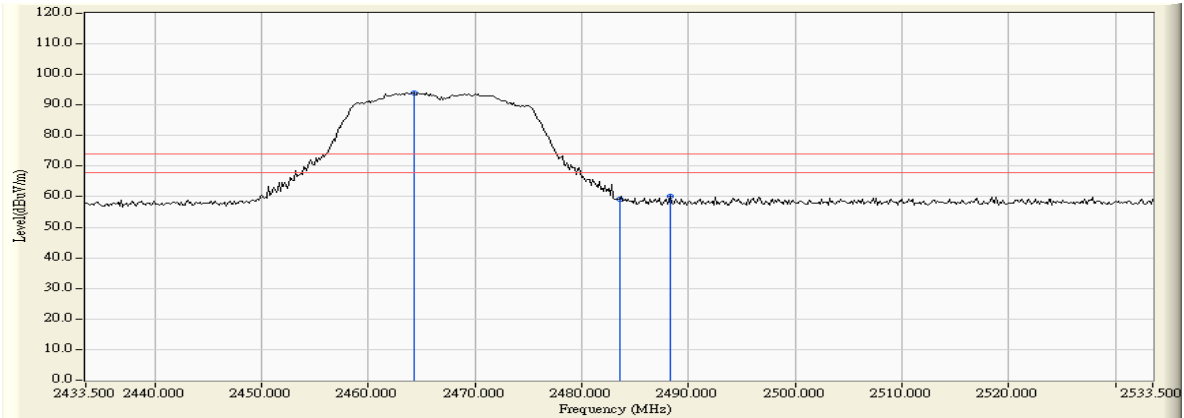
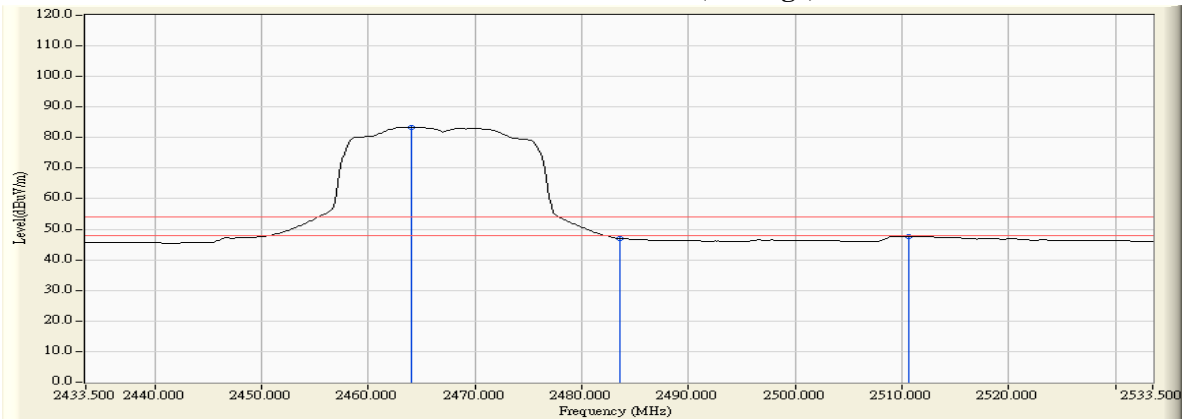


Figure Channel 12: Horizontal (Average)



Note:

1. All readings above 1GHz are performed with peak and/or average measurements as necessary.
2. Peak measurements: RBW = 1MHz, VBW = 3 MHz, Sweep: Auto.
3. Average measurements: RBW = 1MHz, VBW = 10 Hz, Sweep: Auto.
4. “ * ”, means this data is the worst emission level.
5. Measurement Level = Reading Level + Correct Factor.
6. The average measurement was not performed when the peak measured data under the limit of average detection.

Product : Intel® Dual Band Wireless-AC 8260
 Test Item : Band Edge
 Test Site : No.3 OATS
 Test Mode : Mode 4 Beamforming: Transmit - 802.11n-20BW_14.4Mbps(2.4G Band)
 Test Date : 2016/09/23

RF Radiated Measurement (Vertical):

Channel No.	Frequency (MHz)	Correct Factor (dB)	Reading Level (dBuV)	Emission Level (dBuV/m)	Peak Limit (dBuV/m)	Average Limit (dBuV/m)	Result
12 (Peak)	2463.790	31.302	73.873	105.175	--	--	--
12 (Peak)	2483.500	31.435	39.502	70.937	74.00	54.00	Pass
12 (Peak)	2483.645	31.436	41.982	73.418	74.00	54.00	Pass
12 (Average)	2470.022	31.344	62.488	93.832	--	--	--
12 (Average)	2483.500	31.435	21.753	53.188	74.00	54.00	Pass

Figure Channel 12: Vertical (Peak)

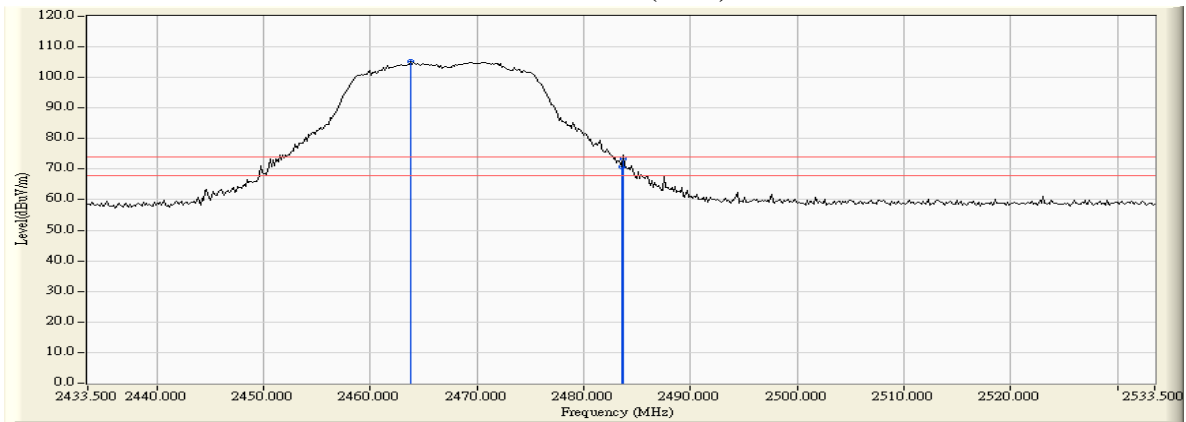
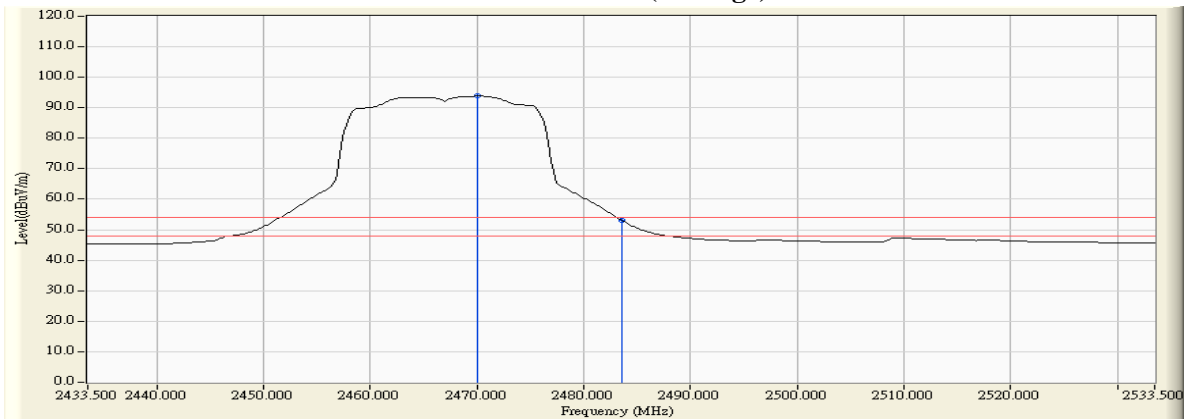


Figure Channel 12: Vertical (Average)



Note:

1. All readings above 1GHz are performed with peak and/or average measurements as necessary.
2. Peak measurements: RBW = 1MHz, VBW = 3 MHz, Sweep: Auto.
3. Average measurements: RBW = 1MHz, VBW = 10 Hz, Sweep: Auto.
4. “ * ”, means this data is the worst emission level.
5. Measurement Level = Reading Level + Correct Factor.
6. The average measurement was not performed when the peak measured data under the limit of average detection.

Product : Intel® Dual Band Wireless-AC 8260
 Test Item : Band Edge
 Test Site : No.3 OATS
 Test Mode : Mode 4 Beamforming: Transmit - 802.11n-40BW_30Mbps(2.4G Band)
 Test Date : 2016/09/23

RF Radiated Measurement (Horizontal):

Channel No.	Frequency (MHz)	Correct Factor (dB)	Reading Level (dBuV)	Emission Level (dBuV/m)	Peak Limit (dBuV/m)	Average Limit (dBuV/m)	Result
03 (Peak)	2379.275	31.467	28.037	59.504	74.00	54.00	Pass
03 (Peak)	2390.000	31.509	26.623	58.132	74.00	54.00	Pass
03 (Peak)	2400.000	31.561	41.377	72.938	--	--	--
03 (Peak)	2432.899	31.799	65.496	97.294	--	--	--
03 (Average)	2390.000	31.509	14.799	46.308	74.00	54.00	Pass
03 (Average)	2400.000	31.561	27.631	59.192	--	--	--
03 (Average)	2430.725	31.782	53.452	85.234	--	--	--

Figure Channel 03: Horizontal (Peak)

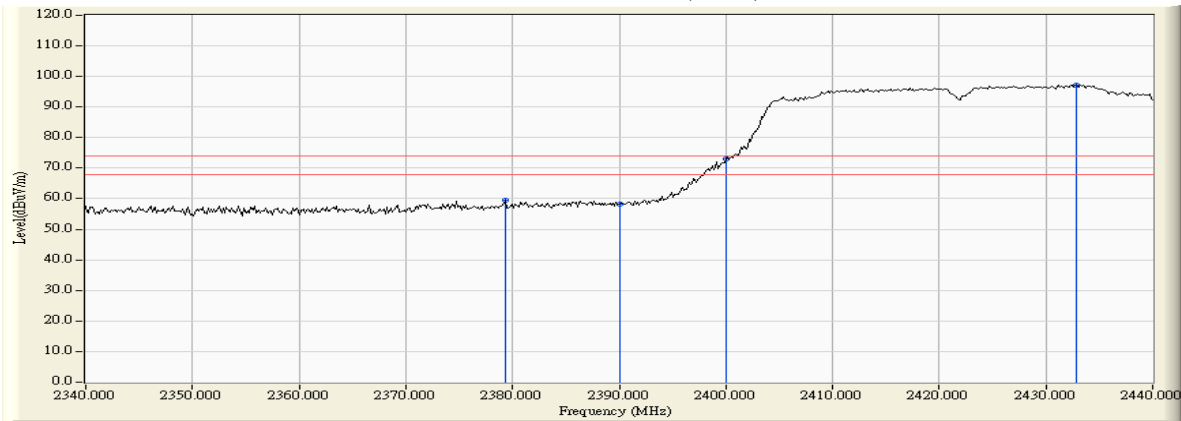
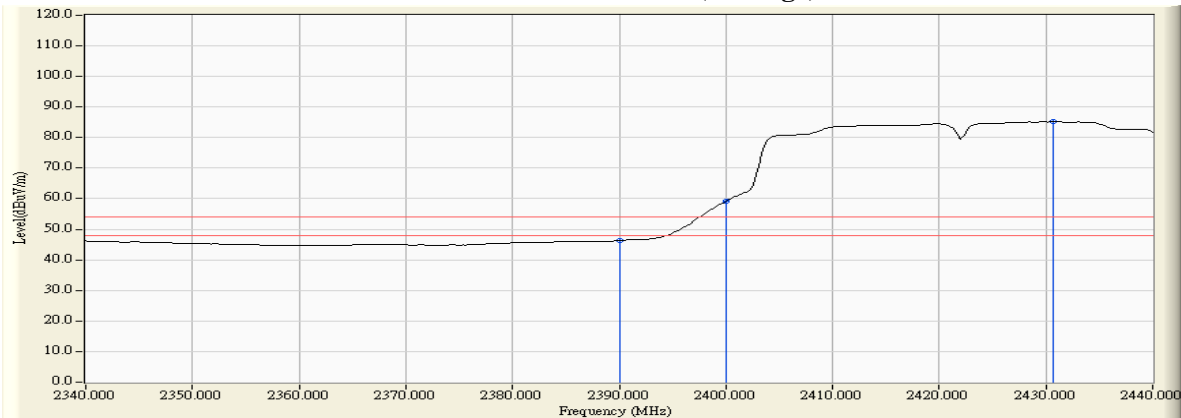


Figure Channel 03: Horizontal (Average)



Note:

1. All readings above 1GHz are performed with peak and/or average measurements as necessary.
2. Peak measurements: RBW = 1MHz, VBW = 3 MHz, Sweep: Auto.
3. Average measurements: RBW = 1MHz, VBW = 10 Hz, Sweep: Auto.
4. “ * ”, means this data is the worst emission level.
5. Measurement Level = Reading Level + Correct Factor.
6. The average measurement was not performed when the peak measured data under the limit of average detection.

Product : Intel® Dual Band Wireless-AC 8260
 Test Item : Band Edge
 Test Site : No.3 OATS
 Test Mode : Mode 4 Beamforming: Transmit - 802.11n-40BW_30Mbps(2.4G Band)
 Test Date : 2016/09/23

RF Radiated Measurement (Vertical):

Channel No.	Frequency (MHz)	Correct Factor (dB)	Reading Level (dBuV)	Emission Level (dBuV/m)	Peak Limit (dBuV/m)	Average Limit (dBuV/m)	Result
03 (Peak)	2380.290	30.961	35.890	66.850	74.00	54.00	Pass
03 (Peak)	2390.000	30.915	36.098	67.013	74.00	54.00	Pass
03 (Peak)	2400.000	30.912	53.298	84.210	--	--	--
03 (Peak)	2418.116	30.991	77.216	108.207	--	--	--
03 (Average)	2390.000	30.915	21.813	52.728	74.00	54.00	Pass
03 (Average)	2400.000	30.912	39.165	70.077	--	--	--
03 (Average)	2424.928	31.037	64.367	95.404	--	--	--

Figure Channel 03: Vertical (Peak)

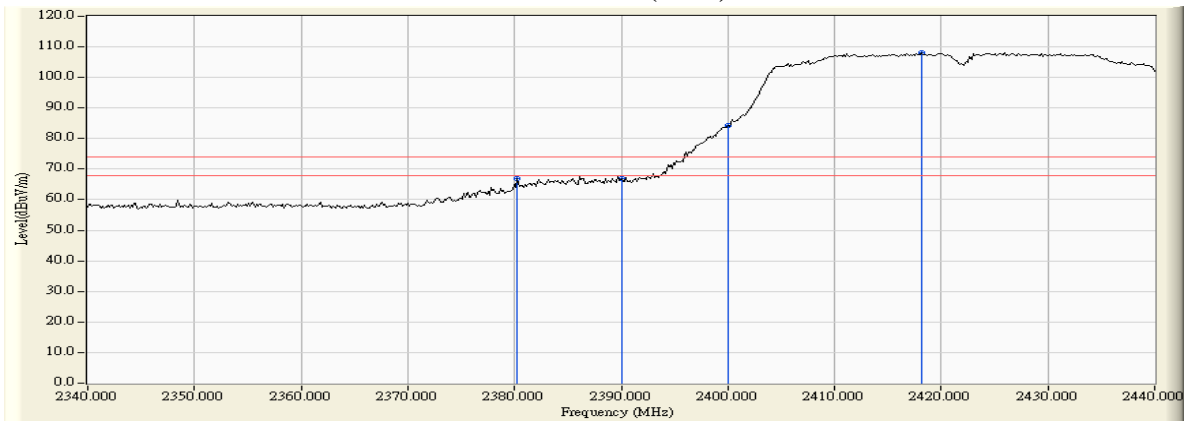
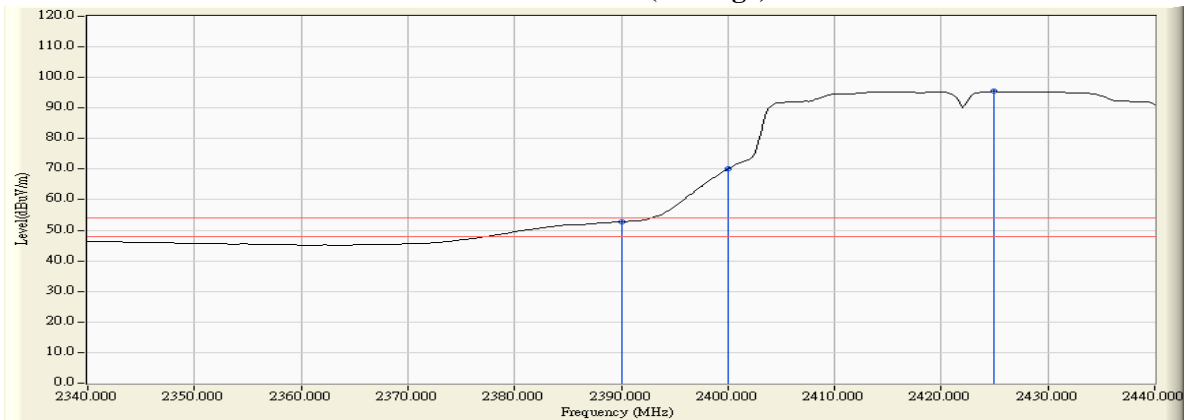


Figure Channel 03: Vertical (Average)



Note:

1. All readings above 1GHz are performed with peak and/or average measurements as necessary.
2. Peak measurements: RBW = 1MHz, VBW = 3 MHz, Sweep: Auto.
3. Average measurements: RBW = 1MHz, VBW = 10 Hz, Sweep: Auto.
4. “ * ”, means this data is the worst emission level.
5. Measurement Level = Reading Level + Correct Factor.
6. The average measurement was not performed when the peak measured data under the limit of average detection.

Product : Intel® Dual Band Wireless-AC 8260
 Test Item : Band Edge
 Test Site : No.3 OATS
 Test Mode : Mode 4 Beamforming: Transmit - 802.11n-40BW_30Mbps(2.4G Band)
 Test Date : 2016/09/23

RF Radiated Measurement (Horizontal):

Channel No.	Frequency (MHz)	Correct Factor (dB)	Reading Level (dBuV)	Emission Level (dBuV/m)	Peak Limit (dBuV/m)	Average Limit (dBuV/m)	Result
04 (Peak)	2388.696	31.504	29.271	60.775	74.00	54.00	Pass
04 (Peak)	2390.000	31.509	27.836	59.345	74.00	54.00	Pass
04 (Peak)	2400.000	31.561	32.135	63.696	--	--	--
04 (Peak)	2438.261	31.838	66.361	98.200	--	--	--
04 (Average)	2390.000	31.509	15.400	46.909	74.00	54.00	Pass
04 (Average)	2400.000	31.561	18.531	50.092	--	--	--
04 (Average)	2435.797	31.820	54.351	86.171	--	--	--

Figure Channel 04: Horizontal (Peak)

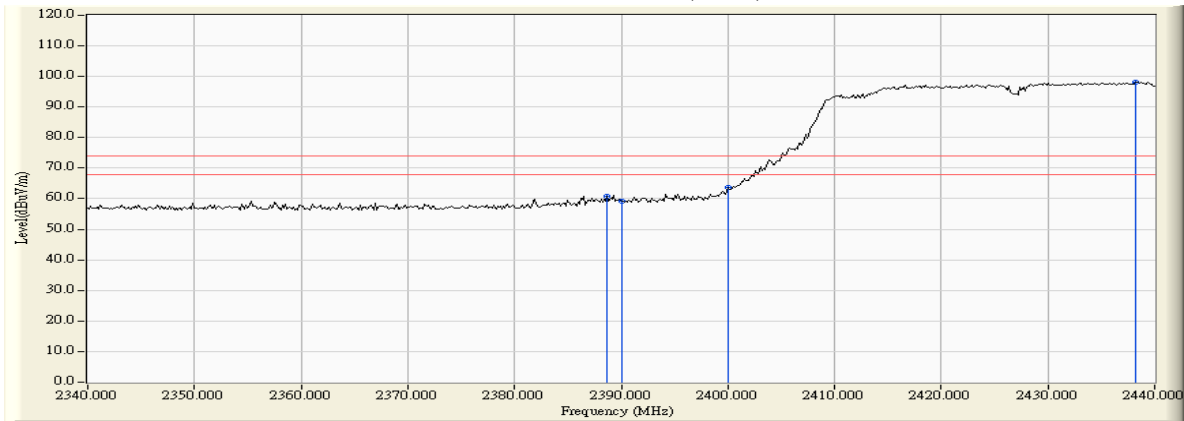
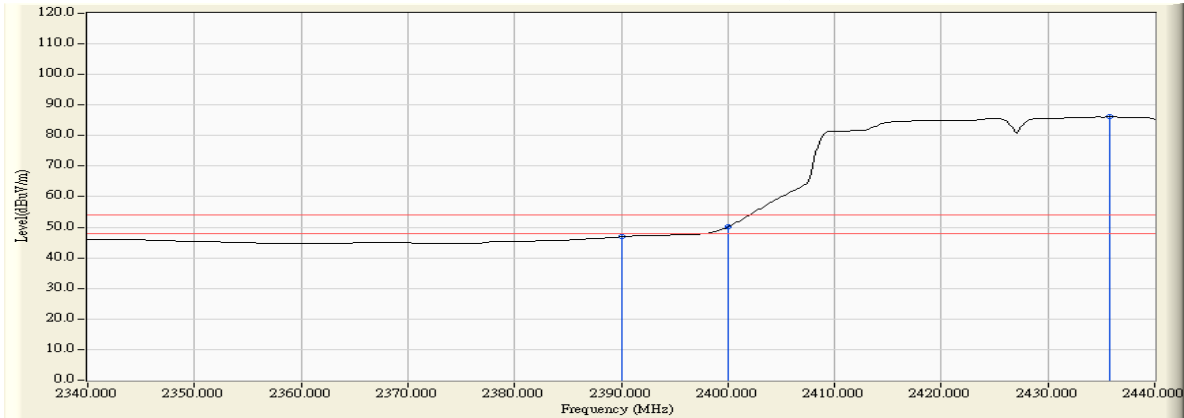


Figure Channel 04: Horizontal (Average)



Note:

1. All readings above 1GHz are performed with peak and/or average measurements as necessary.
2. Peak measurements: RBW = 1MHz, VBW = 3 MHz, Sweep: Auto.
3. Average measurements: RBW = 1MHz, VBW = 10 Hz, Sweep: Auto.
4. “ * ”, means this data is the worst emission level.
5. Measurement Level = Reading Level + Correct Factor.
6. The average measurement was not performed when the peak measured data under the limit of average detection.

Product : Intel® Dual Band Wireless-AC 8260
 Test Item : Band Edge
 Test Site : No.3 OATS
 Test Mode : Mode 4 Beamforming: Transmit - 802.11n-40BW_30Mbps(2.4G Band)
 Test Date : 2016/09/23

RF Radiated Measurement (Vertical):

Channel No.	Frequency (MHz)	Correct Factor (dB)	Reading Level (dBuV)	Emission Level (dBuV/m)	Peak Limit (dBuV/m)	Average Limit (dBuV/m)	Result
04 (Peak)	2390.000	30.915	37.430	68.345	74.00	54.00	Pass
04 (Peak)	2430.870	31.078	77.487	108.564	--	--	Pass
04 (Average)	2390.000	30.915	22.202	53.117	74.00	54.00	Pass
04 (Average)	2400.000	30.912	28.018	58.930	--	--	--
04 (Average)	2420.435	31.006	64.875	95.882	--	--	--

Figure Channel 04: Vertical (Peak)

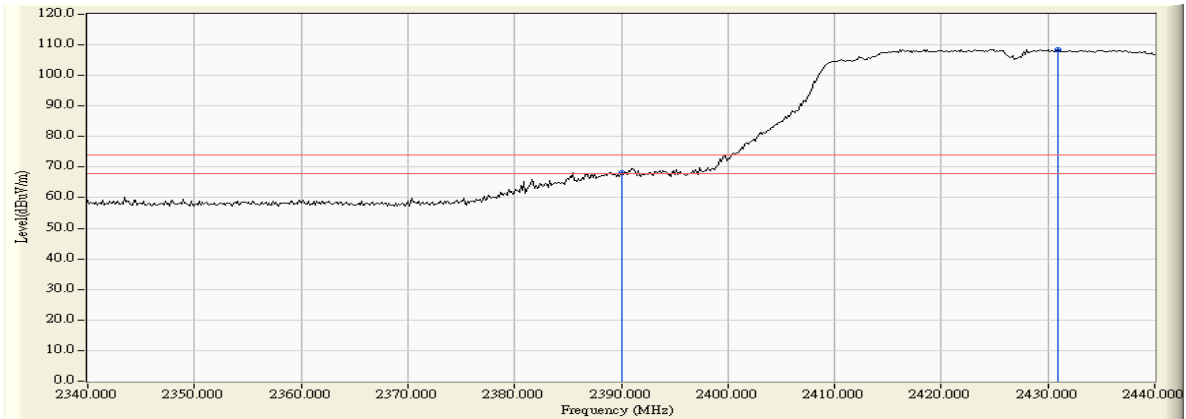
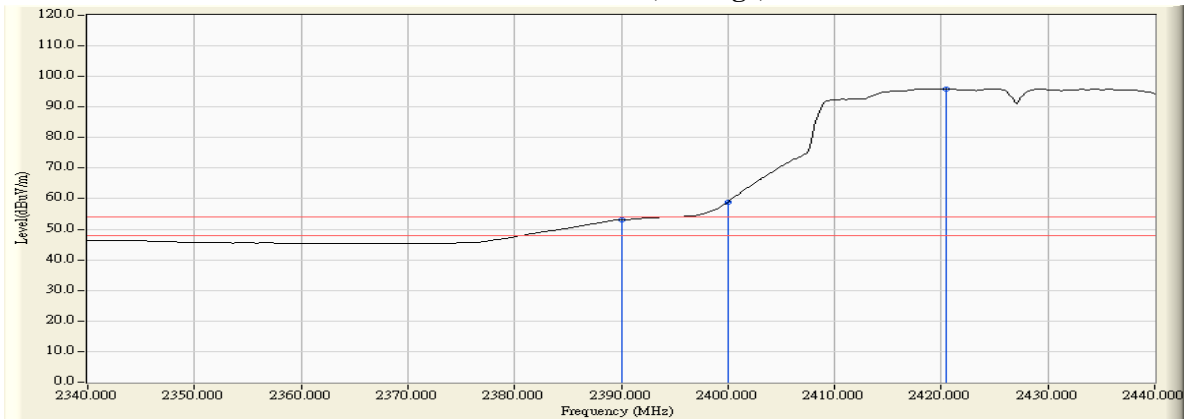


Figure Channel 04: Vertical (Average)



Note:

1. All readings above 1GHz are performed with peak and/or average measurements as necessary.
2. Peak measurements: RBW = 1MHz, VBW = 3 MHz, Sweep: Auto.
3. Average measurements: RBW = 1MHz, VBW = 10 Hz, Sweep: Auto.
4. “ * ”, means this data is the worst emission level.
5. Measurement Level = Reading Level + Correct Factor.
6. The average measurement was not performed when the peak measured data under the limit of average detection.

Product : Intel® Dual Band Wireless-AC 8260
 Test Item : Band Edge
 Test Site : No.3 OATS
 Test Mode : Mode 4 Beamforming: Transmit - 802.11n-40BW_30Mbps(2.4G Band)
 Test Date : 2016/09/23

RF Radiated Measurement (Horizontal):

Channel No.	Frequency (MHz)	Correct Factor (dB)	Reading Level (dBuV)	Emission Level (dBuV/m)	Peak Limit (dBuV/m)	Average Limit (dBuV/m)	Result
06 (Peak)	2389.565	31.508	26.428	57.935	74.00	54.00	Pass
06 (Peak)	2390.000	31.509	25.571	57.080	74.00	54.00	Pass
06 (Peak)	2400.000	31.561	29.253	60.814	--	--	--
06 (Peak)	2439.420	31.848	67.269	99.117	--	--	--
06 (Average)	2390.000	31.509	14.187	45.696	74.00	54.00	Pass
06 (Average)	2400.000	31.561	16.822	48.383	--	--	--
06 (Average)	2434.928	31.814	55.593	87.407	--	--	--

Figure Channel 06: Horizontal (Peak)

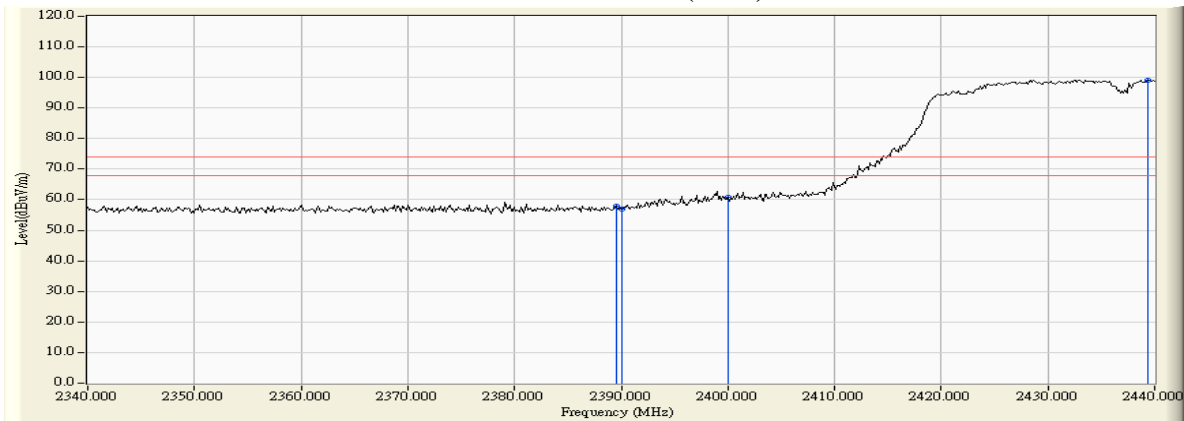
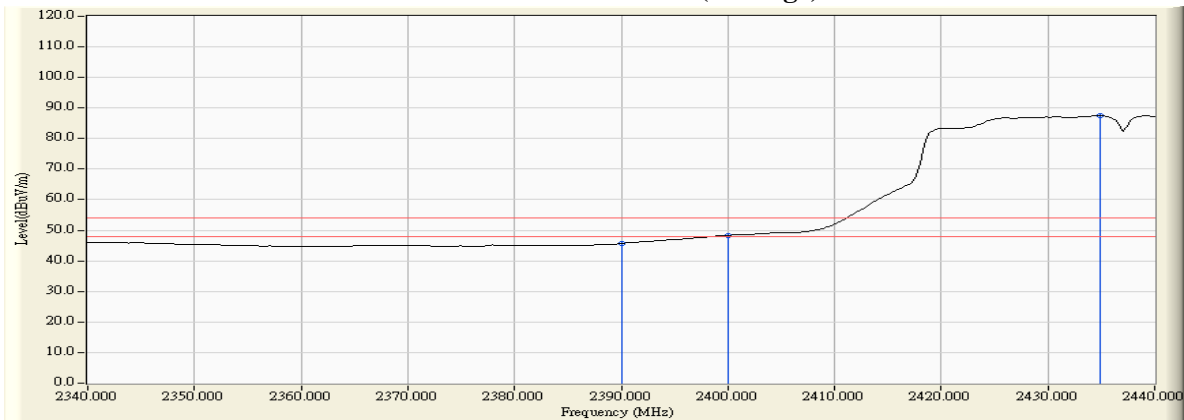


Figure Channel 06: Horizontal (Average)



Note:

1. All readings above 1GHz are performed with peak and/or average measurements as necessary.
2. Peak measurements: RBW = 1MHz, VBW = 3 MHz, Sweep: Auto.
3. Average measurements: RBW = 1MHz, VBW = 10 Hz, Sweep: Auto.
4. “ * ”, means this data is the worst emission level.
5. Measurement Level = Reading Level + Correct Factor.
6. The average measurement was not performed when the peak measured data under the limit of average detection.

Product : Intel® Dual Band Wireless-AC 8260
 Test Item : Band Edge
 Test Site : No.3 OATS
 Test Mode : Mode 4 Beamforming: Transmit - 802.11n-40BW_30Mbps(2.4G Band)
 Test Date : 2016/09/23

RF Radiated Measurement (Vertical):

Channel No.	Frequency (MHz)	Correct Factor (dB)	Reading Level (dBuV)	Emission Level (dBuV/m)	Peak Limit (dBuV/m)	Average Limit (dBuV/m)	Result
06 (Peak)	2390.000	30.915	35.470	66.385	74.00	54.00	Pass
06 (Peak)	2400.000	30.912	40.112	71.024	--	--	--
06 (Peak)	2439.275	31.135	78.538	109.672	--	--	--
06 (Average)	2390.000	30.915	18.232	49.147	74.00	54.00	Pass
06 (Average)	2400.000	30.912	24.783	55.695	--	--	--
06 (Average)	2440.000	31.139	65.833	96.972	--	--	--

Figure Channel 06: Vertical (Peak)

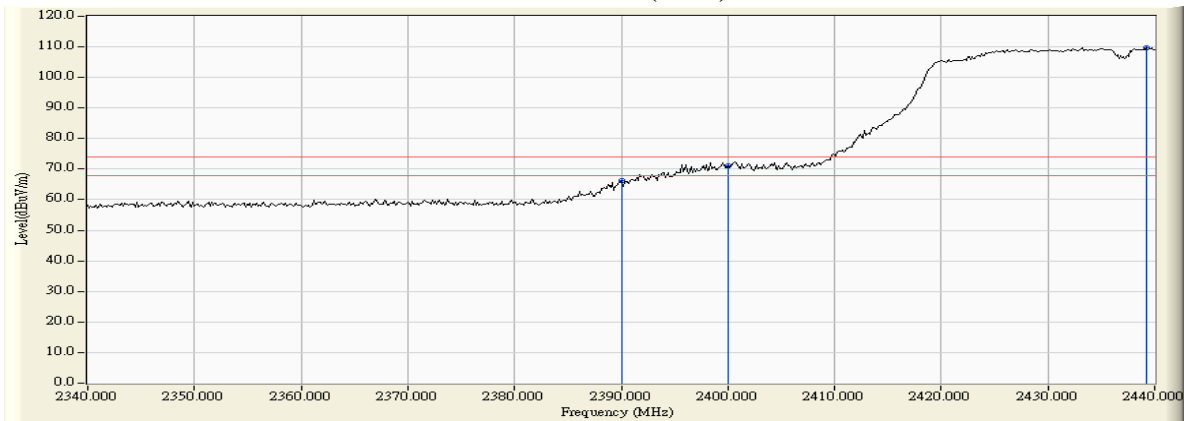
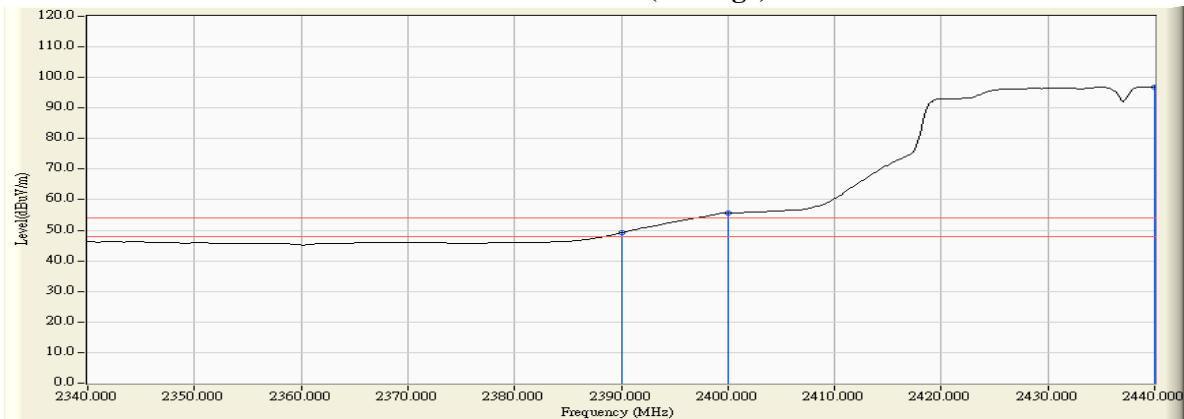


Figure Channel 06: Vertical (Average)



Note:

1. All readings above 1GHz are performed with peak and/or average measurements as necessary.
2. Peak measurements: RBW = 1MHz, VBW = 3 MHz, Sweep: Auto.
3. Average measurements: RBW = 1MHz, VBW = 10 Hz, Sweep: Auto.
4. “ * ”, means this data is the worst emission level.
5. Measurement Level = Reading Level + Correct Factor.
6. The average measurement was not performed when the peak measured data under the limit of average detection.

Product : Intel® Dual Band Wireless-AC 8260
 Test Item : Band Edge
 Test Site : No.3 OATS
 Test Mode : Mode 4 Beamforming: Transmit - 802.11n-40BW_30Mbps(2.4G Band)
 Test Date : 2016/09/23

RF Radiated Measurement (Horizontal):

Channel No.	Frequency (MHz)	Correct Factor (dB)	Reading Level (dBuV)	Emission Level (dBuV/m)	Peak Limit (dBuV/m)	Average Limit (dBuV/m)	Result
06 (Peak)	2448.138	31.913	67.753	99.667	--	--	--
06 (Peak)	2483.500	32.182	29.582	61.764	74.00	54.00	Pass
06 (Average)	2445.529	31.894	56.038	87.932	--	--	--
06 (Average)	2483.500	32.182	15.042	47.224	74.00	54.00	Pass
06 (Average)	2509.442	32.253	15.597	47.850	74.00	54.00	Pass

Figure Channel 06: Horizontal (Peak)

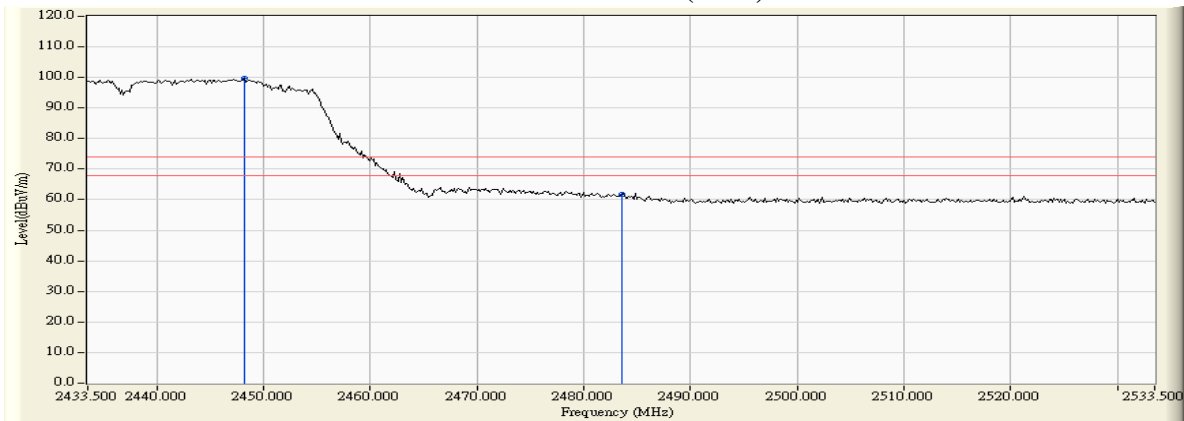
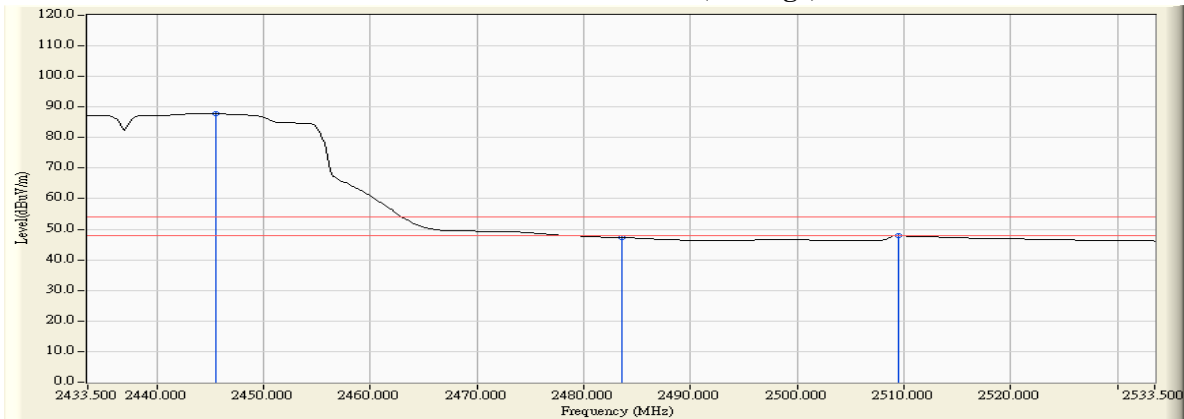


Figure Channel 06: Horizontal (Average)



Note:

1. All readings above 1GHz are performed with peak and/or average measurements as necessary.
2. Peak measurements: RBW = 1MHz, VBW = 3 MHz, Sweep: Auto.
3. Average measurements: RBW = 1MHz, VBW = 10 Hz, Sweep: Auto.
4. “ * ”, means this data is the worst emission level.
5. Measurement Level = Reading Level + Correct Factor.
6. The average measurement was not performed when the peak measured data under the limit of average detection.

Product : Intel® Dual Band Wireless-AC 8260
 Test Item : Band Edge
 Test Site : No.3 OATS
 Test Mode : Mode 4 Beamforming: Transmit - 802.11n-40BW_30Mbps(2.4G Band)
 Test Date : 2016/09/23

RF Radiated Measurement (Vertical):

Channel No.	Frequency (MHz)	Correct Factor (dB)	Reading Level (dBuV)	Emission Level (dBuV/m)	Peak Limit (dBuV/m)	Average Limit (dBuV/m)	Result
06 (Peak)	2446.399	31.183	78.949	110.132	--	--	--
06 (Peak)	2483.500	31.435	39.344	70.779	74.00	54.00	Pass
06 (Average)	2445.674	31.178	66.591	97.769	--	--	--
06 (Average)	2483.500	31.435	21.590	53.025	74.00	54.00	Pass

Figure Channel 06: Vertical (Peak)

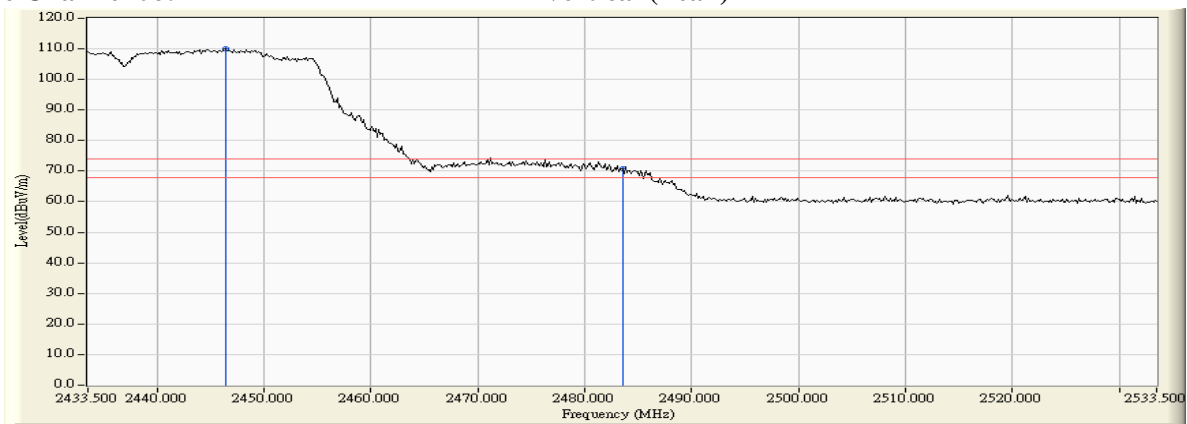
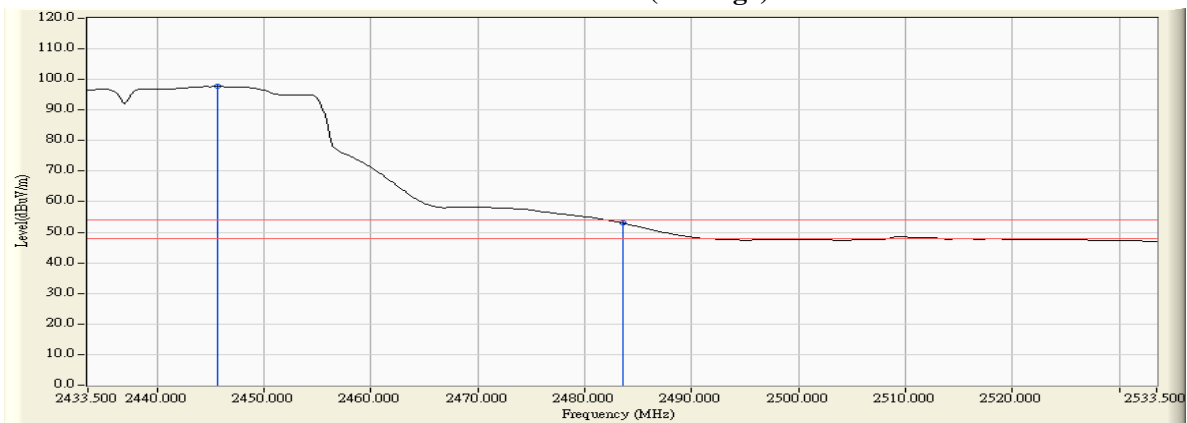


Figure Channel 06: Vertical (Average)



Note:

1. All readings above 1GHz are performed with peak and/or average measurements as necessary.
2. Peak measurements: RBW = 1MHz, VBW = 3 MHz, Sweep: Auto.
3. Average measurements: RBW = 1MHz, VBW = 10 Hz, Sweep: Auto.
4. “ * ”, means this data is the worst emission level.
5. Measurement Level = Reading Level + Correct Factor.
6. The average measurement was not performed when the peak measured data under the limit of average detection.

Product : Intel® Dual Band Wireless-AC 8260
 Test Item : Band Edge
 Test Site : No.3 OATS
 Test Mode : Mode 4 Beamforming: Transmit - 802.11n-40BW_30Mbps(2.4G Band)
 Test Date : 2016/09/23

RF Radiated Measurement (Horizontal):

Channel No.	Frequency (MHz)	Correct Factor (dB)	Reading Level (dBuV)	Emission Level (dBuV/m)	Peak Limit (dBuV/m)	Average Limit (dBuV/m)	Result
09 (Peak)	2461.181	32.014	62.992	95.005	--	--	--
09 (Peak)	2483.500	32.182	28.192	60.374	74.00	54.00	Pass
09 (Average)	2460.891	32.011	51.006	83.017	--	--	--
09 (Average)	2483.500	32.182	14.807	46.989	74.00	54.00	Pass
09 (Average)	2512.196	32.248	15.270	47.518	74.00	54.00	Pass

Figure Channel 09: Horizontal (Peak)

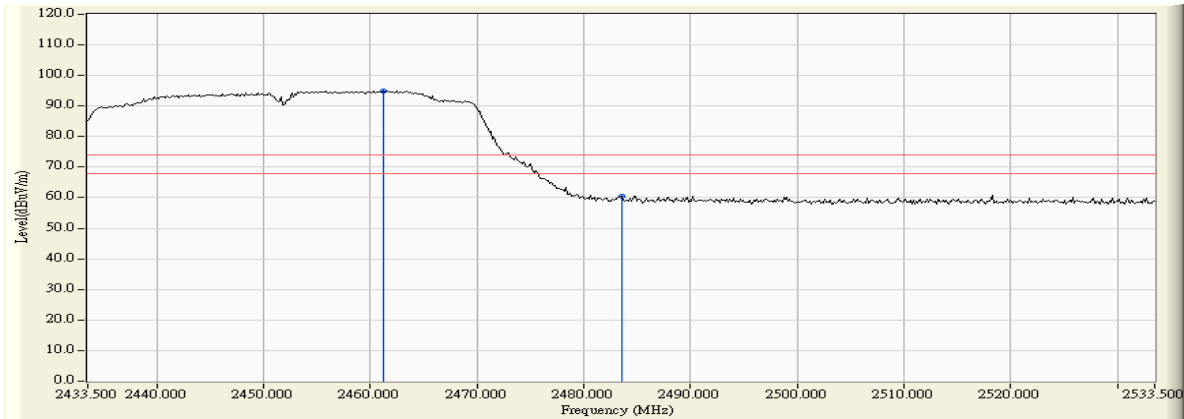
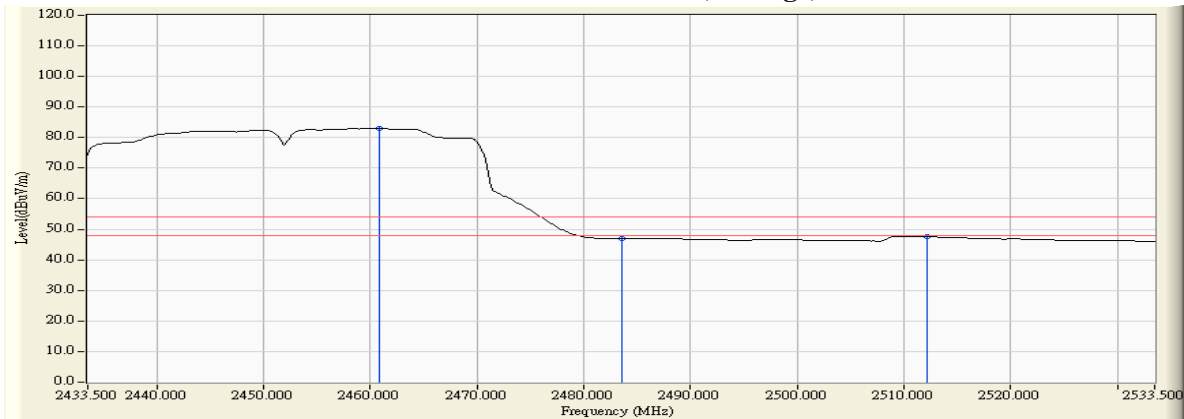


Figure Channel 09: Horizontal (Average)



Note:

1. All readings above 1GHz are performed with peak and/or average measurements as necessary.
2. Peak measurements: RBW = 1MHz, VBW = 3 MHz, Sweep: Auto.
3. Average measurements: RBW = 1MHz, VBW = 10 Hz, Sweep: Auto.
4. “ * ”, means this data is the worst emission level.
5. Measurement Level = Reading Level + Correct Factor.
6. The average measurement was not performed when the peak measured data under the limit of average detection.

Product : Intel® Dual Band Wireless-AC 8260
 Test Item : Band Edge
 Test Site : No.3 OATS
 Test Mode : Mode 4 Beamforming: Transmit - 802.11n-40BW_30Mbps(2.4G Band)
 Test Date : 2016/09/23

RF Radiated Measurement (Vertical):

Channel No.	Frequency (MHz)	Correct Factor (dB)	Reading Level (dBuV)	Emission Level (dBuV/m)	Peak Limit (dBuV/m)	Average Limit (dBuV/m)	Result
09 (Peak)	2455.674	31.247	73.086	104.333	--	--	--
09 (Peak)	2483.500	31.435	34.122	65.557	74.00	54.00	Pass
09 (Peak)	2489.297	31.474	35.434	66.908	74.00	54.00	Pass
09 (Average)	2463.210	31.299	60.324	91.623	--	--	--
09 (Average)	2483.500	31.435	20.630	52.065	74.00	54.00	Pass

Figure Channel 09: Vertical (Peak)

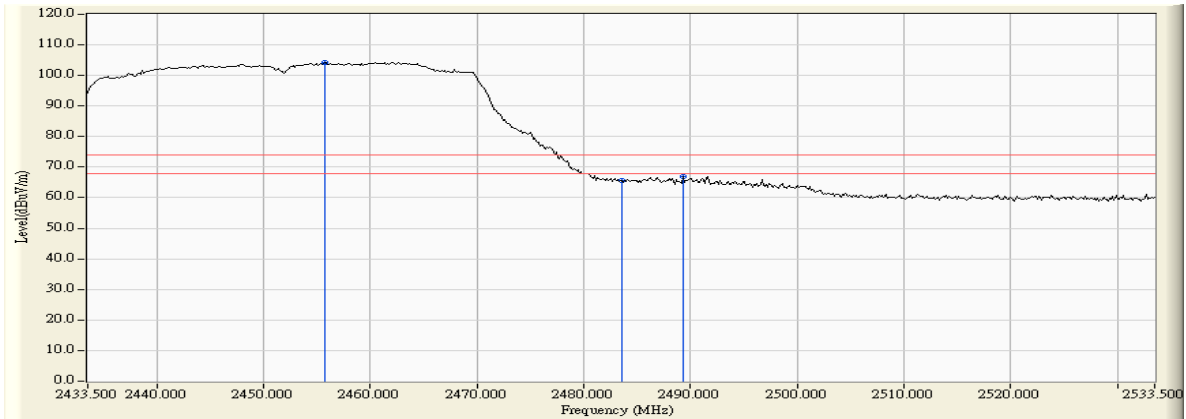
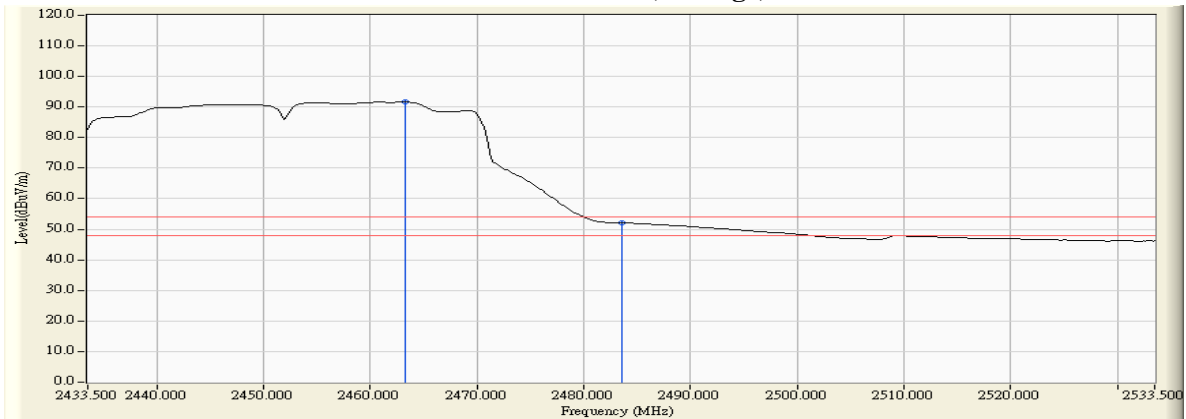


Figure Channel 09: Vertical (Average)



Note:

1. All readings above 1GHz are performed with peak and/or average measurements as necessary.
2. Peak measurements: RBW = 1MHz, VBW = 3 MHz, Sweep: Auto.
3. Average measurements: RBW = 1MHz, VBW = 10 Hz, Sweep: Auto.
4. “ * ”, means this data is the worst emission level.
5. Measurement Level = Reading Level + Correct Factor.
6. The average measurement was not performed when the peak measured data under the limit of average detection.

Product : Intel® Dual Band Wireless-AC 8260
 Test Item : Band Edge
 Test Site : No.3 OATS
 Test Mode : Mode 4 Beamforming: Transmit - 802.11n-40BW_30Mbps(2.4G Band)
 Test Date : 2016/09/23

RF Radiated Measurement (Horizontal):

Channel No.	Frequency (MHz)	Correct Factor (dB)	Reading Level (dBuV)	Emission Level (dBuV/m)	Peak Limit (dBuV/m)	Average Limit (dBuV/m)	Result
10 (Peak)	2460.746	32.010	59.538	91.548	--	--	--
10 (Peak)	2483.500	32.182	29.136	61.318	74.00	54.00	Pass
10 (Average)	2463.065	32.028	47.131	79.158	--	--	--
10 (Average)	2483.500	32.182	15.061	47.243	74.00	54.00	Pass
10 (Average)	2510.746	32.251	15.250	47.501	74.00	54.00	Pass

Figure Channel 10: Horizontal (Peak)

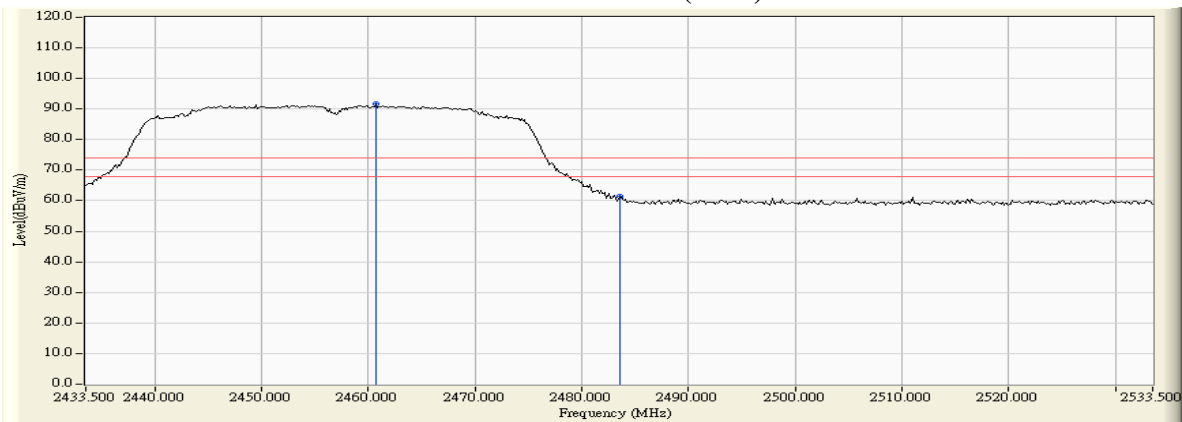
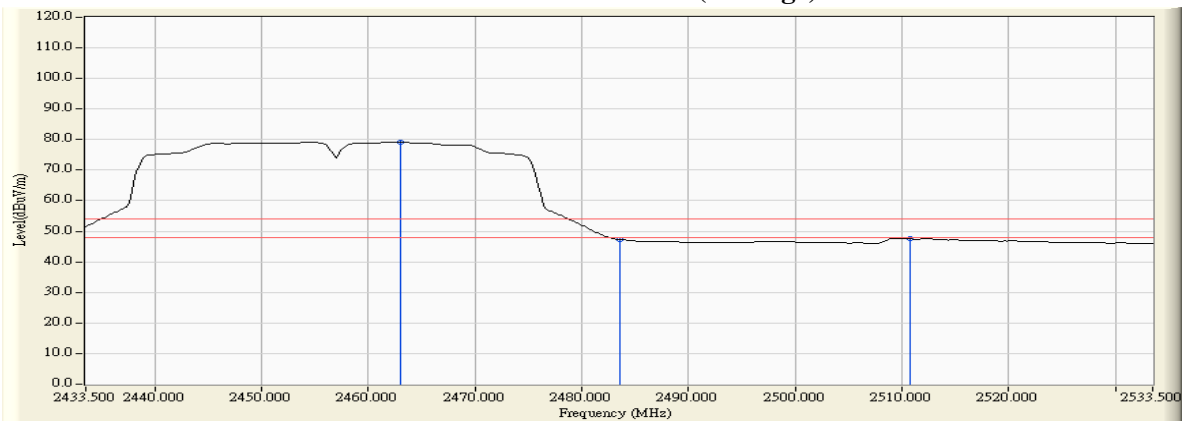


Figure Channel 10: Horizontal (Average)



Note:

1. All readings above 1GHz are performed with peak and/or average measurements as necessary.
2. Peak measurements: RBW = 1MHz, VBW = 3 MHz, Sweep: Auto.
3. Average measurements: RBW = 1MHz, VBW = 10 Hz, Sweep: Auto.
4. “ * ”, means this data is the worst emission level.
5. Measurement Level = Reading Level + Correct Factor.
6. The average measurement was not performed when the peak measured data under the limit of average detection.

Product : Intel® Dual Band Wireless-AC 8260
 Test Item : Band Edge
 Test Site : No.3 OATS
 Test Mode : Mode 4 Beamforming: Transmit - 802.11n-40BW_30Mbps(2.4G Band)
 Test Date : 2016/09/23

RF Radiated Measurement (Vertical):

Channel No.	Frequency (MHz)	Correct Factor (dB)	Reading Level (dBuV)	Emission Level (dBuV/m)	Peak Limit (dBuV/m)	Average Limit (dBuV/m)	Result
10 (Peak)	2465.819	31.316	69.865	101.181	--	--	--
10 (Peak)	2483.500	31.435	35.268	66.703	74.00	54.00	Pass
10 (Average)	2463.500	31.300	57.736	89.036	--	--	--
10 (Average)	2483.500	31.435	21.869	53.304	74.00	54.00	Pass

Figure Channel 10: Vertical (Peak)

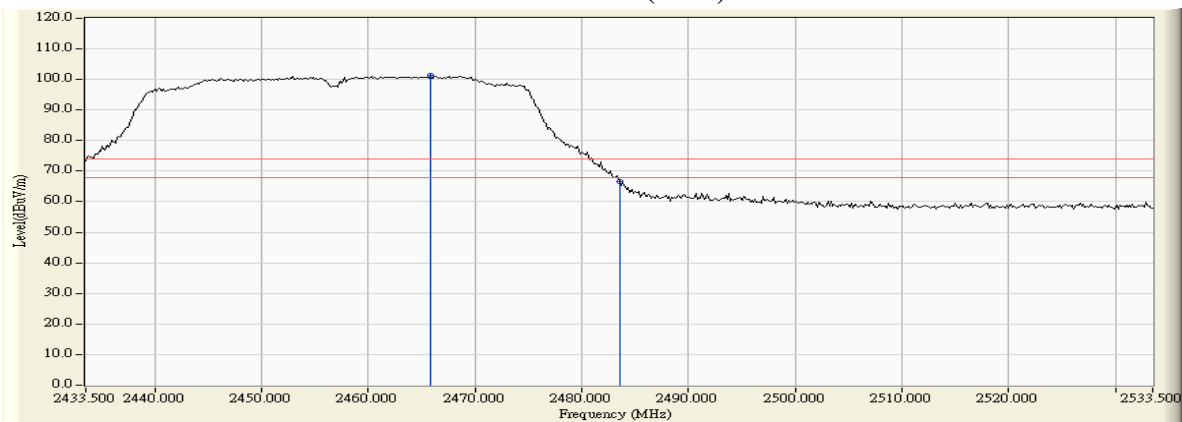
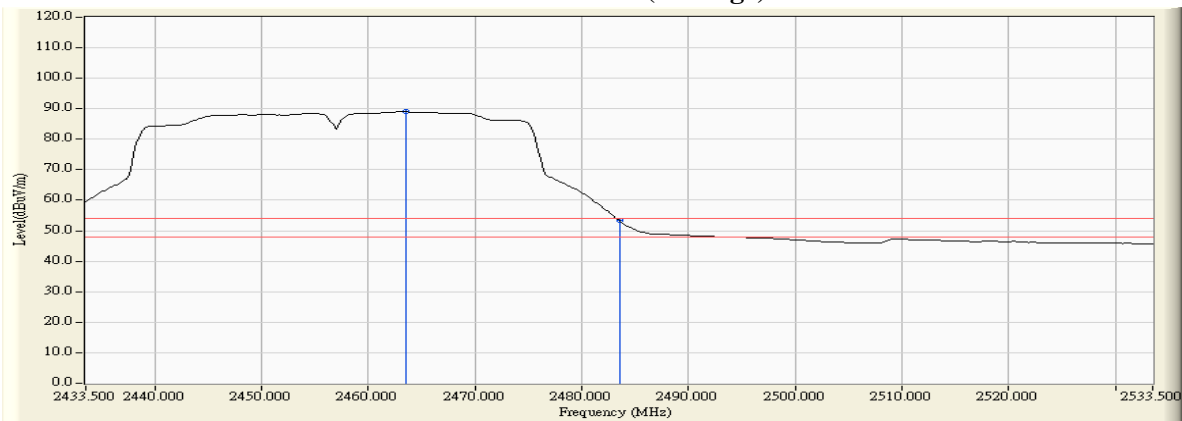


Figure Channel 10: Vertical (Average)



Note:

1. All readings above 1GHz are performed with peak and/or average measurements as necessary.
2. Peak measurements: RBW = 1MHz, VBW = 3 MHz, Sweep: Auto.
3. Average measurements: RBW = 1MHz, VBW = 10 Hz, Sweep: Auto.
4. “ * ”, means this data is the worst emission level.
5. Measurement Level = Reading Level + Correct Factor.
6. The average measurement was not performed when the peak measured data under the limit of average detection.

5. EMI Reduction Method During Compliance Testing

No modification was made during testing.

Attachment 1: EUT Test Photographs

Attachment 2: EUT Detailed Photographs