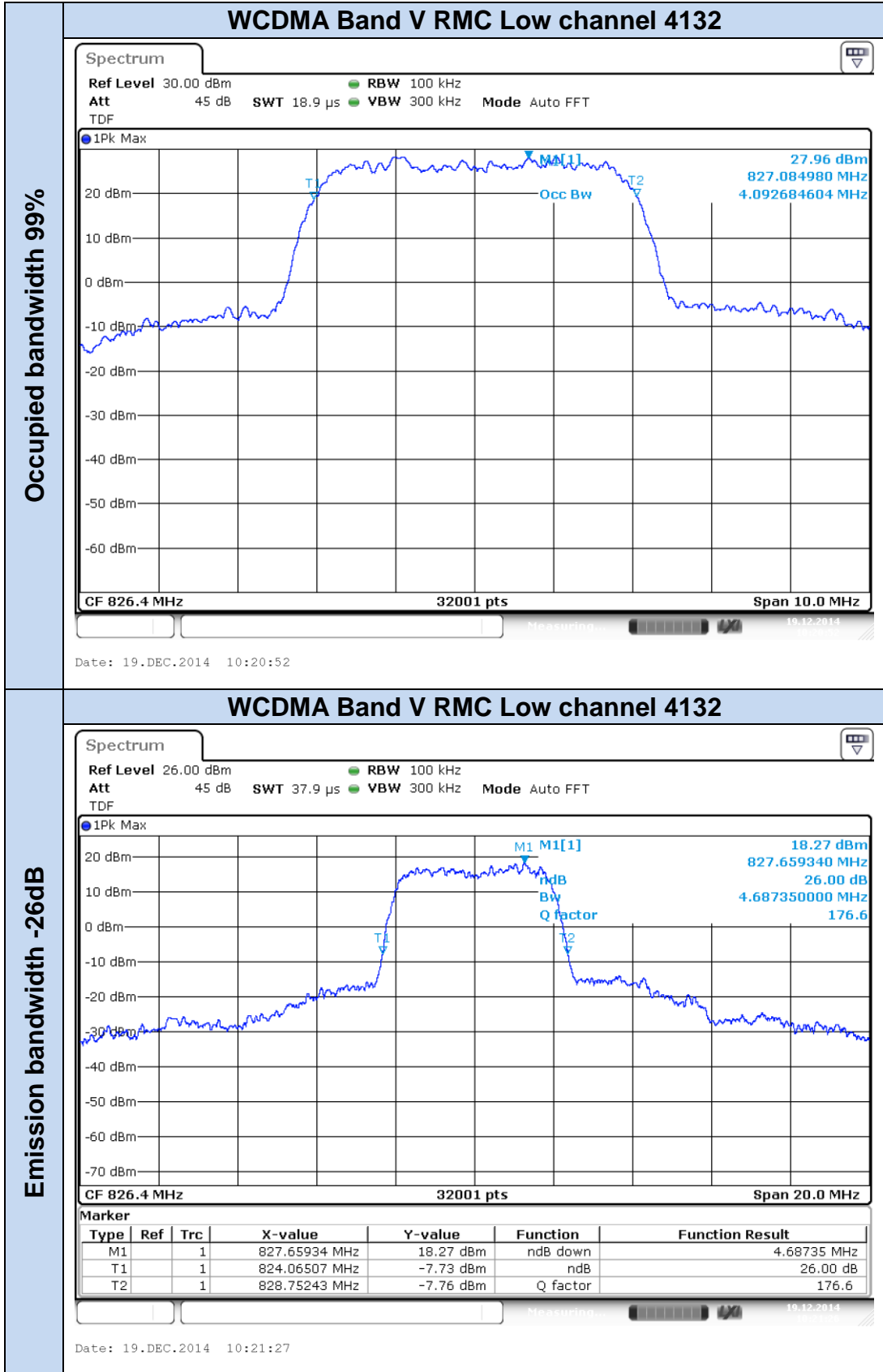
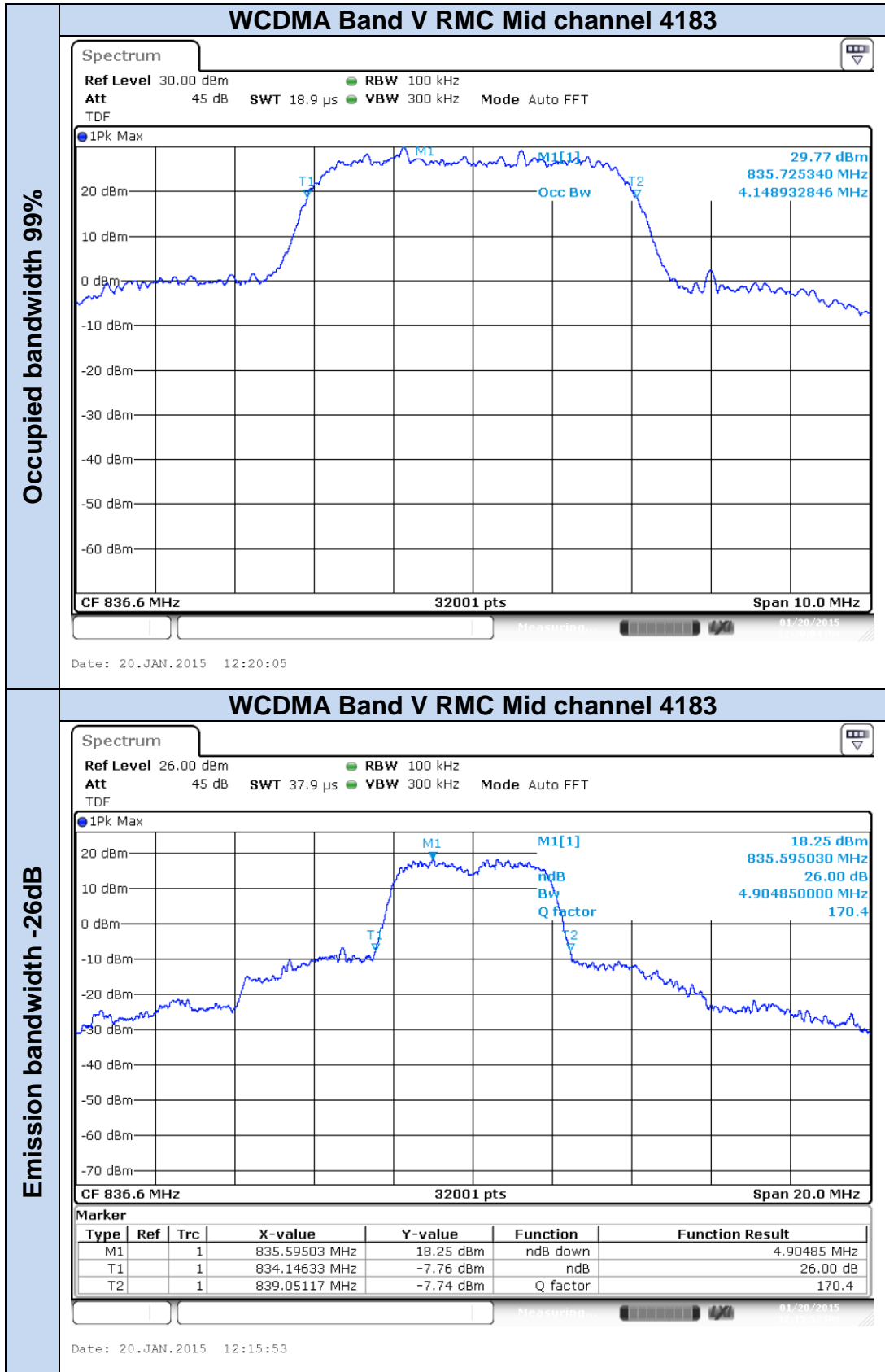
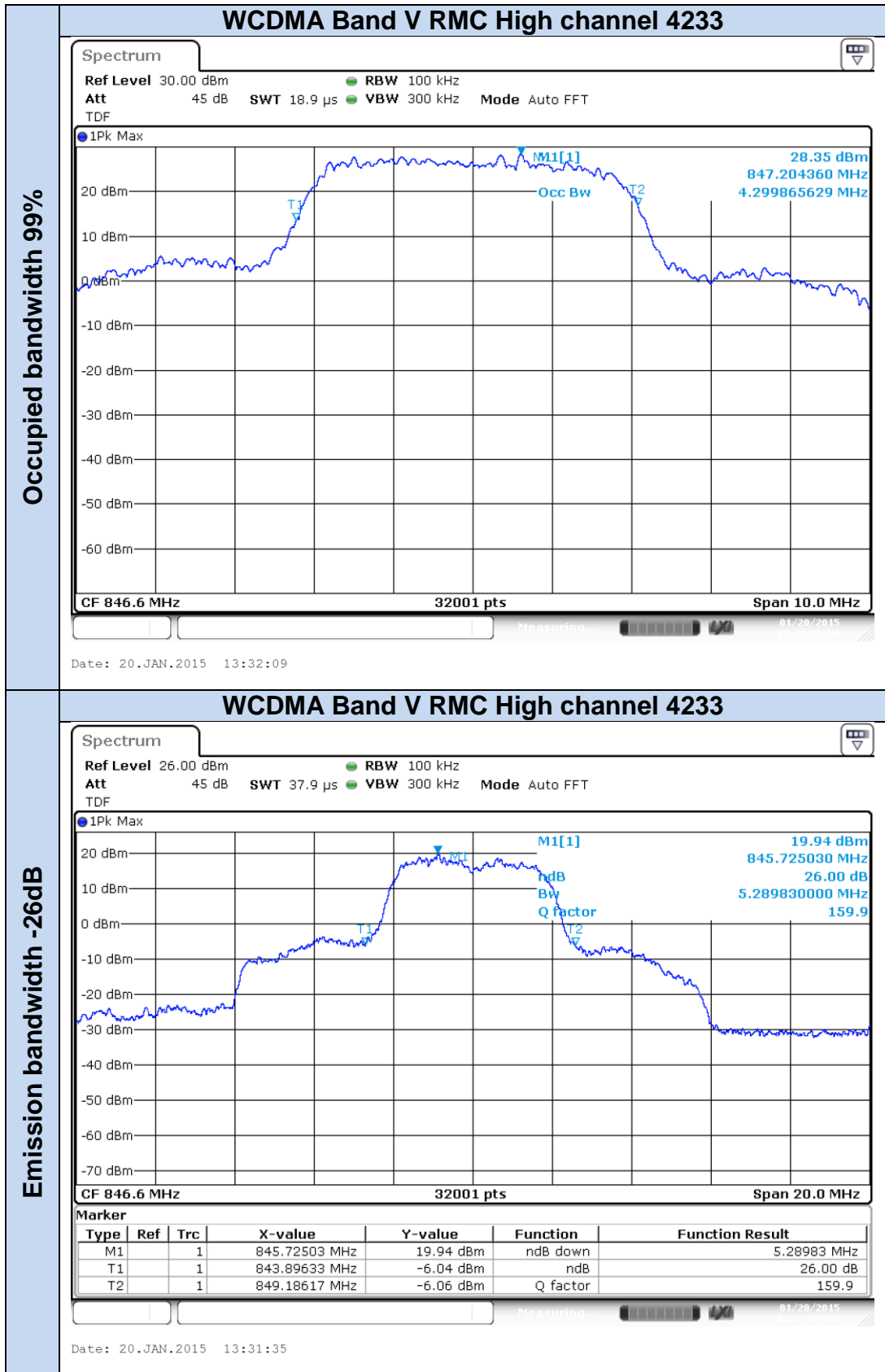
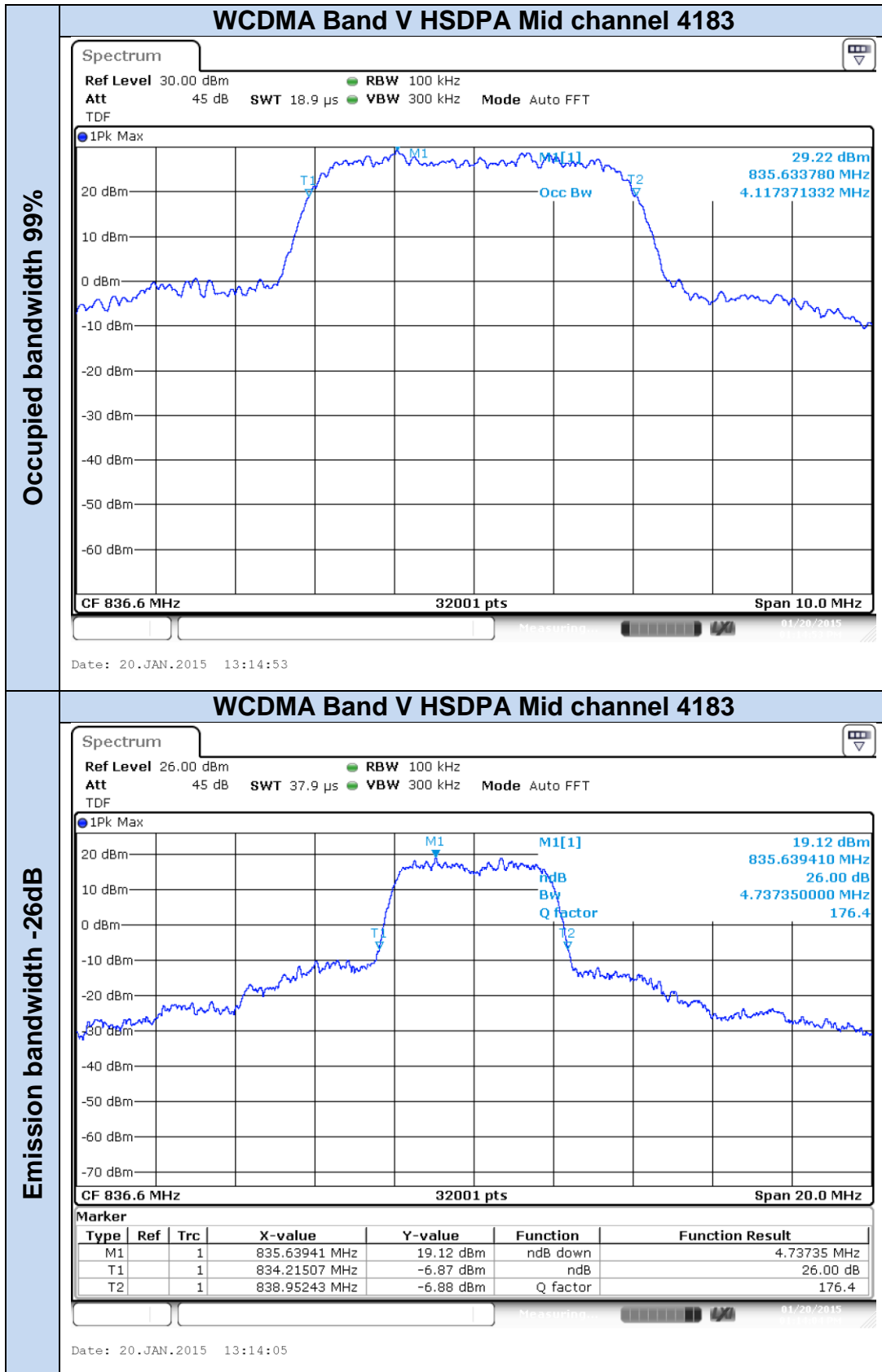


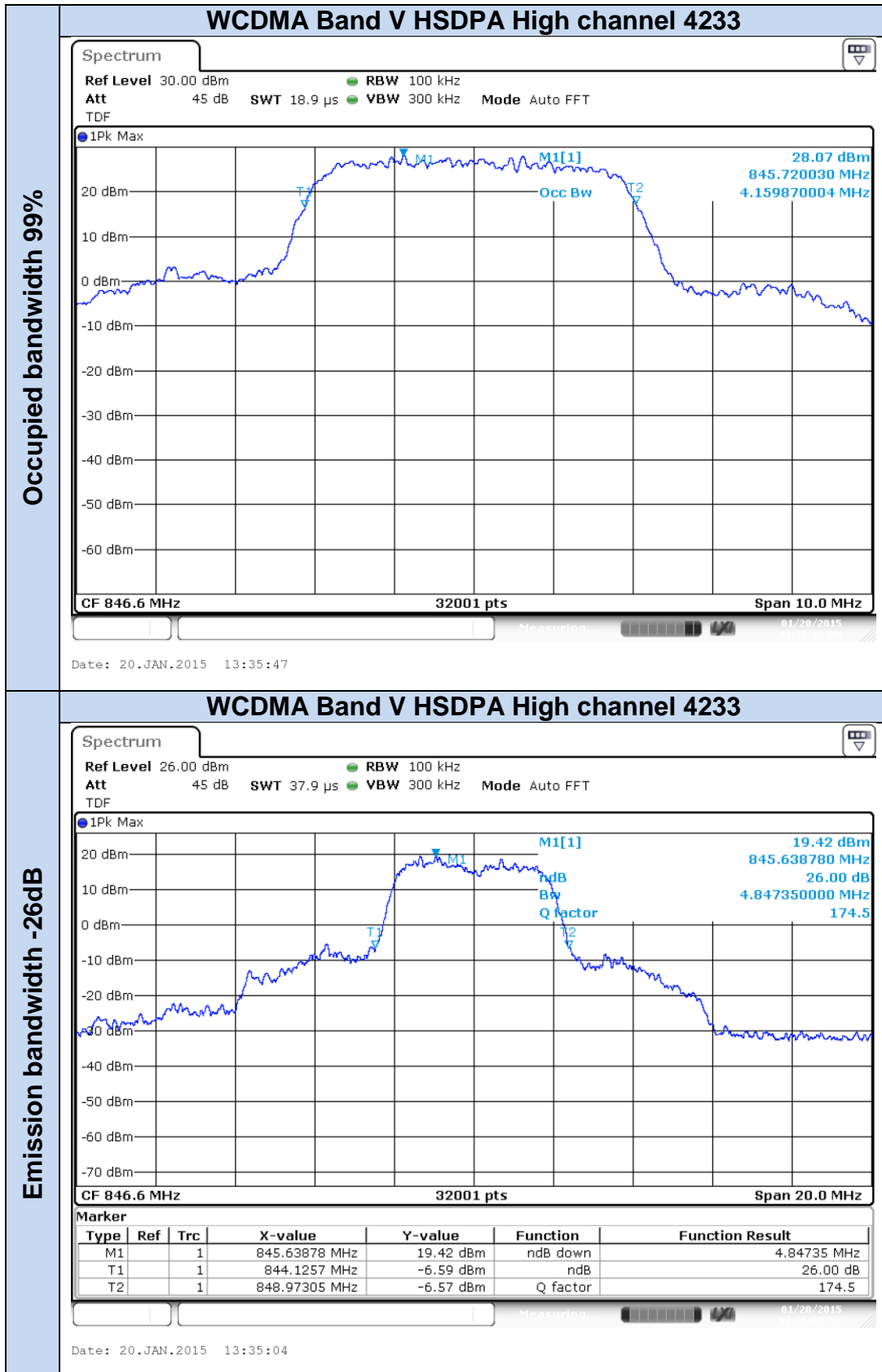
WCDMA Band V

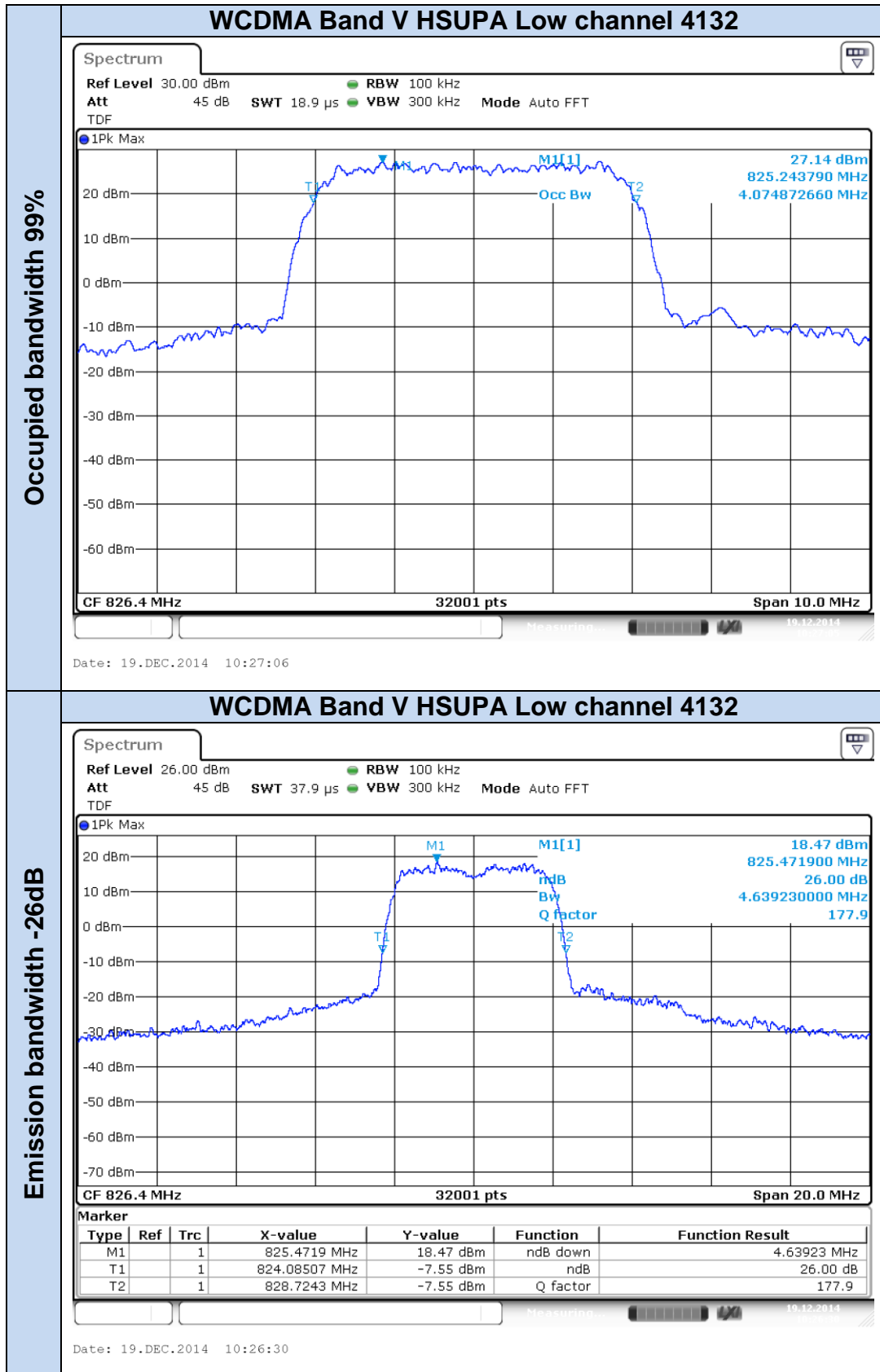


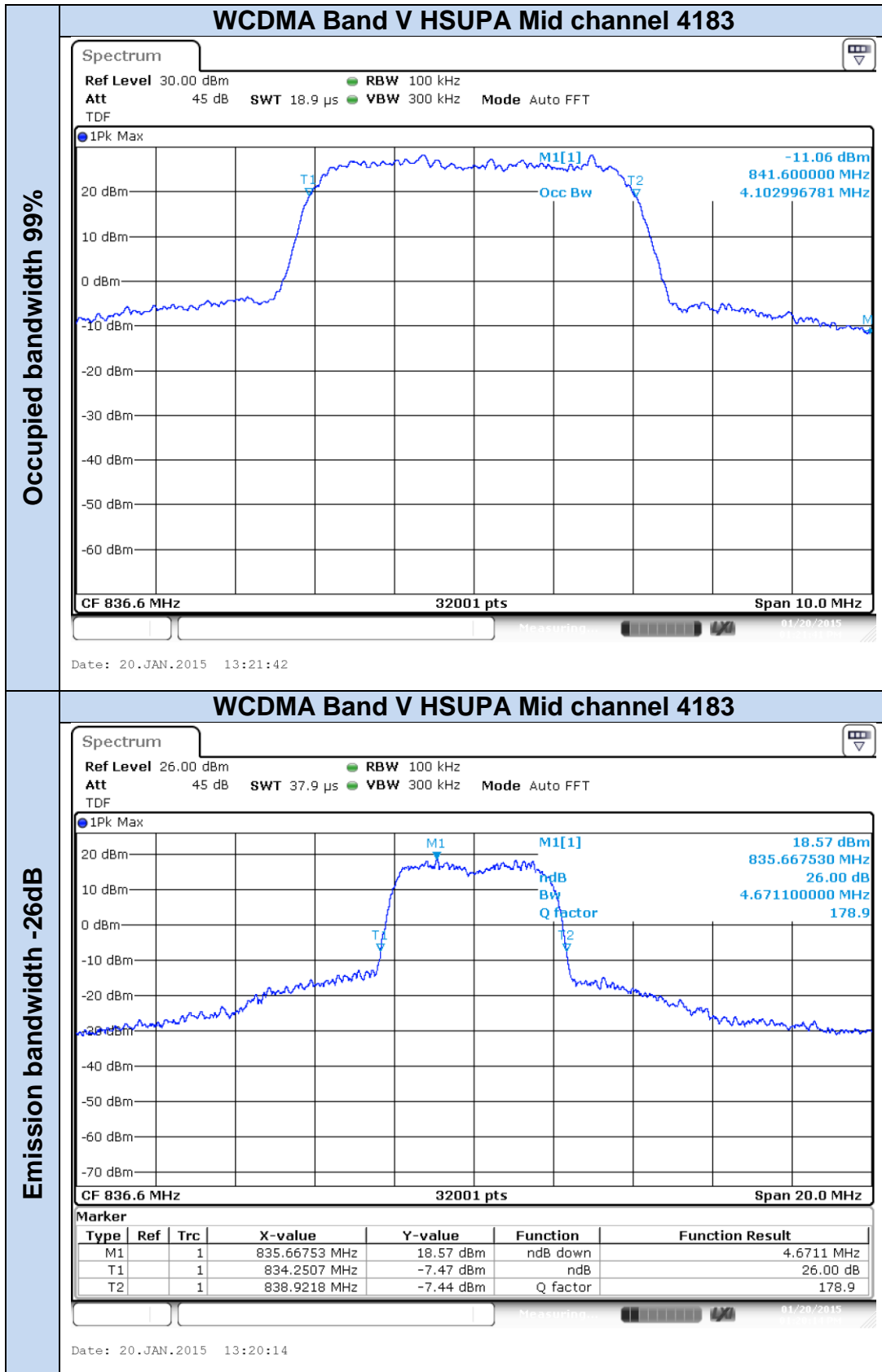


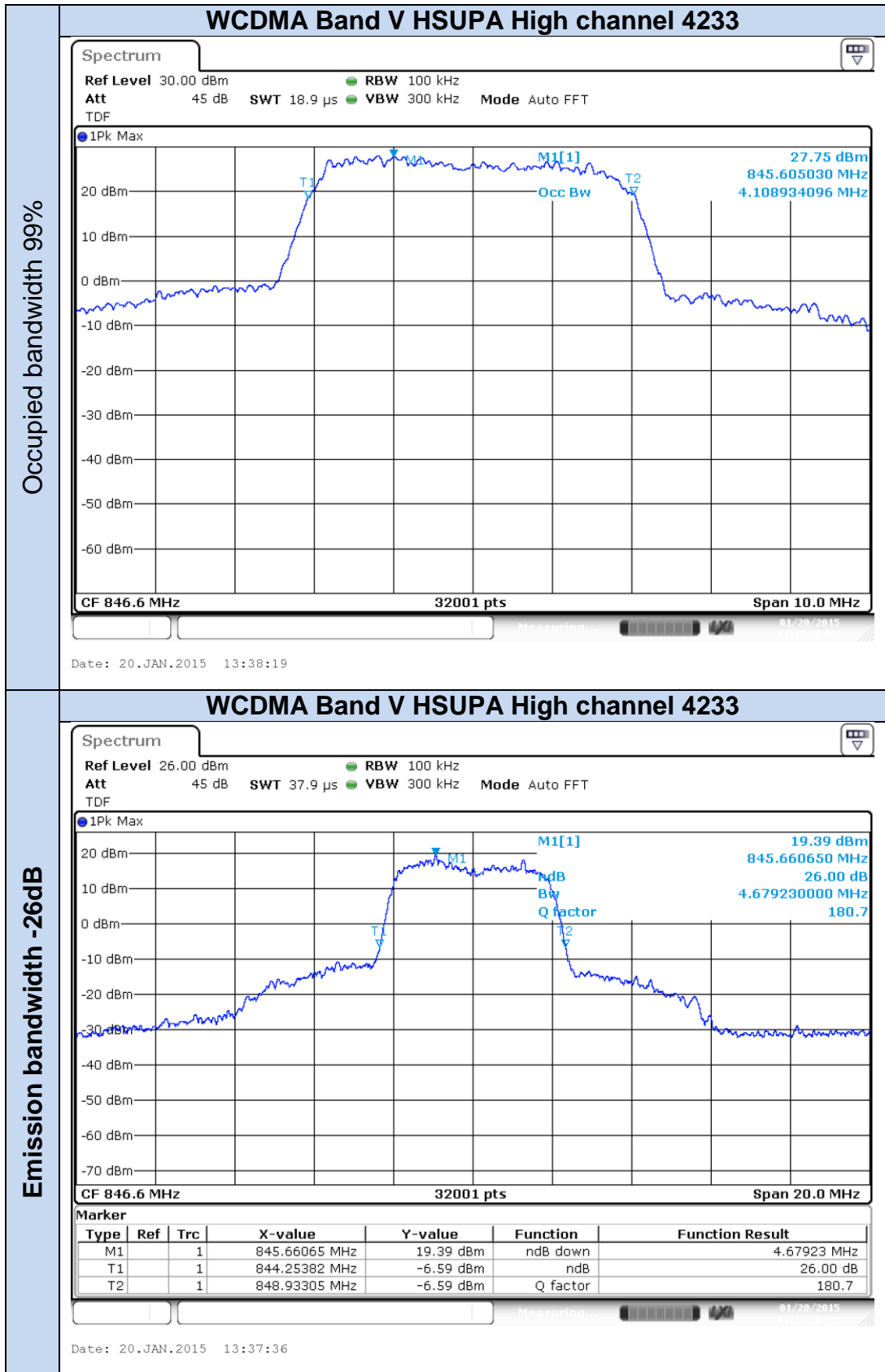












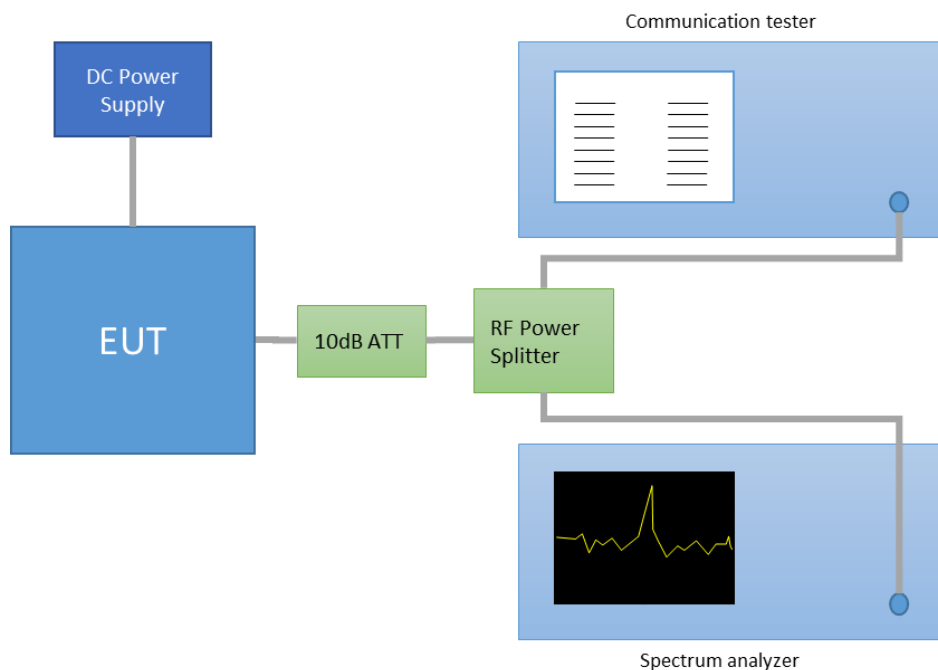
B.2.3 Peak to average ratio

Standard references

BAND	FCC part	RSS part	Peak to average ratio limit
PCS 1900, WCDMA 2	24.232	133-ch.6.4	< 13 dB

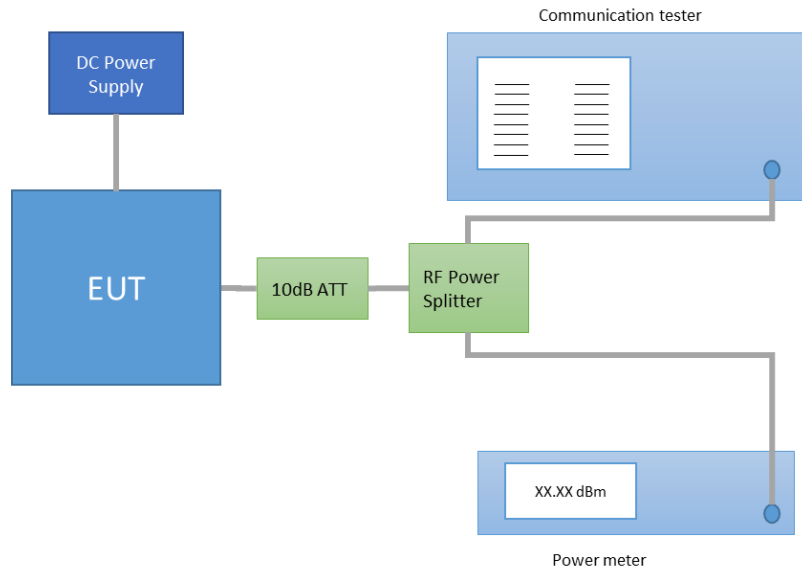
Test procedure for GSM

The setup below was used to measure the peak to average power ratio. The antenna terminal of the EUT is connected to the spectrum analyzer and the communication tester through an attenuator and a power splitter. This test was performed according to the KDB 971168 D01 § 5.1.



Test procedure for WCDMA

The setup below was used to measure the transmitted peak power. The antenna terminal of the EUT is connected to the peak power meter and the communication tester through an attenuator and a power splitter. This test was performed according to the KDB 971168 D01 § 5.1. Then the Peak to average power ratio is computed from the average power measured previously.



Results table

GSM

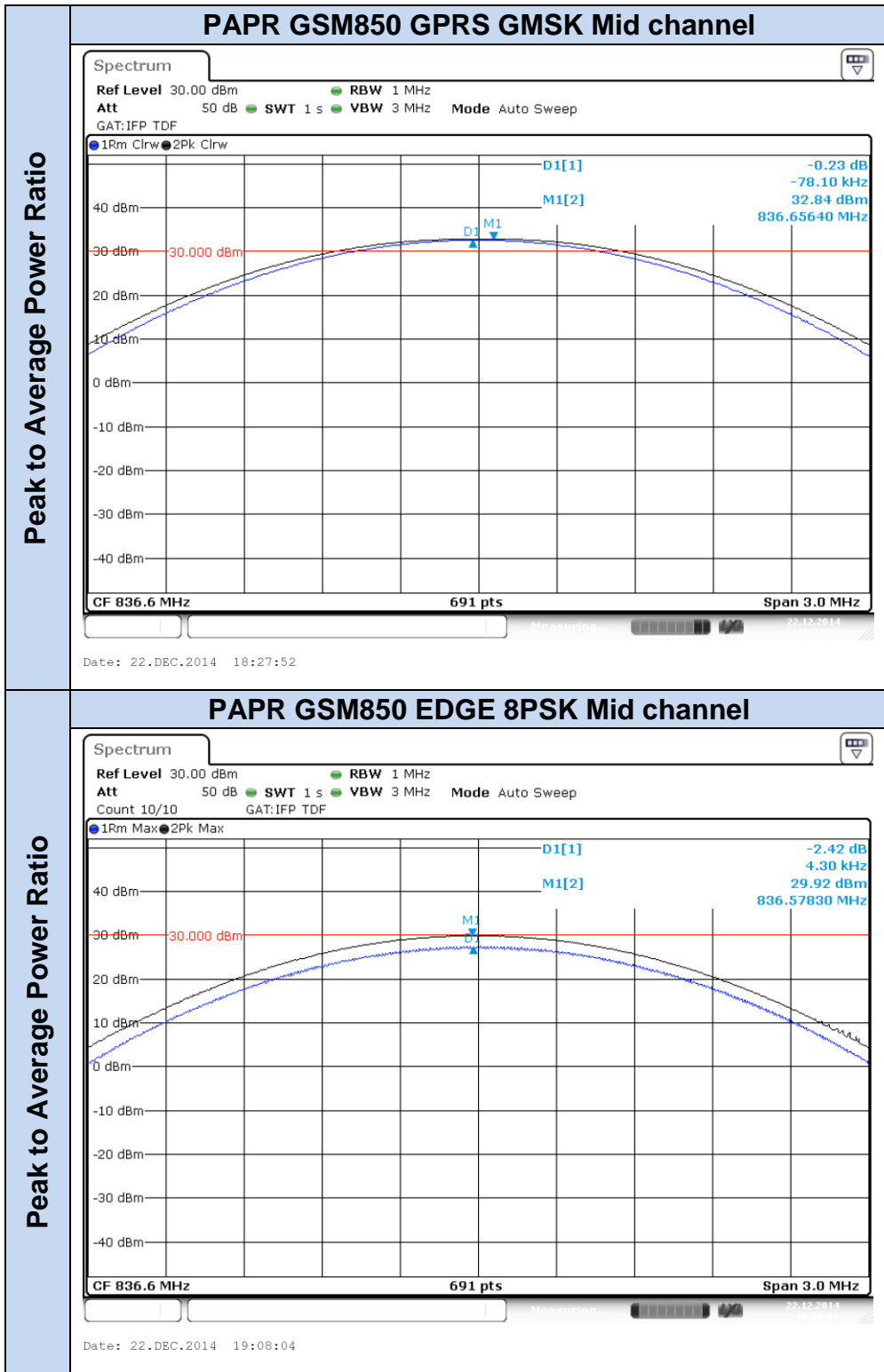
Band	Mode	Modulation	Channel Number	Frequency [MHz]	#UL Slots	Result [dB]
GSM850	GPRS	GMSK	190	836.6	1	0.23
	EDGE	8PSK			2	2.42
GSM1900	GPRS	GMSK	661	1880.0	1	0.13
	EDGE	8PSK			2	1.88

WCDMA

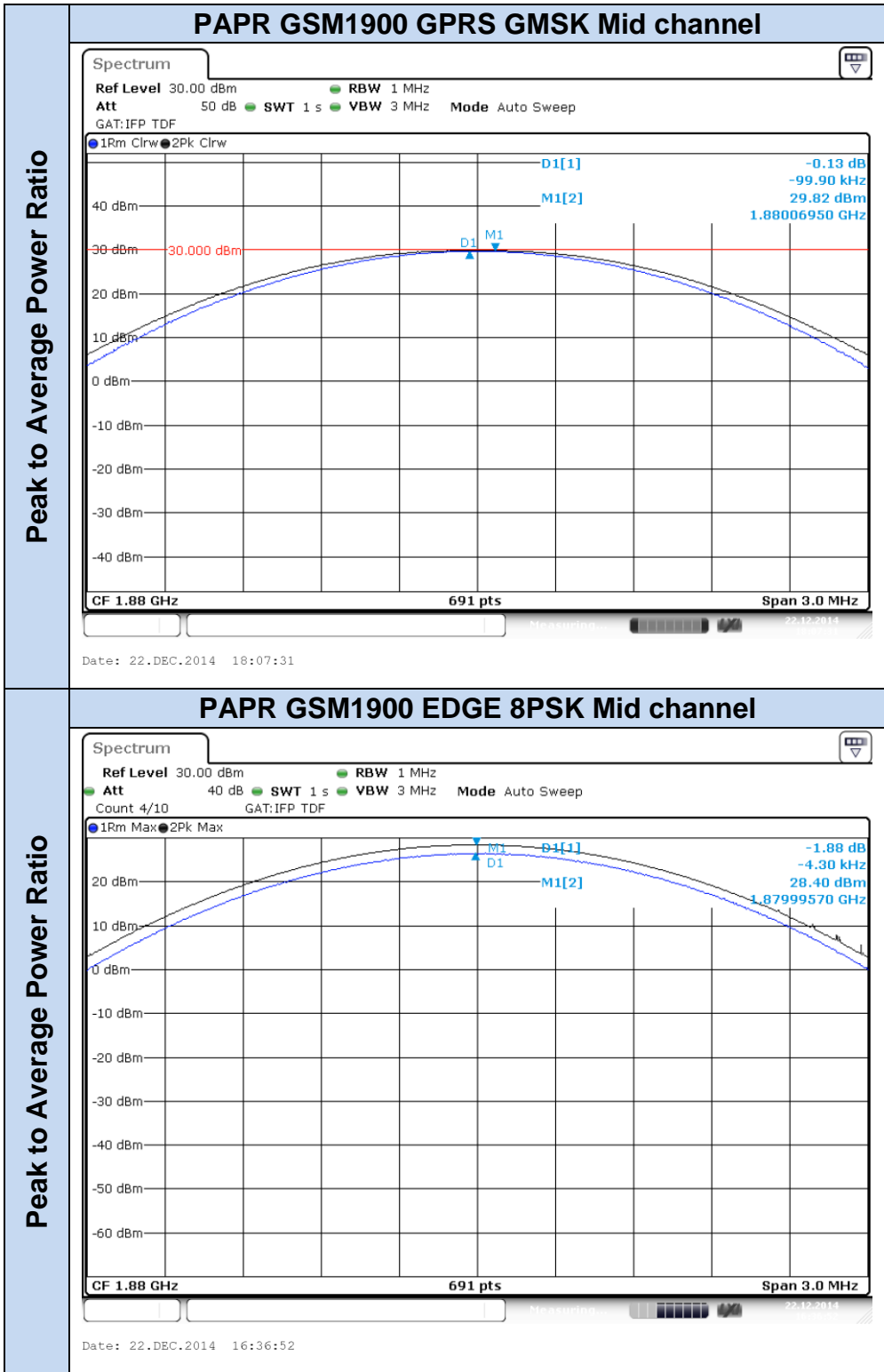
Band	Mode	Channel Number	Frequency [MHz]	Result [dB]
WCDMA Band II	RMC	9400	1880.0	2.80
	HSDPA			4.12
	HSUPA			5.53
WCDMA Band IV	RMC	1413	1732.6	2.96
	HSDPA			4.14
	HSUPA			6.73
WCDMA Band V	RMC	4183	836.6	1.64
	HSDPA			3.69
	HSUPA			5.67

Results Screenshot

GSM 850



GSM 1900



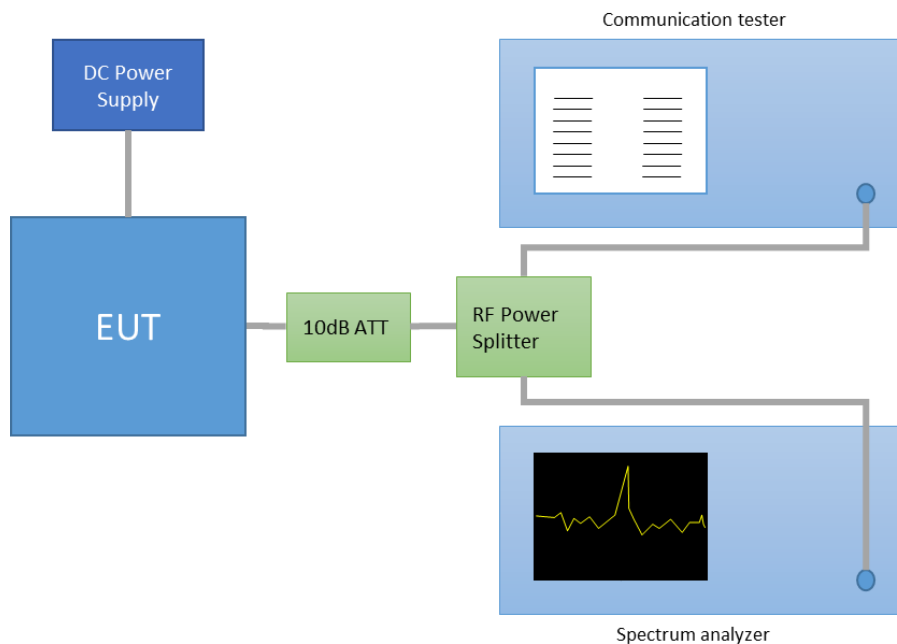
B.2.4 Conducted band-edge and spurious emission

Standard references

BAND	FCC part	RSS part	Limits
PCS 1900, WCDMA 2	2.1051, 24.238	133-ch6.5.1	The power of any emission outside of the authorized operating frequency ranges must be attenuated below the transmitting power (P) by a factor of at least $43 + 10 \log(P)$ dB.
WCDMA 4	2.1051, 27.53	139-ch.6.5, 199-ch.4.5	The power of any emission outside a licensee's frequency block shall be attenuated below the transmitter power (P) in watts by at least $43 + 10 \log_{10}(P)$ dB.
GSM 850, WCDMA 5	2.1051, 22.917	132-ch.5.5	The power of any emission outside of the authorized operating frequency ranges must be attenuated below the transmitting power (P) by a factor of at least $43 + 10 \log(P)$ dB.

Test procedure

The setup below was used to measure the band-edge and the conducted spurious. The antenna terminal of the EUT is connected to the spectrum analyzer and the communication tester through an attenuator and a power splitter. According to the standard reference, at 1 MHz immediately outside and adjacent to the authorized operating frequency range, a resolution bandwidth of at least 1% has been applied. The video bandwidth was set to three times the resolution bandwidth.



Band edge results

GSM850

Band	Channel	Channel Number	Frequency [MHz]	Modulation	#UL Slots	Result [dBm]	Frequency [MHz]
GSM850	Low	128	824.2	GMSK	1	-24.56	823.99
	High	251	848.8		1	-23.94	849.01
	Low	128	824.2	8PSK	2	-27.81	823.97
	High	251	848.8		2	-30.30	849.01
GSM1900	Low	512	1850.2	GMSK	1	-25.69	1850.00
	High	810	1909.8		1	-25.08	1910.01
	Low	512	1850.2	8PSK	2	-28.32	1849.99
	High	810	1909.8		2	-27.28	1910.00

WCDMA

Band	Mode	Channel	Channel Number	Frequency [MHz]	Result [dBm]	Frequency [MHz]
WCDMA Band II	RMC	Low	9262	1852.4	-15.59	1850.00
		High	9538	1907.6	-14.13	1910.00
WCDMA Band IV	RMC	Low	1312	1712.4	-21.44	1710.00
		High	1513	1752.6	-18.53	1755.00
WCDMA Band V	RMC	Low	4132	826.4	-19.11	824.00
		High	4233	846.6	-16.22	849.00

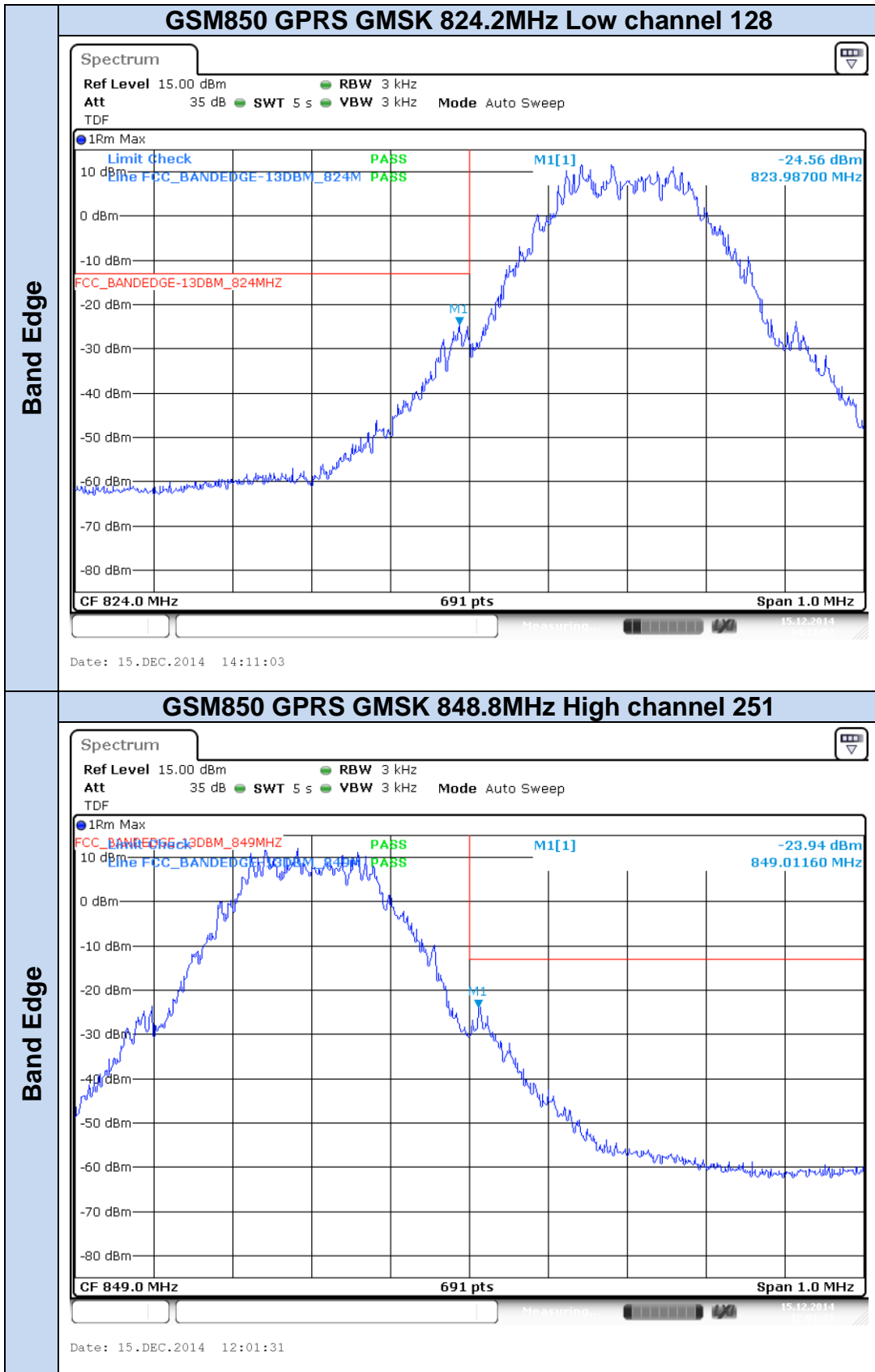
Spurious emissions results

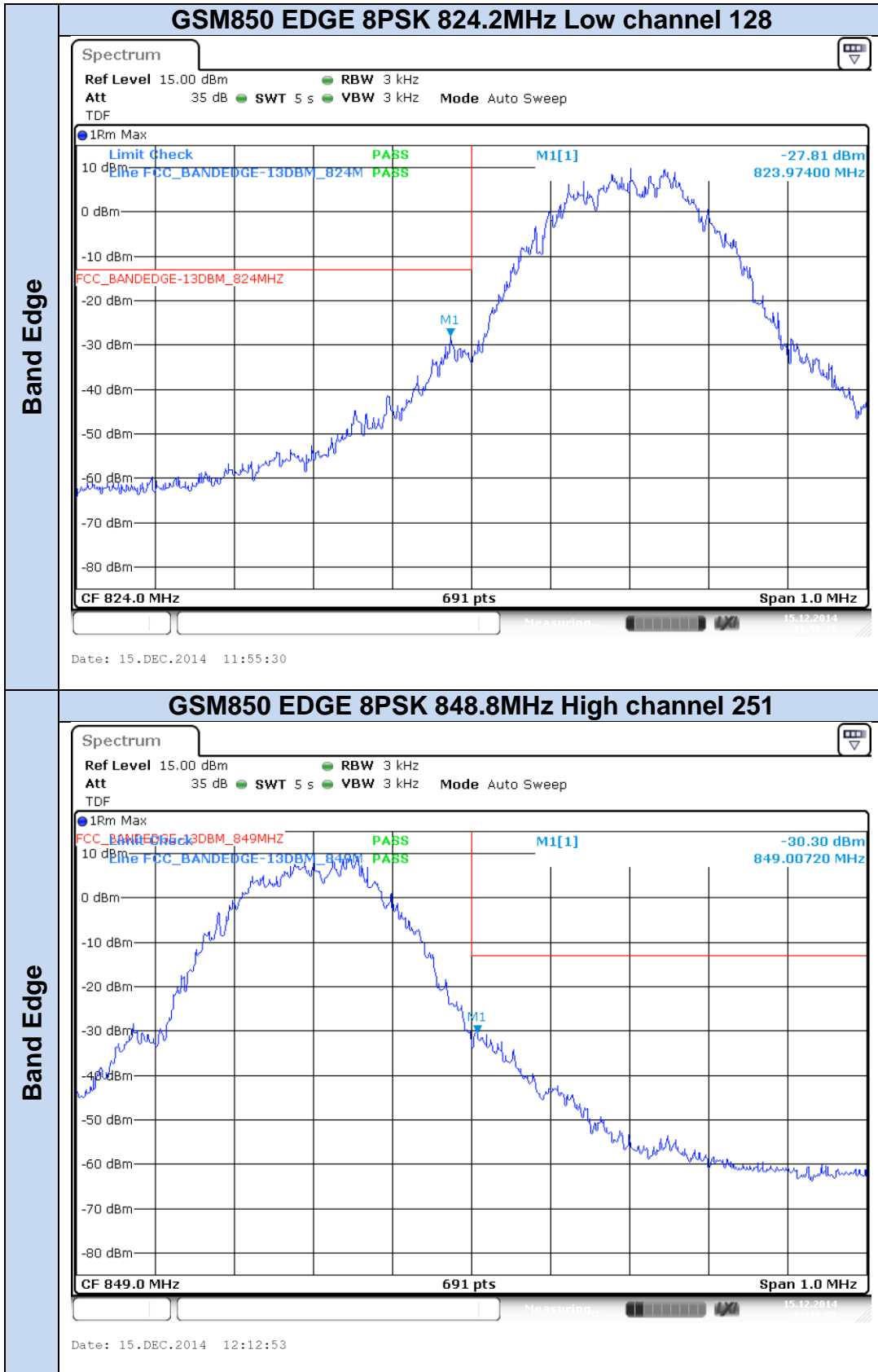
Band	Mode	Range Freq	Channel	Max Level [dBm]
GSM850	GPRS	30MHz-10GHz	Low, Mid, High	-31.04
	EDGE			-31.61
GSM1900	GPRS	30MHz-20GHz		-17.67
	EDGE			-18.08

Band	Mode	Range Freq	Channel	Max Level [dBm]
WCDMA Band 2	REL99, Rel.5 HSDPA, Rel.6 HSUPA	30MHz-20GHz	Low, Mid, High	-18.52
WCDMA Band 4		30MHz-20GHz		-18.46
WCDMA Band 5		30MHz-10GHz		-31.72

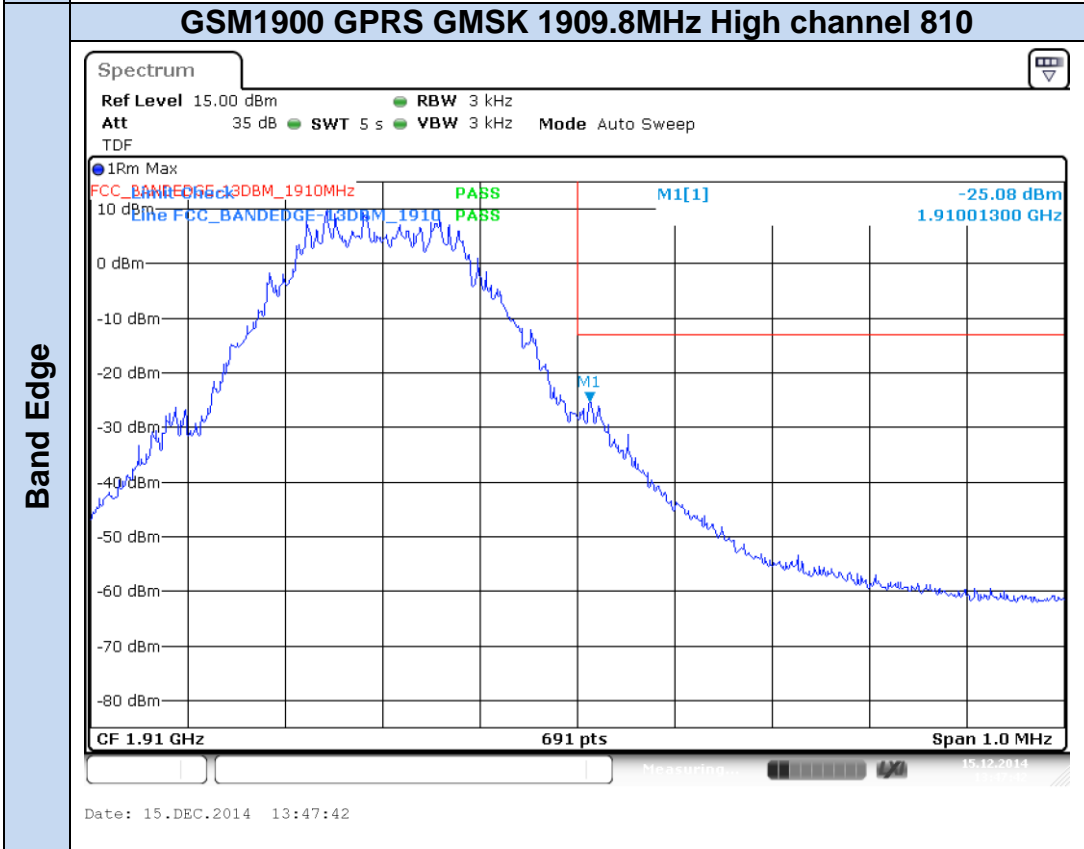
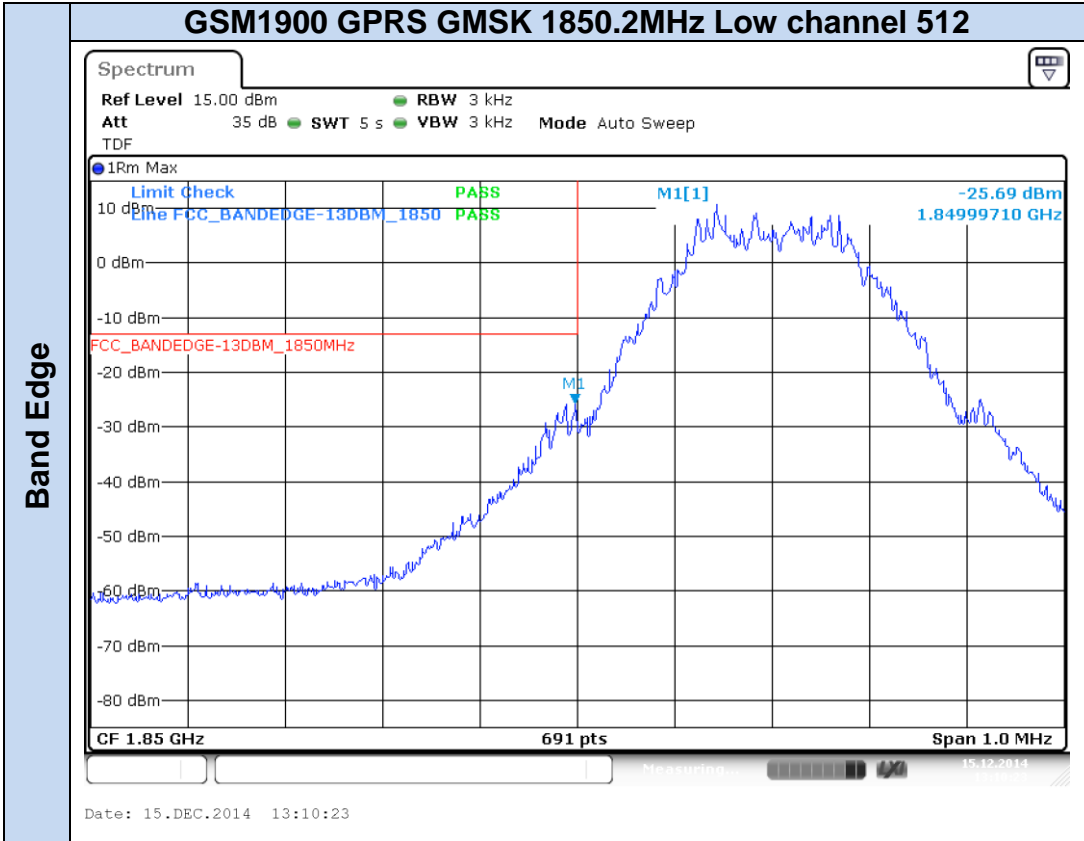
Band-edge emission screenshot results

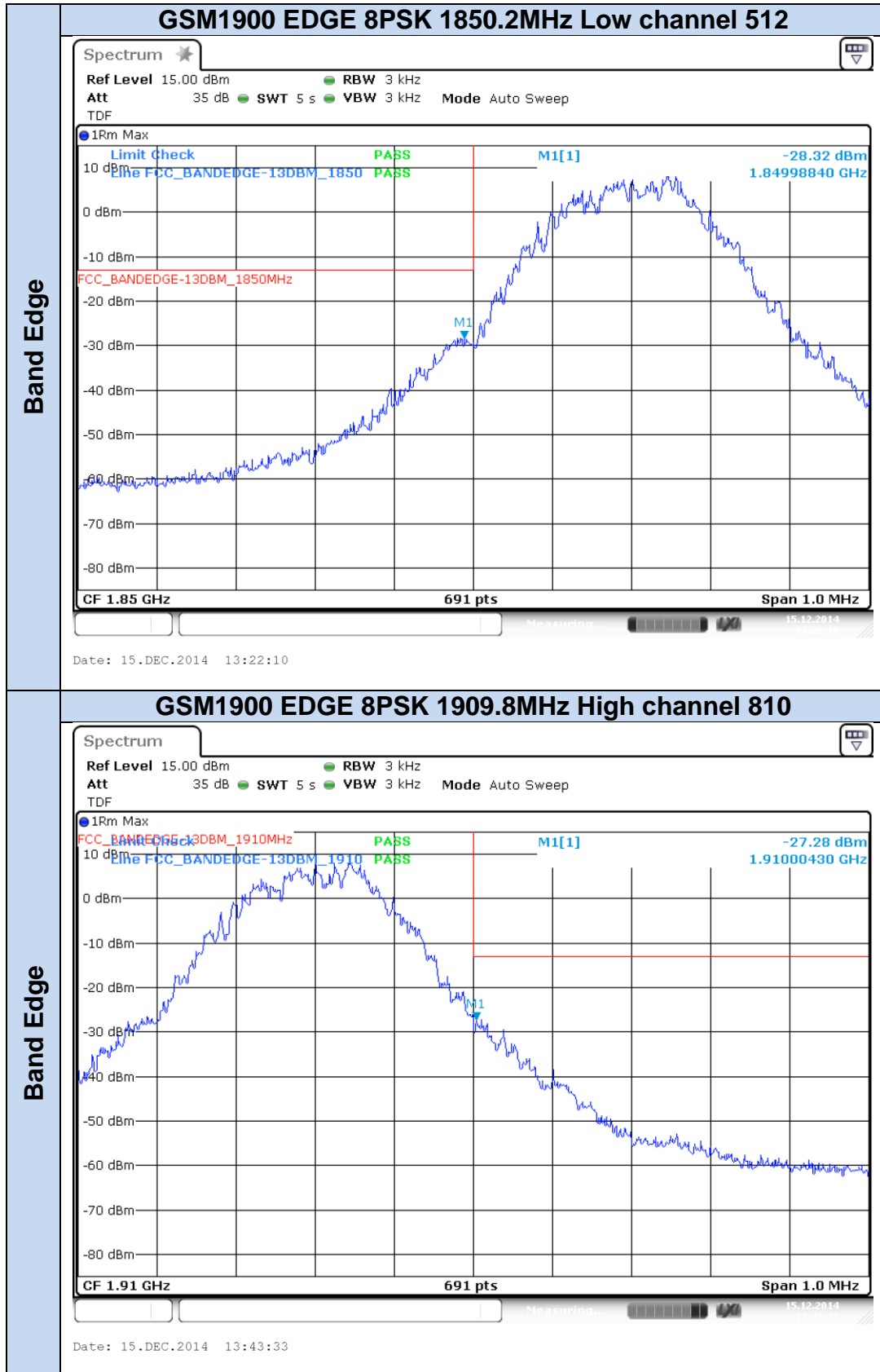
GSM 850



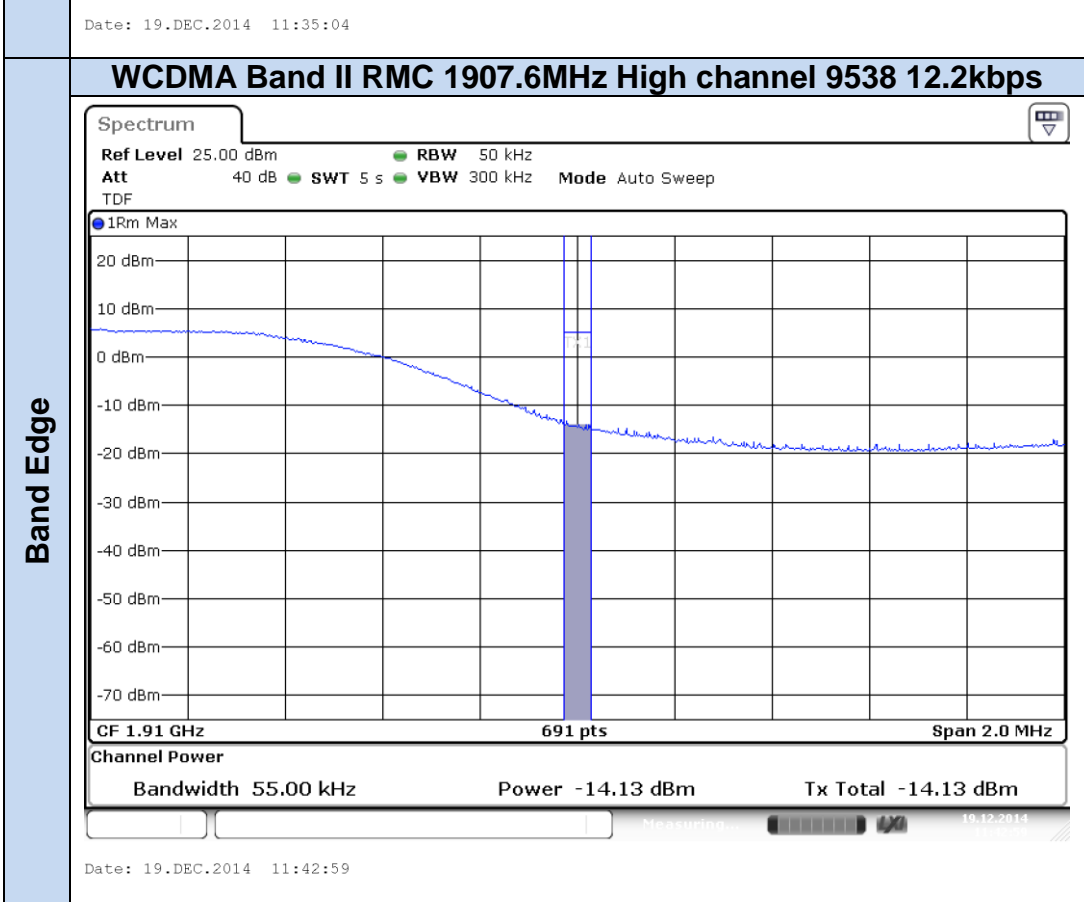
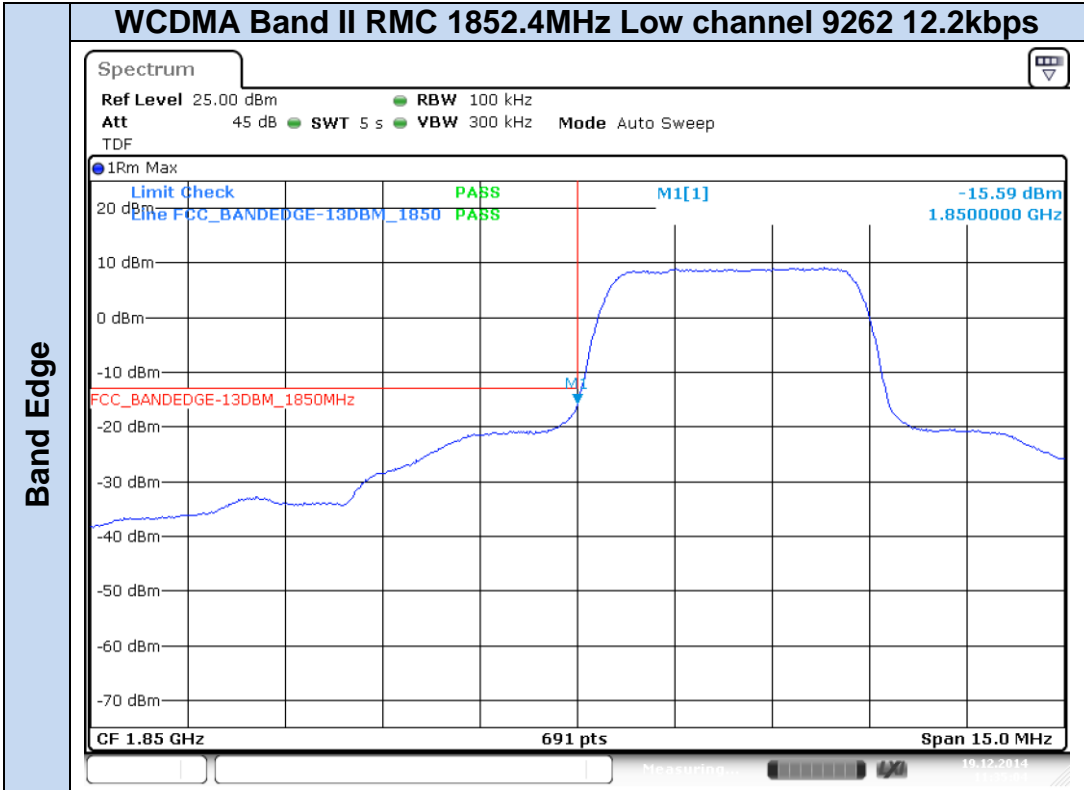


GSM 1900

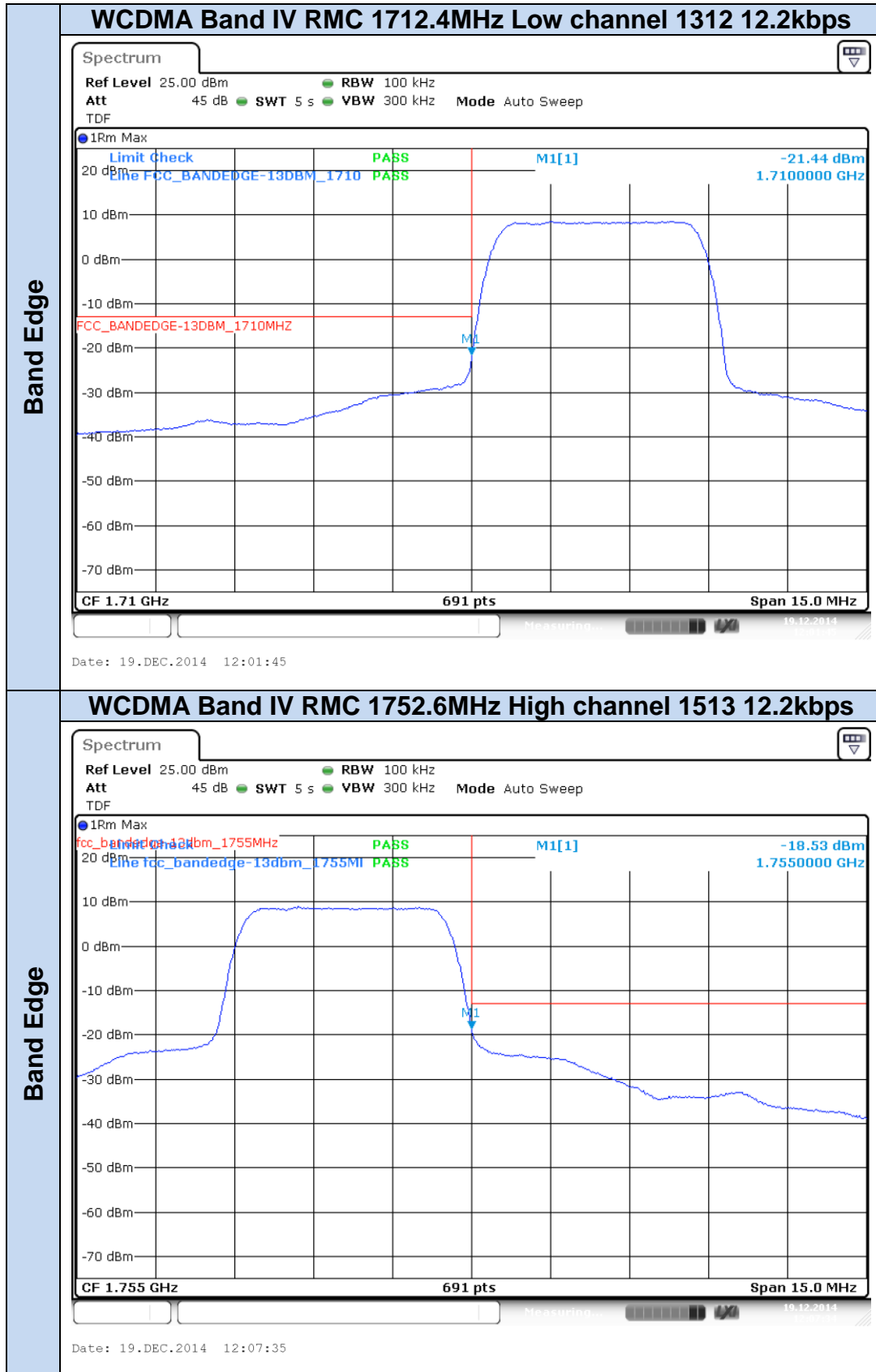




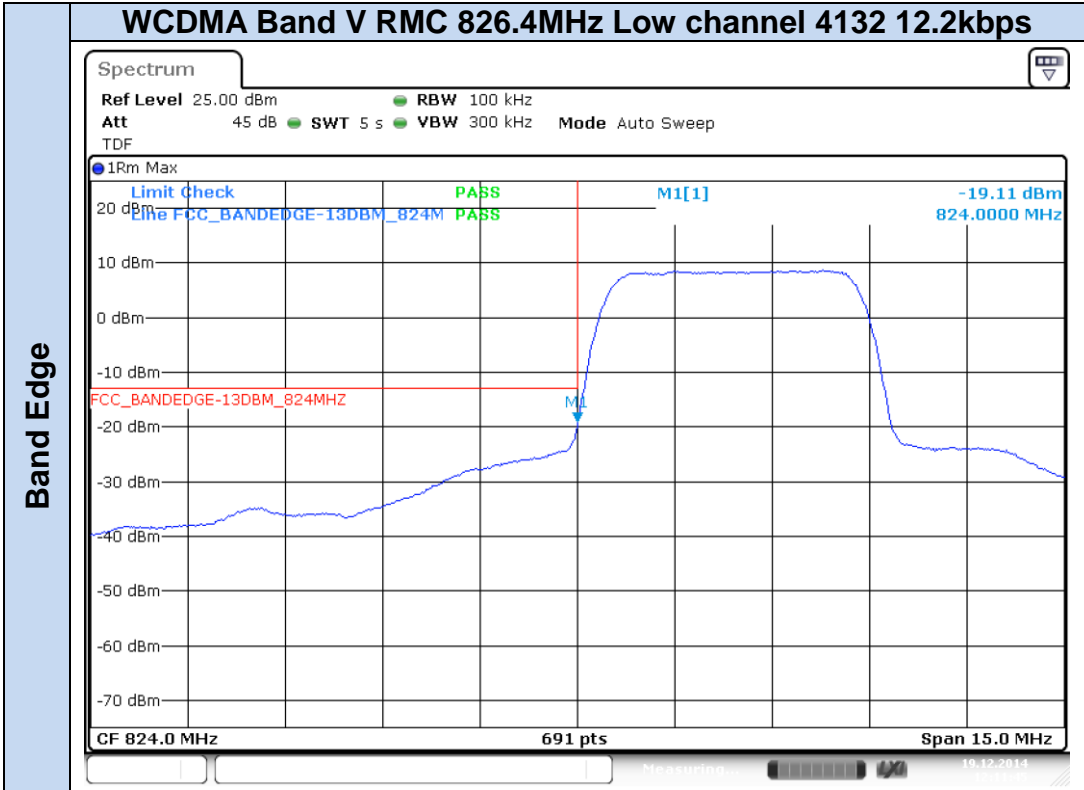
WCDMA Band II



WCDMA Band IV

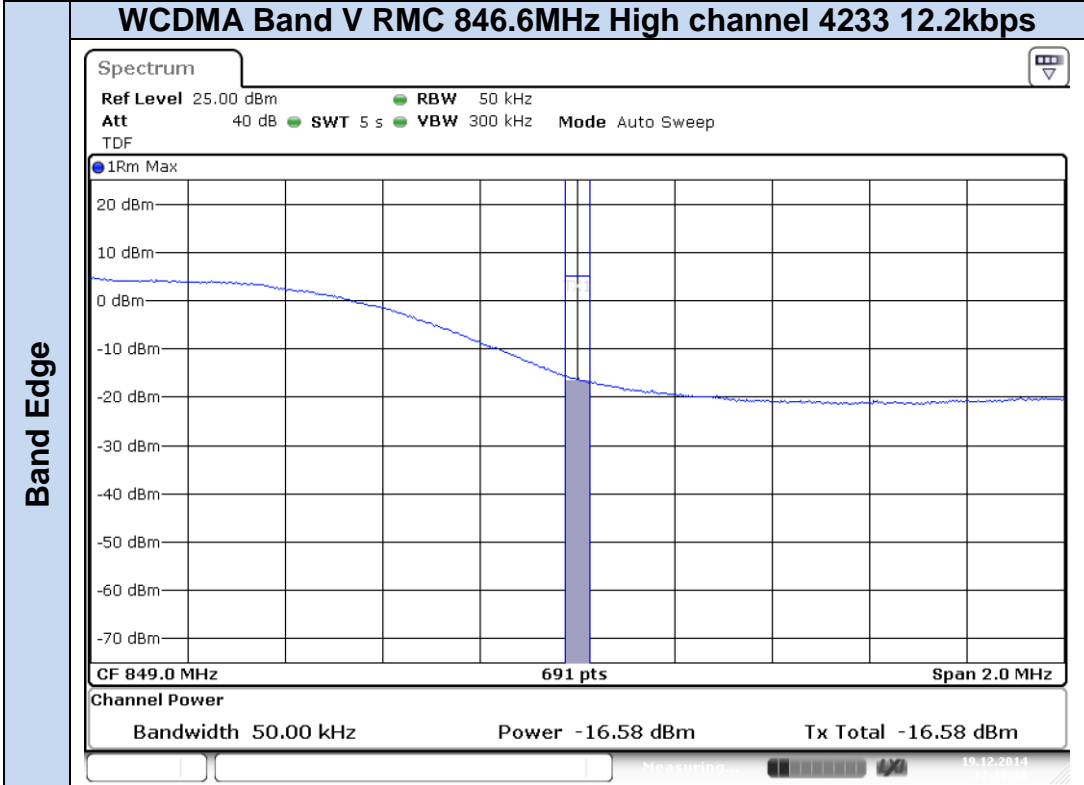


WCDMA Band V



Band Edge

Date: 19.DEC.2014 12:11:45

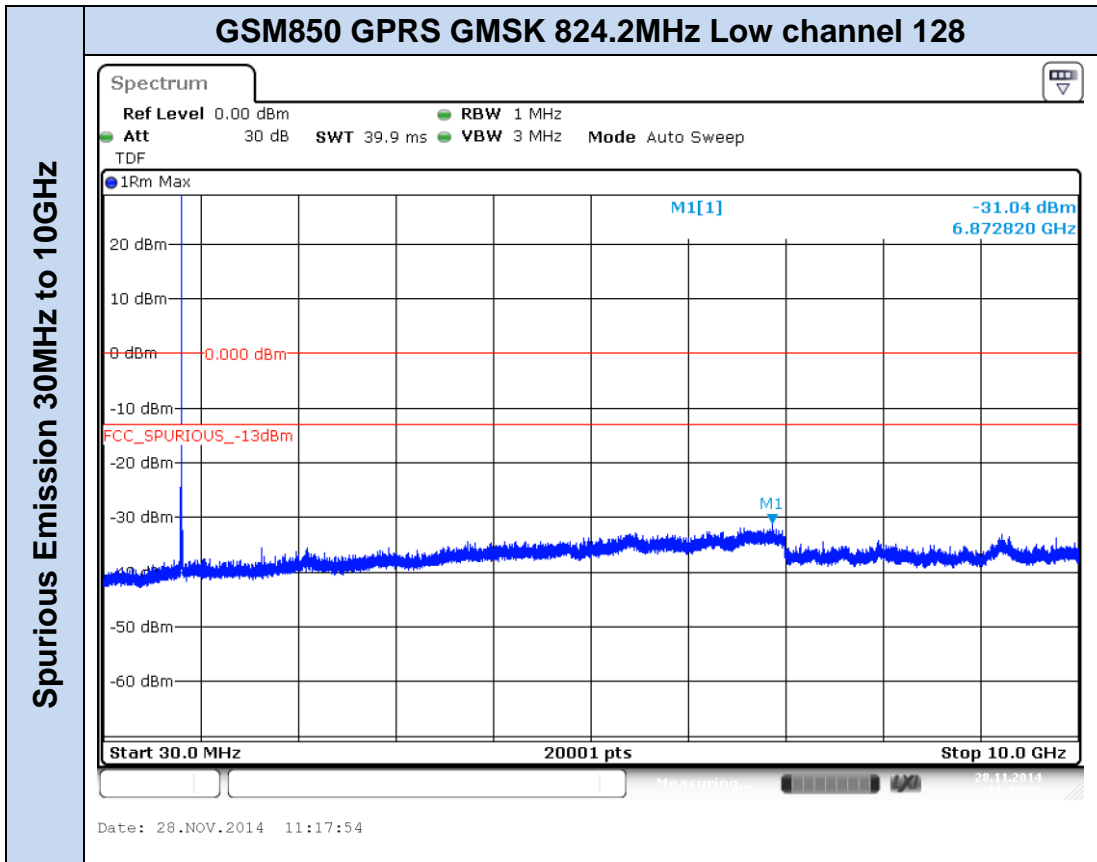


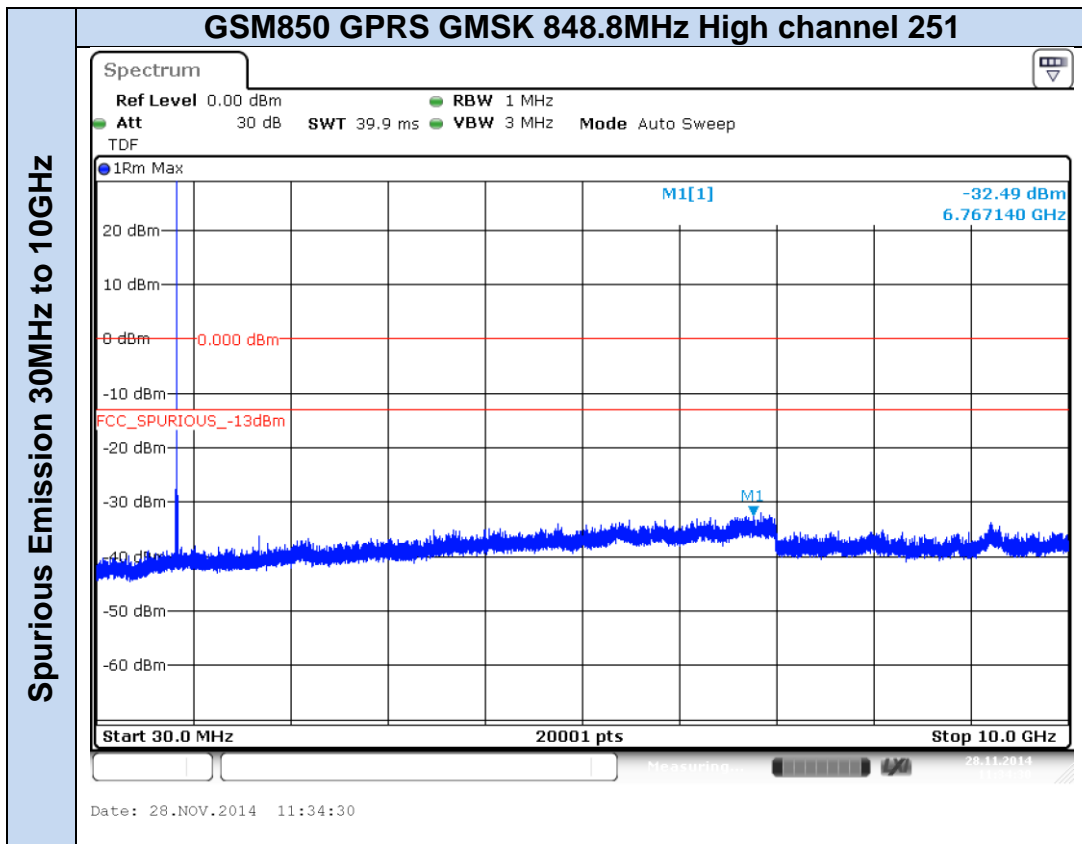
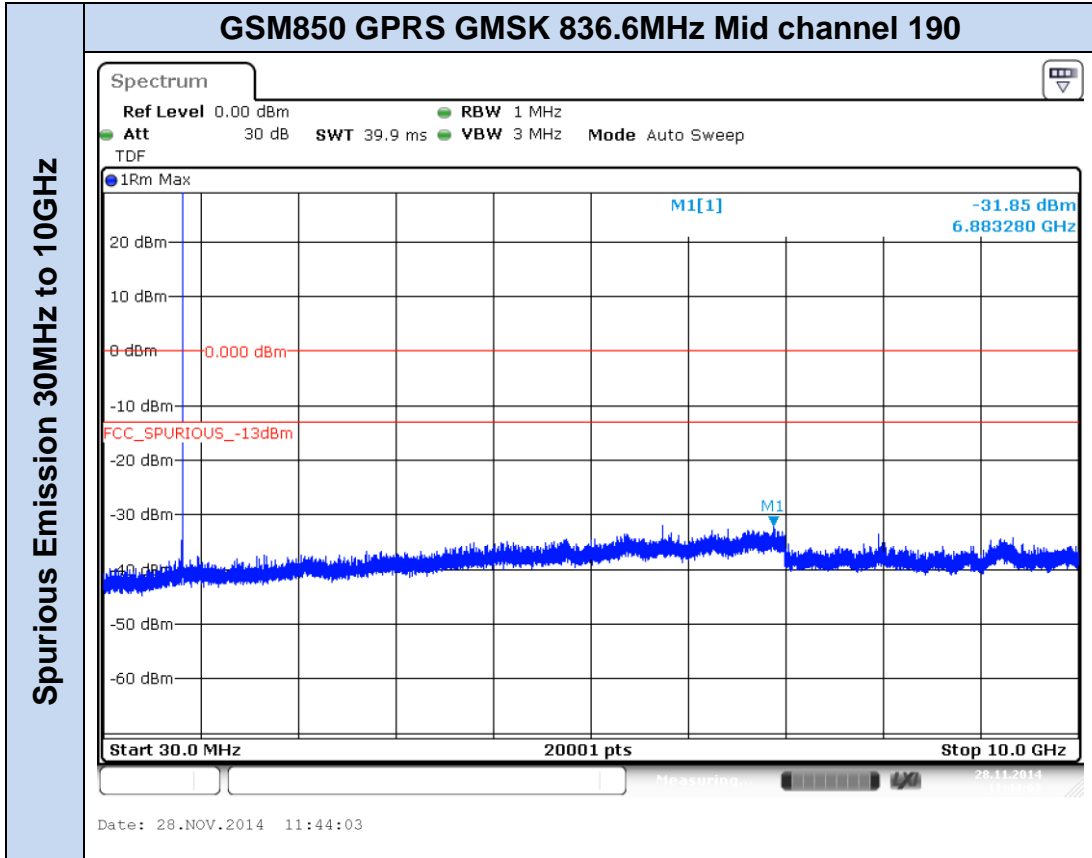
Band Edge

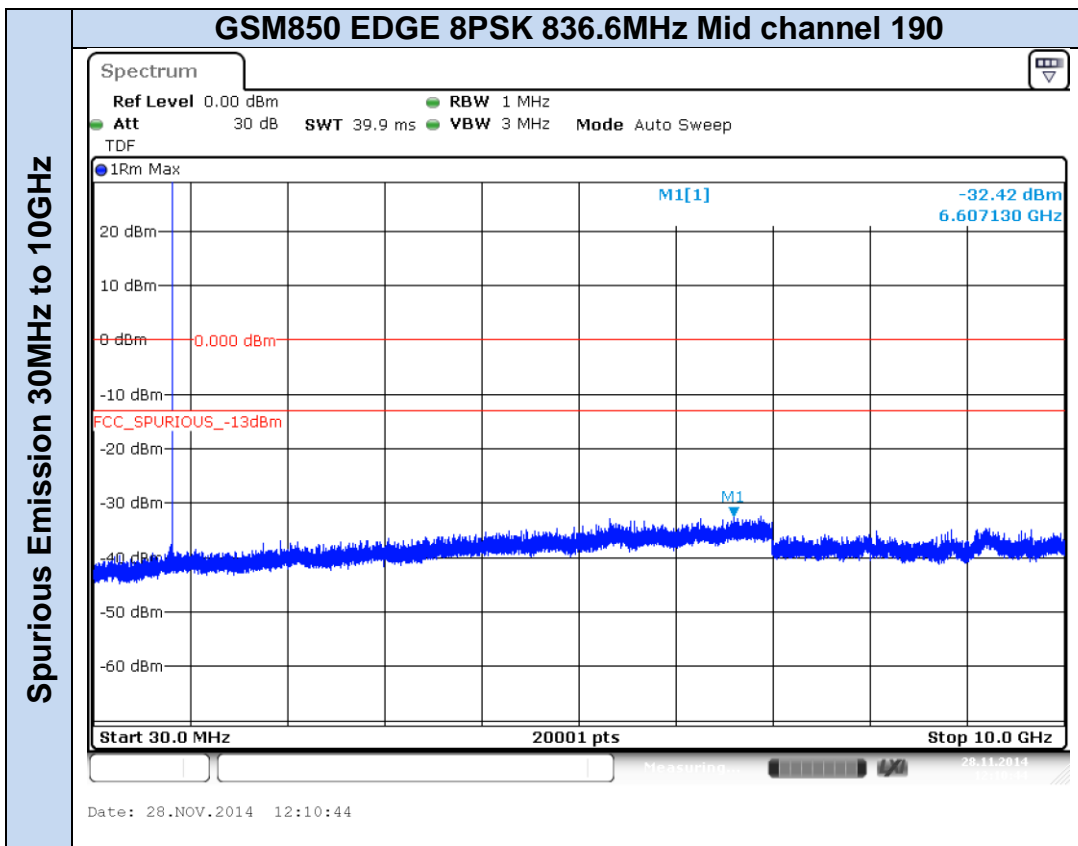
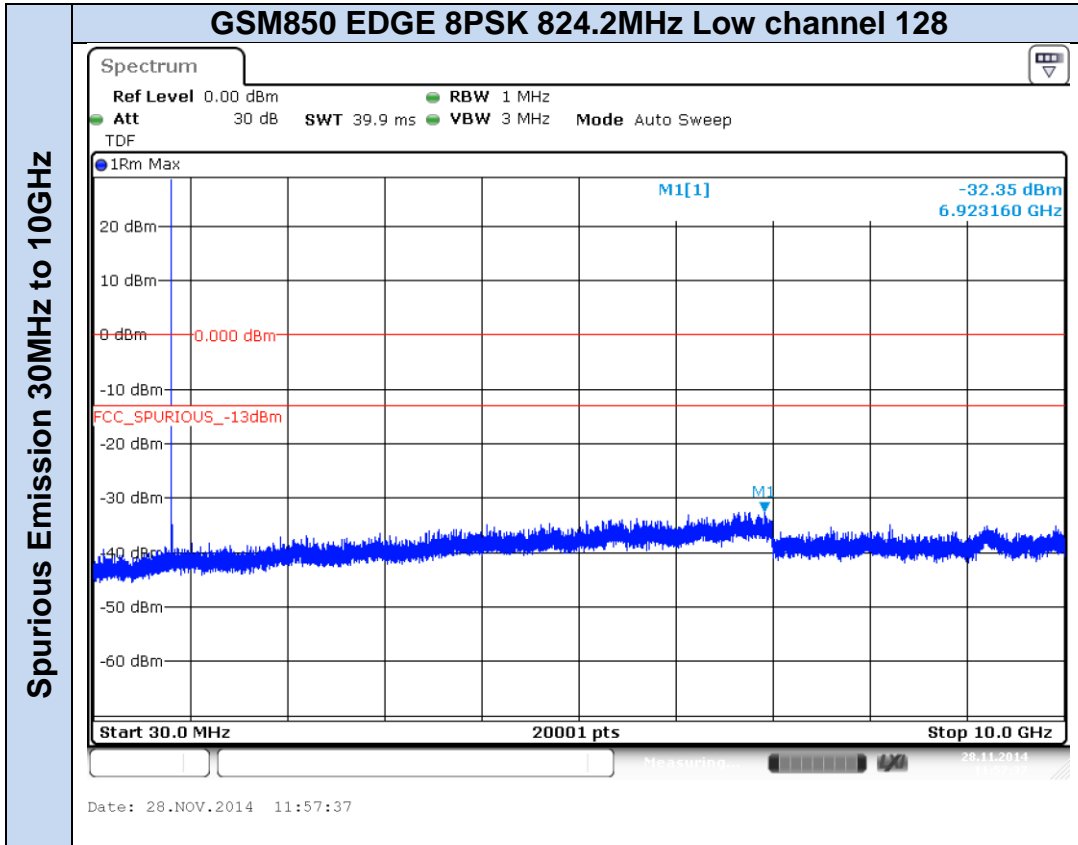
Date: 19.DEC.2014 12:18:38

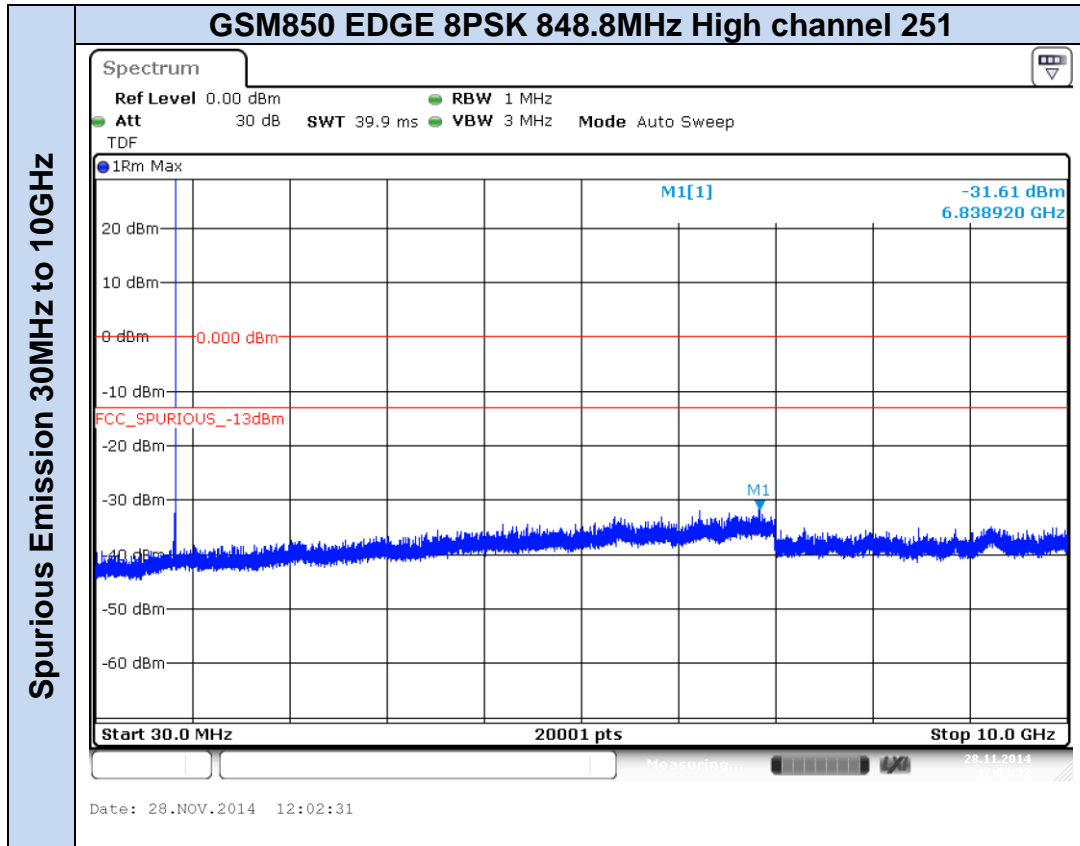
Spurious emission results

GSM 850

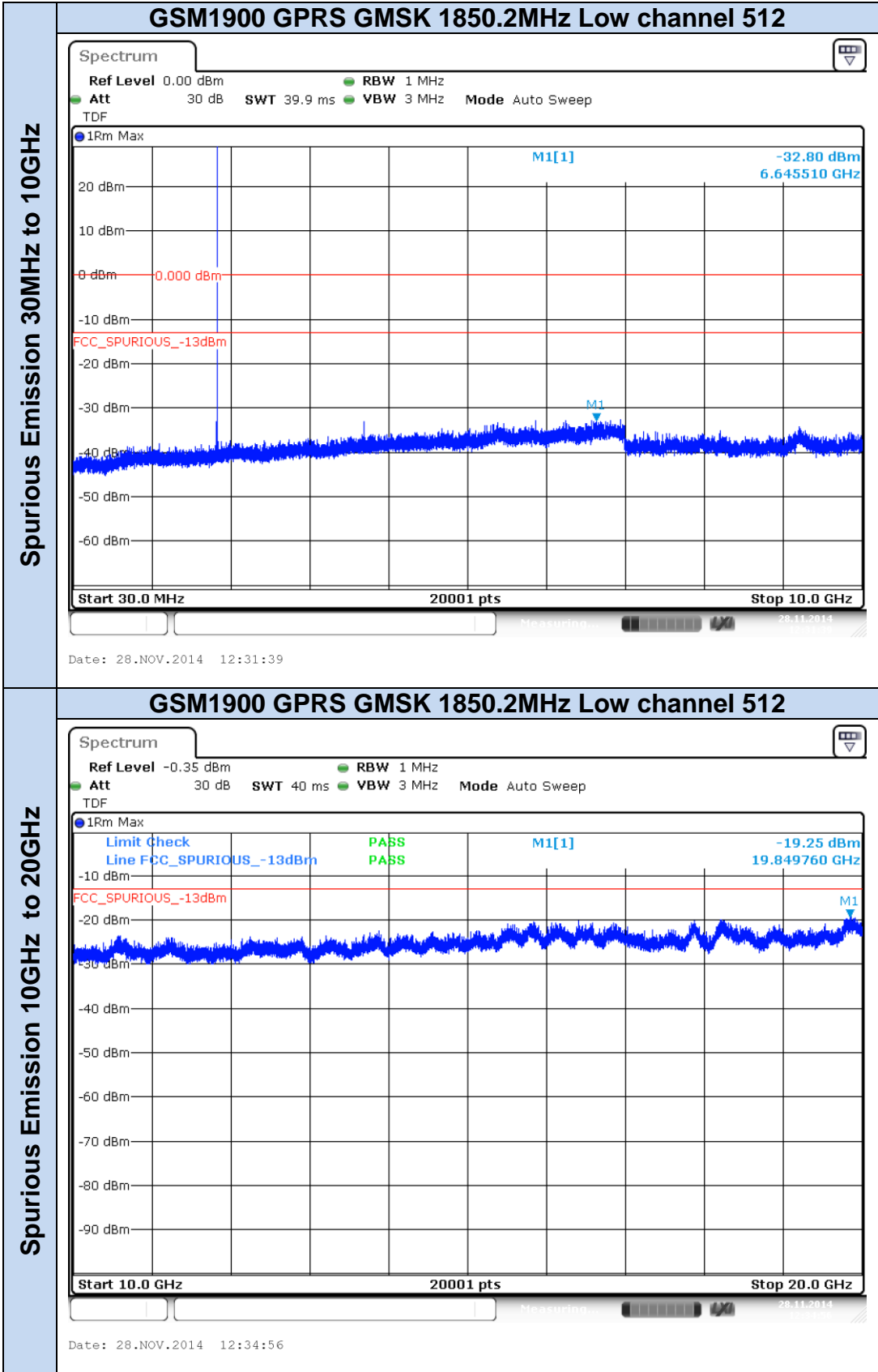


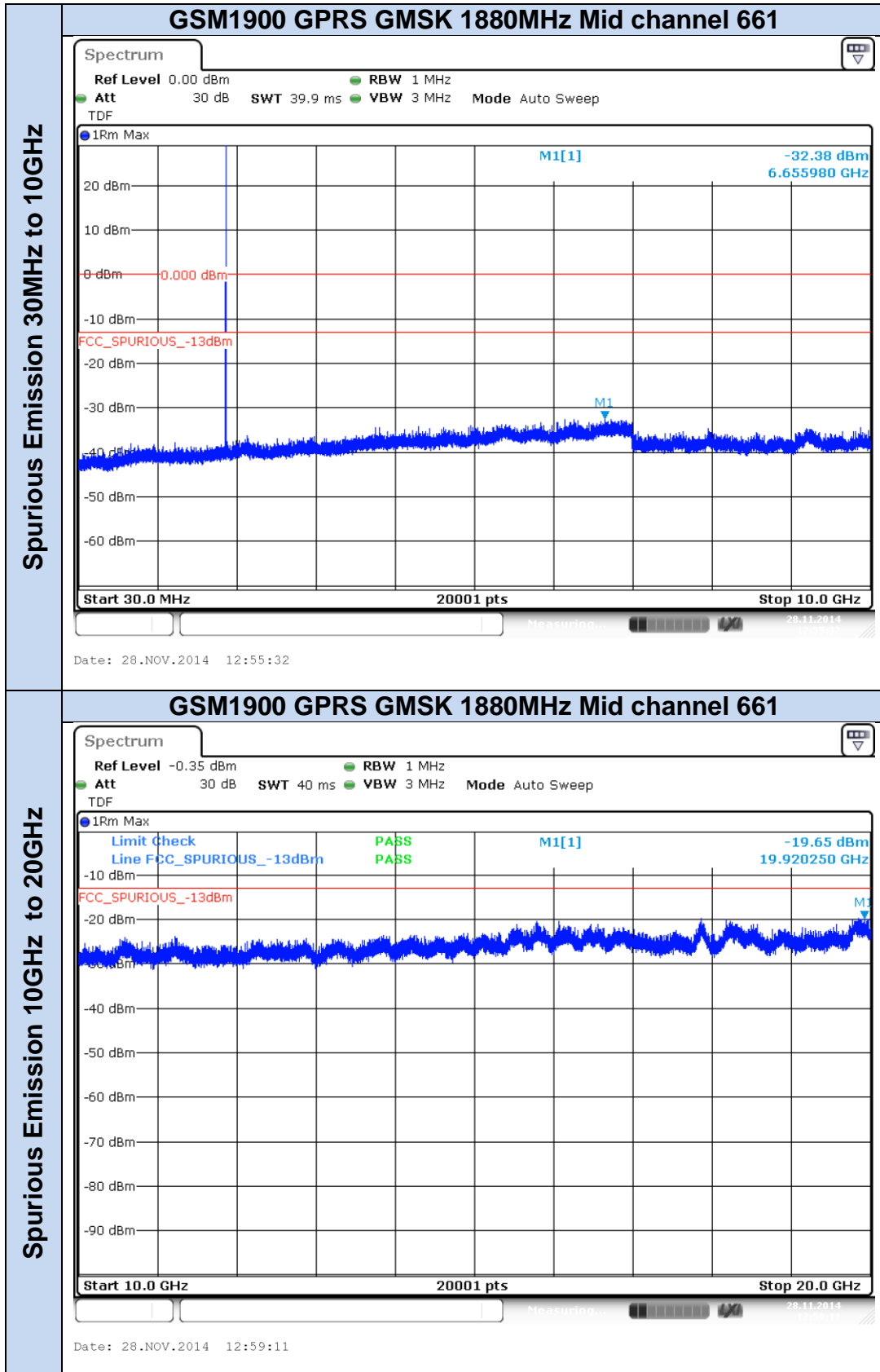


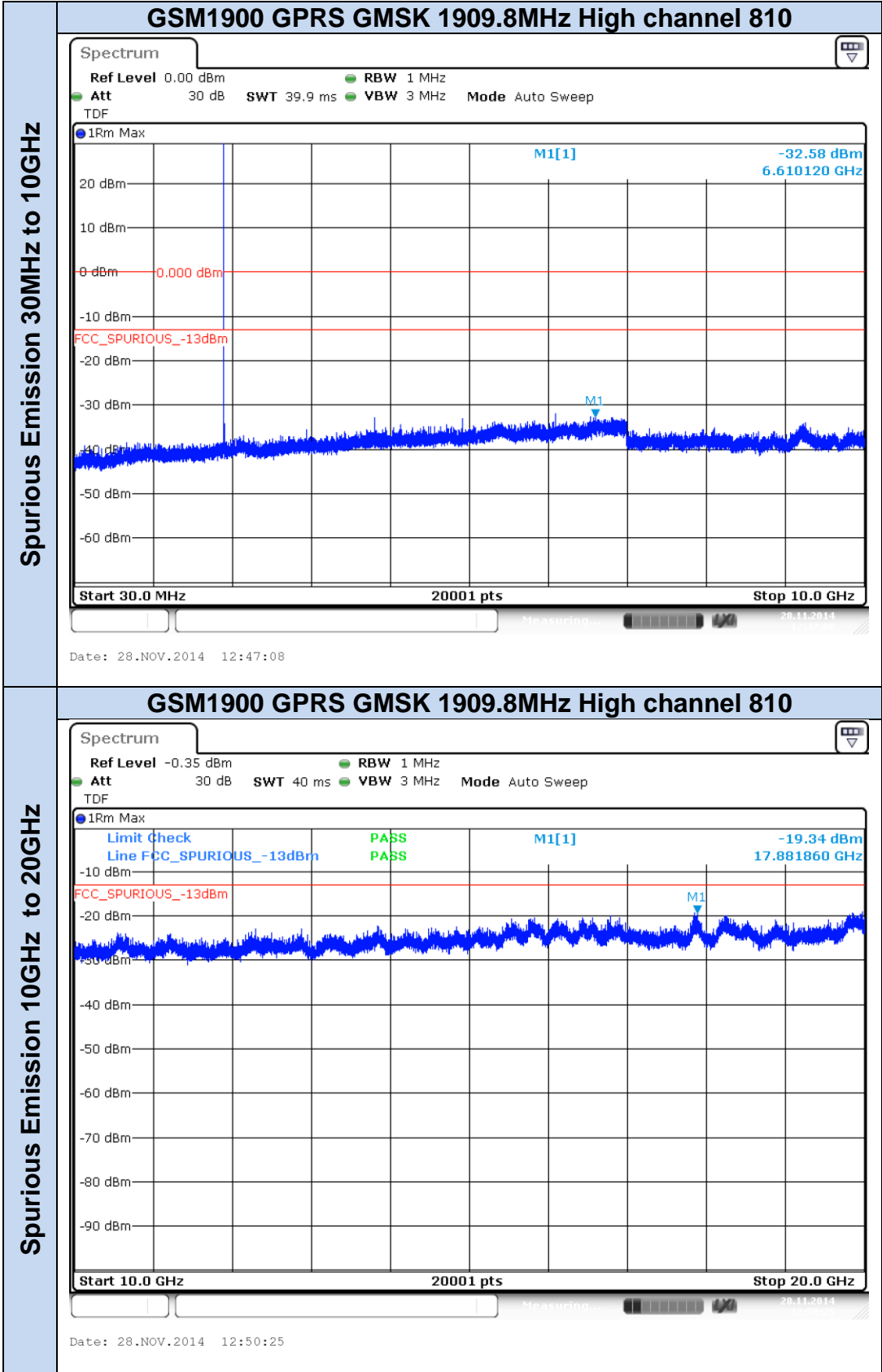


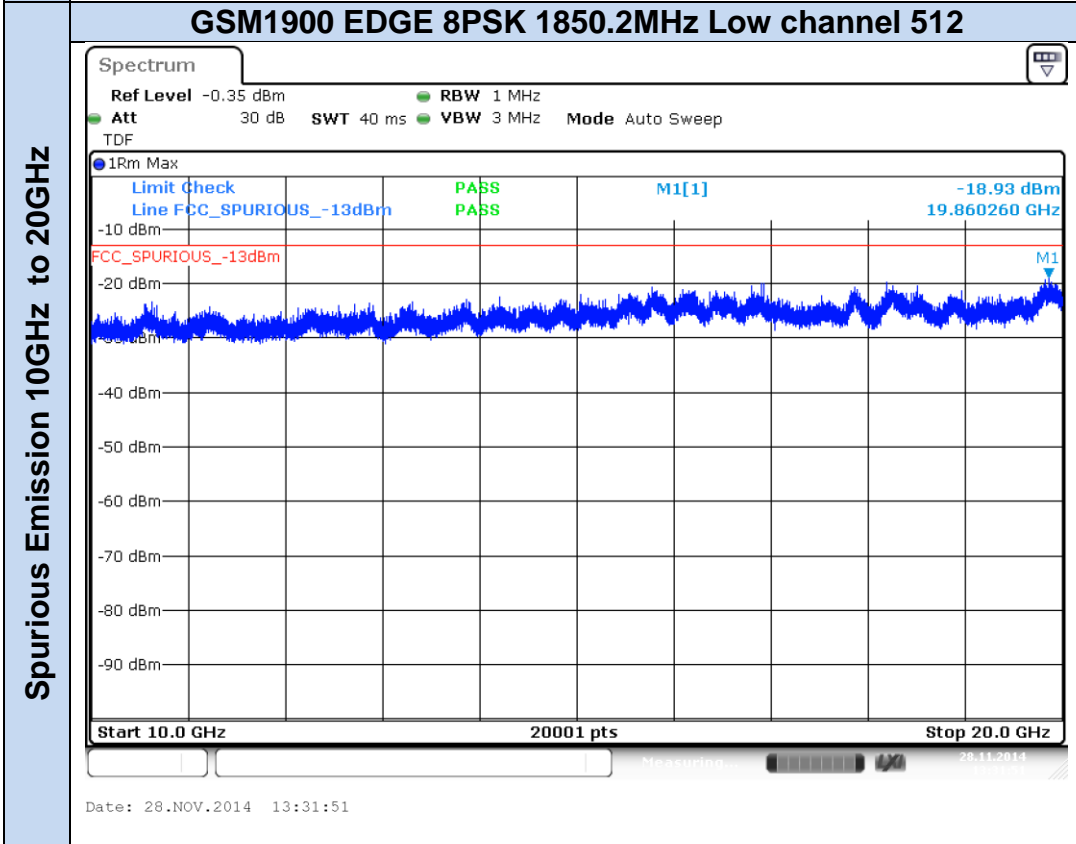
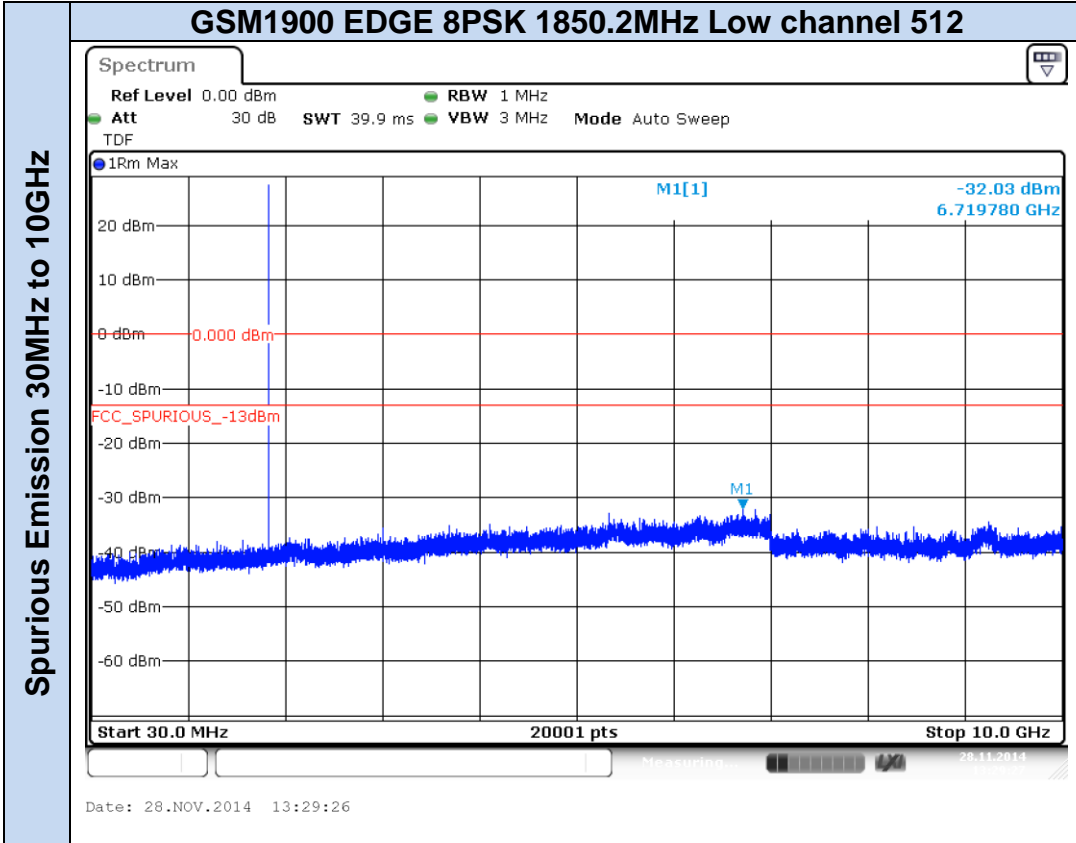


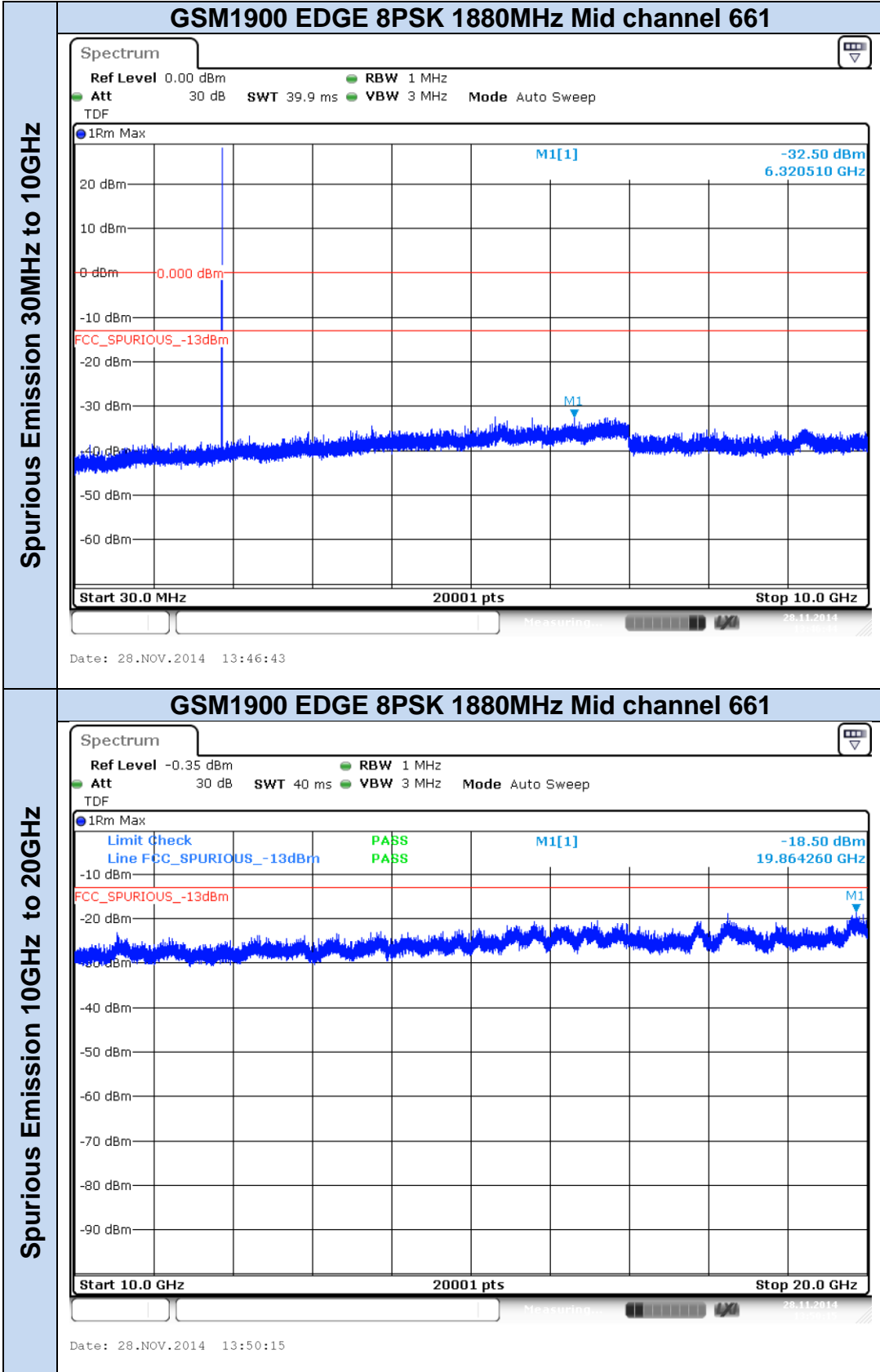
GSM 1900

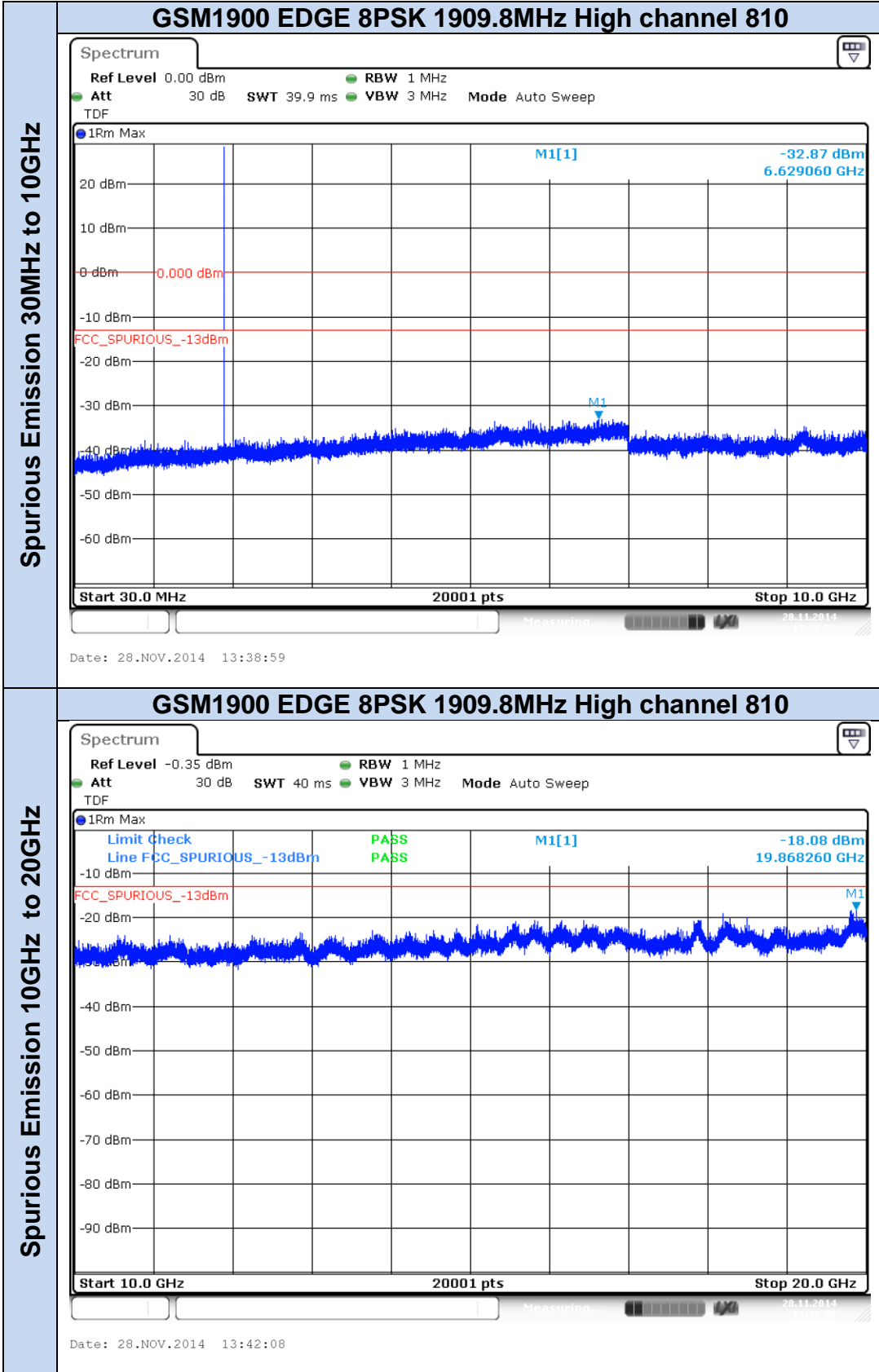




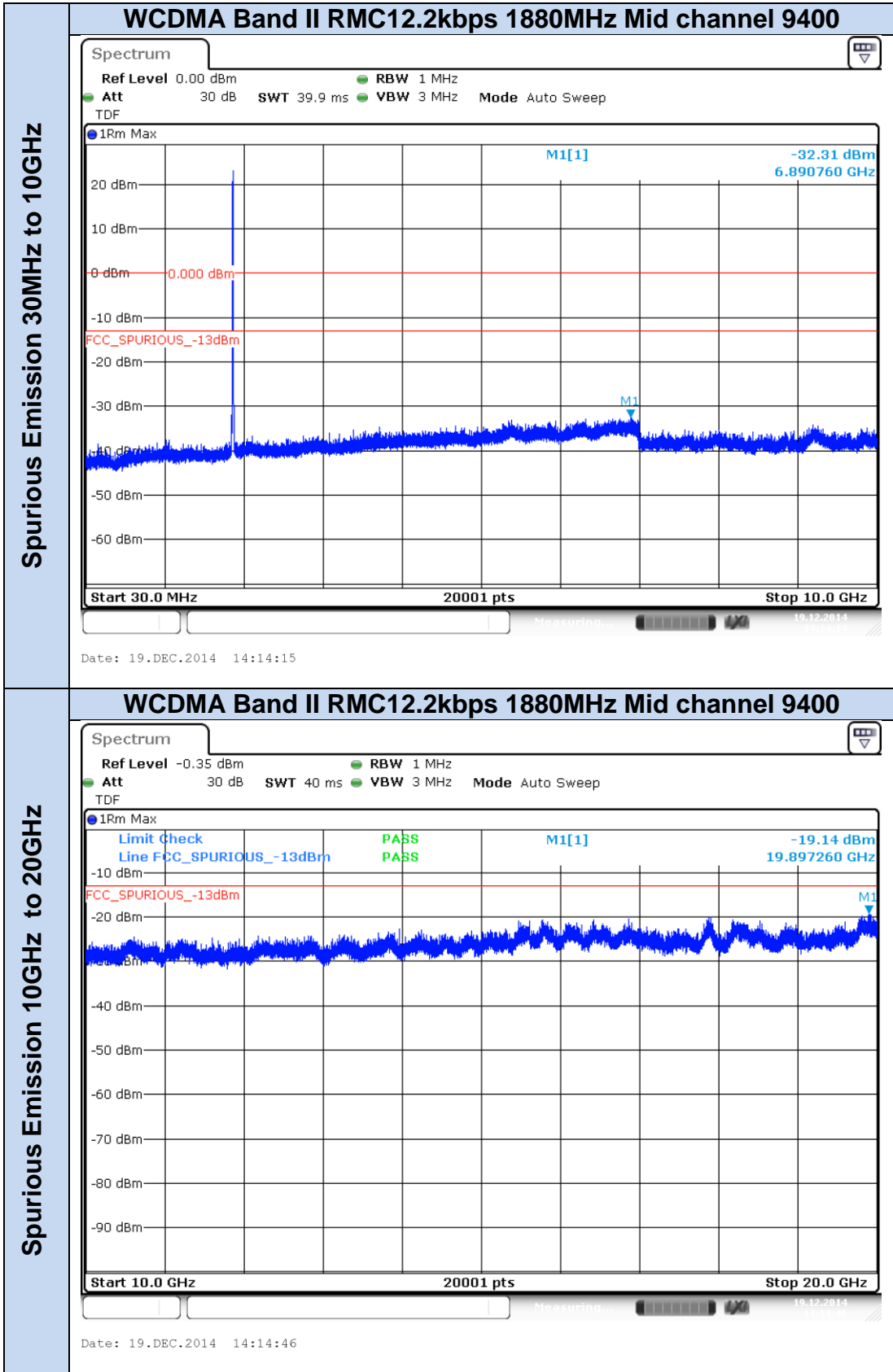


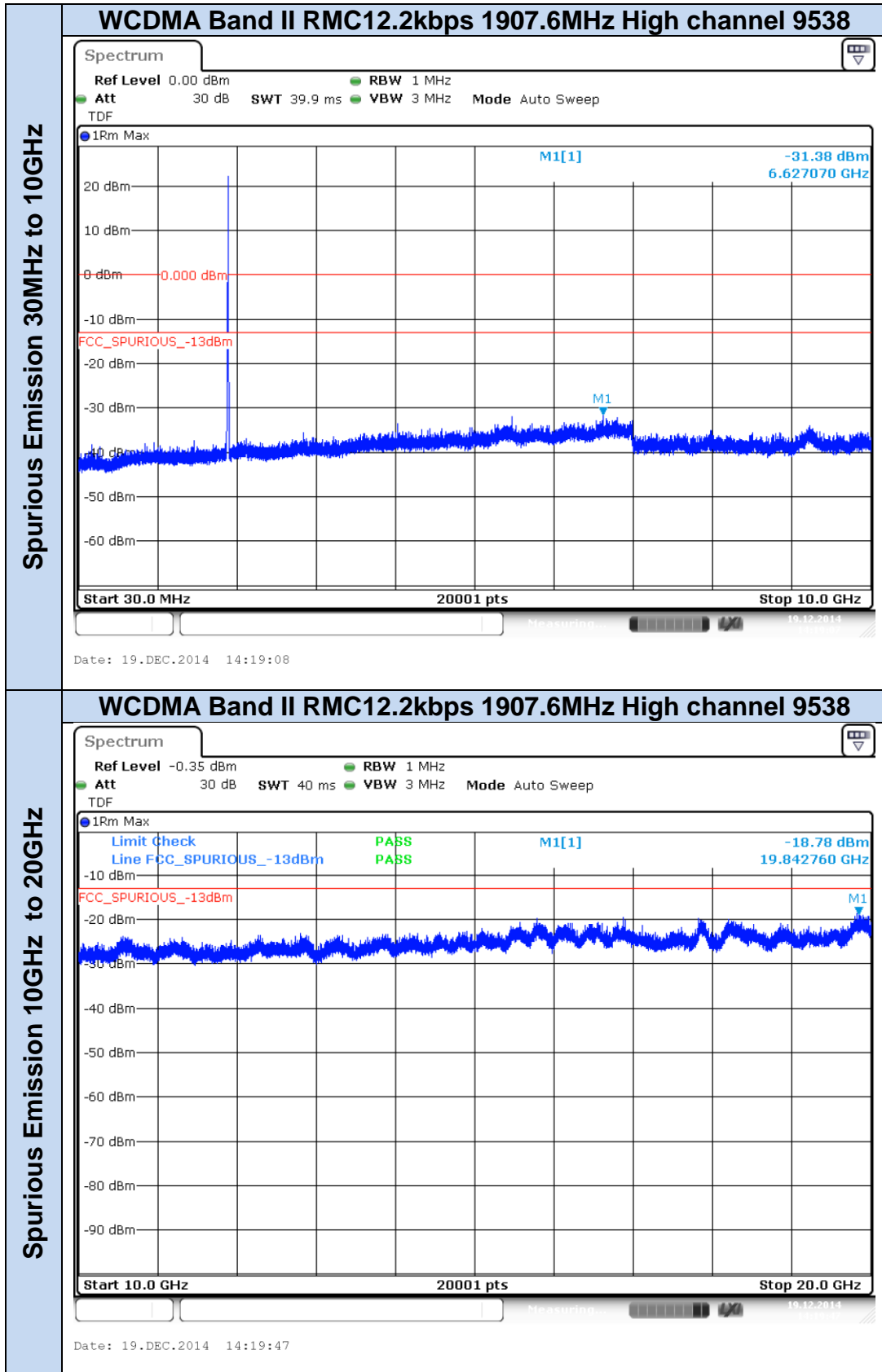




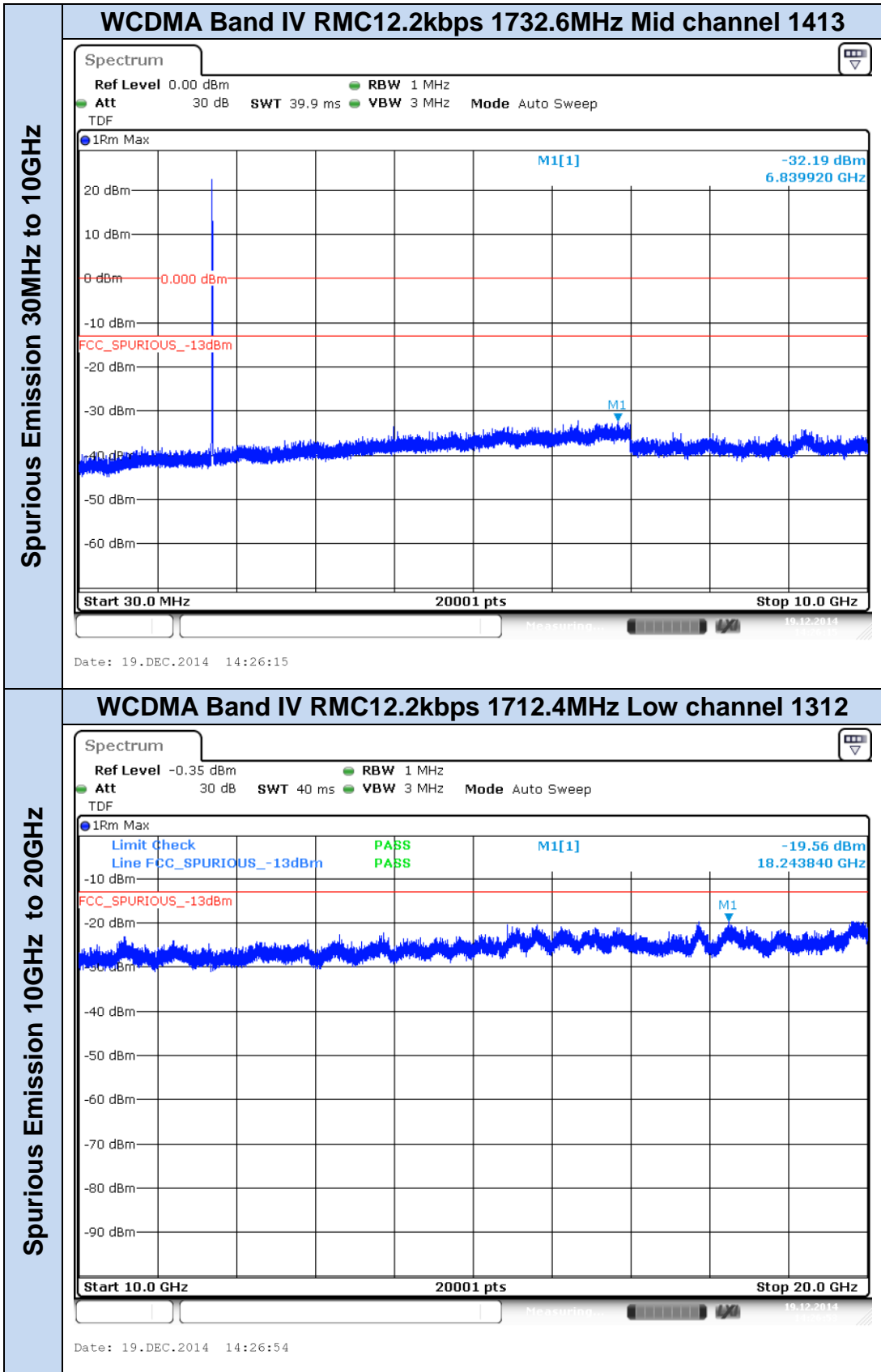


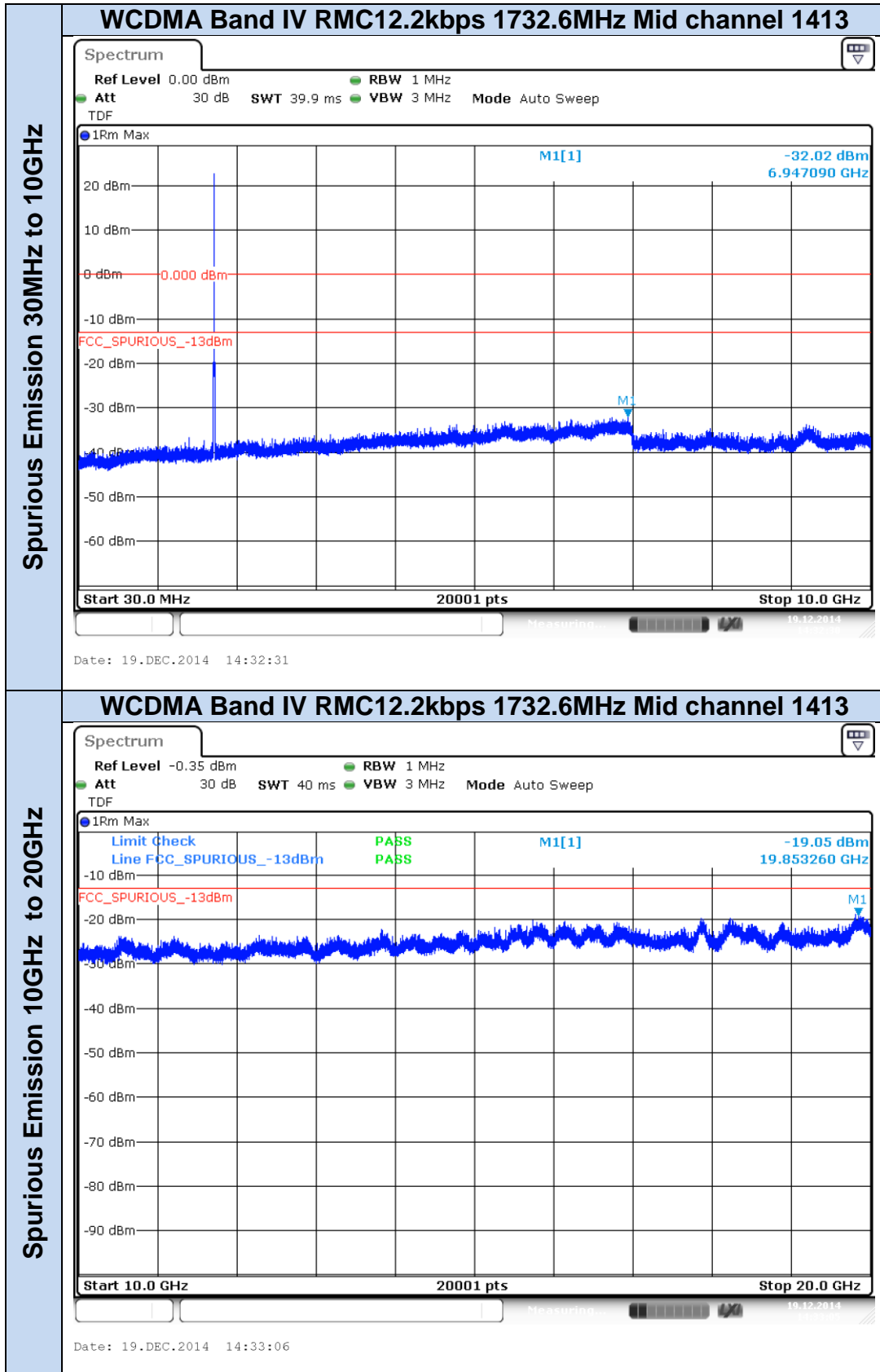
WCDMA Band II

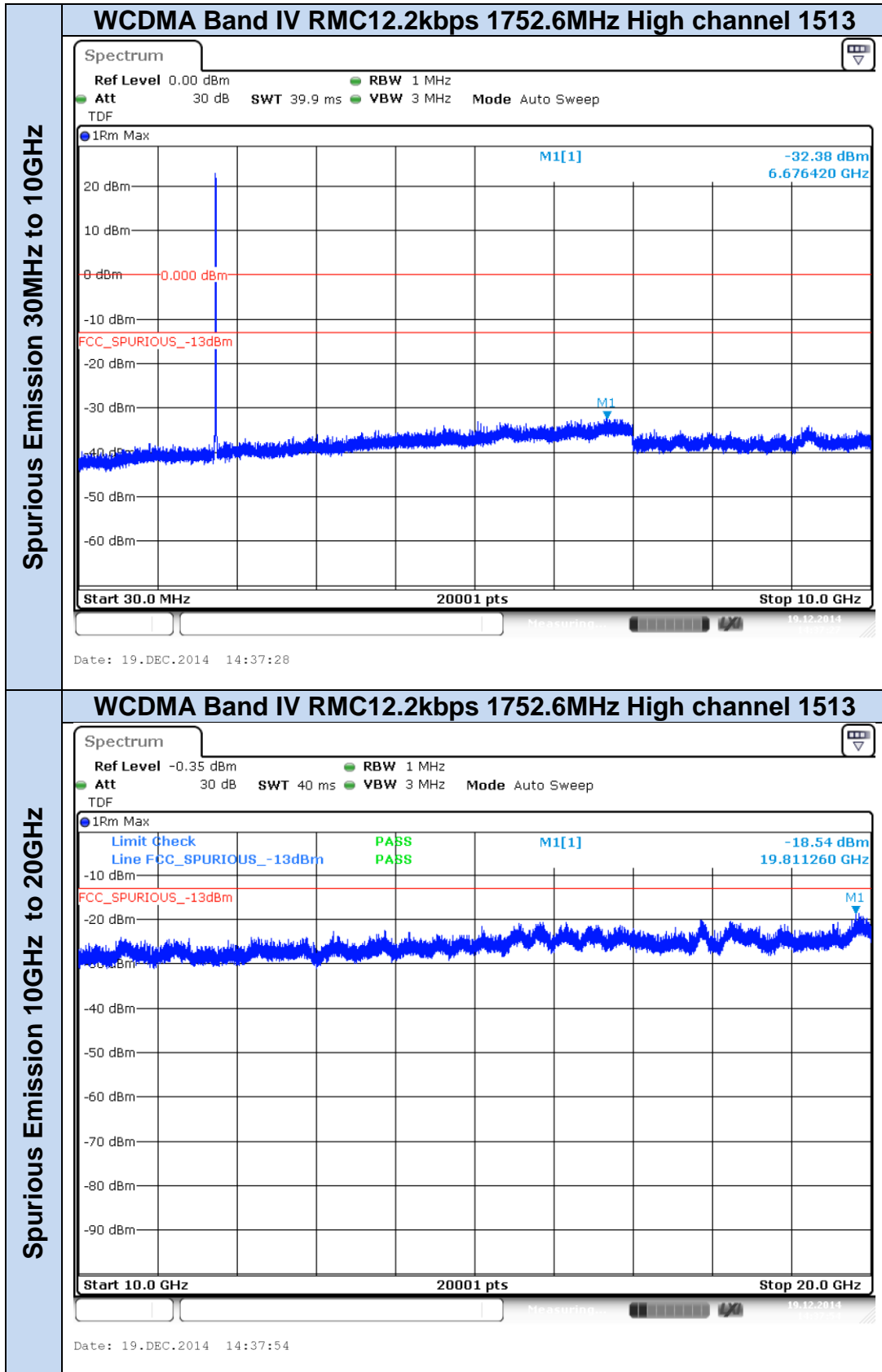




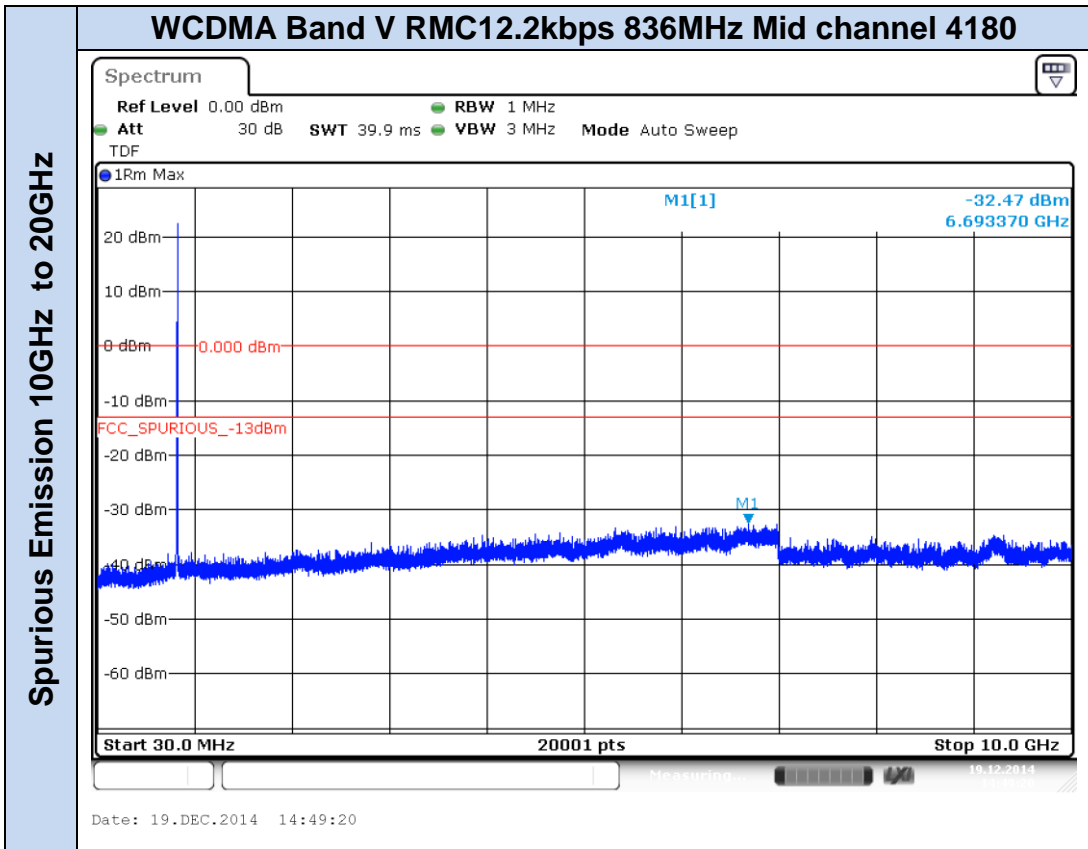
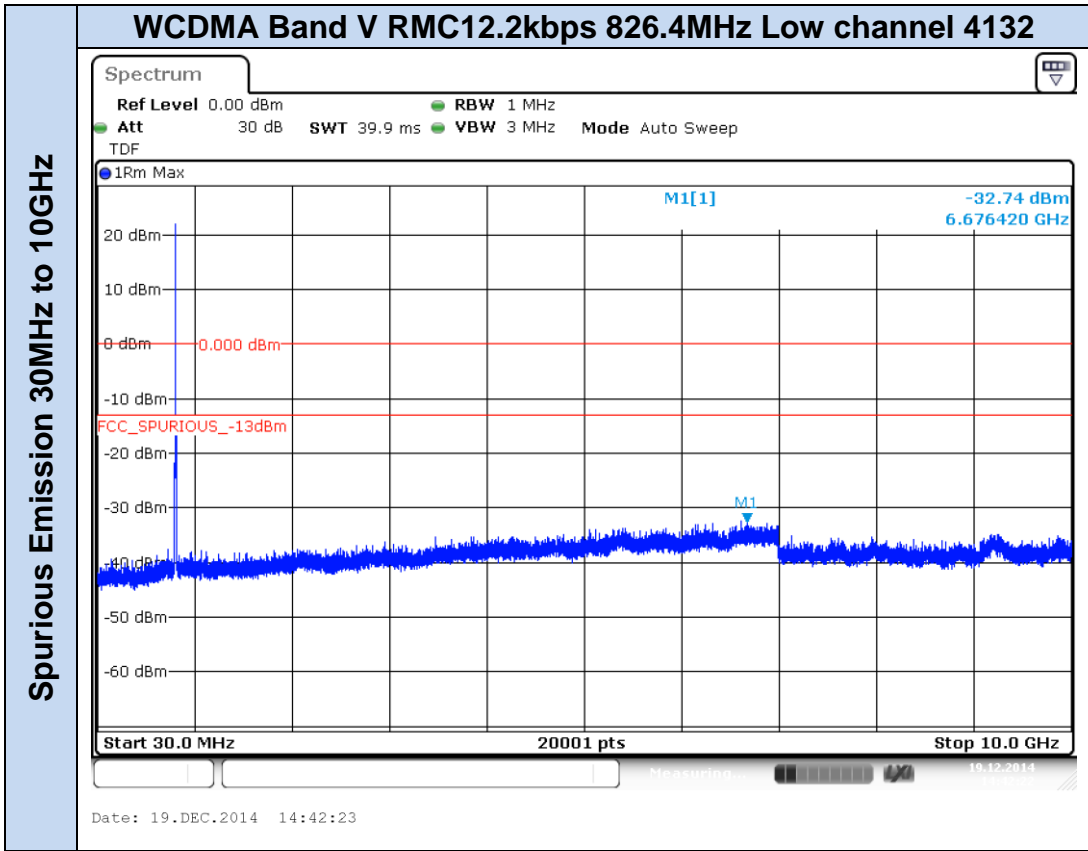
WCDMA Band IV

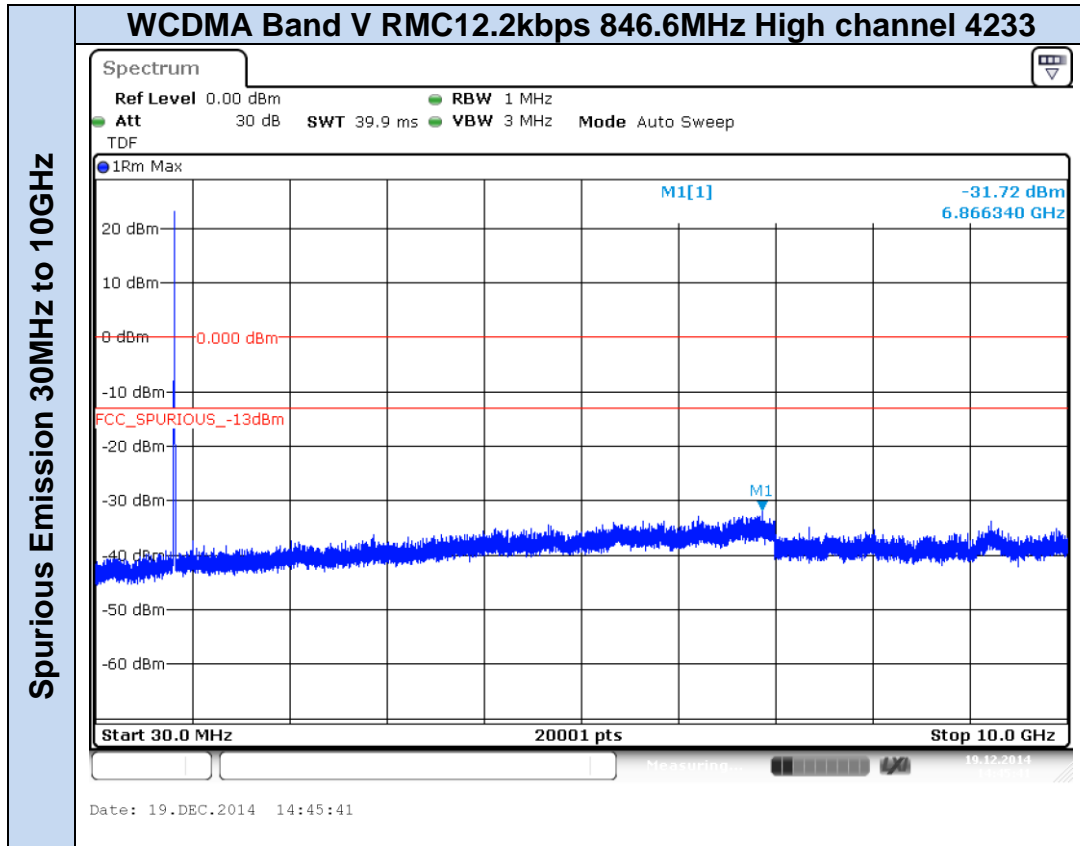






WCDMA Band V





B.2.5 Radiated spurious emission

Standard references

BAND	FCC part	RSS part	Limits
PCS 1900, WCDMA 2	2.1051, 24.238	133-ch6.5.1	The power of any emission outside of the authorized operating frequency ranges must be attenuated below the transmitting power (P) by a factor of at least $43 + 10 \log(P)$ dB.
WCDMA 4	2.1051, 27.53	139-ch.6.5, 199-ch.4.5	The power of any emission outside a licensee's frequency block shall be attenuated below the transmitter power (P) in watts by at least $43 + 10 \log_{10}(P)$ dB.
GSM 850, WCDMA 5	2.1051, 22.917	132-ch.5.5	The power of any emission outside of the authorized operating frequency ranges must be attenuated below the transmitting power (P) by a factor of at least $43 + 10 \log(P)$ dB.

Test procedure

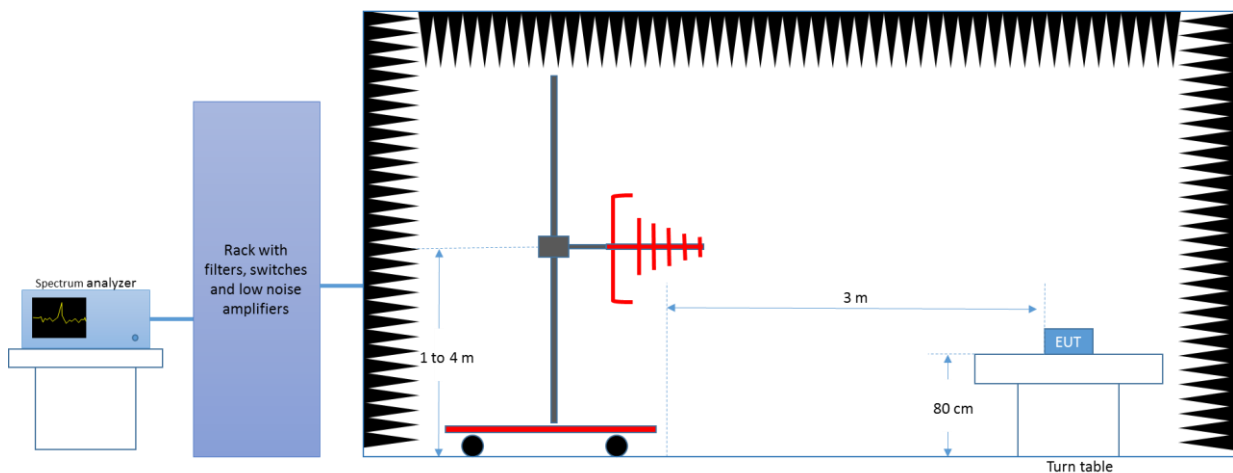
The setup below was used to measure the radiated spurious emissions. The test was done following the FCC OET KDB 971168 D01 v02r02 § 7.

Depending of the frequency range and bands being tested, different antennas and filters were used.

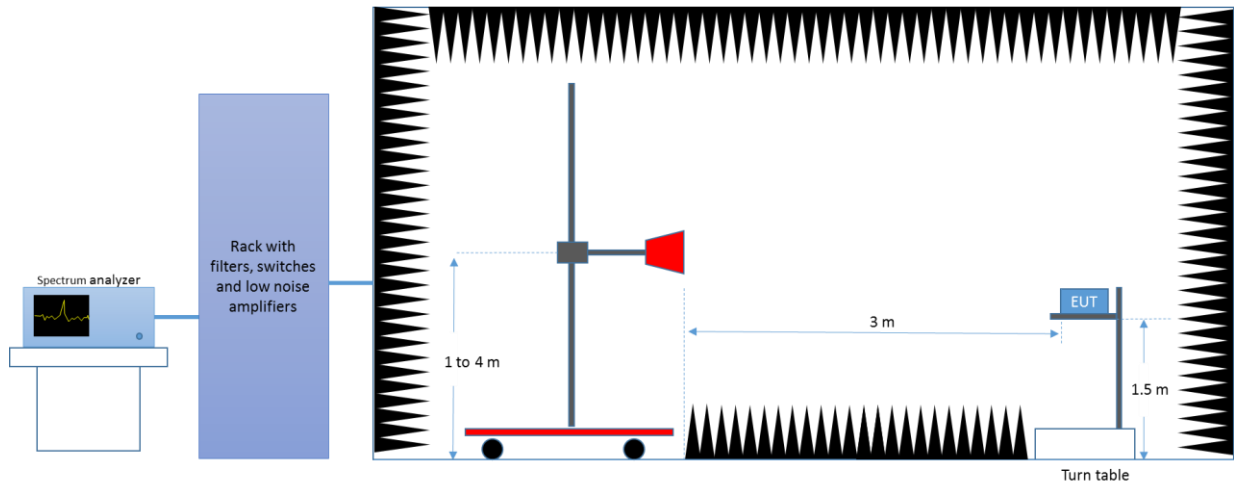
The final measurement is done by varying the antenna height from 1 to 4 meters, the EUT azimuth over 360° and for both Vertical and Horizontal polarizations.

The radiated spurious emission was measured on the worst case configuration selected from the chapter B.2.1 and on the low, middle and high channel.

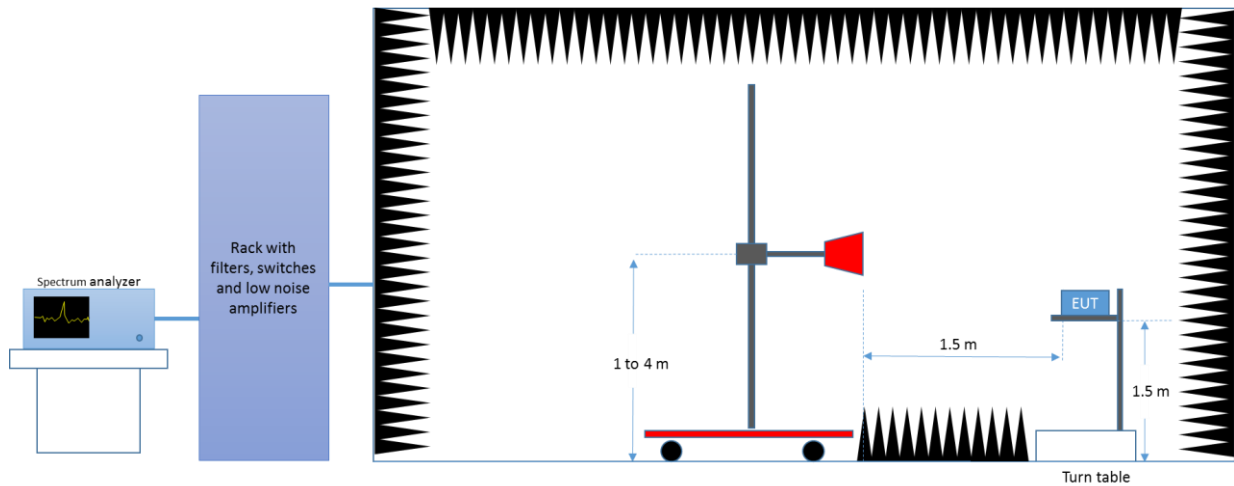
Radiated Setup < 1GHz



Radiated Setup Frequency range 1 GHz to 18 GHz



Radiated Setup > 18GHz



Test Results – GSM850

Radiated measurement from 30MHz to 1GHz

GSM850 GPRS/GMSK Low channel 128

Frequency	MaxPeak	RMS	Bandwidth	Height	Pol	Azimuth	Corr.
MHz	dBm	dBm	kHz	cm		deg	dB
674.334231	-35.68	---	100.000	210.1	H	348.0	-63.9
674.912693	---	-46.11	100.000	131.1	H	64.0	-63.8
869.209615	-34.60	---	100.000	132.1	H	160.0	-68.2
869.261923	---	-41.12	100.000	128.1	H	128.0	-68.2

GSM850 GPRS/GMSK Mid channel 190

Frequency	MaxPeak	RMS	Bandwidth	Height	Pol	Azimuth	Corr.
MHz	dBm	dBm	kHz	cm		deg	dB
772.802692	---	-46.95	100.000	132.1	V	212.0	-64.7
774.303847	-36.80	---	100.000	132.2	V	37.0	-64.4
881.589615	-35.27	---	100.000	113.2	H	120.0	-65.8
881.660769	---	-37.80	100.000	131.1	H	254.0	-65.8
897.688462	---	-44.24	100.000	399.8	H	23.0	-62.0
901.908077	-33.83	---	100.000	399.8	H	90.0	-61.8

GSM850 GPRS/GMSK High channel 251

Frequency	MaxPeak	RMS	Bandwidth	Height	Pol	Azimuth	Corr.
MHz	dBm	dBm	kHz	cm		deg	dB
772.457307	-37.26	---	100.000	309.2	V	334.0	-64.8
774.940385	---	-46.28	100.000	242.1	V	286.0	-64.2
893.728462	-30.55	---	100.000	260.1	H	323.0	-63.0
893.872308	---	-83.39	100.000	112.2	H	316.0	-107.0

GSM850 EDGE/8PSK Low channel 128

Frequency	MaxPeak	RMS	Bandwidth	Height	Pol	Azimuth	Corr.
MHz	dBm	dBm	kHz	cm		deg	dB
673.318462	-36.75	---	100.000	335.1	H	14.0	-64.1
675.712693	---	-46.34	100.000	146.1	H	178.0	-63.9
899.706153	---	-43.50	100.000	174.1	H	337.0	-61.6
903.180769	-33.33	---	100.000	273.1	H	330.0	-62.0

GSM850 EDGE/8PSK Mid channel 190

Frequency	MaxPeak	RMS	Bandwidth	Height	Pol	Azimuth	Corr.
MHz	dBm	dBm	kHz	cm		deg	dB
674.010385	-36.16	---	100.000	258.1	H	277.0	-64.0
674.933077	---	-46.14	100.000	308.2	H	182.0	-63.8
881.620770	-34.03	---	100.000	113.2	H	210.0	-65.8
881.681923	---	-38.16	100.000	127.2	H	228.0	-65.8
900.197308	---	-43.54	100.000	389.1	H	54.0	-61.5
903.380000	-33.47	---	100.000	352.1	H	124.0	-62.0

GSM850 EDGE/8PSK High channel 251

Frequency	MaxPeak	RMS	Bandwidth	Height	Pol	Azimuth	Corr.
MHz	dBm	dBm	kHz	cm		deg	dB
775.042307	---	-46.41	100.000	322.1	V	4.0	-64.2
775.080000	-36.53	---	100.000	247.2	V	346.0	-64.2
893.839231	-29.56	---	100.000	127.2	H	1.0	-62.9
893.873846	---	-35.39	100.000	127.1	H	260.0	-62.9

Radiated measurement from 1GHz to 6.4 GHz
GSM850 GPRS/GMSK Low channel 128

Frequency	MaxPeak	RMS	Bandwidth	Height	Pol	Azimuth	Corr.
MHz	dBm	dBm	kHz	cm		deg	dB
6368.257143	---	-50.69	1000.000	100.2	V	2.0	-88.9
6386.585791	-38.90	---	1000.000	176.2	V	1.0	-88.9

GSM850 GPRS/GMSK Mid channel 190

Frequency	MaxPeak	RMS	Bandwidth	Height	Pol	Azimuth	Corr.
MHz	dBm	dBm	kHz	cm		deg	dB
1770.860714	---	-64.65	1000.000	248.1	V	163.0	-104.2
1771.878571	-53.02	---	1000.000	253.1	V	131.0	-104.2
5849.667857	-56.73	---	1000.000	198.1	V	317.0	-107.0
5859.603571	---	-51.24	1000.000	307.2	V	241.0	-89.9

GSM850 GPRS/GMSK High channel 251

Frequency	MaxPeak	RMS	Bandwidth	Height	Pol	Azimuth	Corr.
MHz	dBm	dBm	kHz	cm		deg	dB
6230.478571	-39.41	---	1000.000	100.2	V	3.0	-89.1
6231.514286	---	-50.91	1000.000	274.9	V	170.0	-89.1

GSM850 EDGE/8PSK Low channel 128

Frequency	MaxPeak	RMS	Bandwidth	Height	Pol	Azimuth	Corr.
MHz	dBm	dBm	kHz	cm		deg	dB
5625.303571	-39.76	---	1000.000	274.8	V	219.0	-90.1
5625.939285	---	-51.35	1000.000	175.1	V	252.0	-90.1

GSM850 EDGE/8PSK Mid channel 190

Frequency	MaxPeak	RMS	Bandwidth	Height	Pol	Azimuth	Corr.
MHz	dBm	dBm	kHz	cm		deg	dB
1772.000000	---	-64.69	1000.000	100.2	V	226.0	-104.2
1772.760714	-53.01	---	1000.000	227.1	V	332.0	-104.2
6373.325000	-38.54	---	1000.000	175.2	V	22.0	-88.9
6375.050000	---	-50.65	1000.000	226.1	V	14.0	-88.9

GSM850 EDGE/8PSK High channel 251

Frequency	MaxPeak	RMS	Bandwidth	Height	Pol	Azimuth	Corr.
MHz	dBm	dBm	kHz	cm		deg	dB
1775.871429	-54.76	---	1000.000	301.1	H	168.0	-105.9
1789.178572	---	-66.19	1000.000	400.0	H	0.0	-105.8
6220.871429	-39.09	---	1000.000	399.8	V	313.0	-89.2
6232.471429	---	-50.84	1000.000	100.1	V	306.0	-89.1

Radiated measurement from 6.4GHz to 18GHz
GSM850 GPRS/GMSK Low channel 128

Frequency	MaxPeak	RMS	Bandwidth	Height	Pol	Azimuth	Corr.
MHz	dBm	dBm	kHz	cm		deg	dB
6594.752941	-38.38	---	1000.000	219.1	V	182.0	-100.2
6595.300000	---	-60.52	1000.000	218.1	V	178.0	-100.2

GSM850 GPRS/GMSK Mid channel190

Frequency	MaxPeak	RMS	Bandwidth	Height	Pol	Azimuth	Corr.
MHz	dBm	dBm	kHz	cm		deg	dB
17997.819585	---	-53.24	1000.000	100.2	V	20.0	-84.3
17998.224585	-41.67	---	1000.000	253.2	H	161.0	-85.0

GSM850 GPRS/GMSK High channel 251

Frequency	MaxPeak	RMS	Bandwidth	Height	Pol	Azimuth	Corr.
MHz	dBm	dBm	kHz	cm		deg	dB
17488.223529	-42.10	---	1000.000	268.2	H	4.0	-88.0
17494.852941	---	-53.15	1000.000	351.1	V	6.0	-87.3

GSM850 EDGE/8PSK Low channel 128

Frequency	MaxPeak	RMS	Bandwidth	Height	Pol	Azimuth	Corr.
MHz	dBm	dBm	kHz	cm		deg	dB
6585.429412	-50.89	---	1000.000	360.1	V	264.0	-100.2
6593.005882	---	-50.01	1000.000	194.1	V	178.0	-100.2

GSM850 EDGE/8PSK Mid channel 190

Frequency	MaxPeak	RMS	Bandwidth	Height	Pol	Azimuth	Corr.
MHz	dBm	dBm	kHz	cm		deg	dB
6690.805883	---	-63.03	1000.000	100.2	V	10.0	-100.1
6691.547059	-52.20	---	1000.000	120.1	V	168.0	-100.1

GSM850 EDGE/8PSK High channel 251

Frequency	MaxPeak	RMS	Bandwidth	Height	Pol	Azimuth	Corr.
MHz	dBm	dBm	kHz	cm		deg	dB
17985.935294	-40.61	---	1000.000	240.2	V	238.0	-84.6
17999.959308	---	-52.71	1000.000	234.1	V	194.0	-84.3

Test Results – GSM1900
Radiated measurement from 30MHz to 1GHz

GSM1900 GPRS/GMSK Low channel 512

Frequency	MaxPeak	RMS	Bandwidth	Height	Pol	Azimuth	Corr.
MHz	dBm	dBm	kHz	cm		deg	dB
78.641666	---	-66.18	1000.000	134.1	V	3.0	-106.3
78.754166	-51.78	---	1000.000	182.2	V	313.0	-106.3

GSM1900 GPRS/GMSK Mid channel 661

Frequency	MaxPeak	RMS	Bandwidth	Height	Pol	Azimuth	Corr.
MHz	dBm	dBm	kHz	cm		deg	dB
624.807692	-54.53	---	1000.000	300.0	H	64.0	-94.8
625.000000	---	-64.80	1000.000	300.0	H	134.0	-94.8

GSM1900 GPRS/GMSK High channel 810

Frequency	MaxPeak	RMS	Bandwidth	Height	Pol	Azimuth	Corr.
MHz	dBm	dBm	kHz	cm		deg	dB
625.961539	---	-64.89	1000.000	100.0	H	24.0	-94.9
628.461539	-53.40	---	1000.000	300.0	H	31.0	-95.3

GSM1900 EDGE/8PSK Low channel 512

Frequency	MaxPeak	RMS	Bandwidth	Height	Pol	Azimuth	Corr.
MHz	dBm	dBm	kHz	cm		deg	dB
78.370833	---	-64.62	1000.000	100.0	V	0.0	-106.3
78.958333	-51.06	---	1000.000	100.0	V	345.0	-106.4

GSM1900 EDGE/8PSK Mid channel 661

Frequency	MaxPeak	RMS	Bandwidth	Height	Pol	Azimuth	Corr.
MHz	dBm	dBm	kHz	cm		deg	dB
78.958333	---	-64.55	1000.000	100.0	V	28.0	-106.4
79.741667	-45.06	---	1000.000	100.0	V	48.0	-106.4

GSM1900 EDGE/8PSK High channel 810

Frequency	MaxPeak	RMS	Bandwidth	Height	Pol	Azimuth	Corr.
MHz	dBm	dBm	kHz	cm		deg	dB
625.192308	-54.03	---	1000.000	100.0	H	202.0	-94.8
625.576923	---	-64.88	1000.000	300.0	H	58.0	-94.8

GSM1900 GPRS/GMSK Low channel 512

Frequency	MaxPeak	RMS	Bandwidth	Height	Pol	Azimuth	Corr.
MHz	dBm	dBm	kHz	cm		deg	dB
1930.258334	---	-45.37	1000.000	100.2	V	278.0	-60.1
1930.337500	-39.83	---	1000.000	143.1	V	231.0	-60.1
3701.129167	-44.22	---	1000.000	244.1	H	257.0	-97.0
3707.866667	---	-57.77	1000.000	245.1	H	83.0	-96.9
5543.879166	---	-55.24	1000.000	190.1	H	1.0	-93.9
5553.983333	-42.85	---	1000.000	145.1	H	359.0	-94.0

GSM1900 GPRS/GMSK Mid channel 661

Frequency	MaxPeak	RMS	Bandwidth	Height	Pol	Azimuth	Corr.
MHz	dBm	dBm	kHz	cm		deg	dB
1765.978948	---	-65.63	1000.000	237.1	V	0.0	-105.2
1767.494737	-53.76	---	1000.000	236.1	V	302.0	-105.2
1960.021053	---	-45.66	1000.000	122.2	V	318.0	-103.2
1960.115789	-43.61	---	1000.000	171.1	V	302.0	-103.2
5639.415790	---	-41.08	1000.000	251.1	V	217.0	-92.7
5639.694737	-31.51	---	1000.000	249.1	V	217.0	-92.7

GSM1900 GPRS/GMSK High channel 810

Frequency	MaxPeak	RMS	Bandwidth	Height	Pol	Azimuth	Corr.
MHz	dBm	dBm	kHz	cm		deg	dB
1775.087500	-45.34	---	1000.000	100.2	V	162.0	-61.4
1775.458333	---	-57.01	1000.000	224.8	V	103.0	-61.4
1989.766666	-39.53	---	1000.000	144.1	V	202.0	-59.6
1989.829167	---	-93.94	1000.000	144.2	V	199.0	-107.0
3810.758333	---	-58.28	1000.000	100.2	H	130.0	-96.9
3816.808334	-46.78	---	1000.000	120.2	H	112.0	-96.9
5728.987500	---	-44.36	1000.000	292.2	V	224.0	-92.6
5729.241666	-34.71	---	1000.000	246.1	V	218.0	-92.6

GSM1900 EDGE/8PSK Low channel 512

Frequency	MaxPeak	RMS	Bandwidth	Height	Pol	Azimuth	Corr.
MHz	dBm	dBm	kHz	cm		deg	dB
1930.158334	-38.31	---	1000.000	101.2	V	90.0	-60.1
1930.183333	---	-45.98	1000.000	145.1	V	321.0	-60.1
2993.046354	-37.38	---	1000.000	291.1	V	113.0	-55.1
2997.083680	---	-49.30	1000.000	144.1	V	13.0	-55.1

GSM1900 EDGE/8PSK Mid channel 661

Frequency	MaxPeak	RMS	Bandwidth	Height	Pol	Azimuth	Corr.
MHz	dBm	dBm	kHz	cm		deg	dB
1959.900000	-41.12	---	1000.000	340.2	H	89.0	-102.9
1960.100000	---	-47.25	1000.000	151.2	V	210.0	-103.2
6343.415789	-41.07	---	1000.000	227.1	V	21.0	-90.9
6375.131579	---	-52.63	1000.000	153.1	V	151.0	-90.7

GSM1900 EDGE/8PSK High channel 810

Frequency	MaxPeak	RMS	Bandwidth	Height	Pol	Azimuth	Corr.
MHz	dBm	dBm	kHz	cm		deg	dB
1773.991666	---	-59.05	1000.000	375.0	H	0.0	-63.4
1774.845834	-47.15	---	1000.000	374.8	H	74.0	-63.4
1989.787500	---	-46.62	1000.000	143.1	V	202.0	-59.6
1989.933333	-39.32	---	1000.000	143.1	V	268.0	-59.6
5720.745834	---	-56.73	1000.000	374.9	H	260.0	-94.9
5729.816667	-38.80	---	1000.000	143.1	V	211.0	-92.6

Radiated measurement from 6.4GHz to 18GHz
GSM1900 GPRS/GMSK Low channel 512

Frequency	MaxPeak	RMS	Bandwidth	Height	Pol	Azimuth	Corr.
MHz	dBm	dBm	kHz	cm		deg	dB
7399.952941	-39.85	---	1000.000	267.1	V	346.0	-98.4
7402.264706	---	-59.53	1000.000	268.2	V	347.0	-98.4

GSM1900 GPRS/GMSK Mid channel 661

Frequency	MaxPeak	RMS	Bandwidth	Height	Pol	Azimuth	Corr.
MHz	dBm	dBm	kHz	cm		deg	dB
7510.694117	---	-61.83	1000.000	175.1	V	190.0	-98.2
7510.788235	-50.72	---	1000.000	275.0	V	12.0	-98.2

GSM1900 GPRS/GMSK High channel 810

Frequency	MaxPeak	RMS	Bandwidth	Height	Pol	Azimuth	Corr.
MHz	dBm	dBm	kHz	cm		deg	dB
7630.905882	-53.41	---	1000.000	237.2	H	160.0	-99.2
7638.617647	---	-49.66	1000.000	213.1	H	30.0	-99.2

GSM1900 EDGE/8PSK Low channel 512

Frequency	MaxPeak	RMS	Bandwidth	Height	Pol	Azimuth	Corr.
MHz	dBm	dBm	kHz	cm		deg	dB
7391.247059	---	-61.53	1000.000	378.1	V	114.0	-98.4
7406.858823	-49.41	---	1000.000	315.1	V	160.0	-98.4

GSM1900 EDGE/8PSK Mid channel 661

Frequency	MaxPeak	RMS	Bandwidth	Height	Pol	Azimuth	Corr.
MHz	dBm	dBm	kHz	cm		deg	dB
7519.888235	-37.46	---	1000.000	167.1	V	112.0	-98.3
7520.588235	---	-46.46	1000.000	143.2	H	1.0	-99.2

GSM1900 EDGE/8PSK High channel 810

Frequency	MaxPeak	RMS	Bandwidth	Height	Pol	Azimuth	Corr.
MHz	dBm	dBm	kHz	cm		deg	dB
7637.800000	---	-58.38	1000.000	171.1	V	110.0	-98.8
7644.388235	-58.62	---	1000.000	144.1	V	63.0	-107.0
11460.305883	---	-58.08	1000.000	206.1	V	69.0	-97.3
11460.405883	-47.36	---	1000.000	182.1	V	63.0	-97.3

Radiated measurement from 18 GHz to 26GHz
GSM1900 GPRS/GMSK Low channel 512

Frequency	MaxPeak	RMS	Bandwidth	Height	Pol	Azimuth	Corr.
MHz	dBm	dBm	kHz	cm		deg	dB
18056.252381	-50.23	---	1000.000	150.0	H	316.0	-91.0
18070.428572	---	-61.48	1000.000	150.0	V	257.0	-91.0

GSM1900 GPRS/GMSK Mid channel 661

Frequency	MaxPeak	RMS	Bandwidth	Height	Pol	Azimuth	Corr.
MHz	dBm	dBm	kHz	cm		deg	dB
18080.547619	-50.07	---	1000.000	150.0	H	151.0	-91.0
18089.557143	---	-61.60	1000.000	150.0	V	63.0	-91.0

GSM1900 GPRS/GMSK High channel 810

Frequency	MaxPeak	RMS	Bandwidth	Height	Pol	Azimuth	Corr.
MHz	dBm	dBm	kHz	cm		deg	dB
18089.466666	---	-61.61	1000.000	150.0	V	30.0	-91.0
18097.990476	-49.75	---	1000.000	150.0	H	281.0	-91.0

GSM1900 EDGE/8PSK Low channel 512

Frequency	MaxPeak	RMS	Bandwidth	Height	Pol	Azimuth	Corr.
MHz	dBm	dBm	kHz	cm		deg	dB
18060.419048	-50.31	---	1000.000	150.0	V	156.0	-91.0
18064.495238	---	-61.56	1000.000	150.0	V	132.0	-91.0

GSM1900 EDGE/8PSK Mid channel 661

Frequency	MaxPeak	RMS	Bandwidth	Height	Pol	Azimuth	Corr.
MHz	dBm	dBm	kHz	cm		deg	dB
18083.709523	-49.99	---	1000.000	150.0	V	51.0	-91.0
18102.171428	---	-61.53	1000.000	150.0	H	1.0	-91.1

GSM1900 EDGE/8PSK High channel 810

Frequency	MaxPeak	RMS	Bandwidth	Height	Pol	Azimuth	Corr.
MHz	dBm	dBm	kHz	cm		deg	dB
18080.076190	-49.08	---	1000.000	150.0	V	108.0	-91.0
18080.771428	---	-61.46	1000.000	150.0	V	202.0	-91.0

Test Results – WCDMA 2

Radiated measurement from 30MHz to 1GHz

WCDMA 2 Low channel 9262

Frequency	MaxPeak	RMS	Bandwidth	Height	Pol	Azimuth	Corr.
MHz	dBm	dBm	kHz	cm		deg	dB
625.576923	-54.54	---	1000.000	100.0	H	0.0	-94.8
627.692308	---	-65.31	1000.000	300.0	H	0.0	-95.2

WCDMA 2 Mid channel 9400

Frequency	MaxPeak	RMS	Bandwidth	Height	Pol	Azimuth	Corr.
MHz	dBm	dBm	kHz	cm		deg	dB
624.423077	---	-64.82	1000.000	300.0	H	0.0	-94.9
625.384615	-55.33	---	1000.000	300.0	H	0.0	-94.8

WCDMA 2 High channel 9538

Frequency	MaxPeak	RMS	Bandwidth	Height	Pol	Azimuth	Corr.
MHz	dBm	dBm	kHz	cm		deg	dB
625.769231	---	-64.89	1000.000	100.0	H	142.0	-94.9
627.307692	-54.33	---	1000.000	100.0	H	48.0	-95.1

Radiated measurement from 1GHz to 6.4GHz

WCDMA 2 Low channel 9262

Frequency	MaxPeak	RMS	Bandwidth	Height	Pol	Azimuth	Corr.
MHz	dBm	dBm	kHz	cm		deg	dB
3702.683333	-41.20	---	1000.000	207.1	V	12.0	-96.8
3703.116666	---	-50.00	1000.000	100.1	V	12.0	-96.8
5559.994445	---	-41.38	1000.000	100.2	V	287.0	-92.9
5561.227777	-30.99	---	1000.000	100.2	V	14.0	-92.9

WCDMA 2 Mid channel 9400

Frequency	MaxPeak	RMS	Bandwidth	Height	Pol	Azimuth	Corr.
MHz	dBm	dBm	kHz	cm		deg	dB
3761.800000	---	-51.14	1000.000	211.1	V	21.0	-96.5
3761.961111	-40.16	---	1000.000	100.2	V	20.0	-96.6
5636.633333	-33.28	---	1000.000	100.2	V	285.0	-92.7
5637.066666	---	-42.81	1000.000	120.2	V	284.0	-92.7

WCDMA 2 High channel 9538

Frequency	MaxPeak	RMS	Meas. Time	Bandwidth	Height	Pol	Azimuth	Corr.
MHz	dBm	dBm	ms	kHz	cm		deg	dB
2426.754546	-39.82	---	1000.0	1000.000	256.1	V	140.0	-56.1
2441.918182	---	-50.86	1000.0	1000.000	147.2	V	0.0	-56.1
3817.105556	-42.74	---	1000.0	1000.000	183.2	H	100.0	-96.9
3817.111112	---	-53.90	1000.0	1000.000	341.1	H	67.0	-96.9
5725.483333	-30.36	---	1000.0	1000.000	163.2	H	295.0	-94.9
5725.722223	---	-36.33	1000.0	1000.000	100.2	V	286.0	-92.6

Radiated measurement from 6.4GHz to 18GHz

WCDMA 2 Low channel 9262

Frequency	MaxPeak	RMS	Bandwidth	Height	Pol	Azimuth	Corr.
MHz	dBm	dBm	kHz	cm		deg	dB
7405.393334	-38.98	---	1000.000	181.8	V	99.0	-98.4
7405.805000	---	-48.52	1000.000	169.0	V	93.0	-98.4
9257.260000	-45.15	---	1000.000	196.4	V	78.0	-99.0
9257.435000	---	-57.29	1000.000	163.5	V	82.0	-99.0
9537.546667	---	-62.70	1000.000	392.8	H	68.0	-99.8
9540.281666	-50.74	---	1000.000	317.0	H	28.0	-99.8

WCDMA 2 Mid channel 9400

Frequency	MaxPeak	RMS	Bandwidth	Height	Pol	Azimuth	Corr.
MHz	dBm	dBm	kHz	cm		deg	dB
7523.916667	---	-49.65	1000.000	171.4	V	89.0	-98.3
7524.508333	-40.58	---	1000.000	171.9	V	89.0	-98.3
9395.215000	---	-54.53	1000.000	171.6	V	80.0	-99.0
9404.386666	-43.54	---	1000.000	152.6	V	81.0	-99.0

WCDMA 2 High channel 9538

Frequency	MaxPeak	RMS	Bandwidth	Height	Pol	Azimuth	Corr.
MHz	dBm	dBm	kHz	cm		deg	dB
7626.663333	---	-48.88	1000.000	203.9	V	79.0	-98.8
7626.801666	-38.92	---	1000.000	158.1	V	82.0	-98.8
9542.465000	-40.25	---	1000.000	188.9	V	71.0	-98.9
9543.200000	---	-46.22	1000.000	177.3	V	72.0	-98.9
11450.598334	-42.39	---	1000.000	202.0	V	67.0	-97.3
11452.283334	---	-52.85	1000.000	217.7	V	66.0	-97.3

Radiated measurement from 18GHz to 26.5GHz

WCDMA 2 Low channel 9262

Frequency	MaxPeak	RMS	Bandwidth	Height	Pol	Azimuth	Corr.
MHz	dBm	dBm	kHz	cm		deg	dB
26482.108000	-48.68	---	1000.000	150.0	V	220.0	-89.2
26493.635000	---	-60.31	1000.000	150.0	V	200.0	-89.2

WCDMA 2 Mid channel 9400

Frequency	MaxPeak	RMS	Bandwidth	Height	Pol	Azimuth	Corr.
MHz	dBm	dBm	kHz	cm		deg	dB
26481.734000	---	-60.39	1000.000	150.0	V	122.0	-89.2
26499.028630	-48.74	---	1000.000	150.0	V	43.0	-89.2

WCDMA 2 High channel 9538

Frequency	MaxPeak	RMS	Bandwidth	Height	Pol	Azimuth	Corr.
MHz	dBm	dBm	kHz	cm		deg	dB
26494.490000	---	-60.32	1000.000	150.0	V	221.0	-89.2
26495.673000	-48.29	---	1000.000	150.0	V	152.0	-89.2

Test Results – WCDMA 4

Radiated measurement from 30MHz to 1GHz

WCDMA 4 Low channel 1312

Frequency	MaxPeak	RMS	Bandwidth	Height	Pol	Azimuth	Corr.
MHz	dBm	dBm	kHz	cm		deg	dB
624.615385	---	-65.08	1000.000	300.0	H	0.0	-94.9
626.730769	-54.03	---	1000.000	300.0	H	0.0	-95.0

WCDMA 4 Mid channel 1413

Frequency	MaxPeak	RMS	Bandwidth	Height	Pol	Azimuth	Corr.
MHz	dBm	dBm	kHz	cm		deg	dB
624.038462	-54.63	---	1000.000	300.0	H	0.0	-95.0
626.153846	---	-65.11	1000.000	100.0	H	0.0	-94.9

WCDMA 4 High channel 1513

Frequency	MaxPeak	RMS	Bandwidth	Height	Pol	Azimuth	Corr.
MHz	dBm	dBm	kHz	cm		deg	dB
623.076923	-54.89	---	1000.000	300.0	H	0.0	-95.3
625.769231	---	-65.10	1000.000	300.0	H	0.0	-94.9

Radiated measurement from 1GHz to 6.4GHz

WCDMA 4 Low channel 1312

Frequency	MaxPeak	RMS	Bandwidth	Height	Pol	Azimuth	Corr.
MHz	dBm	dBm	kHz	cm		deg	dB
2112.600000	-32.39	---	1000.000	164.2	H	150.0	-61.6
2112.900000	---	-43.94	1000.000	144.2	H	156.0	-61.6
3422.883334	-38.24	---	1000.000	243.1	H	311.0	-98.1
3422.944444	---	-46.87	1000.000	232.1	H	319.0	-98.1
5140.350000	---	-44.73	1000.000	183.1	V	277.0	-94.0
5140.805556	-29.36	---	1000.000	100.2	V	295.0	-94.0

WCDMA 4 Mid channel 1413

Frequency	MaxPeak	RMS	Bandwidth	Height	Pol	Azimuth	Corr.
MHz	dBm	dBm	kHz	cm		deg	dB
1960.454545	---	-57.20	1000.000	297.1	H	320.0	-62.0
1965.290909	-45.30	---	1000.000	119.2	H	102.0	-62.0
2438.954545	-39.28	---	1000.000	302.1	V	265.0	-56.1
2442.845454	---	-33.96	1000.000	119.2	V	171.0	-56.1
3463.422223	---	-43.27	1000.000	120.2	H	315.0	-98.2
3467.355556	-24.92	---	1000.000	278.1	H	331.0	-98.2

WCDMA 4 High channel 1513

Frequency	MaxPeak	RMS	Bandwidth	Height	Pol	Azimuth	Corr.
MHz	dBm	dBm	kHz	cm		deg	dB
1962.645454	---	-57.07	1000.000	321.1	H	82.0	-62.0
1964.136364	-45.36	---	1000.000	100.2	H	102.0	-62.0
2438.045454	-39.35	---	1000.000	393.2	V	13.0	-56.1
2439.790909	---	-49.59	1000.000	183.2	V	296.0	-56.1
3507.122222	---	-48.21	1000.000	119.1	V	294.0	-98.0
3507.194445	-32.76	---	1000.000	120.2	V	297.0	-98.0

Radiated measurement from 6.4GHz to 18GHz

WCDMA 4 Low channel 1312

Frequency	MaxPeak	RMS	Bandwidth	Height	Pol	Azimuth	Corr.
MHz	dBm	dBm	kHz	cm		deg	dB
6845.058334	-34.63	---	1000.000	243.6	V	202.0	-99.9
6845.735000	---	-44.66	1000.000	155.8	V	104.0	-99.9
8555.988333	-35.03	---	1000.000	202.1	V	79.0	-99.5
8560.586667	---	-51.74	1000.000	163.4	V	78.0	-99.5

WCDMA 4 Mid channel 1413

Frequency	MaxPeak	RMS	Bandwidth	Height	Pol	Azimuth	Elevation	Corr.
MHz	dBm	dBm	kHz	cm		deg	deg	dB
6926.011667	-37.82	---	1000.000	162.6	V	103.0	0.0	-99.8
6930.380000	---	-47.26	1000.000	173.6	V	101.0	0.0	-99.8
8668.145000	-40.14	---	1000.000	181.6	V	75.0	0.0	-99.4
8668.531667	---	-49.72	1000.000	163.1	V	80.0	0.0	-99.4

WCDMA 4 High channel 1513

Frequency	MaxPeak	RMS	Bandwidth	Height	Pol	Azimuth	Corr.
MHz	dBm	dBm	kHz	cm		deg	dB
7006.383333	-37.28	---	1000.000	163.4	V	102.0	-99.7
7010.405000	---	-45.67	1000.000	171.3	V	104.0	-99.7
8757.480000	-41.15	---	1000.000	189.9	V	69.0	-99.4
8768.278333	---	-55.68	1000.000	160.4	V	79.0	-99.4

Test Results – WCDMA 5

Radiated measurement from 30MHz to 1GHz

WCDMA 5 Low channel 4132

Frequency	MaxPeak	RMS	Bandwidth	Height	Pol	Azimuth	Corr.
MHz	dBm	dBm	kHz	cm		deg	dB
627.284200	-36.80	---	100.000	110.2	H	181.0	-64.8
627.978200	---	-48.02	100.000	238.1	H	168.0	-64.9

WCDMA 5 Mid channel 4180

Frequency	MaxPeak	RMS	Bandwidth	Height	Pol	Azimuth	Corr.
MHz	dBm	dBm	kHz	cm		deg	dB
625.689600	---	-47.62	100.000	100.2	H	223.0	-64.6
626.245000	-37.24	---	100.000	130.3	H	68.0	-64.6

WCDMA 5 High channel 4230

Frequency	MaxPeak	RMS	Bandwidth	Height	Pol	Azimuth	Corr.
MHz	dBm	dBm	kHz	cm		deg	dB
628.761000	---	-48.25	100.000	369.1	H	336.0	-65.0
630.363600	-38.85	---	100.000	118.2	H	178.0	-65.3

Radiated measurement from 1GHz to 6.4GHz

WCDMA 5 Low channel 4132

Frequency	MaxPeak	RMS	Bandwidth	Height	Pol	Azimuth	Corr.
MHz	dBm	dBm	kHz	cm		deg	dB
1958.457143	---	-62.92	1000.000	254.1	V	48.0	-102.5
1959.139286	-51.65	---	1000.000	154.2	V	183.0	-102.5

WCDMA 5 Mid channel 4180

Frequency	MaxPeak	RMS	Bandwidth	Height	Pol	Azimuth	Corr.
MHz	dBm	dBm	kHz	cm		deg	dB
1957.900000	---	-62.94	1000.000	286.1	V	291.0	-102.5
1959.289286	-51.88	---	1000.000	360.2	V	135.0	-102.5

WCDMA 5 High channel 4230

Frequency	MaxPeak	RMS	Bandwidth	Height	Pol	Azimuth	Corr.
MHz	dBm	dBm	kHz	cm		deg	dB
3015.325000	---	-58.35	1000.000	156.2	V	171.0	-97.7
3021.107143	-47.50	---	1000.000	213.1	V	78.0	-97.6

WCDMA 5 Low channel 4132

Frequency	MaxPeak	RMS	Bandwidth	Height	Pol	Azimuth	Corr.
MHz	dBm	dBm	kHz	cm		deg	dB
17926.805000	-41.95	---	1000.000	344.7	V	319.0	-86.0
17996.912942	---	-52.56	1000.000	135.9	V	21.0	-84.4

WCDMA 5 Mid channel 4180

Frequency	MaxPeak	RMS	Bandwidth	Height	Pol	Azimuth	Corr.
MHz	dBm	dBm	kHz	cm		deg	dB
17899.433333	-43.38	---	1000.000	387.5	V	112.0	-86.6
17943.255000	---	-53.94	1000.000	394.4	V	2.0	-85.6

WCDMA 5 High channel 4230

Frequency	MaxPeak	RMS	Bandwidth	Height	Pol	Azimuth	Corr.
MHz	dBm	dBm	kHz	cm		deg	dB
17998.348333	---	-52.59	1000.000	129.5	V	188.0	-84.3
17999.348639	-41.20	---	1000.000	122.9	V	235.0	-84.3

Annex C. Subcontracted Test Results

The results in this annex are issued from the subcontractor test report reference 45006RRF.002

A.1 Frequency stability over temperature variations.

GPRS 850 MODULATION (CH 190= 836.6MHz)

Temperature (°C)	Frequency Error (Hz)	Frequency Error (ppm)	Frequency Error (%)
+50	9.56	0.0114	0.00000114
+40	12.85	0.0154	0.00000154
+30	13.75	0.0164	0.00000164
+20	10.94	0.0131	0.00000131
+10	8.72	0.0104	0.00000104
0	-12.66	-0.0151	-0.00000151
-10	-19.15	-0.0229	-0.00000229
-20	-27.31	-0.0326	-0.00000326
-30	-64.77	-0.0774	-0.00000774

EDGE 850 MODULATION (CH 190= 836.6MHz)

Temperature (°C)	Frequency Error (Hz)	Frequency Error (ppm)	Frequency Error (%)
+50	11.69	0.0140	0.00000140
+40	12.20	0.0146	0.00000146
+30	13.69	0.0164	0.00000164
+20	11.20	0.0134	0.00000134
+10	9.75	0.0117	0.00000117
0	11.72	0.0140	0.00000140
-10	-18.08	-0.0216	-0.00000216
-20	-27.54	-0.0329	-0.00000329
-30	-41.49	-0.0496	-0.00000496

GPRS 1900 MODULATION (CH 662=1880.2 MHz)

Temperature (°C)	Frequency Error (Hz)	Frequency Error (ppm)	Frequency Error (%)
+50	24.47	0.0130	0.00000130
+40	25.73	0.0137	0.00000137
+30	23.44	0.0125	0.00000125
+20	27.60	0.0147	0.00000147
+10	29.74	0.0158	0.00000158
0	30.61	0.0163	0.00000163
-10	37.55	0.0200	0.00000200
-20	36.58	0.0195	0.00000195
-30	47.36	0.0252	0.00000252

EDGE 1900 MODULATION (CH 662=1880.2 MHz)

Temperature (°C)	Frequency Error (Hz)	Frequency Error (ppm)	Frequency Error (%)
+50	26.73	0.0142	0.00000142
+40	25.70	0.0137	0.00000137
+30	25.25	0.0134	0.00000134
+20	32.93	0.0175	0.00000175
+10	27.02	0.0144	0.00000144
0	30.22	0.0161	0.00000161
-10	34.03	0.0181	0.00000181
-20	36.10	0.0192	0.00000192
-30	45.10	0.0240	0.00000240

WCDMA V MODULATION (CH 4182=836.4 MHz)

Temperature (°C)	Frequency Error (Hz)	Frequency Error (ppm)	Frequency Error (%)
+50	-10	-0.0120	-0.00000120
+40	-11	-0.0132	-0.00000132
+30	-13	-0.0155	-0.00000155
+20	-12	-0.0143	-0.00000143
+10	-9	-0.0108	-0.00000108
0	-14	-0.0167	-0.00000167
-10	7	0.0084	0.00000084
-20	-9	-0.0108	-0.00000108
-30	7	0.0084	0.00000084

HSUPA V MODULATION (CH 4182=836.4 MHz)

Temperature (°C)	Frequency Error (Hz)	Frequency Error (ppm)	Frequency Error (%)
+50	-14	-0.0167	-0.00000167
+40	-11	-0.0132	-0.00000132
+30	-14	-0.0167	-0.00000167
+20	-11	-0.0132	-0.00000132
+10	-10	-0.0120	-0.00000120
0	-9	-0.0108	-0.00000108
-10	-16	-0.0191	-0.00000191
-20	-14	-0.0167	-0.00000167
-30	-11	-0.0132	-0.00000132

WCDMA II MODULATION (CH 9400=1880.0 MHz)

Temperature (°C)	Frequency Error (Hz)	Frequency Error (ppm)	Frequency Error (%)
+50	16	0.0085	0.00000085
+40	-20	-0.0106	-0.00000106
+30	-18	-0.0096	-0.00000096
+20	14	0.0074	0.00000074
+10	15	0.0080	0.00000080
0	-26	-0.0138	-0.00000138
-10	-22	-0.0117	-0.00000117
-20	-25	-0.0133	-0.00000133
-30	-17	-0.0090	-0.00000090

HSUPA II MODULATION (CH 9400=1880.0 MHz)

Temperature (°C)	Frequency Error (Hz)	Frequency Error (ppm)	Frequency Error (%)
+50	-22	-0.0117	-0.00000117
+40	-22	-0.0117	-0.00000117
+30	-20	-0.0106	-0.00000106
+20	-18	-0.0096	-0.00000096
+10	-21	-0.0112	-0.00000112
0	-22	-0.0117	-0.00000117
-10	-19	-0.0101	-0.00000101
-20	14	0.0074	0.00000074
-30	-22	-0.0117	-0.00000117

WCDMA IV MODULATION (CH 1762=1732.5 MHz)

Temperature (°C)	Frequency Error (Hz)	Frequency Error (ppm)	Frequency Error (%)
+50	-11.89	-0.00686	-0,0000006862915
+40	-13.48	-0.00778	-0,0000007780664
+30	-15.48	-0.00894	-0,0000008935065
+20	-16.97	-0.00980	0,0001427249790
+10	-12.52	-0.00723	-0,0000007226551
0	-11.84	-0.00683	-0,0000006834055
-10	-12.63	-0.00729	-0,0000007290043
-20	-13.09	-0.00756	-0,0000007555556
-30	-12.06	-0.00696	-0,0000006961039

HSUPA IV MODULATION (CH 1762=1732.5 MHz)

Temperature (°C)	Frequency Error (Hz)	Frequency Error (ppm)	Frequency Error (%)
+50	-12.93	-0,00746	-0,0000007463203
+40	-11.91	-0,00687	-0,0000006874459
+30	-12.77	-0,00737	-0,0000007370851
+20	-11.96	-0,00690	0,0000924980665
+10	-12.75	-0,00736	-0,0000007359307
0	-14.15	-0,00817	-0,0000008167388
-10	-12.17	-0,00702	-0,0000007024531
-20	-12.59	-0,00727	-0,0000007266955
-30	-14.46	-0,00835	-0,0000008346320

A.2 Frequency stability over voltage variations.

The nominal voltage is 3.3 V

GPRS 850 MODULATION

Battery Supply voltage	Voltage (V)	Frequency Error (Hz)	Frequency Error (ppm)	Frequency Error (%)
Vmax	3.795	17.08	0.0204	0.00000204
Vmin	2.805	13.56	0.0162	0.00000162

EDGE 850 MODULATION

Battery Supply voltage	Voltage (V)	Frequency Error (Hz)	Frequency Error (ppm)	Frequency Error (%)
Vmax	3.795	17.63	0.0211	0.00000211
Vmin	2.805	14.27	0.0171	0.00000171

GPRS 1900 MODULATION

Battery Supply voltage	Voltage (V)	Frequency Error (Hz)	Frequency Error (ppm)	Frequency Error (%)
Vmax	3.795	36.13	0.0192	0.00000192
Vmin	2.805	35.97	0.0191	0.00000191

EDGE 1900 MODULATION

Battery Supply voltage	Voltage (V)	Frequency Error (Hz)	Frequency Error (ppm)	Frequency Error (%)
Vmax	3.795	37.84	0.0201	0.00000201
Vmin	2.805	34.22	0.0182	0.00000182

WCDMA II MODULATION (CH 9400=1880.0 MHz)

Battery Supply voltage	Voltage (V)	Frequency Error (Hz)	Frequency Error (ppm)	Frequency Error (%)
Vmax	3.795	-18	-0.0096	-0.00000096
Vmin	2.805	-21	-0.0112	-0.00000112

HSUPA II MODULATION (CH 9400=1880.0 MHz)

Battery Supply voltage	Voltage (V)	Frequency Error (Hz)	Frequency Error (ppm)	Frequency Error (%)
Vmax	3.795	14	0.0074	0.00000074
Vmin	2.805	15	0.0080	0.00000080

WCDMA IV MODULATION (CH 1762=1732.5 MHz)

Battery Supply voltage	Voltage (V)	Frequency Error (Hz)	Frequency Error (ppm)	Frequency Error (%)
Vmax	3.795	-11.83	-0.00683	-0,0000008242424
Vmin	2.805	-14.28	-0.00824	-0,0000006828283

HSUPA IV MODULATION (CH 1762=1732.5 MHz)

Battery Supply voltage	Voltage (V)	Frequency Error (Hz)	Frequency Error (ppm)	Frequency Error (%)
Vmax	3.795	-11.26	-0,00650	-0,0000006499278
Vmin	2.805	-11.96	-0,00690	-0,0000006903319

WCDMA V MODULATION (CH 4182=836.4 MHz)

Battery Supply voltage	Voltage (V)	Frequency Error (Hz)	Frequency Error (ppm)	Frequency Error (%)
Vmax	3.795	-8	-0.0096	-0.00000096
Vmin	2.805	-15	-0.0179	-0.00000179

HSUPA V MODULATION (CH 4182=836.4 MHz)

Battery Supply voltage	Voltage (V)	Frequency Error (Hz)	Frequency Error (ppm)	Frequency Error (%)
Vmax	3.795	-15	-0.0179	-0.00000179
Vmin	2.805	-12	-0.0143	-0.00000143