

FCC Test Report

(Class II Permissive Change)

Product Name	Intel® Dual Band Wireless-AC 7260
Model No	7260NGW
FCC ID	PD97260NG, PD97260NGU

* FCC ID: PD97260NG (For OEM factory installation)

* FCC ID: PD97260NGU (For user installation)

Applicant	Intel Mobile Communications
Address	100 Center Point Circle, Suite 200 Columbia, South Carolina 29210 USA

Date of Receipt	Oct. 01, 2014
Issued Date	Nov. 06, 2014
Report No.	14A0104R-RFUSP06V00
Report Version	V1.0



The test results relate only to the samples tested.

The test results shown in the test report are traceable to the national/international standard through the calibration of the equipment and evaluated measurement uncertainty herein.

This report must not be used to claim product endorsement by TAF or any agency of the government.

The test report shall not be reproduced without the written approval of Quietek Corporation.

Test Report

Issued Date: Nov. 06, 2014

Report No.: 14A0104R-RFUSP06V00



Product Name	Intel® Dual Band Wireless-AC 7260
Applicant	Intel Mobile Communications
Address	100 Center Point Circle, Suite 200 Columbia, South Carolina 29210 USA
Manufacturer	Intel Mobile Communications
Model No.	7260NGW
FCC ID.	PD97260NG, PD97260NGU
EUT Rated Voltage	DC 3.3V (via Mini-PCI Express slot)
EUT Test Voltage	AC 120V/60Hz
Trade Name	Intel
Applicable Standard	FCC CFR Title 47 Part 15 Subpart C: 2013 ANSI C63.10: 2009, KDB 558074 D01 DTS Meas Guidance v03r02
Test Result	Complied

Documented By : Rita Huang
(Senior Adm. Specialist / Rita Huang)

Tested By : Andy Lin
(Engineer / Andy Lin)

Approved By : Vincent Lin
(Director / Vincent Lin)

TABLE OF CONTENTS

Description	Page
1. GENERAL INFORMATION	4
1.1. EUT Description.....	4
1.2. Operational Description	7
1.3. Tested System Details.....	8
1.4. Configuration of tested System	8
1.5. EUT Exercise Software	8
1.6. Test Facility	9
2. Maximun conducted output power	10
2.1. Test Equipment.....	10
2.2. Test Setup	10
2.3. Limits	11
2.4. Test Procedure	11
2.5. Uncertainty	11
2.6. Test Result of Maximum conducted output power.....	12
3. Radiated Emission	28
3.1. Test Equipment.....	28
3.2. Test Setup	28
3.3. Limits	29
3.4. Test Procedure	30
3.5. Uncertainty	30
3.6. Test Result of Radiated Emission.....	31
4. Band Edge	142
4.1. Test Equipment.....	142
4.2. Test Setup	142
4.3. Limits	143
4.4. Test Procedure	143
4.5. Uncertainty	144
4.6. Test Result of Band Edge	145
5. EMI Reduction Method During Compliance Testing	231
Attachment 1: EUT Test Photographs	
Attachment 2: EUT Detailed Photographs	

1. GENERAL INFORMATION

1.1. EUT Description

Product Name	Intel® Dual Band Wireless-AC 7260
Trade Name	Intel
FCC ID.	PD97260NG, PD97260NGU
Model No.	7260NGW
Frequency Range	802.11a/n-20MHz: 5180-5320MHz, 5500-5700MHz 802.11n-40MHz: 5190-5310, 5510-5670MHz 802.11ac-20MHz: 5720, 802.11ac-40MHz: 5710 802.11ac-80MHz: 5210-5290MHz, 5530-5690MHz
Number of Channels	802.11a/n-20MHz: 19; 802.11n-40MHz: 9 802.11ac-20MHz: 1, 802.11ac-40MHz: 1, 802.11ac-80MHz: 5
Data Rate	802.11a: 6 - 54Mbps 802.11n: up to 300Mbps 802.11ac-80MHz: up to 866.7MHz
Channel Control	Auto
Type of Modulation	802.11a/n/ac:OFDM, BPSK, QPSK, 16QAM, 64QAM, 256QAM
Antenna Type	Dipole Antenna
Antenna Gain	Refer to the table “Antenna List”
Contain Module	Intel / 7260NGW

Antenna List

No.	Manufacturer	Part No.	Antenna Type	Peak Gain
1	WIESON Technologies co ., ltd	GY121HT0321-003-H (External)	Dipole	3.19dBi For 5.15~5.35GHz 4.41dBi For 5.47~5.725GHz 4.22dBi For 5725-5825GHz

Note: The antenna of EUT is conform to FCC 15.203

802.11a/n-20MHz Center Working Frequency of Each Channel:

Channel	Frequency	Channel	Frequency	Channel	Frequency	Channel	Frequency
Channel 36:	5180 MHz	Channel 40:	5200 MHz	Channel 44:	5220 MHz	Channel 48:	5240 MHz
Channel 52:	5260 MHz	Channel 56:	5280 MHz	Channel 60:	5300 MHz	Channel 64:	5320 MHz
Channel 100:	5500 MHz	Channel 104:	5520 MHz	Channel 108:	5540 MHz	Channel 112:	5560 MHz
Channel 116:	5580 MHz	Channel 120:	5600 MHz	Channel 124:	5620 MHz	Channel 128:	5640 MHz
Channel 132:	5660 MHz	Channel 136:	5680 MHz	Channel 140:	5700 MHz		

802.11n-40MHz Center Working Frequency of Each Channel:

Channel	Frequency	Channel	Frequency	Channel	Frequency	Channel	Frequency
Channel 38:	5190 MHz	Channel 46:	5230 MHz	Channel 54:	5270 MHz	Channel 62:	5310 MHz
Channel 102:	5510 MHz	Channel 110:	5550 MHz	Channel 118:	5590 MHz	Channel 126:	5630 MHz
Channel 134:	5670 MHz						

802.11ac-20MHz Carrier Frequency of Each Channel:

Channel	Frequency
Channel 144:	5720 MHz

802.11ac-40MHz Carrier Frequency of Each Channel:

Channel	Frequency
Channel 142:	5710 MHz

802.11ac-80MHz Carrier Frequency of Each Channel:

Channel	Frequency	Channel	Frequency	Channel	Frequency	Channel	Frequency
Channel 42:	5210 MHz	Channel 58:	5290 MHz	Channel 106:	5530 MHz	Channel 122:	5610 MHz
Channel 138:	5690 MHz						

Note:

1. This device is an Intel® Dual Band Wireless-AC 7260, Contains functions and so on WLAN 、 Bluetooth , This report for WLAN.
2. Regarding to the operation frequency, the lowest, middle and highest frequency are selected to perform the test.
3. Lowest and highest data rates are tested in each mode. Only worst case is shown in the report. (802.11a is 6Mbps 、 802.11n(20M-BW) is 14.4Mbps and 802.11n(40M-BW) is 30Mbps 、 802.11ac(20M-BW) is 14.4Mbps and 802.11ac(40M-BW) is 30Mbps 、 802.11ac(80M-BW) is 65Mbps).
4. At result of pretests, module supports dual-channel transmission, only the worst case is shown in the report. (802.11a is chain A)
5. These tests were conducted on a sample of the equipment for the purpose of demonstrating compliance with Part 15 Subpart E for Unlicensed National Information Infrastructure devices.
6. This is to request a Class II permissive change for FCC ID: PD97260NG, PD97260NGU, originally granted on 04/22/2013.

The major change filed under this application is:

Change #1: Addition new antenna, antenna type is different with the original application.

(Antenna type: Dipole antenna)

Test Mode	Mode 1: Transmit (802.11a-6Mbps) Mode 2: Transmit (802.11n-20BW 14.4Mbps)_ANT1) Mode 2: Transmit (802.11n-20BW 14.4Mbps)_ANT2) Mode 2: Transmit (802.11n-20BW 14.4Mbps)_ANT1+ANT2) Mode 3: Transmit (802.11n-40BW 30Mbps)_ANT1) Mode 3: Transmit (802.11n-40BW 30Mbps)_ANT2) Mode 3: Transmit (802.11n-40BW 30Mbps)_ANT1+ANT2) Mode 4: Transmit (802.11ac-20BW)_ANT1) Mode 4: Transmit (802.11ac-20BW)_ANT2) Mode 4: Transmit (802.11ac-20BW)_ANT1+ANT2) Mode 5: Transmit (802.11ac-40BW)_ANT1) Mode 5: Transmit (802.11ac-40BW)_ANT2) Mode 5: Transmit (802.11ac-40BW)_ANT1+ANT2) Mode 6: Transmit (802.11ac-80BW)_ANT1) Mode 6: Transmit (802.11ac-80BW)_ANT2) Mode 6: Transmit (802.11ac-80BW)_ANT1+ANT2)
-----------	---

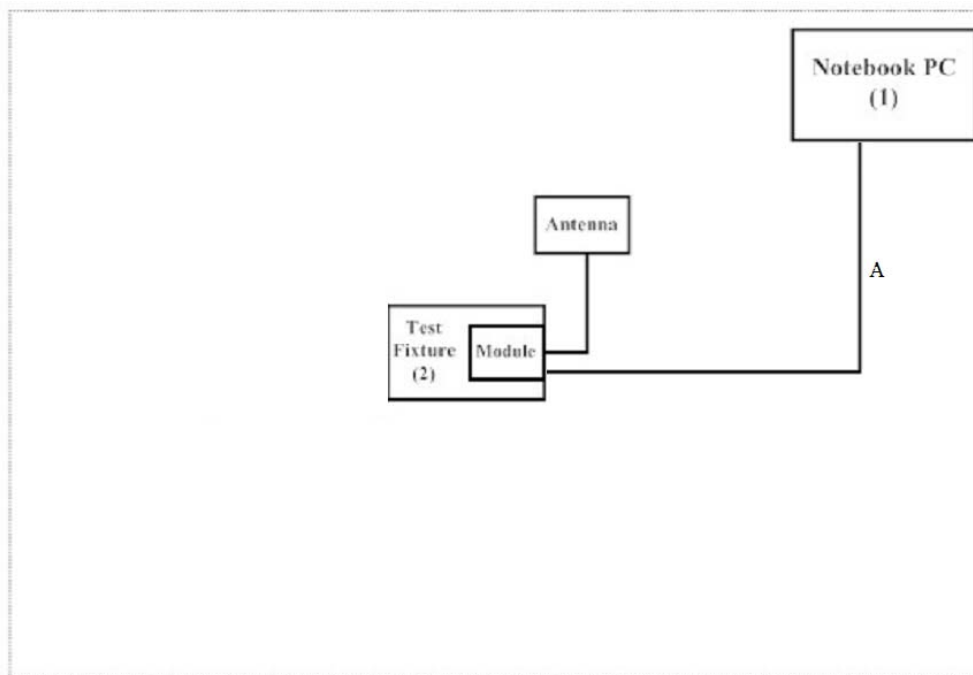
1.3. Tested System Details

The types for all equipment, plus descriptions of all cables used in the tested system (including inserted cards) are:

Product	Manufacturer	Model No.	Serial No.	Power Cord
1	Notebook PC	DELL	N/A	N/A
2	Test Fixture	INTEL	N/A	N/A

Signal Cable Type	Signal cable Description
A	Test Fixture Line
	Non-Shielded, 1.0m

1.4. Configuration of tested System



1.5. EUT Exercise Software

- (1) Setup the EUT as shown in Section 1.4
- (2) Execute "DRTU Ver 1.6.1-556" program on the Notebook PC.
- (3) Configure the test mode, the test channel, and the data rate.
- (4) Press "OK" to start the continuous Transmit.
- (5) Verify that the EUT works properly.

1.6. Test Facility

Ambient conditions in the laboratory:

Items	Required (IEC 68-1)	Actual
Temperature (°C)	15-35	20-35
Humidity (%RH)	25-75	50-65
Barometric pressure (mbar)	860-1060	950-1000

The related certificate for our laboratories about the test site and management system can be downloaded from Quietek Corporation's Web Site : <http://www.quietek.com/tw/ctg/cts/accreditations.htm>

The address and introduction of Quietek Corporation's laboratories can be founded in our Web site : <http://www.quietek.com/>

Site Description: File on
Federal Communications Commission
FCC Engineering Laboratory
7435 Oakland Mills Road
Columbia, MD 21046
Registration Number: 92195

Site Name: Quietek Corporation
Site Address: No.5-22, Ruishukeng Linkou Dist., New Taipei City
24451, Taiwan, R.O.C.
TEL: 886-2-8601-3788 / FAX : 886-2-8601-3789
E-Mail : service@quietek.com

FCC Accreditation Number: TW1014

2. Maximun conducted output power

2.1. Test Equipment

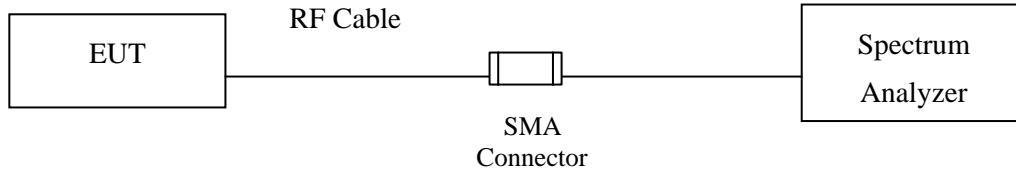
Equipment	Manufacturer	Model No./Serial No.	Last Cal.
Power Meter	Anritsu	ML2495A/6K00003357	May, 2014
Power Sensor	Anritsu	MA2411B/0738448	Jun., 2014
X Spectrum Analyzer	Agilent	N9010A / MY48030495	Apr., 2014

Note:

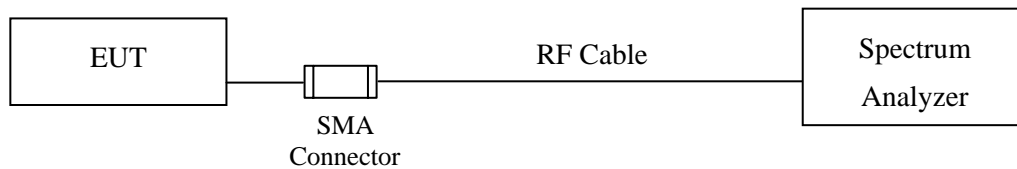
1. All equipments are calibrated with traceable calibrations. Each calibration is traceable to the national or international standards.
2. The test instruments marked with “X” are used to measure the final test results.

2.2. Test Setup

26dBc Occupied Bandwidth



Conduction Power Measurement



2.3. Limits

- (1) For the band 5.15-5.25 GHz, the maximum conducted output power over the frequency band of operation shall not exceed the lesser of 50 mW or $4 \text{ dBm} + 10\log B$, where B is the 26-dB emission bandwidth in MHz. If transmitting antenna of directional gain greater than 6 dBi are used, the Maximum conducted output power shall be reduced by the amount in dB that directional gain of the antenna exceeds 6 dBi.
- (2) For the band 5.25-5.35 GHz, the maximum conducted output power over the frequency band of operation shall not exceed the lesser of 250 mW or $11 \text{ dBm} + 10\log B$, where B is the 26-dB emission bandwidth in MHz. If transmitting antenna of directional gain greater than 6 dBi are used, the Maximum conducted output power shall be reduced by the amount in dB that directional gain of the antenna exceeds 6 dBi.
- (3) For the band 5.725-5.825 GHz, the maximum conducted output power over the frequency band of operation shall not exceed the lesser of 1W or $17 \text{ dBm} + 10\log B$, where B is the 26-dB emission bandwidth in MHz. If transmitting antenna of directional gain greater than 6 dBi are used, the Maximum conducted output power shall be reduced by the amount in dB that directional gain of the antenna exceeds 6 dBi.

2.4. Test Procedure

As an alternative to FCC KDB-789033, the EUT maximum conducted output power was measured with an average power meter employing a video bandwidth greater than 6dB BW of the emission under test. Maximum conducted output power was read directly from the meter across all data rates, and across three channels within each sub-band. Special care was used to make sure that the EUT was transmitting in continuous mode. This method exceeds the limitations of FCC KDB-789033, and provides more accurate measurements.

The Maximum conducted output power using KDB 789033 section E)3)b) Method PM-G (Measurement using a gated RF average power meter).

2.5. Uncertainty

$\pm 1.27 \text{ dB}$

2.6. Test Result of Maximum conducted output power

Product : Intel® Dual Band Wireless-AC 7260
 Test Item : Maximum conducted output power
 Test Site : No.3 OATS
 Test Mode : Mode 1: Transmit (802.11a-6Mbps)

Maximum conducted output power Measurement:

CHAIN A

Channel Number	Frequency (MHz)	Data Rate (Mbps)	26dB Bandwidth (MHz)	Output Power (dBm)	Output Power Limit	
					(dBm)	dBm+10log(BW)
36	5180	6	25.200	13.11	17	18.01
40	5200	6	26.580	15.33	17	18.25
48	5240	6	28.275	15.43	17	18.51
52	5260	6	24.720	13.11	24	24.93
60	5300	6	26.325	15.23	24	25.20
64	5320	6	25.050	13.31	24	24.99
100	5500	6	24.525	12.77	24	24.90
116	5580	6	28.875	16.06	24	25.61
140	5700	6	25.950	12.27	24	25.14

Note: Power Output Value =Reading value on average power meter + cable loss

Product : Intel® Dual Band Wireless-AC 7260
 Test Item : Maximum conducted output power
 Test Site : No.3 OATS
 Test Mode : Mode 2: Transmit (802.11n-20BW 14.4Mbps)_ANT1)

Maximum conducted output power Measurement:
CHAIN A

Channel Number	Frequency (MHz)	Data Rate (Mbps)	26dB Bandwidth (MHz)	Output Power (dBm)	Output Power Limit	
					(dBm)	dBm+10log(BW)
36	5180	14.4	24.000	12.71	17	17.80
40	5200	14.4	24.420	15.13	17	17.88
48	5240	14.4	25.575	15.23	17	18.08
52	5260	14.4	23.025	13.17	24	24.62
60	5300	14.4	25.350	15.43	24	25.04
64	5320	14.4	23.250	13.28	24	24.66
100	5500	14.4	23.325	13.31	24	24.68
116	5580	14.4	28.875	16.13	24	25.61
140	5700	14.4	23.025	12.27	24	24.62

Note: Power Output Value =Reading value on average power meter + cable loss

Product : Intel® Dual Band Wireless-AC 7260
 Test Item : Maximum conducted output power
 Test Site : No.3 OATS
 Test Mode : Mode 2: Transmit (802.11n-20BW 14.4Mbps)_ANT2)

Maximum conducted output power Measurement:
CHAIN B

Channel Number	Frequency (MHz)	Data Rate (Mbps)	26dB Bandwidth (MHz)	Output Power (dBm)	Output Power Limit	
					(dBm)	dBm+10log(BW)
36	5180	14.4	23.160	13.44	17	17.65
40	5200	14.4	26.700	15.06	17	18.27
48	5240	14.4	26.850	15.16	17	18.29
52	5260	14.4	23.475	13.18	24	24.71
60	5300	14.4	25.725	15.33	24	25.10
64	5320	14.4	24.000	13.61	24	24.80
100	5500	14.4	23.025	13.36	24	24.62
116	5580	14.4	27.825	16.02	24	25.44
140	5700	14.4	23.250	13.06	24	24.66

Note: Power Output Value =Reading value on average power meter + cable loss

Product : Intel® Dual Band Wireless-AC 7260
 Test Item : Maximum conducted output power
 Test Site : No.3 OATS
 Test Mode : Mode 2: Transmit (802.11n-20BW 14.4Mbps)_ANT1+ANT2)

Maximum conducted output power Measurement:
CHAIN A+B

Channel Number	Frequency (MHz)	Data Rate (Mbps)	26dB Bandwidth (MHz)	Chain A Power (dBm)	Chain B Power (dBm)	Output Power (dBm)	Output Power Limit	
							(dBm)	dBm+10log(BW)
36	5180	14.4	26.280	8.79	8.23	11.53	17	18.20
40	5200	14.4	25.860	10.03	10.02	13.04	17	18.13
48	5240	14.4	25.575	10.26	10.21	13.25	17	18.08
52	5260	14.4	26.625	7.96	7.83	10.91	24	25.25
60	5300	14.4	25.500	10.58	10.63	13.62	24	25.07
64	5320	14.4	25.575	8.73	8.36	11.56	24	25.08
100	5500	14.4	26.325	11.01	10.67	13.85	24	25.20
116	5580	14.4	26.775	13.13	13.17	16.16	24	25.28
140	5700	14.4	25.425	10.27	10.76	13.53	24	25.05

Note:

1. Power Output Value = Reading value on average power meter + cable loss
2. Output Power (dBm) = 10*LOG (Chain A Power (mW)+ Chain B Power (mW))
3. 26 dB Bandwidth is the bandwidth of chain A or chain B whichever is less bandwidth, output power limitation is more stringent.

Product : Intel® Dual Band Wireless-AC 7260
 Test Item : Maximum conducted output power
 Test Site : No.3 OATS
 Test Mode : Mode 3: Transmit (802.11n-40BW 30Mbps)_ANT1)

Maximum conducted output power Measurement:

CHAIN A

Channel Number	Frequency (MHz)	Data Rate (Mbps)	26dB Bandwidth (MHz)	Output Power (dBm)	Output Power Limit	
					(dBm)	dBm+10log(BW)
38	5190	30	40.680	10.04	17	20.09
46	5230	30	46.560	15.05	17	20.68
54	5270	30	41.850	10.15	24	27.22
62	5310	30	41.985	11.21	24	27.23
102	5510	30	42.600	10.17	24	27.29
110	5590	30	54.600	16.26	24	28.37
134	5670	30	46.710	15.11	24	27.69

Note: Power Output Value =Reading value on average power meter + cable loss

Product : Intel® Dual Band Wireless-AC 7260
 Test Item : Maximum conducted output power
 Test Site : No.3 OATS
 Test Mode : Mode 3: Transmit (802.11n-40BW 30Mbps)_ANT2)

Maximum conducted output power Measurement:

CHAIN B

Channel Number	Frequency (MHz)	Data Rate (Mbps)	26dB Bandwidth (MHz)	Output Power (dBm)	Output Power Limit	
					(dBm)	dBm+10log(BW)
38	5190	30	40.440	9.31	17	20.07
46	5230	30	52.320	15.51	17	21.19
54	5270	30	42.000	9.21	24	27.23
62	5310	30	42.390	11.25	24	27.27
102	5510	30	42.900	10.31	24	27.32
110	5590	30	65.700	16.18	24	29.18
134	5670	30	55.620	15.51	24	28.45

Note: Power Output Value =Reading value on average power meter + cable loss

Product : Intel® Dual Band Wireless-AC 7260
 Test Item : Maximum conducted output power
 Test Site : No.3 OATS
 Test Mode : Mode 3: Transmit (802.11n-40BW 30Mbps)_ANT1+ANT2)

Maximum conducted output power Measurement:

CHAIN A+B

Channel Number	Frequency (MHz)	Data Rate (Mbps)	26dB Bandwidth (MHz)	Chain A Power (dBm)	Chain B Power (dBm)	Output Power (dBm)	Output Power Limit	
							(dBm)	dBm+10log(BW)
38	5190	30	35.928	5.78	5.41	8.61	17	19.55
46	5230	30	35.928	9.08	8.93	12.02	17	19.55
54	5270	30	43.500	5.37	5.77	8.58	24	27.38
62	5310	30	43.335	6.62	6.13	9.39	24	27.37
102	5510	30	43.800	8.09	7.83	10.97	24	27.41
118	5590	30	43.740	13.13	13.39	16.27	24	27.41
134	5670	30	43.875	13.09	13.73	16.43	24	27.42

Note:

1. Power Output Value =Reading value on average power meter + cable loss
2. Output Power (dBm) = 10LOG (Chain A Power (mW)+ Chain B Power (mW))
3. 26 dB Bandwidth is the bandwidth of chain A or chain B whichever is less bandwidth, output power limitation is more stringent.

Product : Intel® Dual Band Wireless-AC 7260
 Test Item : Maximum conducted output power
 Test Site : No.3 OATS
 Test Mode : Mode 4: Transmit (802.11ac-20BW)_ANT1)

Maximum conducted output power Measurement:

(CHAIN A)

Channel Number	Frequency (MHz)	Data Rate (Mbps)	26dB Bandwidth (MHz)	Output Power (dBm)	Output Power Limit	
					(dBm)	dBm+10log(BW)
144 (Band3)	5720	14.4	24.350	15.12	22.22	24.86
144 (Band4)	5720	14.4	13.360	9.62	28.02	28.26

Note:

1. Power Output Value =Reading value on average power meter + cable loss
2. Output Power (dBm) = 10LOG (Chain A Power (mW)+ Chain B Power (mW))
3. 26 dB Bandwidth is the bandwidth of chain A or chain B whichever is less bandwidth, output power limitation is more stringent.
4. According to KDB 644545 D01 Guidance for IEEE 802.11ac v01, the operation channel work across the 5470-5725 MHz and 5725-5825 MHz band, the operation channel 5725 MHz is a dividing point, must each meet the band limits.

Product : Intel® Dual Band Wireless-AC 7260
 Test Item : Maximum conducted output power
 Test Site : No.3 OATS
 Test Mode : Mode 4: Transmit (802.11ac-20BW)_ANT2)

Maximum conducted output power Measurement:

(CHAIN B)

Channel Number	Frequency (MHz)	Data Rate (Mbps)	26dB Bandwidth (MHz)	Output Power (dBm)	Output Power Limit	
					(dBm)	dBm+10log(BW)
144 (Band3)	5720	14.4	25.509	15.15	22.22	25.07
144 (Band4)	5720	14.4	13.101	9.82	28.02	28.17

Note:

1. Power Output Value =Reading value on average power meter + cable loss
2. Output Power (dBm) = 10LOG (Chain A Power (mW)+ Chain B Power (mW))
3. 26 dB Bandwidth is the bandwidth of chain A or chain B whichever is less bandwidth, output power limitation is more stringent.
4. According to KDB 644545 D01 Guidance for IEEE 802.11ac v01, the operation channel work across the 5470-5725 MHz and 5725-5825 MHz band, the operation channel 5725 MHz is a dividing point, must each meet the band limits.

Product : Intel® Dual Band Wireless-AC 7260
 Test Item : Maximum conducted output power
 Test Site : No.3 OATS
 Test Mode : Mode 4: Transmit (802.11ac-20BW)_ANT1+ANT2)

Maximum conducted output power Measurement:

(CHAIN A+B)

Channel Number	Frequency (MHz)	Data Rate (Mbps)	26dB Bandwidth (MHz)	Chain A Power (dBm)	Chain B Power (dBm)	Output Power (dBm)	Output Power Limit	
							(dBm)	dBm+10log(BW)
144 (Band3)	5720	14.4	15.980	12.43	12.77	15.61	24	23.04
144 (Band4)	5720	14.4	5.710	6.95	7.22	10.10	30	24.57

Note:

1. Power Output Value =Reading value on average power meter + cable loss
2. Output Power (dBm) = 10LOG (Chain A Power (mW)+ Chain B Power (mW))
3. 26 dB Bandwidth is the bandwidth of chain A or chain B whichever is less bandwidth, output power limitation is more stringent.
4. According to KDB 644545 D01 Guidance for IEEE 802.11ac v01, the operation channel work across the 5470-5725 MHz and 5725-5825 MHz band, the operation channel 5725 MHz is a dividing point, must each meet the band limits.

Product : Intel® Dual Band Wireless-AC 7260
 Test Item : Maximum conducted output power
 Test Site : No.3 OATS
 Test Mode : Mode 5: Transmit (802.11ac-40BW)_ANT1)

Maximum conducted output power Measurement:

(CHAIN A)

Channel Number	Frequency (MHz)	Data Rate (Mbps)	26dB Bandwidth (MHz)	Output Power (dBm)	Output Power Limit	
					(dBm)	dBm+10log(BW)
142 (Band3)	5710	30	52.260	15.31	22.22	28.18
142 (Band4)	5710	30	17.760	2.53	28.02	29.49

Note:

1. Power Output Value =Reading value on average power meter + cable loss
2. Output Power (dBm) = 10LOG (Chain A Power (mW)+ Chain B Power (mW))
3. 26 dB Bandwidth is the bandwidth of chain A or chain B whichever is less bandwidth, output power limitation is more stringent.
4. According to KDB 644545 D01 Guidance for IEEE 802.11ac v01, the operation channel work across the 5470-5725 MHz and 5725-5825 MHz band, the operation channel 5725 MHz is a dividing point, must each meet the band limits.

Product : Intel® Dual Band Wireless-AC 7260
 Test Item : Maximum conducted output power
 Test Site : No.3 OATS
 Test Mode : Mode 5: Transmit (802.11ac-40BW)_ANT2)

Maximum conducted output power Measurement:

(CHAIN B)

Channel Number	Frequency (MHz)	Data Rate (Mbps)	26dB Bandwidth (MHz)	Output Power (dBm)	Output Power Limit	
					(dBm)	dBm+10log(BW)
142 (Band3)	5710	30	47.760	15.63	22.22	27.79
142 (Band4)	5710	30	9.120	2.30	28.02	26.60

Note:

1. Power Output Value =Reading value on average power meter + cable loss
2. Output Power (dBm) = 10LOG (Chain A Power (mW)+ Chain B Power (mW))
3. 26 dB Bandwidth is the bandwidth of chain A or chain B whichever is less bandwidth, output power limitation is more stringent.
4. According to KDB 644545 D01 Guidance for IEEE 802.11ac v01, the operation channel work across the 5470-5725 MHz and 5725-5825 MHz band, the operation channel 5725 MHz is a dividing point, must each meet the band limits.

Product : Intel® Dual Band Wireless-AC 7260
 Test Item : Maximum conducted output power
 Test Site : No.3 OATS
 Test Mode : Mode 5: Transmit (802.11ac-40BW)_ANT1+ANT2)

Maximum conducted output power Measurement:

(CHAIN A+B)

Channel Number	Frequency (MHz)	Data Rate (Mbps)	26dB Bandwidth (MHz)	Chain A Power (dBm)	Chain B Power (dBm)	Output Power (dBm)	Output Power Limit	
							(dBm)	dBm+10log(BW)
142 (Band3)	5710	30	35.650	11.06	13.08	15.20	24	26.52
142 (Band4)	5710	30	6.060	0.19	0.10	3.16	30	24.82

Note:

1. Power Output Value =Reading value on average power meter + cable loss
2. Output Power (dBm) = 10LOG (Chain A Power (mW)+ Chain B Power (mW))
3. 26 dB Bandwidth is the bandwidth of chain A or chain B whichever is less bandwidth, output power limitation is more stringent.
4. According to KDB 644545 D01 Guidance for IEEE 802.11ac v01, the operation channel work across the 5470-5725 MHz and 5725-5825 MHz band, the operation channel 5725 MHz is a dividing point, must each meet the band limits.

Product : Intel® Dual Band Wireless-AC 7260
 Test Item : Maximum conducted output power
 Test Site : No.3 OATS
 Test Mode : Mode 6: Transmit (802.11ac-80BW)_ANT1)

Maximum conducted output power Measurement:

(CHAIN A)

Channel Number	Frequency (MHz)	Data Rate (Mbps)	26dB Bandwidth (MHz)	Output Power (dBm)	Output Power Limit	
					(dBm)	dBm+10log(BW)
42	5210	65	80.880	7.79	28.02	36.08
58	5290	65	80.880	10.62	28.02	36.08
106	5530	65	81.000	8.51	22.22	30.08
138 (Band3)	5690	65	85.400	13.67	22.22	30.31
138 (Band4)	5690	65	5.800	-3.78	28.02	24.63

Note:

1. Power Output Value = Reading value on average power meter + cable loss
2. Output Power (dBm) = 10LOG (Chain A Power (mW)+ Chain B Power (mW))
3. 26 dB Bandwidth is the bandwidth of chain A or chain B whichever is less bandwidth, output power limitation is more stringent.
4. According to KDB 644545 D01 Guidance for IEEE 802.11ac v01, the operation channel work across the 5470-5725 MHz and 5725-5825 MHz band, the operation channel 5725 MHz is a dividing point, must each meet the band limits.

Product : Intel® Dual Band Wireless-AC 7260
 Test Item : Maximum conducted output power
 Test Site : No.3 OATS
 Test Mode : Mode 6: Transmit (802.11ac-80BW)_ANT2)

Maximum conducted output power Measurement:

(CHAIN B)

Channel Number	Frequency (MHz)	Data Rate (Mbps)	26dB Bandwidth (MHz)	Output Power (dBm)	Output Power Limit	
					(dBm)	dBm+10log(BW)
42	5210	65	80.640	7.64	28.02	36.07
58	5290	65	80.880	10.24	28.02	36.08
106	5530	65	81.270	9.10	22.22	30.10
138 (Band3)	5690	65	83.480	13.55	22.22	30.22
138 (Band4)	5690	65	5.800	-3.29	28.02	24.63

Note:

1. Power Output Value = Reading value on average power meter + cable loss
2. Output Power (dBm) = 10LOG (Chain A Power (mW)+ Chain B Power (mW))
3. 26 dB Bandwidth is the bandwidth of chain A or chain B whichever is less bandwidth, output power limitation is more stringent.
4. According to KDB 644545 D01 Guidance for IEEE 802.11ac v01, the operation channel work across the 5470-5725 MHz and 5725-5825 MHz band, the operation channel 5725 MHz is a dividing point, must each meet the band limits.

Product : Intel® Dual Band Wireless-AC 7260
 Test Item : Maximum conducted output power
 Test Site : No.3 OATS
 Test Mode : Mode 6: Transmit (802.11ac-80BW)_ANT1+ANT2)

Maximum conducted output power Measurement:

(CHAIN A+B)

Channel Number	Frequency (MHz)	Data Rate (Mbps)	26dB Bandwidth (MHz)	Chain A Power (dBm)	Chain B Power (dBm)	Output Power (dBm)	Output Power Limit	
							(dBm)	dBm+10log(BW)
42	5210	65	81.360	3.60	2.63	6.15	24	30.10
58	5290	65	81.600	6.09	6.13	9.12	24	30.12
106	5530	65	81.270	6.58	6.84	9.72	24	30.10
138 (Band3)	5690	65	75.560	13.32	13.56	16.45	24	29.78
138 (Band4)	5690	65	5.560	-3.76	-2.90	-0.30	30	24.45

Note:

1. Power Output Value = Reading value on average power meter + cable loss
2. Output Power (dBm) = 10LOG (Chain A Power (mW)+ Chain B Power (mW))
3. 26 dB Bandwidth is the bandwidth of chain A or chain B whichever is less bandwidth, output power limitation is more stringent.
4. According to KDB 644545 D01 Guidance for IEEE 802.11ac v01, the operation channel work across the 5470-5725 MHz and 5725-5825 MHz band, the operation channel 5725 MHz is a dividing point, must each meet the band limits.

3. Radiated Emission

3.1. Test Equipment

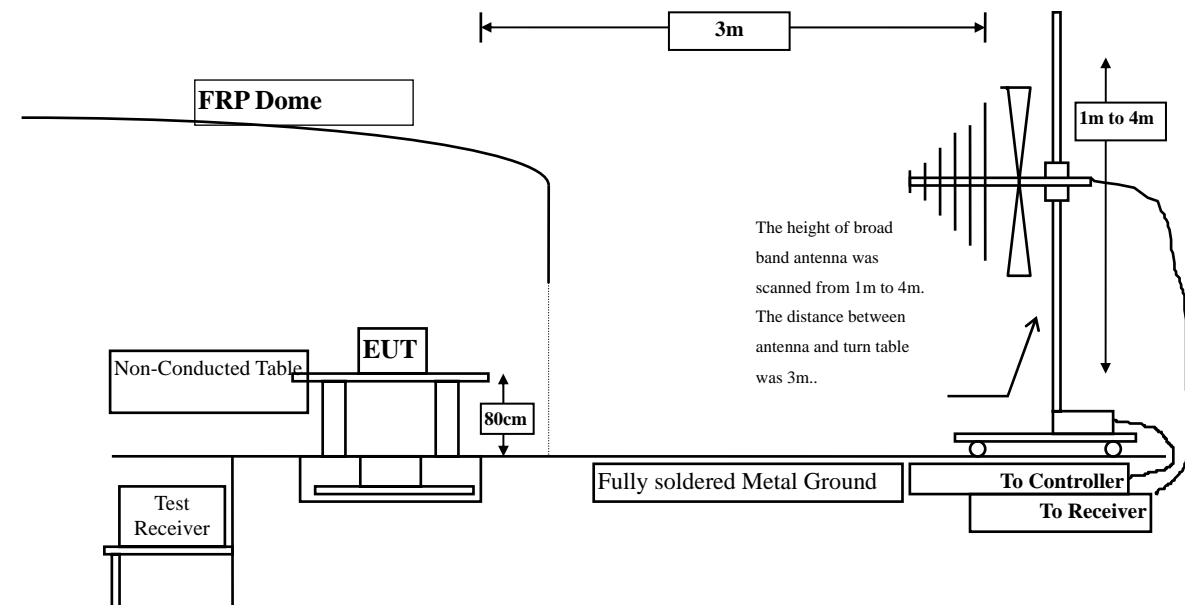
The following test equipments are used during the radiated emission test:

Test Site		Equipment	Manufacturer	Model No./Serial No.	Last Cal.
Site # 3	X	Loop Antenna	Teseq	HLA6120 / 26739	Jul., 2014
	X	Bilog Antenna	Schaffner Chase	CBL6112B/2673	Sep., 2014
	X	Horn Antenna	Schwarzbeck	BBHA9120D/D305	Sep., 2014
	X	Horn Antenna	Schwarzbeck	BBHA9170/208	Jul., 2014
	X	Pre-Amplifier	QTK	QTK-AMP-03 / 0003	May, 2014
	X	Pre-Amplifier	QTK	AP-180C / CHM_0906076	Sep., 2014
	X	Pre-Amplifier	MITEQ	AMF-4D-180400-45-6P/ 925975	Mar., 2014
	X	Spectrum Analyzer	Agilent	E4407B / US39440758	May, 2014
	X	Test Receiver	R & S	ESCS 30/ 825442/018	Sep., 2014
	X	Coaxial Cable	Quietek	QTK-CABLE/ CAB5	Feb., 2014
	X	Controller	Quietek	QTK-CONTROLLER/ CTRL3	N/A
	X	Coaxial Switch	Anritsu	MP59B/6200265729	N/A

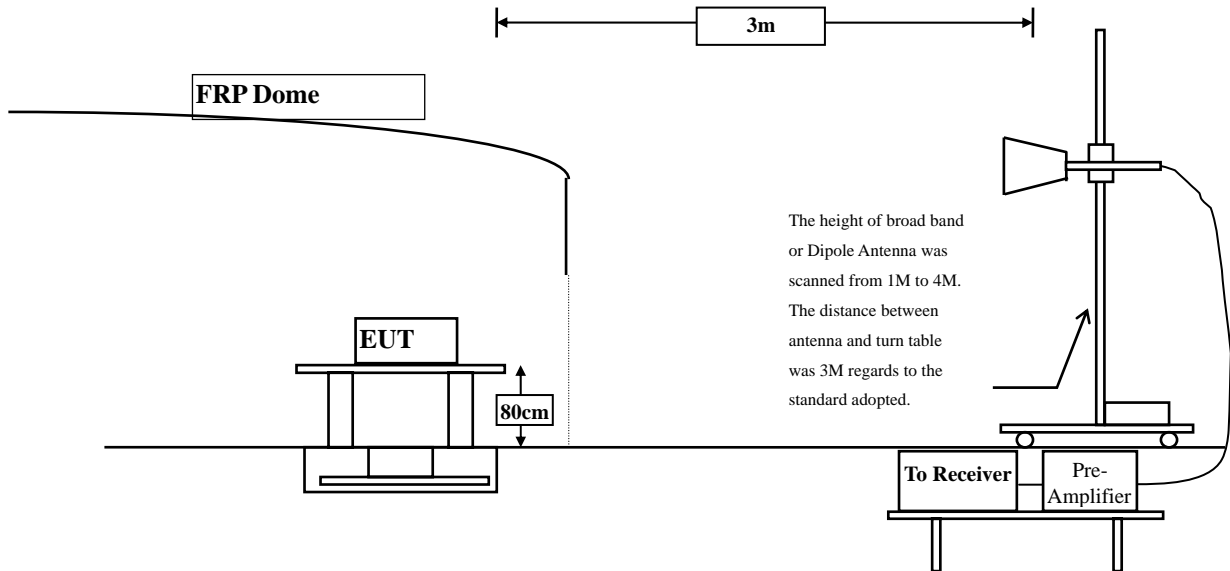
- Note:
1. All equipments are calibrated with traceable calibrations. Each calibration is traceable to the national or international standards.
 2. The test instruments marked with "X" are used to measure the final test results.

3.2. Test Setup

Radiated Emission Below 1GHz



Radiated Emission Above 1GHz



3.3. Limits

Emissions radiated outside of the specified frequency bands, except for harmonics, shall be attenuated by at least 20dB below the level of the fundamental or to the general radiated emission limits in paragraph 15.209, whichever is the lesser attenuation.

FCC Part 15 Subpart C Paragraph 15.209(a) Limits		
Frequency MHz	Field strength (microvolts/meter)	Measurement distance (meter)
0.009-0.490	2400/F(kHz)	300
0.490-1.705	24000/F(kHz)	30
1.705-30	30	30
30-88	100	40
88-216	150	43.5
216-960	200	46
Above 960	500	54

Remarks: E field strength (dBuV/m) = 20 log E field strength (uV/m)

3.4. Test Procedure

The EUT was setup according to ANSI C63.10, 2009 and tested according to FCC KDB-789033 test procedure for compliance to FCC 47CFR 15. 407 requirements.

The EUT is placed on a turn table which is 0.8 meter above ground. The turn table is rotated 360 degrees to determine the position of the maximum emission level. The EUT was positioned such that the distance from antenna to the EUT was 3 meters.

The antenna is scanned from 1 meter to 4 meters to find out the maximum emission level. This is repeated for both horizontal and vertical polarization of the antenna. In order to find the maximum emission, all of the interface cables were manipulated according to ANSI C63.10:2009 on radiated measurement.

The resolution bandwidth below 30MHz setting on the field strength meter is 9kHz and 30MHz~1GHz is 120kHz and above 1GHz is 1MHz.

Radiated emission measurements below 30MHz are made using Loop Antenna and 30MHz~1GHz are made using broadband Bilog antenna and above 1GHz are made using Horn Antennas.

The measurement is divided into the Preliminary Measurement and the Final Measurement.

The suspected frequencies are searched for in Preliminary Measurement with the measurement antenna kept pointed at the source of the emission both in azimuth and elevation, with the polarization of the antenna oriented for maximum response. The antenna is pointed at an angle towards the source of the emission, and the EUT is rotated in both height and polarization to maximize the measured emission. The emission is kept within the illumination area of the 3 dB bandwidth of the antenna.

The worst radiated emission is measured in the Open Area Test Site on the Final Measurement.

The measurement frequency range form 9KHz - 10th Harmonic of fundamental was investigated.

3.5. Uncertainty

± 3.8 dB below 1GHz

± 3.9 dB above 1GHz

3.6. Test Result of Radiated Emission

Product : Intel® Dual Band Wireless-AC 7260
 Test Item : Harmonic Radiated Emission Data
 Test Site : No.3 OATS
 Test Mode : Mode 1: Transmit (802.11a-6Mbps) (5180MHz)

Frequency MHz	Correct Factor dB	Reading Level dBuV	Measurement Level dBuV/m	Margin dB	Limit dBuV/m
Horizontal					
Peak Detector:					
10360.000	12.930	36.260	49.190	-24.810	74.000
15540.000	*	*	*	*	74.000
20720.000	*	*	*	*	74.000
25900.000	*	*	*	*	74.000
31080.000	*	*	*	*	74.000
36260.000	*	*	*	*	74.000
Average Detector:					
--					
Vertical					
Peak Detector:					
10360.000	13.724	36.590	50.314	-23.686	74.000
15540.000	*	*	*	*	74.000
20720.000	*	*	*	*	74.000
25900.000	*	*	*	*	74.000
31080.000	*	*	*	*	74.000
36260.000	*	*	*	*	74.000
Average Detector:					
--					

Note:

1. All Readings below 1GHz are Quasi-Peak, above 1GHz are performed with peak and/or average measurements as necessary.
2. Peak measurements: RBW = 1MHz, VBW = 3 MHz, Sweep: Auto.
3. Average measurements: RBW = 1MHz, VBW = 10 Hz, Sweep: Auto.
4. Measurement Level = Reading Level + Correct Factor.
5. Correct Factor = Antenna factor + Cable loss – Amplifier gain.
6. The average measurement was not performed when the peak measured data under the limit of average detection.
7. The emission levels of other frequencies are very lower than the limit and not show in test report.

Product : Intel® Dual Band Wireless-AC 7260
 Test Item : Harmonic Radiated Emission Data
 Test Site : No.3 OATS
 Test Mode : Mode 1: Transmit (802.11a-6Mbps) (5200MHz)

Frequency MHz	Correct Factor dB	Reading Level dBuV	Measurement Level dBuV/m	Margin dB	Limit dBuV/m
Horizontal					
Peak Detector:					
10400.000	12.959	36.190	49.149	-24.851	74.000
15660.000	*	*	*	*	74.000
20880.000	*	*	*	*	74.000
26100.000	*	*	*	*	74.000
Average Detector:					
--					
Vertical					
Peak Detector:					
10400.000	13.877	38.160	52.037	-21.963	74.000
15660.000	*	*	*	*	74.000
20880.000	*	*	*	*	74.000
26100.000	*	*	*	*	74.000
Average Detector:					
--					

Note:

1. All Readings below 1GHz are Quasi-Peak, above 1GHz are performed with peak and/or average measurements as necessary.
2. Peak measurements: RBW = 1MHz, VBW = 3 MHz, Sweep: Auto.
3. Average measurements: RBW = 1MHz, VBW = 10 Hz, Sweep: Auto.
4. Measurement Level = Reading Level + Correct Factor.
5. Correct Factor = Antenna factor + Cable loss – Amplifier gain.
6. The average measurement was not performed when the peak measured data under the limit of average detection.
7. The emission levels of other frequencies are very lower than the limit and not show in test report.

Product : Intel® Dual Band Wireless-AC 7260
 Test Item : Harmonic Radiated Emission Data
 Test Site : No.3 OATS
 Test Mode : Mode 1: Transmit (802.11a-6Mbps) (5240MHz)

Frequency MHz	Correct Factor dB	Reading Level dBuV	Measurement Level dBuV/m	Margin dB	Limit dBuV/m
Horizontal					
Peak Detector:					
10480.000	13.693	36.160	49.854	-24.146	74.000
15720.000	*	*	*	*	74.000
20960.000	*	*	*	*	74.000
26200.000	*	*	*	*	74.000
Average Detector:					
--					
Vertical					
Peak Detector:					
10480.000	14.620	36.560	51.181	-22.819	74.000
15720.000	*	*	*	*	74.000
20960.000	*	*	*	*	74.000
26200.000	*	*	*	*	74.000
Average Detector:					
--					

Note:

1. All Readings below 1GHz are Quasi-Peak, above 1GHz are performed with peak and/or average measurements as necessary.
2. Peak measurements: RBW = 1MHz, VBW = 3 MHz, Sweep: Auto.
3. Average measurements: RBW = 1MHz, VBW = 10 Hz, Sweep: Auto.
4. Measurement Level = Reading Level + Correct Factor.
5. Correct Factor = Antenna factor + Cable loss – Amplifier gain.
6. The average measurement was not performed when the peak measured data under the limit of average detection.
7. The emission levels of other frequencies are very lower than the limit and not show in test report.

Product : Intel® Dual Band Wireless-AC 7260
 Test Item : Harmonic Radiated Emission Data
 Test Site : No.3 OATS
 Test Mode : Mode 1: Transmit (802.11a-6Mbps) (5260MHz)

Frequency MHz	Correct Factor dB	Reading Level dBuV	Measurement Level dBuV/m	Margin dB	Limit dBuV/m
Horizontal					
Peak Detector:					
10520.000	14.015	36.260	50.275	-23.725	74.000
15780.000	*	*	*	*	74.000
21040.000	*	*	*	*	74.000
26300.000	*	*	*	*	74.000
Average Detector:					
--					
Vertical					
Peak Detector:					
10520.000	14.818	36.650	51.468	-22.532	74.000
15780.000	*	*	*	*	74.000
21040.000	*	*	*	*	74.000
26300.000	*	*	*	*	74.000
Average Detector:					
--					

Note:

1. All Readings below 1GHz are Quasi-Peak, above 1GHz are performed with peak and/or average measurements as necessary.
2. Peak measurements: RBW = 1MHz, VBW = 3 MHz, Sweep: Auto.
3. Average measurements: RBW = 1MHz, VBW = 10 Hz, Sweep: Auto.
4. Measurement Level = Reading Level + Correct Factor.
5. Correct Factor = Antenna factor + Cable loss – Amplifier gain.
6. The average measurement was not performed when the peak measured data under the limit of average detection.
7. The emission levels of other frequencies are very lower than the limit and not show in test report.

Product : Intel® Dual Band Wireless-AC 7260
 Test Item : Harmonic Radiated Emission Data
 Test Site : No.3 OATS
 Test Mode : Mode 1: Transmit (802.11a-6Mbps) (5300MHz)

Frequency MHz	Correct Factor dB	Reading Level dBuV	Measurement Level dBuV/m	Margin dB	Limit dBuV/m
Horizontal					
Peak Detector:					
10600.000	14.550	35.590	50.139	-23.861	74.000
15900.000	*	*	*	*	74.000
21200.000	*	*	*	*	74.000
26500.000	*	*	*	*	74.000
Average Detector:					
--					
Vertical					
Peak Detector:					
10600.000	14.881	36.230	51.111	-22.889	74.000
15900.000	*	*	*	*	74.000
21200.000	*	*	*	*	74.000
26500.000	*	*	*	*	74.000
Average Detector:					
--					

Note:

1. All Readings below 1GHz are Quasi-Peak, above 1GHz are performed with peak and/or average measurements as necessary.
2. Peak measurements: RBW = 1MHz, VBW = 3 MHz, Sweep: Auto.
3. Average measurements: RBW = 1MHz, VBW = 10 Hz, Sweep: Auto.
4. Measurement Level = Reading Level + Correct Factor.
5. Correct Factor = Antenna factor + Cable loss – Amplifier gain.
6. The average measurement was not performed when the peak measured data under the limit of average detection.
7. The emission levels of other frequencies are very lower than the limit and not show in test report.

Product : Intel® Dual Band Wireless-AC 7260
 Test Item : Harmonic Radiated Emission Data
 Test Site : No.3 OATS
 Test Mode : Mode 1: Transmit (802.11a-6Mbps) (5320MHz)

Frequency MHz	Correct Factor dB	Reading Level dBuV	Measurement Level dBuV/m	Margin dB	Limit dBuV/m
Horizontal					
Peak Detector:					
10640.000	14.690	35.290	49.980	-24.020	74.000
15960.000	*	*	*	*	74.000
21280.000	*	*	*	*	74.000
26600.000	*	*	*	*	74.000
Average Detector:					
--					
Vertical					
Peak Detector:					
10640.000	15.083	36.260	51.343	-22.657	74.000
15960.000	*	*	*	*	74.000
21280.000	*	*	*	*	74.000
26600.000	*	*	*	*	74.000
Average Detector:					
--					

Note:

1. All Readings below 1GHz are Quasi-Peak, above 1GHz are performed with peak and/or average measurements as necessary.
2. Peak measurements: RBW = 1MHz, VBW = 3 MHz, Sweep: Auto.
3. Average measurements: RBW = 1MHz, VBW = 10 Hz, Sweep: Auto.
4. Measurement Level = Reading Level + Correct Factor.
5. Correct Factor = Antenna factor + Cable loss – Amplifier gain.
6. The average measurement was not performed when the peak measured data under the limit of average detection.
7. The emission levels of other frequencies are very lower than the limit and not show in test report.

Product : Intel® Dual Band Wireless-AC 7260
 Test Item : Harmonic Radiated Emission Data
 Test Site : No.3 OATS
 Test Mode : Mode 1: Transmit (802.11a-6Mbps) (5500MHz)

Frequency MHz	Correct Factor dB	Reading Level dBuV	Measurement Level dBuV/m	Margin dB	Limit dBuV/m
Horizontal					
Peak Detector:					
11000.000	16.399	36.260	52.659	-21.341	74.000
16500.000	*	*	*	*	74.000
22000.000	*	*	*	*	74.000
27500.000	*	*	*	*	74.000
Average Detector:					
--					
Vertical					
Peak Detector:					
11000.000	17.132	36.230	53.362	-20.638	74.000
16500.000	*	*	*	*	74.000
22000.000	*	*	*	*	74.000
27500.000	*	*	*	*	74.000
Average Detector:					
--					

Note:

1. All Readings below 1GHz are Quasi-Peak, above 1GHz are performed with peak and/or average measurements as necessary.
2. Peak measurements: RBW = 1MHz, VBW = 3 MHz, Sweep: Auto.
3. Average measurements: RBW = 1MHz, VBW = 10 Hz, Sweep: Auto.
4. Measurement Level = Reading Level + Correct Factor.
5. Correct Factor = Antenna factor + Cable loss – Amplifier gain.
6. The average measurement was not performed when the peak measured data under the limit of average detection.
7. The emission levels of other frequencies are very lower than the limit and not show in test report.

Product : Intel® Dual Band Wireless-AC 7260
 Test Item : Harmonic Radiated Emission Data
 Test Site : No.3 OATS
 Test Mode : Mode 1: Transmit (802.11a-6Mbps) (5580MHz)

Frequency MHz	Correct Factor dB	Reading Level dBuV	Measurement Level dBuV/m	Margin dB	Limit dBuV/m
Horizontal					
Peak Detector:					
11160.000	16.656	35.590	52.246	-21.754	74.000
16740.000	*	*	*	*	74.000
22320.000	*	*	*	*	74.000
27900.000	*	*	*	*	74.000
Average Detector:					
--					
Vertical					
Peak Detector:					
11160.000	17.726	35.590	53.316	-20.684	74.000
16740.000	*	*	*	*	74.000
22320.000	*	*	*	*	74.000
27900.000	*	*	*	*	74.000
Average Detector:					
--					

Note:

1. All Readings below 1GHz are Quasi-Peak, above 1GHz are performed with peak and/or average measurements as necessary.
2. Peak measurements: RBW = 1MHz, VBW = 3 MHz, Sweep: Auto.
3. Average measurements: RBW = 1MHz, VBW = 10 Hz, Sweep: Auto.
4. Measurement Level = Reading Level + Correct Factor.
5. Correct Factor = Antenna factor + Cable loss – Amplifier gain.
6. The average measurement was not performed when the peak measured data under the limit of average detection.
7. The emission levels of other frequencies are very lower than the limit and not show in test report.

Product : Intel® Dual Band Wireless-AC 7260
 Test Item : Harmonic Radiated Emission Data
 Test Site : No.3 OATS
 Test Mode : Mode 1: Transmit (802.11a-6Mbps) (5700MHz)

Frequency MHz	Correct Factor dB	Reading Level dBuV	Measurement Level dBuV/m	Margin dB	Limit dBuV/m
Horizontal					
Peak Detector:					
11400.000	16.530	35.590	52.121	-21.879	74.000
17100.000	*	*	*	*	74.000
22800.000	*	*	*	*	74.000
28500.000	*	*	*	*	74.000
Average Detector:					
--					
Vertical					
Peak Detector:					
11400.000	17.138	36.260	53.398	-20.602	74.000
17100.000	*	*	*	*	74.000
22800.000	*	*	*	*	74.000
28500.000	*	*	*	*	74.000
Average Detector:					
--					

Note:

1. All Readings below 1GHz are Quasi-Peak, above 1GHz are performed with peak and/or average measurements as necessary.
2. Peak measurements: RBW = 1MHz, VBW = 3 MHz, Sweep: Auto.
3. Average measurements: RBW = 1MHz, VBW = 10 Hz, Sweep: Auto.
4. Measurement Level = Reading Level + Correct Factor.
5. Correct Factor = Antenna factor + Cable loss – Amplifier gain.
6. The average measurement was not performed when the peak measured data under the limit of average detection.
7. The emission levels of other frequencies are very lower than the limit and not show in test report.

Product : Intel® Dual Band Wireless-AC 7260
 Test Item : Harmonic Radiated Emission Data
 Test Site : No.3 OATS
 Test Mode : Mode 2: Transmit (802.11n-20BW 14.4Mbps)_ANT1) (5180MHz)

Frequency MHz	Correct Factor dB	Reading Level dBuV	Measurement Level dBuV/m	Margin dB	Limit dBuV/m
Horizontal					
Peak Detector:					
10360.000	12.930	36.260	49.190	-24.810	74.000
15540.000	*	*	*	*	74.000
20720.000	*	*	*	*	74.000
25900.000	*	*	*	*	74.000
Average Detector:					
--					
Vertical					
Peak Detector:					
10360.000	13.724	37.260	50.984	-23.016	74.000
15540.000	*	*	*	*	74.000
20720.000	*	*	*	*	74.000
25900.000	*	*	*	*	74.000
Average Detector:					
--					

Note:

1. All Readings below 1GHz are Quasi-Peak, above 1GHz are performed with peak and/or average measurements as necessary.
2. Peak measurements: RBW = 1MHz, VBW = 3 MHz, Sweep: Auto.
3. Average measurements: RBW = 1MHz, VBW = 10 Hz, Sweep: Auto.
4. Measurement Level = Reading Level + Correct Factor.
5. Correct Factor = Antenna factor + Cable loss – Amplifier gain.
6. The average measurement was not performed when the peak measured data under the limit of average detection.
7. The emission levels of other frequencies are very lower than the limit and not show in test report.

Product : Intel® Dual Band Wireless-AC 7260
 Test Item : Harmonic Radiated Emission Data
 Test Site : No.3 OATS
 Test Mode : Mode 2: Transmit (802.11n-20BW 14.4Mbps)_ANT1) (5200MHz)

Frequency MHz	Correct Factor dB	Reading Level dBuV	Measurement Level dBuV/m	Margin dB	Limit dBuV/m
Horizontal					
Peak Detector:					
10400.000	12.959	37.260	50.219	-23.781	74.000
15660.000	*	*	*	*	74.000
20880.000	*	*	*	*	74.000
26100.000	*	*	*	*	74.000
Average Detector:					
--					
Vertical					
Peak Detector:					
10400.000	13.877	37.260	51.137	-22.863	74.000
15660.000	*	*	*	*	74.000
20880.000	*	*	*	*	74.000
26100.000	*	*	*	*	74.000
Average Detector:					
--					

Note:

1. All Readings below 1GHz are Quasi-Peak, above 1GHz are performed with peak and/or average measurements as necessary.
2. Peak measurements: RBW = 1MHz, VBW = 3 MHz, Sweep: Auto.
3. Average measurements: RBW = 1MHz, VBW = 10 Hz, Sweep: Auto.
4. Measurement Level = Reading Level + Correct Factor.
5. Correct Factor = Antenna factor + Cable loss – Amplifier gain.
6. The average measurement was not performed when the peak measured data under the limit of average detection.
7. The emission levels of other frequencies are very lower than the limit and not show in test report.

Product : Intel® Dual Band Wireless-AC 7260
 Test Item : Harmonic Radiated Emission Data
 Test Site : No.3 OATS
 Test Mode : Mode 2: Transmit (802.11n-20BW 14.4Mbps)_ANT1) (5240MHz)

Frequency MHz	Correct Factor dB	Reading Level dBuV	Measurement Level dBuV/m	Margin dB	Limit dBuV/m
Horizontal					
Peak Detector:					
10480.000	13.693	36.260	49.954	-24.046	74.000
15720.000	*	*	*	*	74.000
20960.000	*	*	*	*	74.000
26200.000	*	*	*	*	74.000
Average Detector:					
--					
Vertical					
Peak Detector:					
10480.000	14.620	37.260	51.881	-22.119	74.000
15720.000	*	*	*	*	74.000
20960.000	*	*	*	*	74.000
26200.000	*	*	*	*	74.000
Average Detector:					
--					

Note:

1. All Readings below 1GHz are Quasi-Peak, above 1GHz are performed with peak and/or average measurements as necessary.
2. Peak measurements: RBW = 1MHz, VBW = 3 MHz, Sweep: Auto.
3. Average measurements: RBW = 1MHz, VBW = 10 Hz, Sweep: Auto.
4. Measurement Level = Reading Level + Correct Factor.
5. Correct Factor = Antenna factor + Cable loss – Amplifier gain.
6. The average measurement was not performed when the peak measured data under the limit of average detection.
7. The emission levels of other frequencies are very lower than the limit and not show in test report.

Product : Intel® Dual Band Wireless-AC 7260
 Test Item : Harmonic Radiated Emission Data
 Test Site : No.3 OATS
 Test Mode : Mode 2: Transmit (802.11n-20BW 14.4Mbps)_ANT1) (5260MHz)

Frequency MHz	Correct Factor dB	Reading Level dBuV	Measurement Level dBuV/m	Margin dB	Limit dBuV/m
Horizontal					
Peak Detector:					
10520.000	14.015	36.260	50.275	-23.725	74.000
15780.000	*	*	*	*	74.000
21040.000	*	*	*	*	74.000
26300.000	*	*	*	*	74.000
Average Detector:					
--					
Vertical					
Peak Detector:					
10520.000	14.818	36.690	51.508	-22.492	74.000
15780.000	*	*	*	*	74.000
21040.000	*	*	*	*	74.000
26300.000	*	*	*	*	74.000
Average Detector:					
--					

Note:

1. All Readings below 1GHz are Quasi-Peak, above 1GHz are performed with peak and/or average measurements as necessary.
2. Peak measurements: RBW = 1MHz, VBW = 3 MHz, Sweep: Auto.
3. Average measurements: RBW = 1MHz, VBW = 10 Hz, Sweep: Auto.
4. Measurement Level = Reading Level + Correct Factor.
5. Correct Factor = Antenna factor + Cable loss – Amplifier gain.
6. The average measurement was not performed when the peak measured data under the limit of average detection.
7. The emission levels of other frequencies are very lower than the limit and not show in test report.

Product : Intel® Dual Band Wireless-AC 7260
 Test Item : Harmonic Radiated Emission Data
 Test Site : No.3 OATS
 Test Mode : Mode 2: Transmit (802.11n-20BW 14.4Mbps)_ANT1) (5300MHz)

Frequency MHz	Correct Factor dB	Reading Level dBuV	Measurement Level dBuV/m	Margin dB	Limit dBuV/m
Horizontal					
Peak Detector:					
10600.000	14.550	36.696	51.245	-22.755	74.000
15900.000	*	*	*	*	74.000
21200.000	*	*	*	*	74.000
26500.000	*	*	*	*	74.000
Average Detector:					
--					
Vertical					
Peak Detector:					
10600.000	14.881	37.230	52.111	-21.889	74.000
15900.000	*	*	*	*	74.000
21200.000	*	*	*	*	74.000
26500.000	*	*	*	*	74.000
Average Detector:					
--					

Note:

1. All Readings below 1GHz are Quasi-Peak, above 1GHz are performed with peak and/or average measurements as necessary.
2. Peak measurements: RBW = 1MHz, VBW = 3 MHz, Sweep: Auto.
3. Average measurements: RBW = 1MHz, VBW = 10 Hz, Sweep: Auto.
4. Measurement Level = Reading Level + Correct Factor.
5. Correct Factor = Antenna factor + Cable loss – Amplifier gain.
6. The average measurement was not performed when the peak measured data under the limit of average detection.
7. The emission levels of other frequencies are very lower than the limit and not show in test report.

Product : Intel® Dual Band Wireless-AC 7260
 Test Item : Harmonic Radiated Emission Data
 Test Site : No.3 OATS
 Test Mode : Mode 2: Transmit (802.11n-20BW 14.4Mbps)_ANT1) (5320MHz)

Frequency MHz	Correct Factor dB	Reading Level dBuV	Measurement Level dBuV/m	Margin dB	Limit dBuV/m
Horizontal					
Peak Detector:					
10640.000	14.690	36.360	51.050	-22.950	74.000
15960.000	*	*	*	*	74.000
21280.000	*	*	*	*	74.000
26600.000	*	*	*	*	74.000
Average Detector:					
--					
Vertical					
Peak Detector:					
10640.000	15.083	37.260	52.343	-21.657	74.000
15960.000	*	*	*	*	74.000
21280.000	*	*	*	*	74.000
26600.000	*	*	*	*	74.000
Average Detector:					
--					

Note:

1. All Readings below 1GHz are Quasi-Peak, above 1GHz are performed with peak and/or average measurements as necessary.
2. Peak measurements: RBW = 1MHz, VBW = 3 MHz, Sweep: Auto.
3. Average measurements: RBW = 1MHz, VBW = 10 Hz, Sweep: Auto.
4. Measurement Level = Reading Level + Correct Factor.
5. Correct Factor = Antenna factor + Cable loss – Amplifier gain.
6. The average measurement was not performed when the peak measured data under the limit of average detection.
7. The emission levels of other frequencies are very lower than the limit and not show in test report.

Product : Intel® Dual Band Wireless-AC 7260
 Test Item : Harmonic Radiated Emission Data
 Test Site : No.3 OATS
 Test Mode : Mode 2: Transmit (802.11n-20BW 14.4Mbps)_ANT1) (5500MHz)

Frequency MHz	Correct Factor dB	Reading Level dBuV	Measurement Level dBuV/m	Margin dB	Limit dBuV/m
Horizontal					
Peak Detector:					
11000.000	16.399	36.256	52.655	-21.345	74.000
16500.000	*	*	*	*	74.000
22000.000	*	*	*	*	74.000
27500.000	*	*	*	*	74.000
Average Detector:					
--					
Vertical					
Peak Detector:					
11000.000	17.132	36.250	53.382	-20.618	74.000
16500.000	*	*	*	*	74.000
22000.000	*	*	*	*	74.000
27500.000	*	*	*	*	74.000
Average Detector:					
--					

Note:

1. All Readings below 1GHz are Quasi-Peak, above 1GHz are performed with peak and/or average measurements as necessary.
2. Peak measurements: RBW = 1MHz, VBW = 3 MHz, Sweep: Auto.
3. Average measurements: RBW = 1MHz, VBW = 10 Hz, Sweep: Auto.
4. Measurement Level = Reading Level + Correct Factor.
5. Correct Factor = Antenna factor + Cable loss – Amplifier gain.
6. The average measurement was not performed when the peak measured data under the limit of average detection.
7. The emission levels of other frequencies are very lower than the limit and not show in test report.

Product : Intel® Dual Band Wireless-AC 7260
 Test Item : Harmonic Radiated Emission Data
 Test Site : No.3 OATS
 Test Mode : Mode 2: Transmit (802.11n-20BW 14.4Mbps)_ANT1) (5580MHz)

Frequency MHz	Correct Factor dB	Reading Level dBuV	Measurement Level dBuV/m	Margin dB	Limit dBuV/m
Horizontal					
Peak Detector:					
11160.000	16.664	35.980	52.645	-21.355	74.000
16740.000	*	*	*	*	74.000
22320.000	*	*	*	*	74.000
27900.000	*	*	*	*	74.000
Average Detector:					
--					
Vertical					
Peak Detector:					
11160.000	17.643	36.260	53.903	-20.097	74.000
16740.000	*	*	*	*	74.000
22320.000	*	*	*	*	74.000
27900.000	*	*	*	*	74.000
Average Detector:					
--					

Note:

1. All Readings below 1GHz are Quasi-Peak, above 1GHz are performed with peak and/or average measurements as necessary.
2. Peak measurements: RBW = 1MHz, VBW = 3 MHz, Sweep: Auto.
3. Average measurements: RBW = 1MHz, VBW = 10 Hz, Sweep: Auto.
4. Measurement Level = Reading Level + Correct Factor.
5. Correct Factor = Antenna factor + Cable loss – Amplifier gain.
6. The average measurement was not performed when the peak measured data under the limit of average detection.
7. The emission levels of other frequencies are very lower than the limit and not show in test report.

Product : Intel® Dual Band Wireless-AC 7260
 Test Item : Harmonic Radiated Emission Data
 Test Site : No.3 OATS
 Test Mode : Mode 2: Transmit (802.11n-20BW 14.4Mbps)_ANT1) (5700MHz)

Frequency MHz	Correct Factor dB	Reading Level dBuV	Measurement Level dBuV/m	Margin dB	Limit dBuV/m
Horizontal					
Peak Detector:					
11400.000	16.530	36.020	52.551	-21.449	74.000
17100.000	*	*	*	*	74.000
22800.000	*	*	*	*	74.000
28500.000	*	*	*	*	74.000
Average Detector:					
--					
Vertical					
Peak Detector:					
11400.000	17.138	36.230	53.368	-20.632	74.000
17100.000	*	*	*	*	74.000
22800.000	*	*	*	*	74.000
28500.000	*	*	*	*	74.000
Average Detector:					
--					

Note:

1. All Readings below 1GHz are Quasi-Peak, above 1GHz are performed with peak and/or average measurements as necessary.
2. Peak measurements: RBW = 1MHz, VBW = 3 MHz, Sweep: Auto.
3. Average measurements: RBW = 1MHz, VBW = 10 Hz, Sweep: Auto.
4. Measurement Level = Reading Level + Correct Factor.
5. Correct Factor = Antenna factor + Cable loss – Amplifier gain.
6. The average measurement was not performed when the peak measured data under the limit of average detection.
7. The emission levels of other frequencies are very lower than the limit and not show in test report.

Product : Intel® Dual Band Wireless-AC 7260
 Test Item : Harmonic Radiated Emission Data
 Test Site : No.3 OATS
 Test Mode : Mode 2: Transmit (802.11n-20BW 14.4Mbps)_ANT2) (5180MHz)

Frequency MHz	Correct Factor dB	Reading Level dBuV	Measurement Level dBuV/m	Margin dB	Limit dBuV/m
Horizontal					
Peak Detector:					
10360.000	12.930	36.120	49.050	-24.950	74.000
15540.000	*	*	*	*	74.000
20720.000	*	*	*	*	74.000
25900.000	*	*	*	*	74.000
Average Detector:					
--					
Vertical					
Peak Detector:					
10360.000	13.724	37.120	50.844	-23.156	74.000
15540.000	*	*	*	*	74.000
20720.000	*	*	*	*	74.000
25900.000	*	*	*	*	74.000
Average Detector:					
--					

Note:

1. All Readings below 1GHz are Quasi-Peak, above 1GHz are performed with peak and/or average measurements as necessary.
2. Peak measurements: RBW = 1MHz, VBW = 3 MHz, Sweep: Auto.
3. Average measurements: RBW = 1MHz, VBW = 10 Hz, Sweep: Auto.
4. Measurement Level = Reading Level + Correct Factor.
5. Correct Factor = Antenna factor + Cable loss – Amplifier gain.
6. The average measurement was not performed when the peak measured data under the limit of average detection.
7. The emission levels of other frequencies are very lower than the limit and not show in test report.

Product : Intel® Dual Band Wireless-AC 7260
 Test Item : Harmonic Radiated Emission Data
 Test Site : No.3 OATS
 Test Mode : Mode 2: Transmit (802.11n-20BW 14.4Mbps)_ANT2) (5200MHz)

Frequency MHz	Correct Factor dB	Reading Level dBuV	Measurement Level dBuV/m	Margin dB	Limit dBuV/m
Horizontal					
Peak Detector:					
10400.000	12.959	37.120	50.079	-23.921	74.000
15660.000	*	*	*	*	74.000
20880.000	*	*	*	*	74.000
26100.000	*	*	*	*	74.000
Average Detector:					
--					
Vertical					
Peak Detector:					
10400.000	13.877	37.150	51.027	-22.973	74.000
15660.000	*	*	*	*	74.000
20880.000	*	*	*	*	74.000
26100.000	*	*	*	*	74.000
Average Detector:					
--					

Note:

1. All Readings below 1GHz are Quasi-Peak, above 1GHz are performed with peak and/or average measurements as necessary.
2. Peak measurements: RBW = 1MHz, VBW = 3 MHz, Sweep: Auto.
3. Average measurements: RBW = 1MHz, VBW = 10 Hz, Sweep: Auto.
4. Measurement Level = Reading Level + Correct Factor.
5. Correct Factor = Antenna factor + Cable loss – Amplifier gain.
6. The average measurement was not performed when the peak measured data under the limit of average detection.
7. The emission levels of other frequencies are very lower than the limit and not show in test report.

Product : Intel® Dual Band Wireless-AC 7260
 Test Item : Harmonic Radiated Emission Data
 Test Site : No.3 OATS
 Test Mode : Mode 2: Transmit (802.11n-20BW 14.4Mbps)_ANT2) (5240MHz)

Frequency MHz	Correct Factor dB	Reading Level dBuV	Measurement Level dBuV/m	Margin dB	Limit dBuV/m
Horizontal					
Peak Detector:					
10480.000	13.693	36.290	49.984	-24.016	74.000
15720.000	*	*	*	*	74.000
20960.000	*	*	*	*	74.000
26200.000	*	*	*	*	74.000
Average Detector:					
--					
Vertical					
Peak Detector:					
10480.000	14.620	37.160	51.781	-22.219	74.000
15720.000	*	*	*	*	74.000
20960.000	*	*	*	*	74.000
26200.000	*	*	*	*	74.000
Average Detector:					
--					

Note:

1. All Readings below 1GHz are Quasi-Peak, above 1GHz are performed with peak and/or average measurements as necessary.
2. Peak measurements: RBW = 1MHz, VBW = 3 MHz, Sweep: Auto.
3. Average measurements: RBW = 1MHz, VBW = 10 Hz, Sweep: Auto.
4. Measurement Level = Reading Level + Correct Factor.
5. Correct Factor = Antenna factor + Cable loss – Amplifier gain.
6. The average measurement was not performed when the peak measured data under the limit of average detection.
7. The emission levels of other frequencies are very lower than the limit and not show in test report.

Product : Intel® Dual Band Wireless-AC 7260
 Test Item : Harmonic Radiated Emission Data
 Test Site : No.3 OATS
 Test Mode : Mode 2: Transmit (802.11n-20BW 14.4Mbps)_ANT2) (5260MHz)

Frequency MHz	Correct Factor dB	Reading Level dBuV	Measurement Level dBuV/m	Margin dB	Limit dBuV/m
Horizontal					
Peak Detector:					
10520.000	14.015	36.260	50.275	-23.725	74.000
15780.000	*	*	*	*	74.000
21040.000	*	*	*	*	74.000
26300.000	*	*	*	*	74.000
Average Detector:					
--					
Vertical					
Peak Detector:					
10520.000	14.818	36.590	51.408	-22.592	74.000
15780.000	*	*	*	*	74.000
21040.000	*	*	*	*	74.000
26300.000	*	*	*	*	74.000
Average Detector:					
--					

Note:

1. All Readings below 1GHz are Quasi-Peak, above 1GHz are performed with peak and/or average measurements as necessary.
2. Peak measurements: RBW = 1MHz, VBW = 3 MHz, Sweep: Auto.
3. Average measurements: RBW = 1MHz, VBW = 10 Hz, Sweep: Auto.
4. Measurement Level = Reading Level + Correct Factor.
5. Correct Factor = Antenna factor + Cable loss – Amplifier gain.
6. The average measurement was not performed when the peak measured data under the limit of average detection.
7. The emission levels of other frequencies are very lower than the limit and not show in test report.

Product : Intel® Dual Band Wireless-AC 7260
 Test Item : Harmonic Radiated Emission Data
 Test Site : No.3 OATS
 Test Mode : Mode 2: Transmit (802.11n-20BW 14.4Mbps)_ANT2) (5300MHz)

Frequency MHz	Correct Factor dB	Reading Level dBuV	Measurement Level dBuV/m	Margin dB	Limit dBuV/m
Horizontal					
Peak Detector:					
10600.000	14.550	36.480	51.029	-22.971	74.000
15900.000	*	*	*	*	74.000
21200.000	*	*	*	*	74.000
26500.000	*	*	*	*	74.000
Average Detector:					
--					
Vertical					
Peak Detector:					
10600.000	14.881	37.290	52.171	-21.829	74.000
15900.000	*	*	*	*	74.000
21200.000	*	*	*	*	74.000
26500.000	*	*	*	*	74.000
Average Detector:					
--					

Note:

1. All Readings below 1GHz are Quasi-Peak, above 1GHz are performed with peak and/or average measurements as necessary.
2. Peak measurements: RBW = 1MHz, VBW = 3 MHz, Sweep: Auto.
3. Average measurements: RBW = 1MHz, VBW = 10 Hz, Sweep: Auto.
4. Measurement Level = Reading Level + Correct Factor.
5. Correct Factor = Antenna factor + Cable loss – Amplifier gain.
6. The average measurement was not performed when the peak measured data under the limit of average detection.
7. The emission levels of other frequencies are very lower than the limit and not show in test report.

Product : Intel® Dual Band Wireless-AC 7260
 Test Item : Harmonic Radiated Emission Data
 Test Site : No.3 OATS
 Test Mode : Mode 2: Transmit (802.11n-20BW 14.4Mbps)_ANT2) (5320MHz)

Frequency MHz	Correct Factor dB	Reading Level dBuV	Measurement Level dBuV/m	Margin dB	Limit dBuV/m
Horizontal					
Peak Detector:					
10640.000	14.690	36.590	51.280	-22.720	74.000
15960.000	*	*	*	*	74.000
21280.000	*	*	*	*	74.000
26600.000	*	*	*	*	74.000
Average Detector:					
--					
Vertical					
Peak Detector:					
10640.000	15.083	37.590	52.673	-21.327	74.000
15960.000	*	*	*	*	74.000
21280.000	*	*	*	*	74.000
26600.000	*	*	*	*	74.000
Average Detector:					
--					

Note:

1. All Readings below 1GHz are Quasi-Peak, above 1GHz are performed with peak and/or average measurements as necessary.
2. Peak measurements: RBW = 1MHz, VBW = 3 MHz, Sweep: Auto.
3. Average measurements: RBW = 1MHz, VBW = 10 Hz, Sweep: Auto.
4. Measurement Level = Reading Level + Correct Factor.
5. Correct Factor = Antenna factor + Cable loss – Amplifier gain.
6. The average measurement was not performed when the peak measured data under the limit of average detection.
7. The emission levels of other frequencies are very lower than the limit and not show in test report.

Product : Intel® Dual Band Wireless-AC 7260
 Test Item : Harmonic Radiated Emission Data
 Test Site : No.3 OATS
 Test Mode : Mode 2: Transmit (802.11n-20BW 14.4Mbps)_ANT2) (5500MHz)

Frequency MHz	Correct Factor dB	Reading Level dBuV	Measurement Level dBuV/m	Margin dB	Limit dBuV/m
Horizontal					
Peak Detector:					
11000.000	16.399	36.590	52.989	-21.011	74.000
16500.000	*	*	*	*	74.000
22000.000	*	*	*	*	74.000
27500.000	*	*	*	*	74.000
Average Detector:					
--					
Vertical					
Peak Detector:					
11000.000	17.132	36.570	53.702	-20.298	74.000
16500.000	*	*	*	*	74.000
22000.000	*	*	*	*	74.000
27500.000	*	*	*	*	74.000
Average Detector:					
--					

Note:

1. All Readings below 1GHz are Quasi-Peak, above 1GHz are performed with peak and/or average measurements as necessary.
2. Peak measurements: RBW = 1MHz, VBW = 3 MHz, Sweep: Auto.
3. Average measurements: RBW = 1MHz, VBW = 10 Hz, Sweep: Auto.
4. Measurement Level = Reading Level + Correct Factor.
5. Correct Factor = Antenna factor + Cable loss – Amplifier gain.
6. The average measurement was not performed when the peak measured data under the limit of average detection.
7. The emission levels of other frequencies are very lower than the limit and not show in test report.

Product : Intel® Dual Band Wireless-AC 7260
 Test Item : Harmonic Radiated Emission Data
 Test Site : No.3 OATS
 Test Mode : Mode 2: Transmit (802.11n-20BW 14.4Mbps)_ANT2) (5580MHz)

Frequency MHz	Correct Factor dB	Reading Level dBuV	Measurement Level dBuV/m	Margin dB	Limit dBuV/m
Horizontal					
Peak Detector:					
11160.000	16.639	35.590	52.229	-21.771	74.000
16740.000	*	*	*	*	74.000
22320.000	*	*	*	*	74.000
27900.000	*	*	*	*	74.000
Average Detector:					
--					
Vertical					
Peak Detector:					
11160.000	17.521	36.190	53.711	-20.289	74.000
16740.000	*	*	*	*	74.000
22320.000	*	*	*	*	74.000
27900.000	*	*	*	*	74.000
Average Detector:					
--					

Note:

1. All Readings below 1GHz are Quasi-Peak, above 1GHz are performed with peak and/or average measurements as necessary.
2. Peak measurements: RBW = 1MHz, VBW = 3 MHz, Sweep: Auto.
3. Average measurements: RBW = 1MHz, VBW = 10 Hz, Sweep: Auto.
4. Measurement Level = Reading Level + Correct Factor.
5. Correct Factor = Antenna factor + Cable loss – Amplifier gain.
6. The average measurement was not performed when the peak measured data under the limit of average detection.
7. The emission levels of other frequencies are very lower than the limit and not show in test report.

Product : Intel® Dual Band Wireless-AC 7260
 Test Item : Harmonic Radiated Emission Data
 Test Site : No.3 OATS
 Test Mode : Mode 2: Transmit (802.11n-20BW 14.4Mbps)_ANT2) (5700MHz)

Frequency MHz	Correct Factor dB	Reading Level dBuV	Measurement Level dBuV/m	Margin dB	Limit dBuV/m
Horizontal					
Peak Detector:					
11400.000	16.530	36.590	53.121	-20.879	74.000
17100.000	*	*	*	*	74.000
22800.000	*	*	*	*	74.000
28500.000	*	*	*	*	74.000
Average Detector:					
--					
Vertical					
Peak Detector:					
11400.000	17.138	36.230	53.368	-20.632	74.000
17100.000	*	*	*	*	74.000
22800.000	*	*	*	*	74.000
28500.000	*	*	*	*	74.000
Average Detector:					
--					

Note:

1. All Readings below 1GHz are Quasi-Peak, above 1GHz are performed with peak and/or average measurements as necessary.
2. Peak measurements: RBW = 1MHz, VBW = 3 MHz, Sweep: Auto.
3. Average measurements: RBW = 1MHz, VBW = 10 Hz, Sweep: Auto.
4. Measurement Level = Reading Level + Correct Factor.
5. Correct Factor = Antenna factor + Cable loss – Amplifier gain.
6. The average measurement was not performed when the peak measured data under the limit of average detection.
7. The emission levels of other frequencies are very lower than the limit and not show in test report.

Product : Intel® Dual Band Wireless-AC 7260
 Test Item : Harmonic Radiated Emission Data
 Test Site : No.3 OATS
 Test Mode : Mode 2: Transmit (802.11n-20BW 14.4Mbps)_ANT1+ANT2) (5180MHz)

Frequency MHz	Correct Factor dB	Reading Level dBuV	Measurement Level dBuV/m	Margin dB	Limit dBuV/m
Horizontal					
Peak Detector:					
10360.000	12.930	36.230	49.160	-24.840	74.000
15540.000	*	*	*	*	74.000
20720.000	*	*	*	*	74.000
25900.000	*	*	*	*	74.000
Average Detector:					
--					
Vertical					
Peak Detector:					
10360.000	13.724	35.230	48.954	-25.046	74.000
15540.000	*	*	*	*	74.000
20720.000	*	*	*	*	74.000
25900.000	*	*	*	*	74.000
Average Detector:					
--					

Note:

1. All Readings below 1GHz are Quasi-Peak, above 1GHz are performed with peak and/or average measurements as necessary.
2. Peak measurements: RBW = 1MHz, VBW = 3 MHz, Sweep: Auto.
3. Average measurements: RBW = 1MHz, VBW = 10 Hz, Sweep: Auto.
4. Measurement Level = Reading Level + Correct Factor.
5. Correct Factor = Antenna factor + Cable loss – Amplifier gain.
6. The average measurement was not performed when the peak measured data under the limit of average detection.
7. The emission levels of other frequencies are very lower than the limit and not show in test report.

Product : Intel® Dual Band Wireless-AC 7260
 Test Item : Harmonic Radiated Emission Data
 Test Site : No.3 OATS
 Test Mode : Mode 2: Transmit (802.11n-20BW 14.4Mbps)_ANT1+ANT2) (5200MHz)

Frequency MHz	Correct Factor dB	Reading Level dBuV	Measurement Level dBuV/m	Margin dB	Limit dBuV/m
Horizontal					
Peak Detector:					
10400.000	13.322	36.590	49.912	-24.088	74.000
15660.000	*	*	*	*	74.000
20880.000	*	*	*	*	74.000
26100.000	*	*	*	*	74.000
Average Detector:					
--					
Vertical					
Peak Detector:					
10400.000	14.245	36.550	50.795	-23.205	74.000
15660.000	*	*	*	*	74.000
20880.000	*	*	*	*	74.000
26100.000	*	*	*	*	74.000
Average Detector:					
--					

Note:

1. All Readings below 1GHz are Quasi-Peak, above 1GHz are performed with peak and/or average measurements as necessary.
2. Peak measurements: RBW = 1MHz, VBW = 3 MHz, Sweep: Auto.
3. Average measurements: RBW = 1MHz, VBW = 10 Hz, Sweep: Auto.
4. Measurement Level = Reading Level + Correct Factor.
5. Correct Factor = Antenna factor + Cable loss – Amplifier gain.
6. The average measurement was not performed when the peak measured data under the limit of average detection.
7. The emission levels of other frequencies are very lower than the limit and not show in test report.

Product : Intel® Dual Band Wireless-AC 7260
 Test Item : Harmonic Radiated Emission Data
 Test Site : No.3 OATS
 Test Mode : Mode 2: Transmit (802.11n-20BW 14.4Mbps)_ANT1+ANT2) (5240MHz)

Frequency MHz	Correct Factor dB	Reading Level dBuV	Measurement Level dBuV/m	Margin dB	Limit dBuV/m
Horizontal					
Peak Detector:					
10480.000	13.693	36.260	49.954	-24.046	74.000
15720.000	*	*	*	*	74.000
20960.000	*	*	*	*	74.000
26200.000	*	*	*	*	74.000
Average Detector:					
--					
Vertical					
Peak Detector:					
10480.000	14.620	36.540	51.161	-22.839	74.000
15720.000	*	*	*	*	74.000
20960.000	*	*	*	*	74.000
26200.000	*	*	*	*	74.000
Average Detector:					
--					

Note:

1. All Readings below 1GHz are Quasi-Peak, above 1GHz are performed with peak and/or average measurements as necessary.
2. Peak measurements: RBW = 1MHz, VBW = 3 MHz, Sweep: Auto.
3. Average measurements: RBW = 1MHz, VBW = 10 Hz, Sweep: Auto.
4. Measurement Level = Reading Level + Correct Factor.
5. Correct Factor = Antenna factor + Cable loss – Amplifier gain.
6. The average measurement was not performed when the peak measured data under the limit of average detection.
7. The emission levels of other frequencies are very lower than the limit and not show in test report.

Product : Intel® Dual Band Wireless-AC 7260
 Test Item : Harmonic Radiated Emission Data
 Test Site : No.3 OATS
 Test Mode : Mode 2: Transmit (802.11n-20BW 14.4Mbps)_ANT1+ANT2) (5260MHz)

Frequency MHz	Correct Factor dB	Reading Level dBuV	Measurement Level dBuV/m	Margin dB	Limit dBuV/m
Horizontal					
Peak Detector:					
10520.000	14.015	36.230	50.245	-23.755	74.000
15780.000	*	*	*	*	74.000
21040.000	*	*	*	*	74.000
26300.000	*	*	*	*	74.000
Average Detector:					
--					
Vertical					
Peak Detector:					
10520.000	14.818	36.510	51.328	-22.672	74.000
15780.000	*	*	*	*	74.000
21040.000	*	*	*	*	74.000
26300.000	*	*	*	*	74.000
Average Detector:					
--					

Note:

1. All Readings below 1GHz are Quasi-Peak, above 1GHz are performed with peak and/or average measurements as necessary.
2. Peak measurements: RBW = 1MHz, VBW = 3 MHz, Sweep: Auto.
3. Average measurements: RBW = 1MHz, VBW = 10 Hz, Sweep: Auto.
4. Measurement Level = Reading Level + Correct Factor.
5. Correct Factor = Antenna factor + Cable loss – Amplifier gain.
6. The average measurement was not performed when the peak measured data under the limit of average detection.
7. The emission levels of other frequencies are very lower than the limit and not show in test report.

Product : Intel® Dual Band Wireless-AC 7260
 Test Item : Harmonic Radiated Emission Data
 Test Site : No.3 OATS
 Test Mode : Mode 2: Transmit (802.11n-20BW 14.4Mbps)_ANT1+ANT2) (5300MHz)

Frequency MHz	Correct Factor dB	Reading Level dBuV	Measurement Level dBuV/m	Margin dB	Limit dBuV/m
Horizontal					
Peak Detector:					
10600.000	14.550	36.530	51.079	-22.921	74.000
15900.000	*	*	*	*	74.000
21200.000	*	*	*	*	74.000
26500.000	*	*	*	*	74.000
Average Detector:					
--					
Vertical					
Peak Detector:					
10600.000	14.881	36.230	51.111	-22.889	74.000
15900.000	*	*	*	*	74.000
21200.000	*	*	*	*	74.000
26500.000	*	*	*	*	74.000
Average Detector:					
--					

Note:

1. All Readings below 1GHz are Quasi-Peak, above 1GHz are performed with peak and/or average measurements as necessary.
2. Peak measurements: RBW = 1MHz, VBW = 3 MHz, Sweep: Auto.
3. Average measurements: RBW = 1MHz, VBW = 10 Hz, Sweep: Auto.
4. Measurement Level = Reading Level + Correct Factor.
5. Correct Factor = Antenna factor + Cable loss – Amplifier gain.
6. The average measurement was not performed when the peak measured data under the limit of average detection.
7. The emission levels of other frequencies are very lower than the limit and not show in test report.

Product : Intel® Dual Band Wireless-AC 7260
 Test Item : Harmonic Radiated Emission Data
 Test Site : No.3 OATS
 Test Mode : Mode 2: Transmit (802.11n-20BW 14.4Mbps)_ANT1+ANT2) (5320MHz)

Frequency MHz	Correct Factor dB	Reading Level dBuV	Measurement Level dBuV/m	Margin dB	Limit dBuV/m
Horizontal					
Peak Detector:					
10640.000	14.690	36.230	50.920	-23.080	74.000
15960.000	*	*	*	*	74.000
21280.000	*	*	*	*	74.000
26600.000	*	*	*	*	74.000
Average Detector:					
--					
Vertical					
Peak Detector:					
10640.000	15.083	36.230	51.313	-22.687	74.000
15960.000	*	*	*	*	74.000
21280.000	*	*	*	*	74.000
26600.000	*	*	*	*	74.000
Average Detector:					
--					

Note:

1. All Readings below 1GHz are Quasi-Peak, above 1GHz are performed with peak and/or average measurements as necessary.
2. Peak measurements: RBW = 1MHz, VBW = 3 MHz, Sweep: Auto.
3. Average measurements: RBW = 1MHz, VBW = 10 Hz, Sweep: Auto.
4. Measurement Level = Reading Level + Correct Factor.
5. Correct Factor = Antenna factor + Cable loss – Amplifier gain.
6. The average measurement was not performed when the peak measured data under the limit of average detection.
7. The emission levels of other frequencies are very lower than the limit and not show in test report.

Product : Intel® Dual Band Wireless-AC 7260
 Test Item : Harmonic Radiated Emission Data
 Test Site : No.3 OATS
 Test Mode : Mode 2: Transmit (802.11n-20BW 14.4Mbps)_ANT1+ANT2) (5500MHz)

Frequency MHz	Correct Factor dB	Reading Level dBuV	Measurement Level dBuV/m	Margin dB	Limit dBuV/m
Horizontal					
Peak Detector:					
11000.000	16.399	36.230	52.629	-21.371	74.000
16500.000	*	*	*	*	74.000
22000.000	*	*	*	*	74.000
27500.000	*	*	*	*	74.000
Average Detector:					
--					
Vertical					
Peak Detector:					
11000.000	17.132	36.210	53.342	-20.658	74.000
16500.000	*	*	*	*	74.000
22000.000	*	*	*	*	74.000
27500.000	*	*	*	*	74.000
Average Detector:					
--					

Note:

1. All Readings below 1GHz are Quasi-Peak, above 1GHz are performed with peak and/or average measurements as necessary.
2. Peak measurements: RBW = 1MHz, VBW = 3 MHz, Sweep: Auto.
3. Average measurements: RBW = 1MHz, VBW = 10 Hz, Sweep: Auto.
4. Measurement Level = Reading Level + Correct Factor.
5. Correct Factor = Antenna factor + Cable loss – Amplifier gain.
6. The average measurement was not performed when the peak measured data under the limit of average detection.
7. The emission levels of other frequencies are very lower than the limit and not show in test report.

Product : Intel® Dual Band Wireless-AC 7260
 Test Item : Harmonic Radiated Emission Data
 Test Site : No.3 OATS
 Test Mode : Mode 2: Transmit (802.11n-20BW 14.4Mbps)_ANT1+ANT2) (5580MHz)

Frequency MHz	Correct Factor dB	Reading Level dBuV	Measurement Level dBuV/m	Margin dB	Limit dBuV/m
Horizontal					
Peak Detector:					
11160.000	17.132	36.210	53.342	-20.658	74.000
16740.000	*	*	*	*	74.000
22320.000	*	*	*	*	74.000
27900.000	*	*	*	*	74.000
Average Detector:					
--					
Vertical					
Peak Detector:					
11160.000	17.643	35.230	52.873	-21.127	74.000
16740.000	*	*	*	*	74.000
22320.000	*	*	*	*	74.000
27900.000	*	*	*	*	74.000
Average Detector:					
--					

Note:

1. All Readings below 1GHz are Quasi-Peak, above 1GHz are performed with peak and/or average measurements as necessary.
2. Peak measurements: RBW = 1MHz, VBW = 3 MHz, Sweep: Auto.
3. Average measurements: RBW = 1MHz, VBW = 10 Hz, Sweep: Auto.
4. Measurement Level = Reading Level + Correct Factor.
5. Correct Factor = Antenna factor + Cable loss – Amplifier gain.
6. The average measurement was not performed when the peak measured data under the limit of average detection.
7. The emission levels of other frequencies are very lower than the limit and not show in test report.

Product : Intel® Dual Band Wireless-AC 7260
 Test Item : Harmonic Radiated Emission Data
 Test Site : No.3 OATS
 Test Mode : Mode 2: Transmit (802.11n-20BW 14.4Mbps)_ANT1+ANT2) (5700MHz)

Frequency MHz	Correct Factor dB	Reading Level dBuV	Measurement Level dBuV/m	Margin dB	Limit dBuV/m
Horizontal					
Peak Detector:					
11400.000	16.530	35.260	51.791	-22.209	74.000
17100.000	*	*	*	*	74.000
22800.000	*	*	*	*	74.000
28500.000	*	*	*	*	74.000
Average Detector:					
--					
Vertical					
Peak Detector:					
11400.000	17.138	36.250	53.388	-20.612	74.000
17100.000	*	*	*	*	74.000
22800.000	*	*	*	*	74.000
28500.000	*	*	*	*	74.000
Average Detector:					
--					

Note:

1. All Readings below 1GHz are Quasi-Peak, above 1GHz are performed with peak and/or average measurements as necessary.
2. Peak measurements: RBW = 1MHz, VBW = 3 MHz, Sweep: Auto.
3. Average measurements: RBW = 1MHz, VBW = 10 Hz, Sweep: Auto.
4. Measurement Level = Reading Level + Correct Factor.
5. Correct Factor = Antenna factor + Cable loss – Amplifier gain.
6. The average measurement was not performed when the peak measured data under the limit of average detection.
7. The emission levels of other frequencies are very lower than the limit and not show in test report.

Product : Intel® Dual Band Wireless-AC 7260
 Test Item : Harmonic Radiated Emission Data
 Test Site : No.3 OATS
 Test Mode : Mode 3: Transmit (802.11n-40BW 30Mbps)_ANT1) (5190MHz)

Frequency MHz	Correct Factor dB	Reading Level dBuV	Measurement Level dBuV/m	Margin dB	Limit dBuV/m
Horizontal					
Peak Detector:					
10380.000	12.939	36.230	49.169	-24.831	74.000
15570.000	*	*	*	*	74.000
20760.000	*	*	*	*	74.000
25950.000	*	*	*	*	74.000
Average Detector:					
--					
Vertical					
Peak Detector:					
10380.000	13.796	36.590	50.386	-23.614	74.000
15570.000	*	*	*	*	74.000
20760.000	*	*	*	*	74.000
25950.000	*	*	*	*	74.000
Average Detector:					
--					

Note:

1. All Readings below 1GHz are Quasi-Peak, above 1GHz are performed with peak and/or average measurements as necessary.
2. Peak measurements: RBW = 1MHz, VBW = 3 MHz, Sweep: Auto.
3. Average measurements: RBW = 1MHz, VBW = 10 Hz, Sweep: Auto.
4. Measurement Level = Reading Level + Correct Factor.
5. Correct Factor = Antenna factor + Cable loss – Amplifier gain.
6. The average measurement was not performed when the peak measured data under the limit of average detection.
7. The emission levels of other frequencies are very lower than the limit and not show in test report.

Product : Intel® Dual Band Wireless-AC 7260
 Test Item : Harmonic Radiated Emission Data
 Test Site : No.3 OATS
 Test Mode : Mode 3: Transmit (802.11n-40BW 30Mbps)_ANT1) (5230MHz)

Frequency MHz	Correct Factor dB	Reading Level dBuV	Measurement Level dBuV/m	Margin dB	Limit dBuV/m
Horizontal					
Peak Detector:					
10460.000	13.508	36.590	50.098	-23.902	74.000
15690.000	*	*	*	*	74.000
20920.000	*	*	*	*	74.000
26150.000	*	*	*	*	74.000
Average Detector:					
--					
Vertical					
Peak Detector:					
10460.000	14.433	37.260	51.693	-22.307	74.000
15690.000	*	*	*	*	74.000
20920.000	*	*	*	*	74.000
26150.000	*	*	*	*	74.000
Average Detector:					
--					

Note:

1. All Readings below 1GHz are Quasi-Peak, above 1GHz are performed with peak and/or average measurements as necessary.
2. Peak measurements: RBW = 1MHz, VBW = 3 MHz, Sweep: Auto.
3. Average measurements: RBW = 1MHz, VBW = 10 Hz, Sweep: Auto.
4. Measurement Level = Reading Level + Correct Factor.
5. Correct Factor = Antenna factor + Cable loss – Amplifier gain.
6. The average measurement was not performed when the peak measured data under the limit of average detection.
7. The emission levels of other frequencies are very lower than the limit and not show in test report.

Product : Intel® Dual Band Wireless-AC 7260
 Test Item : Harmonic Radiated Emission Data
 Test Site : No.3 OATS
 Test Mode : Mode 3: Transmit (802.11n-40BW 30Mbps)_ANT1) (5270MHz)

Frequency MHz	Correct Factor dB	Reading Level dBuV	Measurement Level dBuV/m	Margin dB	Limit dBuV/m
Horizontal					
Peak Detector:					
10540.000	14.151	36.520	50.670	-23.330	74.000
15810.000	*	*	*	*	74.000
21080.000	*	*	*	*	74.000
26350.000	*	*	*	*	74.000
Average Detector:					
--					
Vertical					
Peak Detector:					
10540.000	14.829	37.120	51.948	-22.052	74.000
15810.000	*	*	*	*	74.000
21080.000	*	*	*	*	74.000
26350.000	*	*	*	*	74.000
Average Detector:					
--					

Note:

1. All Readings below 1GHz are Quasi-Peak, above 1GHz are performed with peak and/or average measurements as necessary.
2. Peak measurements: RBW = 1MHz, VBW = 3 MHz, Sweep: Auto.
3. Average measurements: RBW = 1MHz, VBW = 10 Hz, Sweep: Auto.
4. Measurement Level = Reading Level + Correct Factor.
5. Correct Factor = Antenna factor + Cable loss – Amplifier gain.
6. The average measurement was not performed when the peak measured data under the limit of average detection.
7. The emission levels of other frequencies are very lower than the limit and not show in test report.

Product : Intel® Dual Band Wireless-AC 7260
 Test Item : Harmonic Radiated Emission Data
 Test Site : No.3 OATS
 Test Mode : Mode 3: Transmit (802.11n-40BW 30Mbps)_ANT1) (5310MHz)

Frequency MHz	Correct Factor dB	Reading Level dBuV	Measurement Level dBuV/m	Margin dB	Limit dBuV/m
Horizontal					
Peak Detector:					
10620.000	14.623	36.230	50.853	-23.147	74.000
15930.000	*	*	*	*	74.000
21240.000	*	*	*	*	74.000
26550.000	*	*	*	*	74.000
Average Detector:					
--					
Vertical					
Peak Detector:					
10620.000	14.970	36.360	51.330	-22.670	74.000
15930.000	*	*	*	*	74.000
21240.000	*	*	*	*	74.000
26550.000	*	*	*	*	74.000
Average Detector:					
--					

Note:

1. All Readings below 1GHz are Quasi-Peak, above 1GHz are performed with peak and/or average measurements as necessary.
2. Peak measurements: RBW = 1MHz, VBW = 3 MHz, Sweep: Auto.
3. Average measurements: RBW = 1MHz, VBW = 10 Hz, Sweep: Auto.
4. Measurement Level = Reading Level + Correct Factor.
5. Correct Factor = Antenna factor + Cable loss – Amplifier gain.
6. The average measurement was not performed when the peak measured data under the limit of average detection.
7. The emission levels of other frequencies are very lower than the limit and not show in test report.

Product : Intel® Dual Band Wireless-AC 7260
 Test Item : Harmonic Radiated Emission Data
 Test Site : No.3 OATS
 Test Mode : Mode 3: Transmit (802.11n-40BW 30Mbps)_ANT1) (5510MHz)

Frequency MHz	Correct Factor dB	Reading Level dBuV	Measurement Level dBuV/m	Margin dB	Limit dBuV/m
Horizontal					
Peak Detector:					
11020.000	16.474	36.230	52.703	-21.297	74.000
15930.000	*	*	*	*	74.000
21240.000	*	*	*	*	74.000
26550.000	*	*	*	*	74.000
Average Detector:					
--					
Vertical					
Peak Detector:					
11020.000	17.224	36.360	53.584	-20.416	74.000
15930.000	*	*	*	*	74.000
21240.000	*	*	*	*	74.000
26550.000	*	*	*	*	74.000
Average Detector:					
--					

Note:

1. All Readings below 1GHz are Quasi-Peak, above 1GHz are performed with peak and/or average measurements as necessary.
2. Peak measurements: RBW = 1MHz, VBW = 3 MHz, Sweep: Auto.
3. Average measurements: RBW = 1MHz, VBW = 10 Hz, Sweep: Auto.
4. Measurement Level = Reading Level + Correct Factor.
5. Correct Factor = Antenna factor + Cable loss – Amplifier gain.
6. The average measurement was not performed when the peak measured data under the limit of average detection.
7. The emission levels of other frequencies are very lower than the limit and not show in test report.

Product : Intel® Dual Band Wireless-AC 7260
 Test Item : Harmonic Radiated Emission Data
 Test Site : No.3 OATS
 Test Mode : Mode 3: Transmit (802.11n-40BW 30Mbps)_ANT1) (5590MHz)

Frequency MHz	Correct Factor dB	Reading Level dBuV	Measurement Level dBuV/m	Margin dB	Limit dBuV/m
Horizontal					
Peak Detector:					
11180.000	16.657	35.230	51.886	-22.114	74.000
16770.000	*	*	*	*	74.000
22360.000	*	*	*	*	74.000
27950.000	*	*	*	*	74.000
Average Detector:					
--					
Vertical					
Peak Detector:					
11180.000	17.681	36.010	53.690	-20.310	74.000
16770.000	*	*	*	*	74.000
22360.000	*	*	*	*	74.000
27950.000	*	*	*	*	74.000
Average Detector:					
--					

Note:

1. All Readings below 1GHz are Quasi-Peak, above 1GHz are performed with peak and/or average measurements as necessary.
2. Peak measurements: RBW = 1MHz, VBW = 3 MHz, Sweep: Auto.
3. Average measurements: RBW = 1MHz, VBW = 10 Hz, Sweep: Auto.
4. Measurement Level = Reading Level + Correct Factor.
5. Correct Factor = Antenna factor + Cable loss – Amplifier gain.
6. The average measurement was not performed when the peak measured data under the limit of average detection.
7. The emission levels of other frequencies are very lower than the limit and not show in test report.

Product : Intel® Dual Band Wireless-AC 7260
 Test Item : Harmonic Radiated Emission Data
 Test Site : No.3 OATS
 Test Mode : Mode 3: Transmit (802.11n-40BW 30Mbps)_ANT1) (5670MHz)

Frequency MHz	Correct Factor dB	Reading Level dBuV	Measurement Level dBuV/m	Margin dB	Limit dBuV/m
Horizontal					
Peak Detector:					
11340.000	16.408	36.230	52.637	-21.363	74.000
17010.000	*	*	*	*	74.000
22680.000	*	*	*	*	74.000
28350.000	*	*	*	*	74.000
Average Detector:					
--					
Vertical					
Peak Detector:					
11340.000	17.167	36.230	53.397	-20.603	74.000
17010.000	*	*	*	*	74.000
22680.000	*	*	*	*	74.000
28350.000	*	*	*	*	74.000
Average Detector:					
--					

Note:

1. All Readings below 1GHz are Quasi-Peak, above 1GHz are performed with peak and/or average measurements as necessary.
2. Peak measurements: RBW = 1MHz, VBW = 3 MHz, Sweep: Auto.
3. Average measurements: RBW = 1MHz, VBW = 10 Hz, Sweep: Auto.
4. Measurement Level = Reading Level + Correct Factor.
5. Correct Factor = Antenna factor + Cable loss – Amplifier gain.
6. The average measurement was not performed when the peak measured data under the limit of average detection.
7. The emission levels of other frequencies are very lower than the limit and not show in test report.

Product : Intel® Dual Band Wireless-AC 7260
 Test Item : Harmonic Radiated Emission Data
 Test Site : No.3 OATS
 Test Mode : Mode 3: Transmit (802.11n-40BW 30Mbps)_ANT2) (5190MHz)

Frequency MHz	Correct Factor dB	Reading Level dBuV	Measurement Level dBuV/m	Margin dB	Limit dBuV/m
Horizontal					
Peak Detector:					
10380.000	12.939	36.230	49.169	-24.831	74.000
15570.000	*	*	*	*	74.000
20760.000	*	*	*	*	74.000
25950.000	*	*	*	*	74.000
Average Detector:					
--					
Vertical					
Peak Detector:					
10380.000	13.796	36.290	50.086	-23.914	74.000
15570.000	*	*	*	*	74.000
20760.000	*	*	*	*	74.000
25950.000	*	*	*	*	74.000
Average Detector:					
--					

Note:

1. All Readings below 1GHz are Quasi-Peak, above 1GHz are performed with peak and/or average measurements as necessary.
2. Peak measurements: RBW = 1MHz, VBW = 3 MHz, Sweep: Auto.
3. Average measurements: RBW = 1MHz, VBW = 10 Hz, Sweep: Auto.
4. Measurement Level = Reading Level + Correct Factor.
5. Correct Factor = Antenna factor + Cable loss – Amplifier gain.
6. The average measurement was not performed when the peak measured data under the limit of average detection.
7. The emission levels of other frequencies are very lower than the limit and not show in test report.

Product : Intel® Dual Band Wireless-AC 7260
 Test Item : Harmonic Radiated Emission Data
 Test Site : No.3 OATS
 Test Mode : Mode 3: Transmit (802.11n-40BW 30Mbps)_ANT2) (5230MHz)

Frequency MHz	Correct Factor dB	Reading Level dBuV	Measurement Level dBuV/m	Margin dB	Limit dBuV/m
Horizontal					
Peak Detector:					
10460.000	13.508	36.190	49.698	-24.302	74.000
15690.000	*	*	*	*	74.000
20920.000	*	*	*	*	74.000
26150.000	*	*	*	*	74.000
Average Detector:					
--					
Vertical					
Peak Detector:					
10460.000	14.433	37.590	52.023	-21.977	74.000
15690.000	*	*	*	*	74.000
20920.000	*	*	*	*	74.000
26150.000	*	*	*	*	74.000
Average Detector:					
--					

Note:

1. All Readings below 1GHz are Quasi-Peak, above 1GHz are performed with peak and/or average measurements as necessary.
2. Peak measurements: RBW = 1MHz, VBW = 3 MHz, Sweep: Auto.
3. Average measurements: RBW = 1MHz, VBW = 10 Hz, Sweep: Auto.
4. Measurement Level = Reading Level + Correct Factor.
5. Correct Factor = Antenna factor + Cable loss – Amplifier gain.
6. The average measurement was not performed when the peak measured data under the limit of average detection.
7. The emission levels of other frequencies are very lower than the limit and not show in test report.

Product : Intel® Dual Band Wireless-AC 7260
 Test Item : Harmonic Radiated Emission Data
 Test Site : No.3 OATS
 Test Mode : Mode 3: Transmit (802.11n-40BW 30Mbps)_ANT2) (5270MHz)

Frequency MHz	Correct Factor dB	Reading Level dBuV	Measurement Level dBuV/m	Margin dB	Limit dBuV/m
Horizontal					
Peak Detector:					
10540.000	14.151	36.190	50.340	-23.660	74.000
15810.000	*	*	*	*	74.000
21080.000	*	*	*	*	74.000
26350.000	*	*	*	*	74.000
Average Detector:					
--					
Vertical					
Peak Detector:					
10540.000	14.829	37.590	52.418	-21.582	74.000
15810.000	*	*	*	*	74.000
21080.000	*	*	*	*	74.000
26350.000	*	*	*	*	74.000
Average Detector:					
--					

Note:

1. All Readings below 1GHz are Quasi-Peak, above 1GHz are performed with peak and/or average measurements as necessary.
2. Peak measurements: RBW = 1MHz, VBW = 3 MHz, Sweep: Auto.
3. Average measurements: RBW = 1MHz, VBW = 10 Hz, Sweep: Auto.
4. Measurement Level = Reading Level + Correct Factor.
5. Correct Factor = Antenna factor + Cable loss – Amplifier gain.
6. The average measurement was not performed when the peak measured data under the limit of average detection.
7. The emission levels of other frequencies are very lower than the limit and not show in test report.

Product : Intel® Dual Band Wireless-AC 7260
 Test Item : Harmonic Radiated Emission Data
 Test Site : No.3 OATS
 Test Mode : Mode 3: Transmit (802.11n-40BW 30Mbps)_ANT2) (5310MHz)

Frequency MHz	Correct Factor dB	Reading Level dBuV	Measurement Level dBuV/m	Margin dB	Limit dBuV/m
Horizontal					
Peak Detector:					
10620.000	14.623	36.580	51.203	-22.797	74.000
15930.000	*	*	*	*	74.000
21240.000	*	*	*	*	74.000
26550.000	*	*	*	*	74.000
Average Detector:					
--					
Vertical					
Peak Detector:					
10620.000	14.970	36.590	51.560	-22.440	74.000
15930.000	*	*	*	*	74.000
21240.000	*	*	*	*	74.000
26550.000	*	*	*	*	74.000
Average Detector:					
--					

Note:

1. All Readings below 1GHz are Quasi-Peak, above 1GHz are performed with peak and/or average measurements as necessary.
2. Peak measurements: RBW = 1MHz, VBW = 3 MHz, Sweep: Auto.
3. Average measurements: RBW = 1MHz, VBW = 10 Hz, Sweep: Auto.
4. Measurement Level = Reading Level + Correct Factor.
5. Correct Factor = Antenna factor + Cable loss – Amplifier gain.
6. The average measurement was not performed when the peak measured data under the limit of average detection.
7. The emission levels of other frequencies are very lower than the limit and not show in test report.

Product : Intel® Dual Band Wireless-AC 7260
 Test Item : Harmonic Radiated Emission Data
 Test Site : No.3 OATS
 Test Mode : Mode 3: Transmit (802.11n-40BW 30Mbps)_ANT2) (5510MHz)

Frequency MHz	Correct Factor dB	Reading Level dBuV	Measurement Level dBuV/m	Margin dB	Limit dBuV/m
Horizontal					
Peak Detector:					
11020.000	16.474	36.590	53.063	-20.937	74.000
15930.000	*	*	*	*	74.000
21240.000	*	*	*	*	74.000
26550.000	*	*	*	*	74.000
Average Detector:					
--					
Vertical					
Peak Detector:					
11020.000	17.224	36.260	53.484	-20.516	74.000
15930.000	*	*	*	*	74.000
21240.000	*	*	*	*	74.000
26550.000	*	*	*	*	74.000
Average Detector:					
--					

Note:

1. All Readings below 1GHz are Quasi-Peak, above 1GHz are performed with peak and/or average measurements as necessary.
2. Peak measurements: RBW = 1MHz, VBW = 3 MHz, Sweep: Auto.
3. Average measurements: RBW = 1MHz, VBW = 10 Hz, Sweep: Auto.
4. Measurement Level = Reading Level + Correct Factor.
5. Correct Factor = Antenna factor + Cable loss – Amplifier gain.
6. The average measurement was not performed when the peak measured data under the limit of average detection.
7. The emission levels of other frequencies are very lower than the limit and not show in test report.

Product : Intel® Dual Band Wireless-AC 7260
 Test Item : Harmonic Radiated Emission Data
 Test Site : No.3 OATS
 Test Mode : Mode 3: Transmit (802.11n-40BW 30Mbps)_ANT2) (5590MHz)

Frequency MHz	Correct Factor dB	Reading Level dBuV	Measurement Level dBuV/m	Margin dB	Limit dBuV/m
Horizontal					
Peak Detector:					
11180.000	16.657	35.590	52.246	-21.754	74.000
16770.000	*	*	*	*	74.000
22360.000	*	*	*	*	74.000
27950.000	*	*	*	*	74.000
Average Detector:					
--					
Vertical					
Peak Detector:					
11180.000	16.657	35.590	52.246	-21.754	74.000
16770.000	*	*	*	*	74.000
22360.000	*	*	*	*	74.000
27950.000	*	*	*	*	74.000
Average Detector:					
--					

Note:

1. All Readings below 1GHz are Quasi-Peak, above 1GHz are performed with peak and/or average measurements as necessary.
2. Peak measurements: RBW = 1MHz, VBW = 3 MHz, Sweep: Auto.
3. Average measurements: RBW = 1MHz, VBW = 10 Hz, Sweep: Auto.
4. Measurement Level = Reading Level + Correct Factor.
5. Correct Factor = Antenna factor + Cable loss – Amplifier gain.
6. The average measurement was not performed when the peak measured data under the limit of average detection.
7. The emission levels of other frequencies are very lower than the limit and not show in test report.

Product : Intel® Dual Band Wireless-AC 7260
 Test Item : Harmonic Radiated Emission Data
 Test Site : No.3 OATS
 Test Mode : Mode 3: Transmit (802.11n-40BW 30Mbps)_ANT2) (5670MHz)

Frequency MHz	Correct Factor dB	Reading Level dBuV	Measurement Level dBuV/m	Margin dB	Limit dBuV/m
Horizontal					
Peak Detector:					
11340.000	16.408	36.290	52.697	-21.303	74.000
17010.000	*	*	*	*	74.000
22680.000	*	*	*	*	74.000
28350.000	*	*	*	*	74.000
Average Detector:					
--					
Vertical					
Peak Detector:					
11340.000	17.167	36.230	53.397	-20.603	74.000
17010.000	*	*	*	*	74.000
22680.000	*	*	*	*	74.000
28350.000	*	*	*	*	74.000
Average Detector:					
--					

Note:

1. All Readings below 1GHz are Quasi-Peak, above 1GHz are performed with peak and/or average measurements as necessary.
2. Peak measurements: RBW = 1MHz, VBW = 3 MHz, Sweep: Auto.
3. Average measurements: RBW = 1MHz, VBW = 10 Hz, Sweep: Auto.
4. Measurement Level = Reading Level + Correct Factor.
5. Correct Factor = Antenna factor + Cable loss – Amplifier gain.
6. The average measurement was not performed when the peak measured data under the limit of average detection.
7. The emission levels of other frequencies are very lower than the limit and not show in test report.

Product : Intel® Dual Band Wireless-AC 7260
 Test Item : Harmonic Radiated Emission Data
 Test Site : No.3 OATS
 Test Mode : Mode 3: Transmit (802.11n-40BW 30Mbps)_ANT1+ANT2) (5190MHz)

Frequency MHz	Correct Factor dB	Reading Level dBuV	Measurement Level dBuV/m	Margin dB	Limit dBuV/m
Horizontal					
Peak Detector:					
10380.000	12.939	36.290	49.229	-24.771	74.000
15570.000	*	*	*	*	74.000
20760.000	*	*	*	*	74.000
25950.000	*	*	*	*	74.000
Average Detector:					
--					
Vertical					
Peak Detector:					
10380.000	13.796	36.220	50.016	-23.984	74.000
15570.000	*	*	*	*	74.000
20760.000	*	*	*	*	74.000
25950.000	*	*	*	*	74.000
Average Detector:					
--					

Note:

1. All Readings below 1GHz are Quasi-Peak, above 1GHz are performed with peak and/or average measurements as necessary.
2. Peak measurements: RBW = 1MHz, VBW = 3 MHz, Sweep: Auto.
3. Average measurements: RBW = 1MHz, VBW = 10 Hz, Sweep: Auto.
4. Measurement Level = Reading Level + Correct Factor.
5. Correct Factor = Antenna factor + Cable loss – Amplifier gain.
6. The average measurement was not performed when the peak measured data under the limit of average detection.
7. The emission levels of other frequencies are very lower than the limit and not show in test report.

Product : Intel® Dual Band Wireless-AC 7260
 Test Item : Harmonic Radiated Emission Data
 Test Site : No.3 OATS
 Test Mode : Mode 3: Transmit (802.11n-40BW 30Mbps)_ANT1+ANT2) (5230MHz)

Frequency MHz	Correct Factor dB	Reading Level dBuV	Measurement Level dBuV/m	Margin dB	Limit dBuV/m
Horizontal					
Peak Detector:					
10460.000	13.508	36.230	49.738	-24.262	74.000
15690.000	*	*	*	*	74.000
20920.000	*	*	*	*	74.000
26150.000	*	*	*	*	74.000
Average Detector:					
--					
Vertical					
Peak Detector:					
10460.000	14.433	35.290	49.723	-24.277	74.000
15690.000	*	*	*	*	74.000
20920.000	*	*	*	*	74.000
26150.000	*	*	*	*	74.000
Average Detector:					
--					

Note:

1. All Readings below 1GHz are Quasi-Peak, above 1GHz are performed with peak and/or average measurements as necessary.
2. Peak measurements: RBW = 1MHz, VBW = 3 MHz, Sweep: Auto.
3. Average measurements: RBW = 1MHz, VBW = 10 Hz, Sweep: Auto.
4. Measurement Level = Reading Level + Correct Factor.
5. Correct Factor = Antenna factor + Cable loss – Amplifier gain.
6. The average measurement was not performed when the peak measured data under the limit of average detection.
7. The emission levels of other frequencies are very lower than the limit and not show in test report.

Product : Intel® Dual Band Wireless-AC 7260
 Test Item : Harmonic Radiated Emission Data
 Test Site : No.3 OATS
 Test Mode : Mode 3: Transmit (802.11n-40BW 30Mbps)_ANT1+ANT2) (5270MHz)

Frequency MHz	Correct Factor dB	Reading Level dBuV	Measurement Level dBuV/m	Margin dB	Limit dBuV/m
Horizontal					
Peak Detector:					
10540.000	14.151	36.230	50.380	-23.620	74.000
15810.000	*	*	*	*	74.000
21080.000	*	*	*	*	74.000
26350.000	*	*	*	*	74.000
Average Detector:					
--					
Vertical					
Peak Detector:					
10540.000	14.829	35.690	50.518	-23.482	74.000
15810.000	*	*	*	*	74.000
21080.000	*	*	*	*	74.000
26350.000	*	*	*	*	74.000
Average Detector:					
--					

Note:

1. All Readings below 1GHz are Quasi-Peak, above 1GHz are performed with peak and/or average measurements as necessary.
2. Peak measurements: RBW = 1MHz, VBW = 3 MHz, Sweep: Auto.
3. Average measurements: RBW = 1MHz, VBW = 10 Hz, Sweep: Auto.
4. Measurement Level = Reading Level + Correct Factor.
5. Correct Factor = Antenna factor + Cable loss – Amplifier gain.
6. The average measurement was not performed when the peak measured data under the limit of average detection.
7. The emission levels of other frequencies are very lower than the limit and not show in test report.

Product : Intel® Dual Band Wireless-AC 7260
 Test Item : Harmonic Radiated Emission Data
 Test Site : No.3 OATS
 Test Mode : Mode 3: Transmit (802.11n-40BW 30Mbps)_ANT1+ANT2) (5310MHz)

Frequency MHz	Correct Factor dB	Reading Level dBuV	Measurement Level dBuV/m	Margin dB	Limit dBuV/m
Horizontal					
Peak Detector:					
10620.000	14.623	36.560	51.183	-22.817	74.000
15930.000	*	*	*	*	74.000
21240.000	*	*	*	*	74.000
26550.000	*	*	*	*	74.000
Average Detector:					
--					
Vertical					
Peak Detector:					
10620.000	14.970	36.560	51.530	-22.470	74.000
15930.000	*	*	*	*	74.000
21240.000	*	*	*	*	74.000
26550.000	*	*	*	*	74.000
Average Detector:					
--					

Note:

1. All Readings below 1GHz are Quasi-Peak, above 1GHz are performed with peak and/or average measurements as necessary.
2. Peak measurements: RBW = 1MHz, VBW = 3 MHz, Sweep: Auto.
3. Average measurements: RBW = 1MHz, VBW = 10 Hz, Sweep: Auto.
4. Measurement Level = Reading Level + Correct Factor.
5. Correct Factor = Antenna factor + Cable loss – Amplifier gain.
6. The average measurement was not performed when the peak measured data under the limit of average detection.
7. The emission levels of other frequencies are very lower than the limit and not show in test report.

Product : Intel® Dual Band Wireless-AC 7260
 Test Item : Harmonic Radiated Emission Data
 Test Site : No.3 OATS
 Test Mode : Mode 3: Transmit (802.11n-40BW 30Mbps)_ANT1+ANT2) (5510MHz)

Frequency MHz	Correct Factor dB	Reading Level dBuV	Measurement Level dBuV/m	Margin dB	Limit dBuV/m
Horizontal					
Peak Detector:					
11020.000	16.474	36.560	53.033	-20.967	74.000
15930.000	*	*	*	*	74.000
21240.000	*	*	*	*	74.000
26550.000	*	*	*	*	74.000
Average Detector:					
--					
Vertical					
Peak Detector:					
11020.000	17.224	35.590	52.814	-21.186	74.000
15930.000	*	*	*	*	74.000
21240.000	*	*	*	*	74.000
26550.000	*	*	*	*	74.000
Average Detector:					
--					

Note:

1. All Readings below 1GHz are Quasi-Peak, above 1GHz are performed with peak and/or average measurements as necessary.
2. Peak measurements: RBW = 1MHz, VBW = 3 MHz, Sweep: Auto.
3. Average measurements: RBW = 1MHz, VBW = 10 Hz, Sweep: Auto.
4. Measurement Level = Reading Level + Correct Factor.
5. Correct Factor = Antenna factor + Cable loss – Amplifier gain.
6. The average measurement was not performed when the peak measured data under the limit of average detection.
7. The emission levels of other frequencies are very lower than the limit and not show in test report.

Product : Intel® Dual Band Wireless-AC 7260
 Test Item : Harmonic Radiated Emission Data
 Test Site : No.3 OATS
 Test Mode : Mode 3: Transmit (802.11n-40BW 30Mbps)_ANT1+ANT2) (5590MHz)

Frequency MHz	Correct Factor dB	Reading Level dBuV	Measurement Level dBuV/m	Margin dB	Limit dBuV/m
Horizontal					
Peak Detector:					
11180.000	16.657	35.590	52.246	-21.754	74.000
16770.000	*	*	*	*	74.000
22360.000	*	*	*	*	74.000
27950.000	*	*	*	*	74.000
Average Detector:					
--					
Vertical					
Peak Detector:					
11180.000	17.681	36.030	53.710	-20.290	74.000
16770.000	*	*	*	*	74.000
22360.000	*	*	*	*	74.000
27950.000	*	*	*	*	74.000
Average Detector:					
--					

Note:

1. All Readings below 1GHz are Quasi-Peak, above 1GHz are performed with peak and/or average measurements as necessary.
2. Peak measurements: RBW = 1MHz, VBW = 3 MHz, Sweep: Auto.
3. Average measurements: RBW = 1MHz, VBW = 10 Hz, Sweep: Auto.
4. Measurement Level = Reading Level + Correct Factor.
5. Correct Factor = Antenna factor + Cable loss – Amplifier gain.
6. The average measurement was not performed when the peak measured data under the limit of average detection.
7. The emission levels of other frequencies are very lower than the limit and not show in test report.

Product : Intel® Dual Band Wireless-AC 7260
 Test Item : Harmonic Radiated Emission Data
 Test Site : No.3 OATS
 Test Mode : Mode 3: Transmit (802.11n-40BW 30Mbps)_ANT1+ANT2) (5670MHz)

Frequency MHz	Correct Factor dB	Reading Level dBuV	Measurement Level dBuV/m	Margin dB	Limit dBuV/m
Horizontal					
Peak Detector:					
11340.000	17.681	36.030	53.710	-20.290	74.000
17010.000	*	*	*	*	74.000
22680.000	*	*	*	*	74.000
28350.000	*	*	*	*	74.000
Average Detector:					
--					
Vertical					
Peak Detector:					
11340.000	17.167	35.560	52.727	-21.273	74.000
17010.000	*	*	*	*	74.000
22680.000	*	*	*	*	74.000
28350.000	*	*	*	*	74.000
Average Detector:					
--					

Note:

1. All Readings below 1GHz are Quasi-Peak, above 1GHz are performed with peak and/or average measurements as necessary.
2. Peak measurements: RBW = 1MHz, VBW = 3 MHz, Sweep: Auto.
3. Average measurements: RBW = 1MHz, VBW = 10 Hz, Sweep: Auto.
4. Measurement Level = Reading Level + Correct Factor.
5. Correct Factor = Antenna factor + Cable loss – Amplifier gain.
6. The average measurement was not performed when the peak measured data under the limit of average detection.
7. The emission levels of other frequencies are very lower than the limit and not show in test report.

Product : Intel® Dual Band Wireless-AC 7260
 Test Item : Harmonic Radiated Emission Data
 Test Site : No.3 OATS
 Test Mode : Mode 4: Transmit (802.11ac-20BW)_ANT1) (5720MHz)

Frequency MHz	Correct Factor dB	Reading Level dBuV	Measurement Level dBuV/m	Margin dB	Limit dBuV/m
Horizontal					
Peak Detector:					
11440.000	16.779	33.309	50.088	-23.912	74.000
17160.000	*	*	*	*	74.000
22880.000	*	*	*	*	74.000
28600.000	*	*	*	*	74.000
Average Detector:					
--					
Vertical					
Peak Detector:					
11440.000	17.519	34.230	51.749	-22.251	74.000
17160.000	*	*	*	*	74.000
22880.000	*	*	*	*	74.000
28600.000	*	*	*	*	74.000
Average Detector:					
--					

Note:

1. All Readings below 1GHz are Quasi-Peak, above 1GHz are performed with peak and/or average measurements as necessary.
2. Peak measurements: RBW = 1MHz, VBW = 3 MHz, Sweep: Auto.
3. Average measurements: RBW = 1MHz, VBW = 10 Hz, Sweep: Auto.
4. Measurement Level = Reading Level + Correct Factor.
5. Correct Factor = Antenna factor + Cable loss – Amplifier gain.
6. The average measurement was not performed when the peak measured data under the limit of average detection.
7. The emission levels of other frequencies are very lower than the limit and not show in test report.

Product : Intel® Dual Band Wireless-AC 7260
 Test Item : Harmonic Radiated Emission Data
 Test Site : No.3 OATS
 Test Mode : Mode 4: Transmit (802.11ac-20BW)_ANT2) (5720MHz)

Frequency MHz	Correct Factor dB	Reading Level dBuV	Measurement Level dBuV/m	Margin dB	Limit dBuV/m
Horizontal					
Peak Detector:					
11440.000	16.779	33.260	50.039	-23.961	74.000
17160.000	*	*	*	*	74.000
22880.000	*	*	*	*	74.000
28600.000	*	*	*	*	74.000
Average Detector:					
--					
Vertical					
Peak Detector:					
11440.000	17.519	34.230	51.749	-22.251	74.000
17160.000	*	*	*	*	74.000
22880.000	*	*	*	*	74.000
28600.000	*	*	*	*	74.000
Average Detector:					
--					

Note:

1. All Readings below 1GHz are Quasi-Peak, above 1GHz are performed with peak and/or average measurements as necessary.
2. Peak measurements: RBW = 1MHz, VBW = 3 MHz, Sweep: Auto.
3. Average measurements: RBW = 1MHz, VBW = 10 Hz, Sweep: Auto.
4. Measurement Level = Reading Level + Correct Factor.
5. Correct Factor = Antenna factor + Cable loss – Amplifier gain.
6. The average measurement was not performed when the peak measured data under the limit of average detection.
7. The emission levels of other frequencies are very lower than the limit and not show in test report.

Product : Intel® Dual Band Wireless-AC 7260
 Test Item : Harmonic Radiated Emission Data
 Test Site : No.3 OATS
 Test Mode : Mode 4: Transmit (802.11ac-20BW)_ANT1+ANT2) (5720MHz)

Frequency MHz	Correct Factor dB	Reading Level dBuV	Measurement Level dBuV/m	Margin dB	Limit dBuV/m
Horizontal					
Peak Detector:					
11440.000	16.779	36.230	53.009	-20.991	74.000
17160.000	*	*	*	*	74.000
22880.000	*	*	*	*	74.000
28600.000	*	*	*	*	74.000
Average Detector:					
--					
Vertical					
Peak Detector:					
11440.000	17.519	35.260	52.779	-21.221	74.000
17160.000	*	*	*	*	74.000
22880.000	*	*	*	*	74.000
28600.000	*	*	*	*	74.000
Average Detector:					
--					

Note:

1. All Readings below 1GHz are Quasi-Peak, above 1GHz are performed with peak and/or average measurements as necessary.
2. Peak measurements: RBW = 1MHz, VBW = 3 MHz, Sweep: Auto.
3. Average measurements: RBW = 1MHz, VBW = 10 Hz, Sweep: Auto.
4. Measurement Level = Reading Level + Correct Factor.
5. Correct Factor = Antenna factor + Cable loss – Amplifier gain.
6. The average measurement was not performed when the peak measured data under the limit of average detection.
7. The emission levels of other frequencies are very lower than the limit and not show in test report.

Product : Intel® Dual Band Wireless-AC 7260
 Test Item : Harmonic Radiated Emission Data
 Test Site : No.3 OATS
 Test Mode : Mode 5: Transmit (802.11ac-40BW)_ANT1) (5710MHz)

Frequency MHz	Correct Factor dB	Reading Level dBuV	Measurement Level dBuV/m	Margin dB	Limit dBuV/m
Horizontal					
Peak Detector:					
11420.000	16.648	34.260	50.907	-23.093	74.000
17160.000	*	*	*	*	74.000
22880.000	*	*	*	*	74.000
28600.000	*	*	*	*	74.000
Average Detector:					
--					
Vertical					
Peak Detector:					
11420.000	17.311	34.590	51.900	-22.100	74.000
17160.000	*	*	*	*	74.000
22880.000	*	*	*	*	74.000
28600.000	*	*	*	*	74.000
Average Detector:					
--					

Note:

1. All Readings below 1GHz are Quasi-Peak, above 1GHz are performed with peak and/or average measurements as necessary.
2. Peak measurements: RBW = 1MHz, VBW = 3 MHz, Sweep: Auto.
3. Average measurements: RBW = 1MHz, VBW = 10 Hz, Sweep: Auto.
4. Measurement Level = Reading Level + Correct Factor.
5. Correct Factor = Antenna factor + Cable loss – Amplifier gain.
6. The average measurement was not performed when the peak measured data under the limit of average detection.
7. The emission levels of other frequencies are very lower than the limit and not show in test report.

Product : Intel® Dual Band Wireless-AC 7260
 Test Item : Harmonic Radiated Emission Data
 Test Site : No.3 OATS
 Test Mode : Mode 5: Transmit (802.11ac-40BW)_ANT2) (5710MHz)

Frequency MHz	Correct Factor dB	Reading Level dBuV	Measurement Level dBuV/m	Margin dB	Limit dBuV/m
Horizontal					
Peak Detector:					
11420.000	16.648	34.290	50.937	-23.063	74.000
17160.000	*	*	*	*	74.000
22880.000	*	*	*	*	74.000
28600.000	*	*	*	*	74.000
Average Detector:					
--					
Vertical					
Peak Detector:					
11420.000	17.311	34.290	51.600	-22.400	74.000
17160.000	*	*	*	*	74.000
22880.000	*	*	*	*	74.000
28600.000	*	*	*	*	74.000
Average Detector:					
--					

Note:

1. All Readings below 1GHz are Quasi-Peak, above 1GHz are performed with peak and/or average measurements as necessary.
2. Peak measurements: RBW = 1MHz, VBW = 3 MHz, Sweep: Auto.
3. Average measurements: RBW = 1MHz, VBW = 10 Hz, Sweep: Auto.
4. Measurement Level = Reading Level + Correct Factor.
5. Correct Factor = Antenna factor + Cable loss – Amplifier gain.
6. The average measurement was not performed when the peak measured data under the limit of average detection.
7. The emission levels of other frequencies are very lower than the limit and not show in test report.

Product : Intel® Dual Band Wireless-AC 7260
 Test Item : Harmonic Radiated Emission Data
 Test Site : No.3 OATS
 Test Mode : Mode 5: Transmit (802.11ac-40BW)_ANT1+ANT2) (5710MHz)

Frequency MHz	Correct Factor dB	Reading Level dBuV	Measurement Level dBuV/m	Margin dB	Limit dBuV/m
Horizontal					
Peak Detector:					
11420.000	16.648	36.230	52.877	-21.123	74.000
17130.000	*	*	*	*	74.000
22840.000	*	*	*	*	74.000
28550.000	*	*	*	*	74.000
Average Detector:					
--					
Vertical					
Peak Detector:					
11420.000	17.311	35.690	53.000	-21.000	74.000
17130.000	*	*	*	*	74.000
22840.000	*	*	*	*	74.000
28550.000	*	*	*	*	74.000
Average Detector:					
--					

Note:

1. All Readings below 1GHz are Quasi-Peak, above 1GHz are performed with peak and/or average measurements as necessary.
2. Peak measurements: RBW = 1MHz, VBW = 3 MHz, Sweep: Auto.
3. Average measurements: RBW = 1MHz, VBW = 10 Hz, Sweep: Auto.
4. Measurement Level = Reading Level + Correct Factor.
5. Correct Factor = Antenna factor + Cable loss – Amplifier gain.
6. The average measurement was not performed when the peak measured data under the limit of average detection.
7. The emission levels of other frequencies are very lower than the limit and not show in test report.

Product : Intel® Dual Band Wireless-AC 7260
 Test Item : Harmonic Radiated Emission Data
 Test Site : No.3 OATS
 Test Mode : Mode 6: Transmit (802.11ac-80BW)_ANT1) (5210MHz)

Frequency MHz	Correct Factor dB	Reading Level dBuV	Measurement Level dBuV/m	Margin dB	Limit dBuV/m
Horizontal					
Peak Detector:					
10420.000	13.135	38.260	51.395	-22.605	74.000
15630.000	*	*	*	*	74.000
20840.000	*	*	*	*	74.000
26050.000	*	*	*	*	74.000
Average Detector:					
--					
Vertical					
Peak Detector:					
10420.000	14.057	36.560	50.617	-23.383	74.000
15630.000	*	*	*	*	74.000
20840.000	*	*	*	*	74.000
26050.000	*	*	*	*	74.000
Average Detector:					
--					

Note:

1. All Readings below 1GHz are Quasi-Peak, above 1GHz are performed with peak and/or average measurements as necessary.
2. Peak measurements: RBW = 1MHz, VBW = 3 MHz, Sweep: Auto.
3. Average measurements: RBW = 1MHz, VBW = 10 Hz, Sweep: Auto.
4. Measurement Level = Reading Level + Correct Factor.
5. Correct Factor = Antenna factor + Cable loss – Amplifier gain.
6. The average measurement was not performed when the peak measured data under the limit of average detection.
7. The emission levels of other frequencies are very lower than the limit and not show in test report.

Product : Intel® Dual Band Wireless-AC 7260
 Test Item : Harmonic Radiated Emission Data
 Test Site : No.3 OATS
 Test Mode : Mode 6: Transmit (802.11ac-80BW)_ANT1) (5290MHz)

Frequency MHz	Correct Factor dB	Reading Level dBuV	Measurement Level dBuV/m	Margin dB	Limit dBuV/m
Horizontal					
Peak Detector:					
10580.000	14.423	36.780	51.203	-22.797	74.000
15870.000	*	*	*	*	74.000
21160.000	*	*	*	*	74.000
26450.000	*	*	*	*	74.000
Average Detector:					
--					
Vertical					
Peak Detector:					
10580.000	14.423	36.780	51.203	-22.797	74.000
15870.000	*	*	*	*	74.000
21160.000	*	*	*	*	74.000
26450.000	*	*	*	*	74.000
Average Detector:					
--					

Note:

1. All Readings below 1GHz are Quasi-Peak, above 1GHz are performed with peak and/or average measurements as necessary.
2. Peak measurements: RBW = 1MHz, VBW = 3 MHz, Sweep: Auto.
3. Average measurements: RBW = 1MHz, VBW = 10 Hz, Sweep: Auto.
4. Measurement Level = Reading Level + Correct Factor.
5. Correct Factor = Antenna factor + Cable loss – Amplifier gain.
6. The average measurement was not performed when the peak measured data under the limit of average detection.
7. The emission levels of other frequencies are very lower than the limit and not show in test report.

Product : Intel® Dual Band Wireless-AC 7260
 Test Item : Harmonic Radiated Emission Data
 Test Site : No.3 OATS
 Test Mode : Mode 6: Transmit (802.11ac-80BW)_ANT1) (5530MHz)

Frequency MHz	Correct Factor dB	Reading Level dBuV	Measurement Level dBuV/m	Margin dB	Limit dBuV/m
Horizontal					
Peak Detector:					
11060.000	16.580	36.230	52.810	-21.190	74.000
16590.000	*	*	*	*	74.000
22120.000	*	*	*	*	74.000
27650.000	*	*	*	*	74.000
Average Detector:					
--					
Vertical					
Peak Detector:					
11060.000	17.375	35.690	53.065	-20.935	74.000
16590.000	*	*	*	*	74.000
22120.000	*	*	*	*	74.000
27650.000	*	*	*	*	74.000
Average Detector:					
--					

Note:

1. All Readings below 1GHz are Quasi-Peak, above 1GHz are performed with peak and/or average measurements as necessary.
2. Peak measurements: RBW = 1MHz, VBW = 3 MHz, Sweep: Auto.
3. Average measurements: RBW = 1MHz, VBW = 10 Hz, Sweep: Auto.
4. Measurement Level = Reading Level + Correct Factor.
5. Correct Factor = Antenna factor + Cable loss – Amplifier gain.
6. The average measurement was not performed when the peak measured data under the limit of average detection.
7. The emission levels of other frequencies are very lower than the limit and not show in test report.

Product : Intel® Dual Band Wireless-AC 7260
 Test Item : Harmonic Radiated Emission Data
 Test Site : No.3 OATS
 Test Mode : Mode 6: Transmit (802.11ac-80BW)_ANT1) (5690MHz)

Frequency MHz	Correct Factor dB	Reading Level dBuV	Measurement Level dBuV/m	Margin dB	Limit dBuV/m
Horizontal					
Peak Detector:					
11380.000	16.480	36.560	53.041	-20.959	74.000
17070.000	*	*	*	*	74.000
22760.000	*	*	*	*	74.000
28450.000	*	*	*	*	74.000
Average Detector:					
--					
Vertical					
Peak Detector:					
11380.000	17.125	36.220	53.346	-20.654	74.000
17070.000	*	*	*	*	74.000
22760.000	*	*	*	*	74.000
28450.000	*	*	*	*	74.000
Average Detector:					
--					

Note:

1. All Readings below 1GHz are Quasi-Peak, above 1GHz are performed with peak and/or average measurements as necessary.
2. Peak measurements: RBW = 1MHz, VBW = 3 MHz, Sweep: Auto.
3. Average measurements: RBW = 1MHz, VBW = 10 Hz, Sweep: Auto.
4. Measurement Level = Reading Level + Correct Factor.
5. Correct Factor = Antenna factor + Cable loss – Amplifier gain.
6. The average measurement was not performed when the peak measured data under the limit of average detection.
7. The emission levels of other frequencies are very lower than the limit and not show in test report.

Product : Intel® Dual Band Wireless-AC 7260
 Test Item : Harmonic Radiated Emission Data
 Test Site : No.3 OATS
 Test Mode : Mode 6: Transmit (802.11ac-80BW)_ANT2) (5210MHz)

Frequency MHz	Correct Factor dB	Reading Level dBuV	Measurement Level dBuV/m	Margin dB	Limit dBuV/m
Horizontal					
Peak Detector:					
10420.000	13.135	38.230	51.365	-22.635	74.000
15630.000	*	*	*	*	74.000
20840.000	*	*	*	*	74.000
26050.000	*	*	*	*	74.000
Average Detector:					
--					
Vertical					
Peak Detector:					
10420.000	14.057	37.290	51.347	-22.653	74.000
15630.000	*	*	*	*	74.000
20840.000	*	*	*	*	74.000
26050.000	*	*	*	*	74.000
Average Detector:					
--					

Note:

1. All Readings below 1GHz are Quasi-Peak, above 1GHz are performed with peak and/or average measurements as necessary.
2. Peak measurements: RBW = 1MHz, VBW = 3 MHz, Sweep: Auto.
3. Average measurements: RBW = 1MHz, VBW = 10 Hz, Sweep: Auto.
4. Measurement Level = Reading Level + Correct Factor.
5. Correct Factor = Antenna factor + Cable loss – Amplifier gain.
6. The average measurement was not performed when the peak measured data under the limit of average detection.
7. The emission levels of other frequencies are very lower than the limit and not show in test report.

Product : Intel® Dual Band Wireless-AC 7260
 Test Item : Harmonic Radiated Emission Data
 Test Site : No.3 OATS
 Test Mode : Mode 6: Transmit (802.11ac-80BW)_ANT2) (5290MHz)

Frequency MHz	Correct Factor dB	Reading Level dBuV	Measurement Level dBuV/m	Margin dB	Limit dBuV/m
Horizontal					
Peak Detector:					
10580.000	14.423	38.590	53.013	-20.987	74.000
15870.000	*	*	*	*	74.000
21160.000	*	*	*	*	74.000
26450.000	*	*	*	*	74.000
Average Detector:					
--					
Vertical					
Peak Detector:					
10580.000	14.849	37.130	51.979	-22.021	74.000
15870.000	*	*	*	*	74.000
21160.000	*	*	*	*	74.000
26450.000	*	*	*	*	74.000
Average Detector:					
--					

Note:

1. All Readings below 1GHz are Quasi-Peak, above 1GHz are performed with peak and/or average measurements as necessary.
2. Peak measurements: RBW = 1MHz, VBW = 3 MHz, Sweep: Auto.
3. Average measurements: RBW = 1MHz, VBW = 10 Hz, Sweep: Auto.
4. Measurement Level = Reading Level + Correct Factor.
5. Correct Factor = Antenna factor + Cable loss – Amplifier gain.
6. The average measurement was not performed when the peak measured data under the limit of average detection.
7. The emission levels of other frequencies are very lower than the limit and not show in test report.

Product : Intel® Dual Band Wireless-AC 7260
 Test Item : Harmonic Radiated Emission Data
 Test Site : No.3 OATS
 Test Mode : Mode 6: Transmit (802.11ac-80BW)_ANT2) (5530MHz)

Frequency MHz	Correct Factor dB	Reading Level dBuV	Measurement Level dBuV/m	Margin dB	Limit dBuV/m
Horizontal					
Peak Detector:					
11060.000	16.580	36.290	52.870	-21.130	74.000
16590.000	*	*	*	*	74.000
22120.000	*	*	*	*	74.000
27650.000	*	*	*	*	74.000
Average Detector:					
--					
Vertical					
Peak Detector:					
11060.000	17.375	35.230	52.605	-21.395	74.000
16590.000	*	*	*	*	74.000
22120.000	*	*	*	*	74.000
27650.000	*	*	*	*	74.000
Average Detector:					
--					

Note:

1. All Readings below 1GHz are Quasi-Peak, above 1GHz are performed with peak and/or average measurements as necessary.
2. Peak measurements: RBW = 1MHz, VBW = 3 MHz, Sweep: Auto.
3. Average measurements: RBW = 1MHz, VBW = 10 Hz, Sweep: Auto.
4. Measurement Level = Reading Level + Correct Factor.
5. Correct Factor = Antenna factor + Cable loss – Amplifier gain.
6. The average measurement was not performed when the peak measured data under the limit of average detection.
7. The emission levels of other frequencies are very lower than the limit and not show in test report.

Product : Intel® Dual Band Wireless-AC 7260
 Test Item : Harmonic Radiated Emission Data
 Test Site : No.3 OATS
 Test Mode : Mode 6: Transmit (802.11ac-80BW)_ANT2) (5690MHz)

Frequency MHz	Correct Factor dB	Reading Level dBuV	Measurement Level dBuV/m	Margin dB	Limit dBuV/m
Horizontal					
Peak Detector:					
11380.000	16.480	35.260	51.741	-22.259	74.000
17070.000	*	*	*	*	74.000
22760.000	*	*	*	*	74.000
28450.000	*	*	*	*	74.000
Average Detector:					
--					
Vertical					
Peak Detector:					
11380.000	17.125	35.290	52.416	-21.584	74.000
17070.000	*	*	*	*	74.000
22760.000	*	*	*	*	74.000
28450.000	*	*	*	*	74.000
Average Detector:					
--					

Note:

1. All Readings below 1GHz are Quasi-Peak, above 1GHz are performed with peak and/or average measurements as necessary.
2. Peak measurements: RBW = 1MHz, VBW = 3 MHz, Sweep: Auto.
3. Average measurements: RBW = 1MHz, VBW = 10 Hz, Sweep: Auto.
4. Measurement Level = Reading Level + Correct Factor.
5. Correct Factor = Antenna factor + Cable loss – Amplifier gain.
6. The average measurement was not performed when the peak measured data under the limit of average detection.
7. The emission levels of other frequencies are very lower than the limit and not show in test report.

Product : Intel® Dual Band Wireless-AC 7260
 Test Item : Harmonic Radiated Emission Data
 Test Site : No.3 OATS
 Test Mode : Mode 6: Transmit (802.11ac-80BW)_ANT1+ANT2) (5210MHz)

Frequency MHz	Correct Factor dB	Reading Level dBuV	Measurement Level dBuV/m	Margin dB	Limit dBuV/m
Horizontal					
Peak Detector:					
10420.000	13.135	36.590	49.725	-24.275	74.000
15630.000	*	*	*	*	74.000
20840.000	*	*	*	*	74.000
26050.000	*	*	*	*	74.000
Average Detector:					
--					
Vertical					
Peak Detector:					
10420.000	14.057	36.560	50.617	-23.383	74.000
15630.000	*	*	*	*	74.000
20840.000	*	*	*	*	74.000
26050.000	*	*	*	*	74.000
Average Detector:					
--					

Note:

1. All Readings below 1GHz are Quasi-Peak, above 1GHz are performed with peak and/or average measurements as necessary.
2. Peak measurements: RBW = 1MHz, VBW = 3 MHz, Sweep: Auto.
3. Average measurements: RBW = 1MHz, VBW = 10 Hz, Sweep: Auto.
4. Measurement Level = Reading Level + Correct Factor.
5. Correct Factor = Antenna factor + Cable loss – Amplifier gain.
6. The average measurement was not performed when the peak measured data under the limit of average detection.
7. The emission levels of other frequencies are very lower than the limit and not show in test report.

Product : Intel® Dual Band Wireless-AC 7260
 Test Item : Harmonic Radiated Emission Data
 Test Site : No.3 OATS
 Test Mode : Mode 6: Transmit (802.11ac-80BW)_ANT1+ANT2) (5290MHz)

Frequency MHz	Correct Factor dB	Reading Level dBuV	Measurement Level dBuV/m	Margin dB	Limit dBuV/m
Horizontal					
Peak Detector:					
10580.000	14.423	36.780	51.203	-22.797	74.000
15870.000	*	*	*	*	74.000
21160.000	*	*	*	*	74.000
26450.000	*	*	*	*	74.000
Average Detector:					
--					
Vertical					
Peak Detector:					
10580.000	14.849	37.550	52.399	-21.601	74.000
15870.000	*	*	*	*	74.000
21160.000	*	*	*	*	74.000
26450.000	*	*	*	*	74.000
Average Detector:					
--					

Note:

1. All Readings below 1GHz are Quasi-Peak, above 1GHz are performed with peak and/or average measurements as necessary.
2. Peak measurements: RBW = 1MHz, VBW = 3 MHz, Sweep: Auto.
3. Average measurements: RBW = 1MHz, VBW = 10 Hz, Sweep: Auto.
4. Measurement Level = Reading Level + Correct Factor.
5. Correct Factor = Antenna factor + Cable loss – Amplifier gain.
6. The average measurement was not performed when the peak measured data under the limit of average detection.
7. The emission levels of other frequencies are very lower than the limit and not show in test report.

Product : Intel® Dual Band Wireless-AC 7260
 Test Item : Harmonic Radiated Emission Data
 Test Site : No.3 OATS
 Test Mode : Mode 6: Transmit (802.11ac-80BW)_ANT1+ANT2) (5530MHz)

Frequency MHz	Correct Factor dB	Reading Level dBuV	Measurement Level dBuV/m	Margin dB	Limit dBuV/m
Horizontal					
Peak Detector:					
11060.000	16.580	36.230	52.810	-21.190	74.000
16590.000	*	*	*	*	74.000
22120.000	*	*	*	*	74.000
27650.000	*	*	*	*	74.000
Average Detector:					
--					
Vertical					
Peak Detector:					
11060.000	17.375	35.690	53.065	-20.935	74.000
16590.000	*	*	*	*	74.000
22120.000	*	*	*	*	74.000
27650.000	*	*	*	*	74.000
Average Detector:					
--					

Note:

1. All Readings below 1GHz are Quasi-Peak, above 1GHz are performed with peak and/or average measurements as necessary.
2. Peak measurements: RBW = 1MHz, VBW = 3 MHz, Sweep: Auto.
3. Average measurements: RBW = 1MHz, VBW = 10 Hz, Sweep: Auto.
4. Measurement Level = Reading Level + Correct Factor.
5. Correct Factor = Antenna factor + Cable loss – Amplifier gain.
6. The average measurement was not performed when the peak measured data under the limit of average detection.
7. The emission levels of other frequencies are very lower than the limit and not show in test report.

Product : Intel® Dual Band Wireless-AC 7260
 Test Item : Harmonic Radiated Emission Data
 Test Site : No.3 OATS
 Test Mode : Mode 6: Transmit (802.11ac-80BW)_ANT1+ANT2) (5690MHz)

Frequency MHz	Correct Factor dB	Reading Level dBuV	Measurement Level dBuV/m	Margin dB	Limit dBuV/m
Horizontal					
Peak Detector:					
11380.000	16.480	36.560	53.041	-20.959	74.000
17070.000	*	*	*	*	74.000
22760.000	*	*	*	*	74.000
28450.000	*	*	*	*	74.000
Average Detector:					
--					
Vertical					
Peak Detector:					
11380.000	17.125	36.220	53.346	-20.654	74.000
17070.000	*	*	*	*	74.000
22760.000	*	*	*	*	74.000
28450.000	*	*	*	*	74.000
Average Detector:					
--					

Note:

1. All Readings below 1GHz are Quasi-Peak, above 1GHz are performed with peak and/or average measurements as necessary.
2. Peak measurements: RBW = 1MHz, VBW = 3 MHz, Sweep: Auto.
3. Average measurements: RBW = 1MHz, VBW = 10 Hz, Sweep: Auto.
4. Measurement Level = Reading Level + Correct Factor.
5. Correct Factor = Antenna factor + Cable loss – Amplifier gain.
6. The average measurement was not performed when the peak measured data under the limit of average detection.
7. The emission levels of other frequencies are very lower than the limit and not show in test report.

Product : Intel® Dual Band Wireless-AC 7260
 Test Item : General Radiated Emission
 Test Site : No.3 OATS
 Test Mode : Mode 1: Transmit (802.11a-6Mbps) (5200MHz)

Frequency MHz	Correct Factor dB	Reading Level dBuV	Measurement Level dBuV/m	Margin dB	Limit dBuV/m
Horizontal					
Peak Detector					
145.430	-7.730	36.913	29.183	-14.317	43.500
241.460	-6.590	35.427	28.837	-17.163	46.000
445.160	-0.432	37.977	37.545	-8.455	46.000
593.570	3.492	33.119	36.611	-9.389	46.000
741.980	3.892	33.271	37.163	-8.837	46.000
890.390	6.515	28.112	34.627	-11.373	46.000
Vertical					
Peak Detector					
102.750	-5.326	33.693	28.367	-15.133	43.500
161.920	-4.964	32.259	27.295	-16.205	43.500
365.620	0.282	25.641	25.923	-20.077	46.000
593.570	-0.388	31.421	31.033	-14.967	46.000
741.980	-0.358	33.461	33.103	-12.897	46.000
920.460	3.272	23.324	26.596	-19.404	46.000

Note:

1. All Readings below 1GHz are Quasi-Peak, above 1GHz are performed with peak and/or average measurements as necessary.
2. Peak measurements: RBW = 1MHz, VBW = 3 MHz, Sweep: Auto.
3. Average measurements: RBW = 1MHz, VBW = 10 Hz, Sweep: Auto.
4. Measurement Level = Reading Level + Correct Factor.
5. Correct Factor = Antenna factor + Cable loss – Amplifier gain.
6. The average measurement was not performed when the peak measured data under the limit of average detection.
7. The emission levels of other frequencies are very lower than the limit and not show in test report.
8. No emission found between lowest internal used/generated frequency to 30MHz.

Product : Intel® Dual Band Wireless-AC 7260
 Test Item : General Radiated Emission
 Test Site : No.3 OATS
 Test Mode : Mode 1: Transmit (802.11a-6Mbps) (5300MHz)

Frequency MHz	Correct Factor dB	Reading Level dBuV	Measurement Level dBuV/m	Margin dB	Limit dBuV/m
Horizontal					
Peak Detector					
34.850	-0.978	30.569	29.591	-10.409	40.000
145.430	-7.730	34.236	26.506	-16.994	43.500
445.160	-0.432	37.915	37.483	-8.517	46.000
593.570	3.492	33.007	36.499	-9.501	46.000
741.980	3.892	30.197	34.089	-11.911	46.000
891.360	6.265	29.632	35.897	-10.103	46.000
Vertical					
Peak Detector					
44.550	-10.527	41.280	30.753	-9.247	40.000
161.920	-4.964	32.207	27.243	-16.257	43.500
216.240	-6.051	37.220	31.169	-14.831	46.000
593.570	-0.388	30.270	29.882	-16.118	46.000
741.980	-0.358	33.627	33.269	-12.731	46.000
890.390	1.095	29.244	30.339	-15.661	46.000

Note:

1. All Readings below 1GHz are Quasi-Peak, above 1GHz are performed with peak and/or average measurements as necessary.
2. Peak measurements: RBW = 1MHz, VBW = 3 MHz, Sweep: Auto.
3. Average measurements: RBW = 1MHz, VBW = 10 Hz, Sweep: Auto.
4. Measurement Level = Reading Level + Correct Factor.
5. Correct Factor = Antenna factor + Cable loss – Amplifier gain.
6. The average measurement was not performed when the peak measured data under the limit of average detection.
7. The emission levels of other frequencies are very lower than the limit and not show in test report.
8. No emission found between lowest internal used/generated frequency to 30MHz.

Product : Intel® Dual Band Wireless-AC 7260
 Test Item : General Radiated Emission
 Test Site : No.3 OATS
 Test Mode : Mode 1: Transmit (802.11a-6Mbps) (5500MHz)

Frequency MHz	Correct Factor dB	Reading Level dBuV	Measurement Level dBuV/m	Margin dB	Limit dBuV/m
Horizontal					
Peak Detector					
144.460	-7.703	34.653	26.950	-16.550	43.500
216.240	-10.271	37.192	26.921	-19.079	46.000
445.160	-0.432	37.043	36.611	-9.389	46.000
593.570	3.492	34.326	37.818	-8.182	46.000
741.980	3.892	32.178	36.070	-9.930	46.000
891.360	6.265	27.545	33.810	-12.190	46.000
Vertical					
Peak Detector					
44.550	-10.527	41.990	31.463	-8.537	40.000
216.240	-6.051	38.143	32.092	-13.908	46.000
380.170	0.962	24.243	25.205	-20.795	46.000
614.910	1.701	28.672	30.373	-15.627	46.000
741.980	-0.358	33.918	33.560	-12.440	46.000
891.360	0.905	27.729	28.634	-17.366	46.000

Note:

1. All Readings below 1GHz are Quasi-Peak, above 1GHz are performed with peak and/or average measurements as necessary.
2. Peak measurements: RBW = 1MHz, VBW = 3 MHz, Sweep: Auto.
3. Average measurements: RBW = 1MHz, VBW = 10 Hz, Sweep: Auto.
4. Measurement Level = Reading Level + Correct Factor.
5. Correct Factor = Antenna factor + Cable loss – Amplifier gain.
6. The average measurement was not performed when the peak measured data under the limit of average detection.
7. The emission levels of other frequencies are very lower than the limit and not show in test report.
8. No emission found between lowest internal used/generated frequency to 30MHz.

Product : Intel® Dual Band Wireless-AC 7260
 Test Item : General Radiated Emission
 Test Site : No.3 OATS
 Test Mode : Mode 2: Transmit (802.11n-20BW 14.4Mbps)_ANT1) (5200MHz)

Frequency MHz	Correct Factor dB	Reading Level dBuV	Measurement Level dBuV/m	Margin dB	Limit dBuV/m
Horizontal					
Peak Detector					
295.780	-3.655	22.060	18.405	-27.595	46.000
431.580	-2.099	22.155	20.056	-25.944	46.000
497.540	-0.273	21.376	21.103	-24.897	46.000
759.440	4.372	21.384	25.756	-20.244	46.000
930.160	7.187	20.771	27.958	-18.042	46.000
1000.000	9.119	20.613	29.732	-24.268	54.000
Vertical					
Peak Detector					
33.880	-1.972	23.145	21.173	-18.827	40.000
154.160	-6.221	23.976	17.755	-25.745	43.500
307.420	-6.821	24.750	17.929	-28.071	46.000
705.120	0.115	23.267	23.382	-22.618	46.000
821.520	3.381	22.324	25.705	-20.295	46.000
928.220	6.203	21.652	27.855	-18.145	46.000

Note:

1. All Readings below 1GHz are Quasi-Peak, above 1GHz are performed with peak and/or average measurements as necessary.
2. Peak measurements: RBW = 1MHz, VBW = 3 MHz, Sweep: Auto.
3. Average measurements: RBW = 1MHz, VBW = 10 Hz, Sweep: Auto.
4. Measurement Level = Reading Level + Correct Factor.
5. Correct Factor = Antenna factor + Cable loss – Amplifier gain.
6. The average measurement was not performed when the peak measured data under the limit of average detection.
7. The emission levels of other frequencies are very lower than the limit and not show in test report.
8. No emission found between lowest internal used/generated frequency to 30MHz.

Product : Intel® Dual Band Wireless-AC 7260
 Test Item : General Radiated Emission
 Test Site : No.3 OATS
 Test Mode : Mode 2: Transmit (802.11n-20BW 14.4Mbps)_ANT1) (5300MHz)

Frequency MHz	Correct Factor dB	Reading Level dBuV	Measurement Level dBuV/m	Margin dB	Limit dBuV/m
Horizontal					
Peak Detector					
247.280	-6.192	23.071	16.878	-29.122	46.000
435.460	-1.920	23.832	21.912	-24.088	46.000
621.700	2.170	22.707	24.878	-21.122	46.000
774.960	4.187	21.704	25.891	-20.109	46.000
901.060	5.591	22.701	28.292	-17.708	46.000
970.900	6.962	23.382	30.344	-23.656	54.000
Vertical					
Peak Detector					
97.900	-1.400	24.345	22.944	-20.556	43.500
156.100	-6.201	23.967	17.765	-25.735	43.500
256.980	-7.573	24.221	16.648	-29.352	46.000
390.840	-3.099	23.545	20.446	-25.554	46.000
579.020	-5.706	23.389	17.683	-28.317	46.000
689.600	2.538	22.869	25.407	-20.593	46.000

Note:

1. All Readings below 1GHz are Quasi-Peak, above 1GHz are performed with peak and/or average measurements as necessary.
2. Peak measurements: RBW = 1MHz, VBW = 3 MHz, Sweep: Auto.
3. Average measurements: RBW = 1MHz, VBW = 10 Hz, Sweep: Auto.
4. Measurement Level = Reading Level + Correct Factor.
5. Correct Factor = Antenna factor + Cable loss – Amplifier gain.
6. The average measurement was not performed when the peak measured data under the limit of average detection.
7. The emission levels of other frequencies are very lower than the limit and not show in test report.
8. No emission found between lowest internal used/generated frequency to 30MHz.

Product : Intel® Dual Band Wireless-AC 7260
 Test Item : General Radiated Emission
 Test Site : No.3 OATS
 Test Mode : Mode 2: Transmit (802.11n-20BW 14.4Mbps)_ANT1) (5500MHz)

Frequency MHz	Correct Factor dB	Reading Level dBuV	Measurement Level dBuV/m	Margin dB	Limit dBuV/m
Horizontal					
Peak Detector					
107.600	-7.058	23.071	16.013	-27.487	43.500
266.680	-4.963	22.443	17.480	-28.520	46.000
386.960	-1.524	22.994	21.470	-24.530	46.000
447.100	-2.726	24.450	21.724	-24.276	46.000
546.040	3.570	22.532	26.101	-19.899	46.000
825.400	6.250	20.799	27.049	-18.951	46.000
Vertical					
Peak Detector					
33.880	-1.972	22.976	21.004	-18.996	40.000
206.540	-7.705	23.440	15.735	-27.765	43.500
528.580	-0.462	23.306	22.844	-23.156	46.000
751.680	2.850	22.201	25.051	-20.949	46.000
881.660	2.557	21.353	23.910	-22.090	46.000
955.380	6.657	20.667	27.324	-18.676	46.000

Note:

1. All Readings below 1GHz are Quasi-Peak, above 1GHz are performed with peak and/or average measurements as necessary.
2. Peak measurements: RBW = 1MHz, VBW = 3 MHz, Sweep: Auto.
3. Average measurements: RBW = 1MHz, VBW = 10 Hz, Sweep: Auto.
4. Measurement Level = Reading Level + Correct Factor.
5. Correct Factor = Antenna factor + Cable loss – Amplifier gain.
6. The average measurement was not performed when the peak measured data under the limit of average detection.
7. The emission levels of other frequencies are very lower than the limit and not show in test report.
8. No emission found between lowest internal used/generated frequency to 30MHz.

Product : Intel® Dual Band Wireless-AC 7260
 Test Item : General Radiated Emission
 Test Site : No.3 OATS
 Test Mode : Mode 2: Transmit (802.11n-20BW 14.4Mbps)_ANT2) (5200MHz)

Frequency MHz	Correct Factor dB	Reading Level dBuV	Measurement Level dBuV/m	Margin dB	Limit dBuV/m
Horizontal					
Peak Detector					
571.260	2.104	20.061	22.166	-23.834	46.000
606.180	4.666	21.673	26.339	-19.661	46.000
709.000	3.458	22.269	25.727	-20.273	46.000
792.420	5.209	21.709	26.918	-19.082	46.000
831.220	6.121	20.466	26.587	-19.413	46.000
957.320	6.259	19.780	26.039	-19.961	46.000
Vertical					
Peak Detector					
99.840	-0.021	22.697	22.676	-20.824	43.500
159.980	-6.185	22.805	16.620	-26.880	43.500
381.140	-1.558	23.672	22.114	-23.886	46.000
511.120	-0.261	23.180	22.919	-23.081	46.000
860.320	0.666	23.294	23.960	-22.040	46.000
939.860	6.450	22.060	28.510	-17.490	46.000

Note:

1. All Readings below 1GHz are Quasi-Peak, above 1GHz are performed with peak and/or average measurements as necessary.
2. Peak measurements: RBW = 1MHz, VBW = 3 MHz, Sweep: Auto.
3. Average measurements: RBW = 1MHz, VBW = 10 Hz, Sweep: Auto.
4. Measurement Level = Reading Level + Correct Factor.
5. Correct Factor = Antenna factor + Cable loss – Amplifier gain.
6. The average measurement was not performed when the peak measured data under the limit of average detection.
7. The emission levels of other frequencies are very lower than the limit and not show in test report.
8. No emission found between lowest internal used/generated frequency to 30MHz.

Product : Intel® Dual Band Wireless-AC 7260
 Test Item : General Radiated Emission
 Test Site : No.3 OATS
 Test Mode : Mode 2: Transmit (802.11n-20BW 14.4Mbps)_ANT2) (5300MHz)

Frequency MHz	Correct Factor dB	Reading Level dBuV	Measurement Level dBuV/m	Margin dB	Limit dBuV/m
Horizontal					
Peak Detector					
154.160	-10.091	23.617	13.526	-29.974	43.500
192.960	-10.538	24.199	13.661	-29.839	43.500
332.640	-4.184	23.422	19.238	-26.762	46.000
470.380	1.226	23.095	24.321	-21.679	46.000
666.320	2.031	22.949	24.981	-21.019	46.000
806.000	4.968	23.235	28.203	-17.797	46.000
Vertical					
Peak Detector					
113.420	-1.849	23.460	21.611	-21.889	43.500
369.500	-2.868	22.521	19.653	-26.347	46.000
513.060	-0.670	20.562	19.892	-26.108	46.000
705.120	0.115	20.597	20.712	-25.288	46.000
827.340	3.162	21.996	25.158	-20.842	46.000
899.120	3.063	21.467	24.530	-21.470	46.000

Note:

1. All Readings below 1GHz are Quasi-Peak, above 1GHz are performed with peak and/or average measurements as necessary.
2. Peak measurements: RBW = 1MHz, VBW = 3 MHz, Sweep: Auto.
3. Average measurements: RBW = 1MHz, VBW = 10 Hz, Sweep: Auto.
4. Measurement Level = Reading Level + Correct Factor.
5. Correct Factor = Antenna factor + Cable loss – Amplifier gain.
6. The average measurement was not performed when the peak measured data under the limit of average detection.
7. The emission levels of other frequencies are very lower than the limit and not show in test report.
8. No emission found between lowest internal used/generated frequency to 30MHz.

Product : Intel® Dual Band Wireless-AC 7260
 Test Item : General Radiated Emission
 Test Site : No.3 OATS
 Test Mode : Mode 2: Transmit (802.11n-20BW 14.4Mbps)_ANT2) (5500MHz)

Frequency MHz	Correct Factor dB	Reading Level dBuV	Measurement Level dBuV/m	Margin dB	Limit dBuV/m
Horizontal					
Peak Detector					
317.120	-4.245	22.795	18.550	-27.450	46.000
373.380	-1.163	21.755	20.592	-25.408	46.000
555.740	2.289	22.988	25.277	-20.723	46.000
610.060	4.101	22.789	26.890	-19.110	46.000
780.780	4.230	22.876	27.106	-18.894	46.000
920.460	6.467	22.315	28.782	-17.218	46.000
Vertical					
Peak Detector					
57.160	-4.403	24.654	20.251	-19.749	40.000
103.720	-0.151	23.684	23.532	-19.968	43.500
177.440	-8.339	23.273	14.934	-28.566	43.500
264.740	-7.681	23.904	16.223	-29.777	46.000
363.680	-2.393	22.963	20.570	-25.430	46.000
897.180	2.332	23.083	25.415	-20.585	46.000

Note:

1. All Readings below 1GHz are Quasi-Peak, above 1GHz are performed with peak and/or average measurements as necessary.
2. Peak measurements: RBW = 1MHz, VBW = 3 MHz, Sweep: Auto.
3. Average measurements: RBW = 1MHz, VBW = 10 Hz, Sweep: Auto.
4. Measurement Level = Reading Level + Correct Factor.
5. Correct Factor = Antenna factor + Cable loss – Amplifier gain.
6. The average measurement was not performed when the peak measured data under the limit of average detection.
7. The emission levels of other frequencies are very lower than the limit and not show in test report.
8. No emission found between lowest internal used/generated frequency to 30MHz.

Product : Intel® Dual Band Wireless-AC 7260
 Test Item : General Radiated Emission
 Test Site : No.3 OATS
 Test Mode : Mode 2: Transmit (802.11n-20BW 14.4Mbps)_ANT1+ANT2) (5200MHz)

Frequency MHz	Correct Factor dB	Reading Level dBuV	Measurement Level dBuV/m	Margin dB	Limit dBuV/m
Horizontal					
Peak Detector					
144.460	-7.703	34.773	27.070	-16.430	43.500
288.990	-5.513	33.335	27.822	-18.178	46.000
445.160	-0.432	38.121	37.689	-8.311	46.000
593.570	3.492	31.038	34.530	-11.470	46.000
741.980	3.892	33.612	37.504	-8.496	46.000
891.360	6.265	28.819	35.084	-10.916	46.000
Vertical					
Peak Detector					
44.550	-10.527	42.290	31.763	-8.237	40.000
108.570	-3.762	32.460	28.698	-14.802	43.500
216.240	-6.051	37.947	31.896	-14.104	46.000
614.910	1.701	28.722	30.423	-15.577	46.000
741.980	-0.358	34.128	33.770	-12.230	46.000
891.360	0.905	30.080	30.985	-15.015	46.000

Note:

1. All Readings below 1GHz are Quasi-Peak, above 1GHz are performed with peak and/or average measurements as necessary.
2. Peak measurements: RBW = 1MHz, VBW = 3 MHz, Sweep: Auto.
3. Average measurements: RBW = 1MHz, VBW = 10 Hz, Sweep: Auto.
4. Measurement Level = Reading Level + Correct Factor.
5. Correct Factor = Antenna factor + Cable loss – Amplifier gain.
6. The average measurement was not performed when the peak measured data under the limit of average detection.
7. The emission levels of other frequencies are very lower than the limit and not show in test report.
8. No emission found between lowest internal used/generated frequency to 30MHz.

Product : Intel® Dual Band Wireless-AC 7260
 Test Item : General Radiated Emission
 Test Site : No.3 OATS
 Test Mode : Mode 2: Transmit (802.11n-20BW 14.4Mbps)_ANT1+ANT2) (5300MHz)

Frequency MHz	Correct Factor dB	Reading Level dBuV	Measurement Level dBuV/m	Margin dB	Limit dBuV/m
Horizontal					
Peak Detector					
42.610	-7.561	42.379	34.818	-5.182	40.000
216.240	-10.271	37.947	27.676	-18.324	46.000
445.160	-0.432	36.090	35.658	-10.342	46.000
593.570	3.492	27.862	31.354	-14.646	46.000
741.980	3.892	34.544	38.436	-7.564	46.000
891.360	6.265	30.080	36.345	-9.655	46.000
Vertical					
Peak Detector					
62.980	-11.979	39.763	27.784	-12.216	40.000
216.240	-6.051	37.947	31.896	-14.104	46.000
445.160	-6.402	36.941	30.539	-15.461	46.000
593.570	-0.388	32.413	32.025	-13.975	46.000
692.510	1.917	28.843	30.760	-15.240	46.000
891.360	0.905	30.080	30.985	-15.015	46.000

Note:

1. All Readings below 1GHz are Quasi-Peak, above 1GHz are performed with peak and/or average measurements as necessary.
2. Peak measurements: RBW = 1MHz, VBW = 3 MHz, Sweep: Auto.
3. Average measurements: RBW = 1MHz, VBW = 10 Hz, Sweep: Auto.
4. Measurement Level = Reading Level + Correct Factor.
5. Correct Factor = Antenna factor + Cable loss – Amplifier gain.
6. The average measurement was not performed when the peak measured data under the limit of average detection.
7. The emission levels of other frequencies are very lower than the limit and not show in test report.
8. No emission found between lowest internal used/generated frequency to 30MHz.

Product : Intel® Dual Band Wireless-AC 7260
 Test Item : General Radiated Emission
 Test Site : No.3 OATS
 Test Mode : Mode 2: Transmit (802.11n-20BW 14.4Mbps)_ANT1+ANT2) (5500MHz)

Frequency MHz	Correct Factor dB	Reading Level dBuV	Measurement Level dBuV/m	Margin dB	Limit dBuV/m
Horizontal					
Peak Detector					
144.460	-7.703	37.123	29.420	-14.080	43.500
241.460	-6.590	35.733	29.143	-16.857	46.000
445.160	-0.432	34.418	33.986	-12.014	46.000
593.570	3.492	31.808	35.300	-10.700	46.000
741.980	3.892	34.541	38.433	-7.567	46.000
890.390	6.515	29.238	35.753	-10.247	46.000
Vertical					
Peak Detector					
44.550	-10.527	40.833	30.306	-9.694	40.000
216.240	-6.051	35.646	29.595	-16.405	46.000
504.330	-0.055	28.707	28.652	-17.348	46.000
614.910	1.701	28.200	29.901	-16.099	46.000
741.980	-0.358	31.421	31.063	-14.937	46.000
890.390	1.095	28.982	30.077	-15.923	46.000

Note:

1. All Readings below 1GHz are Quasi-Peak, above 1GHz are performed with peak and/or average measurements as necessary.
2. Peak measurements: RBW = 1MHz, VBW = 3 MHz, Sweep: Auto.
3. Average measurements: RBW = 1MHz, VBW = 10 Hz, Sweep: Auto.
4. Measurement Level = Reading Level + Correct Factor.
5. Correct Factor = Antenna factor + Cable loss – Amplifier gain.
6. The average measurement was not performed when the peak measured data under the limit of average detection.
7. The emission levels of other frequencies are very lower than the limit and not show in test report.
8. No emission found between lowest internal used/generated frequency to 30MHz.

Product : Intel® Dual Band Wireless-AC 7260
 Test Item : General Radiated Emission
 Test Site : No.3 OATS
 Test Mode : Mode 3: Transmit (802.11n-40BW 30Mbps)_ANT1) (5190MHz)

Frequency MHz	Correct Factor dB	Reading Level dBuV	Measurement Level dBuV/m	Margin dB	Limit dBuV/m
Horizontal					
Peak Detector					
107.600	-7.058	23.098	16.040	-27.460	43.500
268.620	-4.942	22.525	17.583	-28.417	46.000
375.320	-1.209	22.081	20.872	-25.128	46.000
590.660	3.625	20.957	24.582	-21.418	46.000
829.280	6.344	23.760	30.104	-15.896	46.000
918.520	6.396	21.241	27.637	-18.363	46.000
Vertical					
Peak Detector					
115.360	-2.630	22.685	20.055	-23.445	43.500
367.560	-2.545	20.930	18.385	-27.615	46.000
718.700	-0.313	20.524	20.211	-25.789	46.000
842.860	3.074	20.994	24.068	-21.932	46.000
922.400	5.534	20.571	26.105	-19.895	46.000
968.960	8.191	22.092	30.283	-23.717	54.000

Note:

1. All Readings below 1GHz are Quasi-Peak, above 1GHz are performed with peak and/or average measurements as necessary.
2. Peak measurements: RBW = 1MHz, VBW = 3 MHz, Sweep: Auto.
3. Average measurements: RBW = 1MHz, VBW = 10 Hz, Sweep: Auto.
4. Measurement Level = Reading Level + Correct Factor.
5. Correct Factor = Antenna factor + Cable loss – Amplifier gain.
6. The average measurement was not performed when the peak measured data under the limit of average detection.
7. The emission levels of other frequencies are very lower than the limit and not show in test report.
8. No emission found between lowest internal used/generated frequency to 30MHz.

Product : Intel® Dual Band Wireless-AC 7260
 Test Item : General Radiated Emission
 Test Site : No.3 OATS
 Test Mode : Mode 3: Transmit (802.11n-40BW 30Mbps)_ANT1) (5270MHz)

Frequency MHz	Correct Factor dB	Reading Level dBuV	Measurement Level dBuV/m	Margin dB	Limit dBuV/m
Horizontal					
Peak Detector					
386.960	-1.524	23.473	21.949	-24.051	46.000
509.180	1.252	22.642	23.894	-22.106	46.000
580.960	3.505	22.965	26.470	-19.530	46.000
648.860	2.038	22.437	24.475	-21.525	46.000
709.000	3.458	22.950	26.408	-19.592	46.000
817.640	5.532	22.505	28.037	-17.963	46.000

Vertical					
Peak Detector					
30.000	1.020	21.264	22.284	-17.716	40.000
202.660	-7.739	22.492	14.753	-28.747	43.500
353.980	-3.652	22.574	18.922	-27.078	46.000
416.060	-8.415	23.374	14.959	-31.041	46.000
532.460	-0.563	21.791	21.228	-24.772	46.000
949.560	6.615	23.297	29.912	-16.088	46.000

Note:

1. All Readings below 1GHz are Quasi-Peak, above 1GHz are performed with peak and/or average measurements as necessary.
2. Peak measurements: RBW = 1MHz, VBW = 3 MHz, Sweep: Auto.
3. Average measurements: RBW = 1MHz, VBW = 10 Hz, Sweep: Auto.
4. Measurement Level = Reading Level + Correct Factor.
5. Correct Factor = Antenna factor + Cable loss – Amplifier gain.
6. The average measurement was not performed when the peak measured data under the limit of average detection.
7. The emission levels of other frequencies are very lower than the limit and not show in test report.
8. No emission found between lowest internal used/generated frequency to 30MHz.

Product : Intel® Dual Band Wireless-AC 7260
 Test Item : General Radiated Emission
 Test Site : No.3 OATS
 Test Mode : Mode 3: Transmit (802.11n-40BW 30Mbps)_ANT1) (5590MHz)

Frequency MHz	Correct Factor dB	Reading Level dBuV	Measurement Level dBuV/m	Margin dB	Limit dBuV/m
Horizontal					
Peak Detector					
388.900	-1.684	22.465	20.781	-25.219	46.000
478.140	-0.291	22.838	22.547	-23.453	46.000
538.280	2.320	22.770	25.090	-20.910	46.000
648.860	2.038	23.386	25.424	-20.576	46.000
776.900	4.183	22.760	26.943	-19.057	46.000
899.120	5.433	22.788	28.221	-17.779	46.000
Vertical					
Peak Detector					
134.760	-4.648	22.355	17.707	-25.793	43.500
416.060	-8.415	21.885	13.470	-32.530	46.000
485.900	-3.204	19.819	16.615	-29.385	46.000
606.180	-1.594	20.819	19.225	-26.775	46.000
703.180	0.139	19.619	19.757	-26.243	46.000
837.040	2.223	19.688	21.910	-24.090	46.000

Note:

1. All Readings below 1GHz are Quasi-Peak, above 1GHz are performed with peak and/or average measurements as necessary.
2. Peak measurements: RBW = 1MHz, VBW = 3 MHz, Sweep: Auto.
3. Average measurements: RBW = 1MHz, VBW = 10 Hz, Sweep: Auto.
4. Measurement Level = Reading Level + Correct Factor.
5. Correct Factor = Antenna factor + Cable loss – Amplifier gain.
6. The average measurement was not performed when the peak measured data under the limit of average detection.
7. The emission levels of other frequencies are very lower than the limit and not show in test report.
8. No emission found between lowest internal used/generated frequency to 30MHz.

Product : Intel® Dual Band Wireless-AC 7260
 Test Item : General Radiated Emission
 Test Site : No.3 OATS
 Test Mode : Mode 3: Transmit (802.11n-40BW 30Mbps)_ANT2) (5190MHz)

Frequency MHz	Correct Factor dB	Reading Level dBuV	Measurement Level dBuV/m	Margin dB	Limit dBuV/m
Horizontal					
Peak Detector					
272.500	-5.359	21.595	16.236	-29.764	46.000
460.680	1.589	20.432	22.021	-23.979	46.000
588.720	3.528	20.941	24.469	-21.531	46.000
761.380	4.345	21.871	26.216	-19.784	46.000
838.980	5.131	21.441	26.572	-19.428	46.000
941.800	6.435	20.688	27.123	-18.877	46.000
Vertical					
Peak Detector					
74.620	-5.082	24.011	18.929	-21.071	40.000
299.660	-6.855	24.084	17.229	-28.771	46.000
379.200	-1.505	23.181	21.675	-24.325	46.000
546.040	-1.300	22.235	20.934	-25.066	46.000
751.680	2.850	21.045	23.895	-22.105	46.000
920.460	5.517	21.953	27.470	-18.530	46.000

Note:

1. All Readings below 1GHz are Quasi-Peak, above 1GHz are performed with peak and/or average measurements as necessary.
2. Peak measurements: RBW = 1MHz, VBW = 3 MHz, Sweep: Auto.
3. Average measurements: RBW = 1MHz, VBW = 10 Hz, Sweep: Auto.
4. Measurement Level = Reading Level + Correct Factor.
5. Correct Factor = Antenna factor + Cable loss – Amplifier gain.
6. The average measurement was not performed when the peak measured data under the limit of average detection.
7. The emission levels of other frequencies are very lower than the limit and not show in test report.
8. No emission found between lowest internal used/generated frequency to 30MHz.

Product : Intel® Dual Band Wireless-AC 7260
 Test Item : General Radiated Emission
 Test Site : No.3 OATS
 Test Mode : Mode 3: Transmit (802.11n-40BW 30Mbps)_ANT2) (5270MHz)

Frequency MHz	Correct Factor dB	Reading Level dBuV	Measurement Level dBuV/m	Margin dB	Limit dBuV/m
Horizontal					
Peak Detector					
43.580	-4.496	22.235	17.739	-22.261	40.000
513.060	1.550	21.670	23.220	-22.780	46.000
606.180	4.666	22.239	26.905	-19.095	46.000
728.400	3.452	22.346	25.798	-20.202	46.000
842.860	5.384	21.374	26.758	-19.242	46.000
918.520	6.396	22.145	28.541	-17.459	46.000

Vertical					
Peak Detector					
150.280	-6.224	22.140	15.916	-27.584	43.500
332.640	-4.914	23.333	18.419	-27.581	46.000
390.840	-3.099	23.224	20.125	-25.875	46.000
540.220	0.121	22.794	22.915	-23.085	46.000
668.260	-1.694	21.691	19.997	-26.003	46.000
838.980	2.611	22.329	24.940	-21.060	46.000

Note:

1. All Readings below 1GHz are Quasi-Peak, above 1GHz are performed with peak and/or average measurements as necessary.
2. Peak measurements: RBW = 1MHz, VBW = 3 MHz, Sweep: Auto.
3. Average measurements: RBW = 1MHz, VBW = 10 Hz, Sweep: Auto.
4. Measurement Level = Reading Level + Correct Factor.
5. Correct Factor = Antenna factor + Cable loss – Amplifier gain.
6. The average measurement was not performed when the peak measured data under the limit of average detection.
7. The emission levels of other frequencies are very lower than the limit and not show in test report.
8. No emission found between lowest internal used/generated frequency to 30MHz.

Product : Intel® Dual Band Wireless-AC 7260
 Test Item : General Radiated Emission
 Test Site : No.3 OATS
 Test Mode : Mode 3: Transmit (802.11n-40BW 30Mbps)_ANT2) (5590MHz)

Frequency MHz	Correct Factor dB	Reading Level dBuV	Measurement Level dBuV/m	Margin dB	Limit dBuV/m
Horizontal					
Peak Detector					
43.580	-4.496	23.864	19.368	-20.632	40.000
103.720	-6.751	22.363	15.611	-27.889	43.500
487.840	-0.692	21.864	21.172	-24.828	46.000
646.920	1.793	20.977	22.770	-23.230	46.000
707.060	2.919	20.190	23.109	-22.891	46.000
835.100	5.185	20.448	25.633	-20.367	46.000

Vertical					
Peak Detector					
103.720	-0.151	24.096	23.944	-19.556	43.500
381.140	-1.558	22.509	20.951	-25.049	46.000
532.460	-0.563	22.835	22.272	-23.728	46.000
627.520	-3.120	23.124	20.004	-25.996	46.000
804.060	3.587	20.799	24.386	-21.614	46.000
941.800	6.585	21.964	28.549	-17.451	46.000

Note:

1. All Readings below 1GHz are Quasi-Peak, above 1GHz are performed with peak and/or average measurements as necessary.
2. Peak measurements: RBW = 1MHz, VBW = 3 MHz, Sweep: Auto.
3. Average measurements: RBW = 1MHz, VBW = 10 Hz, Sweep: Auto.
4. Measurement Level = Reading Level + Correct Factor.
5. Correct Factor = Antenna factor + Cable loss – Amplifier gain.
6. The average measurement was not performed when the peak measured data under the limit of average detection.
7. The emission levels of other frequencies are very lower than the limit and not show in test report.
8. No emission found between lowest internal used/generated frequency to 30MHz.

Product : Intel® Dual Band Wireless-AC 7260
 Test Item : General Radiated Emission
 Test Site : No.3 OATS
 Test Mode : Mode 3: Transmit (802.11n-40BW 30Mbps)_ANT1+ANT2) (5190MHz)

Frequency MHz	Correct Factor dB	Reading Level dBuV	Measurement Level dBuV/m	Margin dB	Limit dBuV/m
Horizontal					
Peak Detector					
144.460	-7.703	39.028	31.325	-12.175	43.500
241.460	-6.590	37.311	30.721	-15.279	46.000
445.160	-0.432	37.453	37.021	-8.979	46.000
593.570	3.492	33.950	37.442	-8.558	46.000
741.980	3.892	33.667	37.559	-8.441	46.000
890.390	6.515	27.826	34.341	-11.659	46.000
Vertical					
Peak Detector					
40.670	-12.130	45.984	33.854	-6.146	40.000
103.720	-5.090	30.585	25.494	-18.006	43.500
216.240	-6.051	31.295	25.244	-20.756	46.000
405.390	-4.436	33.185	28.749	-17.251	46.000
614.910	1.701	29.565	31.266	-14.734	46.000
741.980	-0.358	38.351	37.993	-8.007	46.000

Note:

1. All Readings below 1GHz are Quasi-Peak, above 1GHz are performed with peak and/or average measurements as necessary.
2. Peak measurements: RBW = 1MHz, VBW = 3 MHz, Sweep: Auto.
3. Average measurements: RBW = 1MHz, VBW = 10 Hz, Sweep: Auto.
4. Measurement Level = Reading Level + Correct Factor.
5. Correct Factor = Antenna factor + Cable loss – Amplifier gain.
6. The average measurement was not performed when the peak measured data under the limit of average detection.
7. The emission levels of other frequencies are very lower than the limit and not show in test report.
8. No emission found between lowest internal used/generated frequency to 30MHz.

Product : Intel® Dual Band Wireless-AC 7260
 Test Item : General Radiated Emission
 Test Site : No.3 OATS
 Test Mode : Mode 3: Transmit (802.11n-40BW 30Mbps)_ANT1+ANT2) (5270MHz)

Frequency MHz	Correct Factor dB	Reading Level dBuV	Measurement Level dBuV/m	Margin dB	Limit dBuV/m
------------------	-------------------------	--------------------------	--------------------------------	--------------	-----------------

Horizontal
Peak Detector

42.610	-7.561	40.194	32.633	-7.367	40.000
216.240	-10.271	34.759	24.488	-21.512	46.000
364.650	0.281	26.384	26.665	-19.335	46.000
593.570	3.492	27.744	31.236	-14.764	46.000
741.980	3.892	25.608	29.500	-16.500	46.000
890.390	6.515	23.843	30.358	-15.642	46.000

Vertical
Peak Detector

43.580	-10.919	41.530	30.611	-9.389	40.000
216.240	-6.051	36.008	29.957	-16.043	46.000
370.470	-0.431	24.151	23.720	-22.280	46.000
614.910	1.701	27.371	29.072	-16.928	46.000
837.040	1.606	26.560	28.166	-17.834	46.000
950.530	3.124	24.089	27.212	-18.788	46.000

Note:

1. All Readings below 1GHz are Quasi-Peak, above 1GHz are performed with peak and/or average measurements as necessary.
2. Peak measurements: RBW = 1MHz, VBW = 3 MHz, Sweep: Auto.
3. Average measurements: RBW = 1MHz, VBW = 10 Hz, Sweep: Auto.
4. Measurement Level = Reading Level + Correct Factor.
5. Correct Factor = Antenna factor + Cable loss – Amplifier gain.
6. The average measurement was not performed when the peak measured data under the limit of average detection.
7. The emission levels of other frequencies are very lower than the limit and not show in test report.
8. No emission found between lowest internal used/generated frequency to 30MHz.

Product : Intel® Dual Band Wireless-AC 7260
 Test Item : General Radiated Emission
 Test Site : No.3 OATS
 Test Mode : Mode 3: Transmit (802.11n-40BW 30Mbps)_ANT1+ANT2) (5590MHz)

Frequency MHz	Correct Factor dB	Reading Level dBuV	Measurement Level dBuV/m	Margin dB	Limit dBuV/m
------------------	-------------------------	--------------------------	--------------------------------	--------------	-----------------

Horizontal
Peak Detector

41.640	-6.175	40.862	34.688	-5.312	40.000
216.240	-10.271	36.130	25.859	-20.141	46.000
405.390	0.794	26.800	27.594	-18.406	46.000
576.110	3.127	25.293	28.420	-17.580	46.000
741.980	3.892	33.280	37.172	-8.828	46.000
891.360	6.265	28.383	34.648	-11.352	46.000

Vertical
Peak Detector

84.320	-4.204	31.874	27.670	-12.330	40.000
216.240	-6.051	37.206	31.155	-14.845	46.000
511.120	0.783	26.979	27.762	-18.238	46.000
741.980	-0.358	31.313	30.955	-15.045	46.000
890.390	1.095	26.644	27.739	-18.261	46.000
940.830	3.480	27.003	30.483	-15.517	46.000

Note:

1. All Readings below 1GHz are Quasi-Peak, above 1GHz are performed with peak and/or average measurements as necessary.
2. Peak measurements: RBW = 1MHz, VBW = 3 MHz, Sweep: Auto.
3. Average measurements: RBW = 1MHz, VBW = 10 Hz, Sweep: Auto.
4. Measurement Level = Reading Level + Correct Factor.
5. Correct Factor = Antenna factor + Cable loss – Amplifier gain.
6. The average measurement was not performed when the peak measured data under the limit of average detection.
7. The emission levels of other frequencies are very lower than the limit and not show in test report.
8. No emission found between lowest internal used/generated frequency to 30MHz.

Product : Intel® Dual Band Wireless-AC 7260
 Test Item : General Radiated Emission
 Test Site : No.3 OATS
 Test Mode : Mode 4: Transmit (802.11ac-20BW)_ANT1) (5720MHz)

Frequency MHz	Correct Factor dB	Reading Level dBuV	Measurement Level dBuV/m	Margin dB	Limit dBuV/m
Horizontal					
Peak Detector					
107.600	-7.058	22.235	15.177	-28.323	43.500
377.260	-1.115	23.098	21.983	-24.017	46.000
458.740	0.833	22.795	23.628	-22.372	46.000
602.300	4.287	22.074	26.361	-19.639	46.000
689.600	3.628	20.879	24.507	-21.493	46.000
829.280	6.344	21.546	27.890	-18.110	46.000
Vertical					
Peak Detector					
377.260	-1.765	23.098	21.333	-24.667	46.000
524.700	-0.379	22.987	22.608	-23.392	46.000
689.600	2.538	22.307	24.845	-21.155	46.000
771.080	3.115	22.403	25.518	-20.482	46.000
920.460	5.517	22.509	28.026	-17.974	46.000
968.960	8.191	22.201	30.392	-23.608	54.000

Note:

1. All Readings below 1GHz are Quasi-Peak, above 1GHz are performed with peak and/or average measurements as necessary.
2. Peak measurements: RBW = 1MHz, VBW = 3 MHz, Sweep: Auto.
3. Average measurements: RBW = 1MHz, VBW = 10 Hz, Sweep: Auto.
4. Measurement Level = Reading Level + Correct Factor.
5. Correct Factor = Antenna factor + Cable loss – Amplifier gain.
6. The average measurement was not performed when the peak measured data under the limit of average detection.
7. The emission levels of other frequencies are very lower than the limit and not show in test report.
8. No emission found between lowest internal used/generated frequency to 30MHz.

Product : Intel® Dual Band Wireless-AC 7260
 Test Item : General Radiated Emission
 Test Site : No.3 OATS
 Test Mode : Mode 4: Transmit (802.11ac-20BW)_ANT2) (5720MHz)

Frequency MHz	Correct Factor dB	Reading Level dBuV	Measurement Level dBuV/m	Margin dB	Limit dBuV/m
Horizontal					
Peak Detector					
256.980	-5.073	23.407	18.334	-27.666	46.000
367.560	-1.205	23.306	22.101	-23.899	46.000
470.380	1.226	23.076	24.302	-21.698	46.000
604.240	4.770	21.648	26.418	-19.582	46.000
718.700	3.537	23.305	26.842	-19.158	46.000
831.220	6.121	22.754	28.875	-17.125	46.000
Vertical					
Peak Detector					
156.100	-6.201	22.851	16.649	-26.851	43.500
307.420	-6.821	23.389	16.568	-29.432	46.000
410.240	-6.616	23.719	17.103	-28.897	46.000
534.400	-0.571	23.155	22.584	-23.416	46.000
617.820	-2.327	22.828	20.501	-25.499	46.000
749.740	2.510	22.471	24.981	-21.019	46.000

Note:

1. All Readings below 1GHz are Quasi-Peak, above 1GHz are performed with peak and/or average measurements as necessary.
2. Peak measurements: RBW = 1MHz, VBW = 3 MHz, Sweep: Auto.
3. Average measurements: RBW = 1MHz, VBW = 10 Hz, Sweep: Auto.
4. Measurement Level = Reading Level + Correct Factor.
5. Correct Factor = Antenna factor + Cable loss – Amplifier gain.
6. The average measurement was not performed when the peak measured data under the limit of average detection.
7. The emission levels of other frequencies are very lower than the limit and not show in test report.
8. No emission found between lowest internal used/generated frequency to 30MHz.

Product : Intel® Dual Band Wireless-AC 7260
 Test Item : General Radiated Emission
 Test Site : No.3 OATS
 Test Mode : Mode 4: Transmit (802.11ac-20BW)_ANT1+ANT2) (5720MHz)

Frequency MHz	Correct Factor dB	Reading Level dBuV	Measurement Level dBuV/m	Margin dB	Limit dBuV/m
Horizontal					
Peak Detector					
103.720	-8.230	33.748	25.517	-17.983	43.500
241.460	-6.590	35.990	29.400	-16.600	46.000
445.160	-0.432	37.184	36.752	-9.248	46.000
593.570	3.492	34.900	38.392	-7.608	46.000
741.980	3.892	31.077	34.969	-11.031	46.000
890.390	6.515	30.232	36.747	-9.253	46.000
Vertical					
Peak Detector					
84.320	-4.204	32.854	28.650	-11.350	40.000
216.240	-6.051	37.313	31.262	-14.738	46.000
378.230	0.769	24.459	25.228	-20.772	46.000
593.570	-0.388	30.578	30.190	-15.810	46.000
741.980	-0.358	32.363	32.005	-13.995	46.000
940.830	3.480	26.738	30.218	-15.782	46.000

Note:

1. All Readings below 1GHz are Quasi-Peak, above 1GHz are performed with peak and/or average measurements as necessary.
2. Peak measurements: RBW = 1MHz, VBW = 3 MHz, Sweep: Auto.
3. Average measurements: RBW = 1MHz, VBW = 10 Hz, Sweep: Auto.
4. Measurement Level = Reading Level + Correct Factor.
5. Correct Factor = Antenna factor + Cable loss – Amplifier gain.
6. The average measurement was not performed when the peak measured data under the limit of average detection.
7. The emission levels of other frequencies are very lower than the limit and not show in test report.
8. No emission found between lowest internal used/generated frequency to 30MHz.

Product : Intel® Dual Band Wireless-AC 7260
 Test Item : General Radiated Emission
 Test Site : No.3 OATS
 Test Mode : Mode 5: Transmit (802.11ac-40BW)_ANT1) (5710MHz)

Frequency MHz	Correct Factor dB	Reading Level dBuV	Measurement Level dBuV/m	Margin dB	Limit dBuV/m
Horizontal					
Peak Detector					
256.980	-5.073	21.683	16.610	-29.390	46.000
350.100	-2.332	21.927	19.595	-26.405	46.000
546.040	3.570	22.502	26.071	-19.929	46.000
676.020	2.911	21.369	24.280	-21.720	46.000
819.580	5.789	18.963	24.753	-21.247	46.000
930.160	7.187	20.388	27.575	-18.425	46.000
Vertical					
Peak Detector					
103.720	-0.151	22.789	22.637	-20.863	43.500
383.080	-2.184	22.427	20.243	-25.757	46.000
507.240	-0.471	22.311	21.840	-24.160	46.000
689.600	2.538	21.116	23.654	-22.346	46.000
757.500	2.921	22.184	25.105	-20.895	46.000
930.160	6.477	21.464	27.941	-18.059	46.000

Note:

1. All Readings below 1GHz are Quasi-Peak, above 1GHz are performed with peak and/or average measurements as necessary.
2. Peak measurements: RBW = 1MHz, VBW = 3 MHz, Sweep: Auto.
3. Average measurements: RBW = 1MHz, VBW = 10 Hz, Sweep: Auto.
4. Measurement Level = Reading Level + Correct Factor.
5. Correct Factor = Antenna factor + Cable loss – Amplifier gain.
6. The average measurement was not performed when the peak measured data under the limit of average detection.
7. The emission levels of other frequencies are very lower than the limit and not show in test report.
8. No emission found between lowest internal used/generated frequency to 30MHz.

Product : Intel® Dual Band Wireless-AC 7260
 Test Item : General Radiated Emission
 Test Site : No.3 OATS
 Test Mode : Mode 5: Transmit (802.11ac-40BW)_ANT2) (5710MHz)

Frequency MHz	Correct Factor dB	Reading Level dBuV	Measurement Level dBuV/m	Margin dB	Limit dBuV/m
Horizontal					
Peak Detector					
31.940	-0.387	23.910	23.524	-16.476	40.000
468.440	1.195	24.070	25.265	-20.735	46.000
606.180	4.666	23.111	27.777	-18.223	46.000
792.420	5.209	23.722	28.931	-17.069	46.000
949.560	6.695	23.672	30.367	-15.633	46.000
1000.000	9.119	23.036	32.155	-21.845	54.000
Vertical					
Peak Detector					
251.160	-7.505	24.037	16.532	-29.468	46.000
377.260	-1.765	24.957	23.192	-22.808	46.000
639.160	-3.538	23.493	19.955	-26.045	46.000
710.940	-0.234	23.443	23.209	-22.791	46.000
854.500	0.506	23.473	23.979	-22.021	46.000
982.540	2.885	23.376	26.261	-27.739	54.000

Note:

1. All Readings below 1GHz are Quasi-Peak, above 1GHz are performed with peak and/or average measurements as necessary.
2. Peak measurements: RBW = 1MHz, VBW = 3 MHz, Sweep: Auto.
3. Average measurements: RBW = 1MHz, VBW = 10 Hz, Sweep: Auto.
4. Measurement Level = Reading Level + Correct Factor.
5. Correct Factor = Antenna factor + Cable loss – Amplifier gain.
6. The average measurement was not performed when the peak measured data under the limit of average detection.
7. The emission levels of other frequencies are very lower than the limit and not show in test report.
8. No emission found between lowest internal used/generated frequency to 30MHz.

Product : Intel® Dual Band Wireless-AC 7260
 Test Item : General Radiated Emission
 Test Site : No.3 OATS
 Test Mode : Mode 5: Transmit (802.11ac-40BW)_ANT1+ANT2) (5710MHz)

Frequency MHz	Correct Factor dB	Reading Level dBuV	Measurement Level dBuV/m	Margin dB	Limit dBuV/m
Horizontal					
Peak Detector					
103.720	-8.230	33.292	25.061	-18.439	43.500
241.460	-6.590	36.001	29.411	-16.589	46.000
445.160	-0.432	38.900	38.468	-7.532	46.000
593.570	3.492	35.533	39.025	-6.975	46.000
741.980	3.892	34.004	37.896	-8.104	46.000
935.010	6.813	25.099	31.912	-14.088	46.000
Vertical					
Peak Detector					
102.750	-5.326	32.941	27.615	-15.885	43.500
216.240	-6.051	37.548	31.497	-14.503	46.000
374.350	0.224	26.101	26.325	-19.675	46.000
593.570	-0.388	29.926	29.538	-16.462	46.000
787.570	2.719	24.742	27.461	-18.539	46.000
890.390	1.095	29.445	30.540	-15.460	46.000

Note:

1. All Readings below 1GHz are Quasi-Peak, above 1GHz are performed with peak and/or average measurements as necessary.
2. Peak measurements: RBW = 1MHz, VBW = 3 MHz, Sweep: Auto.
3. Average measurements: RBW = 1MHz, VBW = 10 Hz, Sweep: Auto.
4. Measurement Level = Reading Level + Correct Factor.
5. Correct Factor = Antenna factor + Cable loss – Amplifier gain.
6. The average measurement was not performed when the peak measured data under the limit of average detection.
7. The emission levels of other frequencies are very lower than the limit and not show in test report.
8. No emission found between lowest internal used/generated frequency to 30MHz.

Product : Intel® Dual Band Wireless-AC 7260
 Test Item : General Radiated Emission
 Test Site : No.3 OATS
 Test Mode : Mode 6: Transmit (802.11ac-80BW)_ANT1) (5210MHz)

Frequency MHz	Correct Factor dB	Reading Level dBuV	Measurement Level dBuV/m	Margin dB	Limit dBuV/m
Horizontal					
Peak Detector					
173.560	-9.954	23.148	13.195	-30.305	43.500
266.680	-4.963	24.395	19.432	-26.568	46.000
458.740	0.833	23.318	24.151	-21.849	46.000
610.060	4.101	22.718	26.819	-19.181	46.000
788.540	5.012	22.403	27.415	-18.585	46.000
879.720	6.115	23.374	29.489	-16.511	46.000
Vertical					
Peak Detector					
39.700	-1.056	23.593	22.537	-17.463	40.000
107.600	-0.318	24.401	24.083	-19.417	43.500
385.020	-2.820	24.522	21.702	-24.298	46.000
610.060	-1.579	22.718	21.139	-24.861	46.000
767.200	2.575	23.768	26.343	-19.657	46.000
879.720	2.335	23.374	25.709	-20.291	46.000

Note:

1. All Readings below 1GHz are Quasi-Peak, above 1GHz are performed with peak and/or average measurements as necessary.
2. Peak measurements: RBW = 1MHz, VBW = 3 MHz, Sweep: Auto.
3. Average measurements: RBW = 1MHz, VBW = 10 Hz, Sweep: Auto.
4. Measurement Level = Reading Level + Correct Factor.
5. Correct Factor = Antenna factor + Cable loss – Amplifier gain.
6. The average measurement was not performed when the peak measured data under the limit of average detection.
7. The emission levels of other frequencies are very lower than the limit and not show in test report.
8. No emission found between lowest internal used/generated frequency to 30MHz.

Product : Intel® Dual Band Wireless-AC 7260
 Test Item : General Radiated Emission
 Test Site : No.3 OATS
 Test Mode : Mode 6: Transmit (802.11ac-80BW)_ANT1) (5290MHz)

Frequency MHz	Correct Factor dB	Reading Level dBuV	Measurement Level dBuV/m	Margin dB	Limit dBuV/m
Horizontal					
Peak Detector					
43.580	-4.496	22.140	17.644	-22.356	40.000
253.100	-5.387	22.512	17.125	-28.875	46.000
350.100	-2.332	22.338	20.006	-25.994	46.000
433.520	-1.972	22.674	20.702	-25.298	46.000
631.400	1.605	22.458	24.063	-21.937	46.000
854.500	6.626	20.994	27.620	-18.380	46.000
Vertical					
Peak Detector					
39.700	-1.056	23.344	22.288	-17.712	40.000
367.560	-2.545	22.950	20.405	-25.595	46.000
526.640	-0.423	22.345	21.922	-24.078	46.000
691.540	2.421	20.725	23.146	-22.854	46.000
842.860	3.074	20.780	23.854	-22.146	46.000
939.860	6.450	22.539	28.989	-17.011	46.000

Note:

1. All Readings below 1GHz are Quasi-Peak, above 1GHz are performed with peak and/or average measurements as necessary.
2. Peak measurements: RBW = 1MHz, VBW = 3 MHz, Sweep: Auto.
3. Average measurements: RBW = 1MHz, VBW = 10 Hz, Sweep: Auto.
4. Measurement Level = Reading Level + Correct Factor.
5. Correct Factor = Antenna factor + Cable loss – Amplifier gain.
6. The average measurement was not performed when the peak measured data under the limit of average detection.
7. The emission levels of other frequencies are very lower than the limit and not show in test report.
8. No emission found between lowest internal used/generated frequency to 30MHz.

Product : Intel® Dual Band Wireless-AC 7260
 Test Item : General Radiated Emission
 Test Site : No.3 OATS
 Test Mode : Mode 6: Transmit (802.11ac-80BW)_ANT1) (5690MHz)

Frequency MHz	Correct Factor dB	Reading Level dBuV	Measurement Level dBuV/m	Margin dB	Limit dBuV/m
Horizontal					
Peak Detector					
43.580	-4.496	23.367	18.871	-21.129	40.000
288.020	-4.579	21.775	17.196	-28.804	46.000
357.860	-2.084	21.501	19.417	-26.583	46.000
579.020	3.414	21.637	25.051	-20.949	46.000
666.320	2.031	21.036	23.068	-22.932	46.000
887.480	6.204	21.942	28.146	-17.854	46.000
Vertical					
Peak Detector					
109.540	-0.418	23.254	22.836	-20.664	43.500
225.940	-8.598	22.363	13.764	-32.236	46.000
344.280	-3.171	23.930	20.760	-25.240	46.000
730.340	-0.215	22.221	22.006	-23.994	46.000
827.340	3.162	22.084	25.246	-20.754	46.000
947.620	6.609	22.040	28.649	-17.351	46.000

Note:

1. All Readings below 1GHz are Quasi-Peak, above 1GHz are performed with peak and/or average measurements as necessary.
2. Peak measurements: RBW = 1MHz, VBW = 3 MHz, Sweep: Auto.
3. Average measurements: RBW = 1MHz, VBW = 10 Hz, Sweep: Auto.
4. Measurement Level = Reading Level + Correct Factor.
5. Correct Factor = Antenna factor + Cable loss – Amplifier gain.
6. The average measurement was not performed when the peak measured data under the limit of average detection.
7. The emission levels of other frequencies are very lower than the limit and not show in test report.
8. No emission found between lowest internal used/generated frequency to 30MHz.

Product : Intel® Dual Band Wireless-AC 7260
 Test Item : General Radiated Emission
 Test Site : No.3 OATS
 Test Mode : Mode 6: Transmit (802.11ac-80BW)_ANT2) (5210MHz)

Frequency MHz	Correct Factor dB	Reading Level dBuV	Measurement Level dBuV/m	Margin dB	Limit dBuV/m
Horizontal					
Peak Detector					
146.400	-10.318	23.587	13.269	-30.231	43.500
229.820	-8.162	20.651	12.489	-33.511	46.000
458.740	0.833	22.555	23.388	-22.612	46.000
509.180	1.252	23.507	24.759	-21.241	46.000
792.420	5.209	21.147	26.356	-19.644	46.000
968.960	6.981	21.288	28.269	-25.731	54.000
Vertical					
Peak Detector					
61.040	-4.316	23.581	19.265	-20.735	40.000
115.360	-2.630	23.725	21.095	-22.405	43.500
206.540	-7.705	23.587	15.882	-27.618	43.500
478.140	-4.431	23.242	18.811	-27.189	46.000
660.500	-2.233	22.737	20.504	-25.496	46.000
842.860	3.074	22.632	25.706	-20.294	46.000

Note:

1. All Readings below 1GHz are Quasi-Peak, above 1GHz are performed with peak and/or average measurements as necessary.
2. Peak measurements: RBW = 1MHz, VBW = 3 MHz, Sweep: Auto.
3. Average measurements: RBW = 1MHz, VBW = 10 Hz, Sweep: Auto.
4. Measurement Level = Reading Level + Correct Factor.
5. Correct Factor = Antenna factor + Cable loss – Amplifier gain.
6. The average measurement was not performed when the peak measured data under the limit of average detection.
7. The emission levels of other frequencies are very lower than the limit and not show in test report.
8. No emission found between lowest internal used/generated frequency to 30MHz.

Product : Intel® Dual Band Wireless-AC 7260
 Test Item : General Radiated Emission
 Test Site : No.3 OATS
 Test Mode : Mode 6: Transmit (802.11ac-80BW)_ANT2) (5290MHz)

Frequency MHz	Correct Factor dB	Reading Level dBuV	Measurement Level dBuV/m	Margin dB	Limit dBuV/m
Horizontal					
Peak Detector					
103.720	-6.751	23.719	16.967	-26.533	43.500
154.160	-10.091	23.561	13.470	-30.030	43.500
289.960	-4.477	23.058	18.581	-27.419	46.000
373.380	-1.163	21.982	20.819	-25.181	46.000
507.240	0.759	23.826	24.585	-21.415	46.000
660.500	2.097	22.737	24.834	-21.166	46.000
Vertical					
Peak Detector					
30.000	1.020	23.142	24.162	-15.838	40.000
158.040	-6.191	23.705	17.514	-25.986	43.500
528.580	-0.462	21.418	20.956	-25.044	46.000
608.120	-1.576	22.544	20.968	-25.032	46.000
738.100	-0.324	22.007	21.683	-24.317	46.000
856.440	0.562	22.822	23.384	-22.616	46.000

Note:

1. All Readings below 1GHz are Quasi-Peak, above 1GHz are performed with peak and/or average measurements as necessary.
2. Peak measurements: RBW = 1MHz, VBW = 3 MHz, Sweep: Auto.
3. Average measurements: RBW = 1MHz, VBW = 10 Hz, Sweep: Auto.
4. Measurement Level = Reading Level + Correct Factor.
5. Correct Factor = Antenna factor + Cable loss – Amplifier gain.
6. The average measurement was not performed when the peak measured data under the limit of average detection.
7. The emission levels of other frequencies are very lower than the limit and not show in test report.
8. No emission found between lowest internal used/generated frequency to 30MHz.

Product : Intel® Dual Band Wireless-AC 7260
 Test Item : General Radiated Emission
 Test Site : No.3 OATS
 Test Mode : Mode 6: Transmit (802.11ac-80BW)_ANT2) (5690MHz)

Frequency MHz	Correct Factor dB	Reading Level dBuV	Measurement Level dBuV/m	Margin dB	Limit dBuV/m
Horizontal					
Peak Detector					
127.000	-10.017	21.845	11.828	-31.672	43.500
437.400	-1.960	22.074	20.114	-25.886	46.000
547.980	3.252	20.771	24.023	-21.977	46.000
689.600	3.628	20.779	24.407	-21.593	46.000
829.280	6.344	21.120	27.464	-18.536	46.000
935.980	6.421	21.361	27.782	-18.218	46.000

Vertical					
Peak Detector					
99.840	-0.021	23.174	23.153	-20.347	43.500
165.800	-7.719	24.049	16.330	-27.170	43.500
346.220	-3.093	23.001	19.908	-26.092	46.000
522.760	-0.334	20.958	20.624	-25.376	46.000
707.060	0.089	23.247	23.336	-22.664	46.000
879.720	2.335	22.625	24.960	-21.040	46.000

Note:

1. All Readings below 1GHz are Quasi-Peak, above 1GHz are performed with peak and/or average measurements as necessary.
2. Peak measurements: RBW = 1MHz, VBW = 3 MHz, Sweep: Auto.
3. Average measurements: RBW = 1MHz, VBW = 10 Hz, Sweep: Auto.
4. Measurement Level = Reading Level + Correct Factor.
5. Correct Factor = Antenna factor + Cable loss – Amplifier gain.
6. The average measurement was not performed when the peak measured data under the limit of average detection.
7. The emission levels of other frequencies are very lower than the limit and not show in test report.
8. No emission found between lowest internal used/generated frequency to 30MHz.

Product : Intel® Dual Band Wireless-AC 7260
 Test Item : General Radiated Emission
 Test Site : No.3 OATS
 Test Mode : Mode 6: Transmit (802.11ac-80BW)_ANT1+ANT2) (5210MHz)

Frequency MHz	Correct Factor dB	Reading Level dBuV	Measurement Level dBuV/m	Margin dB	Limit dBuV/m
Horizontal					
Peak Detector					
145.430	-7.730	35.217	27.487	-16.013	43.500
288.990	-5.513	34.018	28.505	-17.495	46.000
445.160	-0.432	35.396	34.964	-11.036	46.000
593.570	3.492	36.997	40.489	-5.511	46.000
741.980	3.892	33.645	37.537	-8.463	46.000
890.390	6.515	28.174	34.689	-11.311	46.000
Vertical					
Peak Detector					
84.320	-4.204	34.902	30.698	-9.302	40.000
126.030	-3.719	31.069	27.351	-16.149	43.500
296.750	-4.521	32.887	28.366	-17.634	46.000
445.160	-6.402	37.550	31.148	-14.852	46.000
682.810	1.817	25.857	27.674	-18.326	46.000
844.800	2.462	23.074	25.536	-20.464	46.000

Note:

1. All Readings below 1GHz are Quasi-Peak, above 1GHz are performed with peak and/or average measurements as necessary.
2. Peak measurements: RBW = 1MHz, VBW = 3 MHz, Sweep: Auto.
3. Average measurements: RBW = 1MHz, VBW = 10 Hz, Sweep: Auto.
4. Measurement Level = Reading Level + Correct Factor.
5. Correct Factor = Antenna factor + Cable loss – Amplifier gain.
6. The average measurement was not performed when the peak measured data under the limit of average detection.
7. The emission levels of other frequencies are very lower than the limit and not show in test report.
8. No emission found between lowest internal used/generated frequency to 30MHz.

Product : Intel® Dual Band Wireless-AC 7260
 Test Item : General Radiated Emission
 Test Site : No.3 OATS
 Test Mode : Mode 6: Transmit (802.11ac-80BW)_ANT1+ANT2) (5290MHz)

Frequency MHz	Correct Factor dB	Reading Level dBuV	Measurement Level dBuV/m	Margin dB	Limit dBuV/m
Horizontal					
Peak Detector					
143.490	-7.665	25.649	17.984	-25.516	43.500
276.380	-6.526	35.418	28.892	-17.108	46.000
445.160	-0.432	37.276	36.844	-9.156	46.000
593.570	3.492	33.767	37.259	-8.741	46.000
741.980	3.892	33.804	37.696	-8.304	46.000
884.570	6.531	22.533	29.064	-16.936	46.000
Vertical					
Peak Detector					
82.380	-4.523	33.515	28.992	-11.008	40.000
126.030	-3.719	34.442	30.724	-12.776	43.500
288.990	-5.523	33.467	27.944	-18.056	46.000
505.300	0.056	27.333	27.389	-18.611	46.000
741.980	-0.358	33.804	33.446	-12.554	46.000
891.360	0.905	30.118	31.023	-14.977	46.000

Note:

1. All Readings below 1GHz are Quasi-Peak, above 1GHz are performed with peak and/or average measurements as necessary.
2. Peak measurements: RBW = 1MHz, VBW = 3 MHz, Sweep: Auto.
3. Average measurements: RBW = 1MHz, VBW = 10 Hz, Sweep: Auto.
4. Measurement Level = Reading Level + Correct Factor.
5. Correct Factor = Antenna factor + Cable loss – Amplifier gain.
6. The average measurement was not performed when the peak measured data under the limit of average detection.
7. The emission levels of other frequencies are very lower than the limit and not show in test report.
8. No emission found between lowest internal used/generated frequency to 30MHz.

Product : Intel® Dual Band Wireless-AC 7260
 Test Item : General Radiated Emission
 Test Site : No.3 OATS
 Test Mode : Mode 6: Transmit (802.11ac-80BW)_ANT1+ANT2) (5690MHz)

Frequency MHz	Correct Factor dB	Reading Level dBuV	Measurement Level dBuV/m	Margin dB	Limit dBuV/m
Horizontal					
Peak Detector					
126.030	-7.349	34.894	27.546	-15.954	43.500
288.990	-5.513	34.904	29.391	-16.609	46.000
445.160	-0.432	37.913	37.481	-8.519	46.000
593.570	3.492	34.947	38.439	-7.561	46.000
741.980	3.892	34.283	38.175	-7.825	46.000
891.360	6.265	28.993	35.258	-10.742	46.000
Vertical					
Peak Detector					
126.030	-3.719	34.894	31.176	-12.324	43.500
241.460	-6.000	38.481	32.481	-13.519	46.000
445.160	-6.402	38.227	31.825	-14.175	46.000
593.570	-0.388	34.947	34.559	-11.441	46.000
692.510	1.917	29.661	31.578	-14.422	46.000
891.360	0.905	29.746	30.651	-15.349	46.000

Note:

1. All Readings below 1GHz are Quasi-Peak, above 1GHz are performed with peak and/or average measurements as necessary.
2. Peak measurements: RBW = 1MHz, VBW = 3 MHz, Sweep: Auto.
3. Average measurements: RBW = 1MHz, VBW = 10 Hz, Sweep: Auto.
4. Measurement Level = Reading Level + Correct Factor.
5. Correct Factor = Antenna factor + Cable loss – Amplifier gain.
6. The average measurement was not performed when the peak measured data under the limit of average detection.
7. The emission levels of other frequencies are very lower than the limit and not show in test report.
8. No emission found between lowest internal used/generated frequency to 30MHz.

4. Band Edge

4.1. Test Equipment

RF Radiated Measurement:

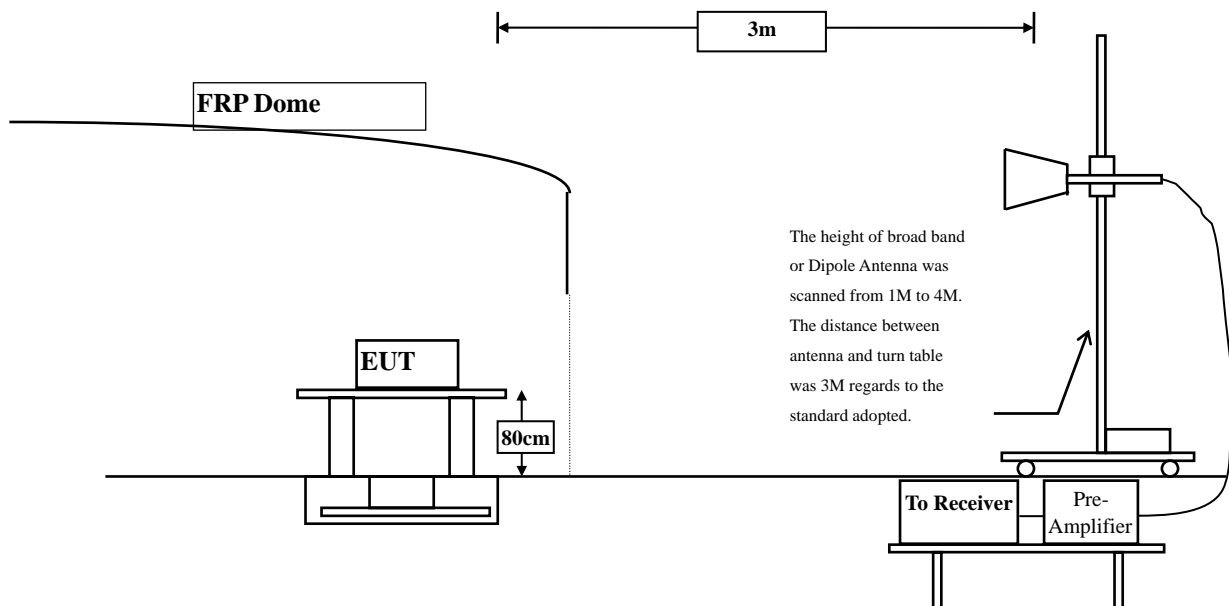
The following test equipments are used during the band edge tests:

Test Site	Equipment	Manufacturer	Model No./Serial No.	Last Cal.	
☒ Site # 3		Bilog Antenna	Schaffner Chase	CBL6112B/2673	Sep., 2014
	X	Horn Antenna	Schwarzbeck	BBHA9120D/D305	Sep., 2014
		Horn Antenna	Schwarzbeck	BBHA9170/208	Jul., 2014
		Pre-Amplifier	QTK	QTK-AMP-03 / 0003	May, 2014
	X	Pre-Amplifier	QTK	AP-180C / CHM_0906076	Sep., 2014
		Pre-Amplifier	MITEQ	AMF-4D-180400-45-6P/ 925975	Mar, 2014
	X	Spectrum Analyzer	Agilent	E4407B / US39440758	May, 2014
		Test Receiver	R & S	ESCS 30/ 825442/018	Sep., 2014
	X	Coaxial Cable	QuieTek	QTK-CABLE/ CAB5	Feb., 2014
	X	Controller	QuieTek	QTK-CONTROLLER/ CTRL3	N/A
	X	Coaxial Switch	Anritsu	MP59B/6200265729	N/A

- Note:
1. All instruments are calibrated every one year.
 2. The test instruments marked by “X” are used to measure the final test results.

4.2. Test Setup

RF Radiated Measurement:



4.3. Limits

The provisions of Section 15.205 of this part apply to intentional radiators operating under this section.

Radiated emissions which fall in the restricted bands, as defined in Section 15.205, must also comply with the radiated emission limits specified in Section 15.209:

FCC Part 15 Subpart C Paragraph 15.209(a) Limits		
Frequency MHz	Field strength (microvolts/meter)	Measurement distance (meter)
0.009-0.490	2400/F(kHz)	300
0.490-1.705	24000/F(kHz)	30
1.705-30	30	30
30-88	100	3
88-216	150	3
216-960	200	3
Above 960	500	3

- Remarks :
1. RF Voltage (dBuV) = 20 log RF Voltage (uV)
 2. In the Above Table, the tighter limit applies at the band edges.
 3. Distance refers to the distance in meters between the measuring instrument antenna and the closed point of any part of the device or system.

4.4. Test Procedure

The EUT and its simulators are placed on a turn table which is 0.8 meter above ground. The turn table can rotate 360 degrees to determine the position of the maximum emission level. The EUT was positioned such that the distance from antenna to the EUT was 3 meters. The antenna can move up and down between 1 meter and 4 meters to find out the maximum emission level.

Both horizontal and vertical polarization of the antenna are set on measurement. In order to find the maximum emission, all of the interface cables must be manipulated according to ANSI C63.10:2009 on radiated measurement.

The bandwidth below 1GHz setting on the field strength meter is 120 kHz, above 1GHz are 1 MHz. The EUT was setup to ANSI C63.10, 2009; tested to DTS test procedure of FCC KDB-789033 for compliance to FCC 47CFR Subpart E requirements.

4.5. Uncertainty

± 3.8 dB below 1GHz

± 3.9 dB above 1GHz

4.6. Test Result of Band Edge

Product : Intel® Dual Band Wireless-AC 7260
 Test Item : Band Edge Data
 Test Site : No.3 OATS
 Test Mode : Mode 1: Transmit (802.11a-6Mbps)-Channel 36

RF Radiated Measurement (Horizontal):

Channel No.	Frequency (MHz)	Correct Factor (dB)	Reading Level (dBuV)	Emission Level (dBuV/m)	Peak Limit (dBuV/m)	Average Limit (dBuV/m)	Result
36 (Peak)	5150.000	2.796	47.948	50.744	74.00	54.00	Pass
36 (Peak)	5186.500	2.674	95.885	98.559	--	--	--
36 (Average)	5150.000	2.796	35.973	38.769	74.00	54.00	Pass
36 (Average)	5184.000	2.682	86.240	88.922	--	--	--

Figure Channel 36: Horizontal (Peak)

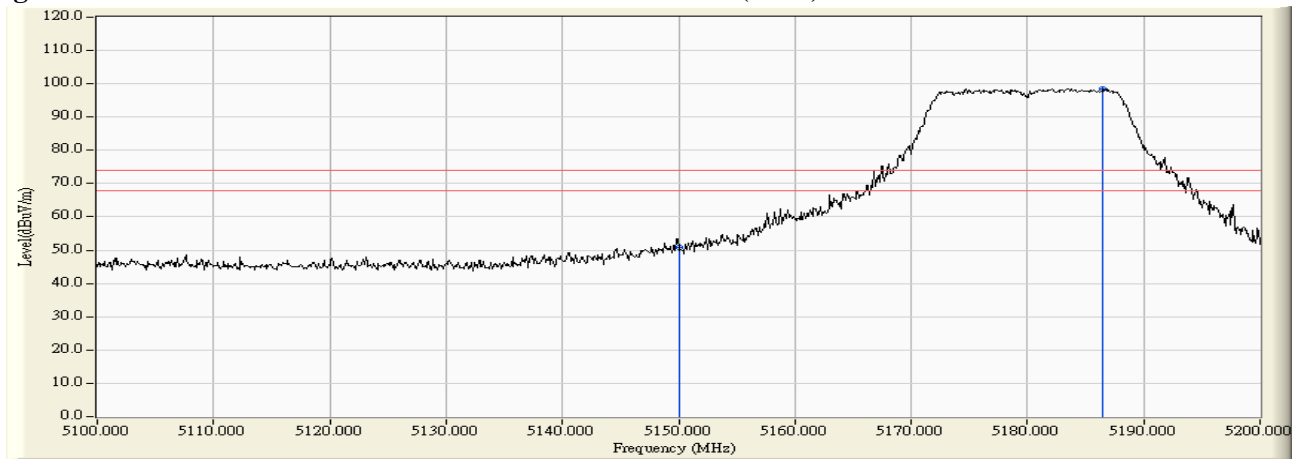
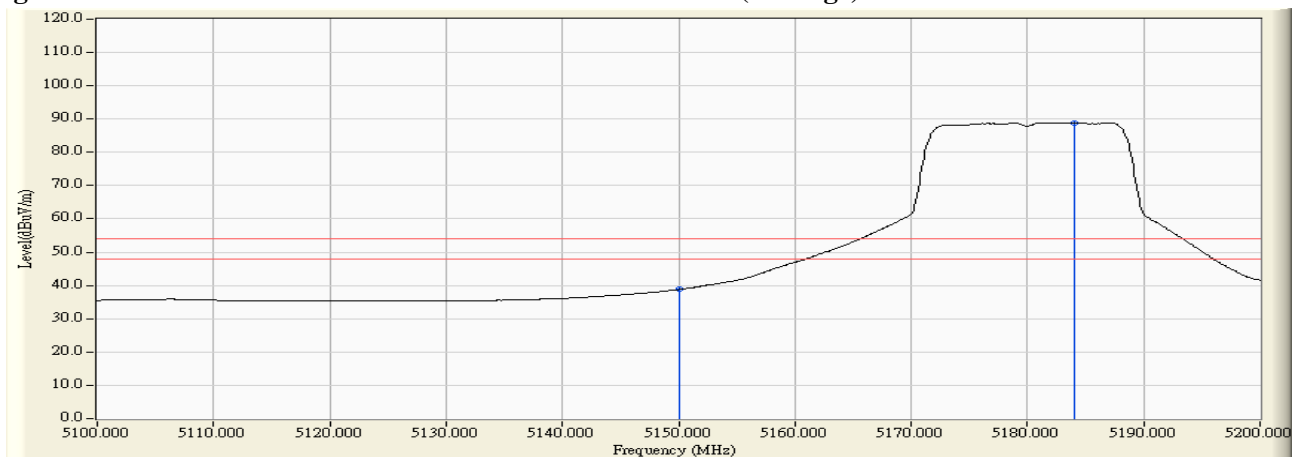


Figure Channel 36: Horizontal (Average)



Note:

1. All readings above 1GHz are performed with peak and/or average measurements as necessary.
2. Peak measurements: RBW = 1MHz, VBW = 3 MHz, Sweep: Auto.
3. Average measurements: RBW = 1MHz, VBW = 10 Hz, Sweep: Auto.
4. “ * ”, means this data is the worst emission level.
5. Measurement Level = Reading Level + Correct Factor.
6. The average measurement was not performed when the peak measured data under the limit of average detection.

Product : Intel® Dual Band Wireless-AC 7260
 Test Item : Band Edge Data
 Test Site : No.3 OATS
 Test Mode : Mode 1: Transmit (802.11a-6Mbps)-Channel 36

RF Radiated Measurement (Vertical):

Channel No.	Frequency (MHz)	Correct Factor (dB)	Reading Level (dBuV)	Emission Level (dBuV/m)	Peak Limit (dBuV/m)	Average Limit (dBuV/m)	Result
36 (Peak)	5144.200	3.302	56.754	60.057	74.00	54.00	Pass
36 (Peak)	5150.000	3.331	55.742	59.074	74.00	54.00	Pass
36 (Peak)	5176.400	3.456	102.419	105.875	--	--	--
36 (Average)	5150.000	3.331	43.099	46.431	74.00	54.00	Pass
36 (Average)	5179.000	3.467	92.758	96.226	--	--	--

Figure Channel 36: Vertical (Peak)

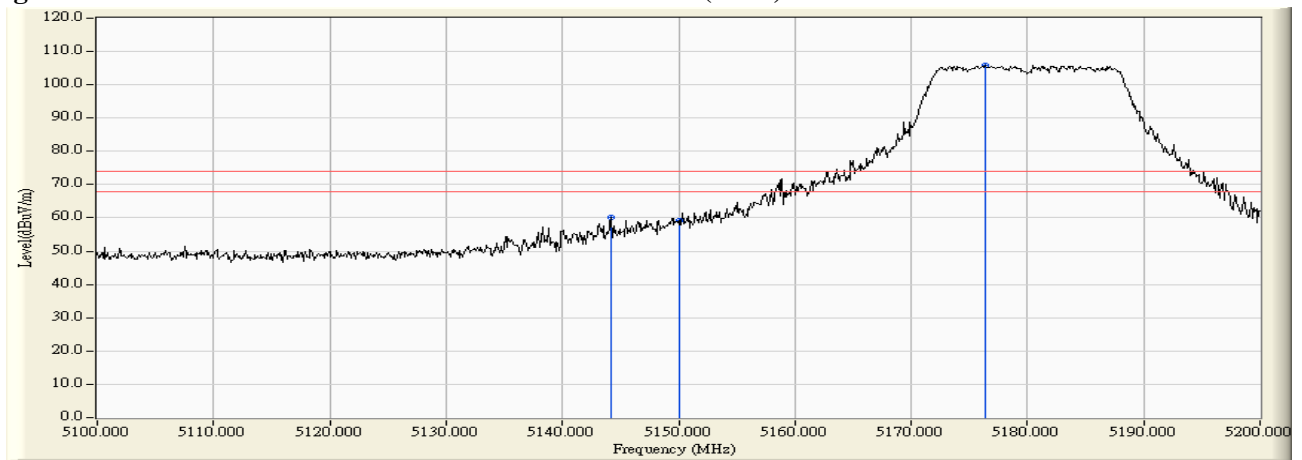
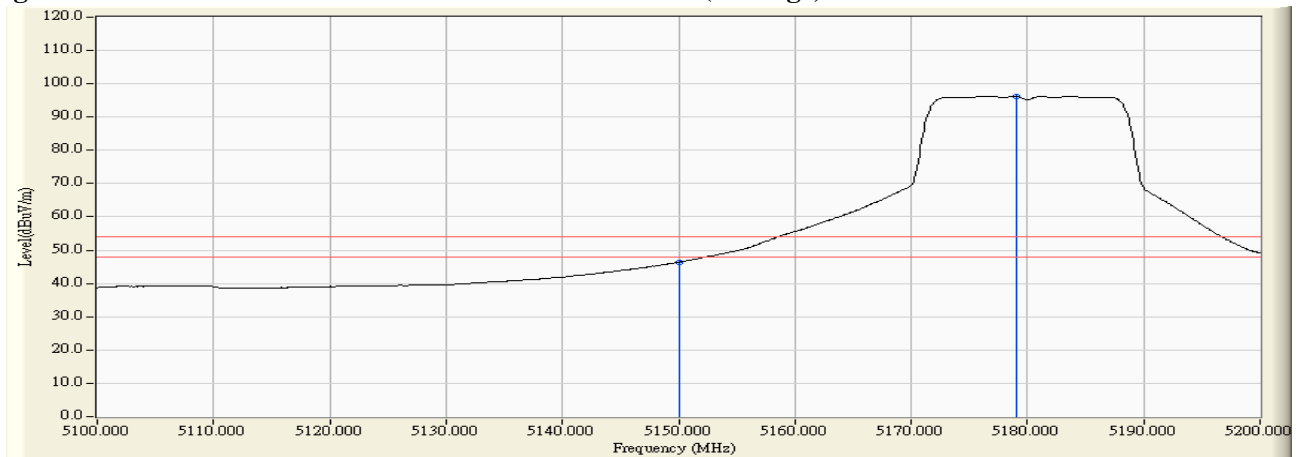


Figure Channel 36: Vertical (Average)



Note:

1. All readings above 1GHz are performed with peak and/or average measurements as necessary.
2. Peak measurements: RBW = 1MHz, VBW = 3 MHz, Sweep: Auto.
3. Average measurements: RBW = 1MHz, VBW = 10 Hz, Sweep: Auto.
4. “ * ”, means this data is the worst emission level.
5. Measurement Level = Reading Level + Correct Factor.
6. The average measurement was not performed when the peak measured data under the limit of average detection.

Product : Intel® Dual Band Wireless-AC 7260
 Test Item : Band Edge Data
 Test Site : No.3 OATS
 Test Mode : Mode 1: Transmit (802.11a-6Mbps) -Channel 64

RF Radiated Measurement (Horizontal):

Channel No.	Frequency (MHz)	Correct Factor (dB)	Reading Level (dBuV)	Emission Level (dBuV/m)	Peak Limit (dBuV/m)	Average Limit (dBuV/m)	Result
64 (Peak)	5323.800	3.635	96.785	100.420	--	--	--
64 (Peak)	5350.000	3.575	51.340	54.915	74.00	54.00	Pass
64 (Peak)	5352.800	3.563	53.512	57.075	74.00	54.00	Pass
64 (Average)	5323.900	3.636	87.133	90.768	--	--	--
64 (Average)	5350.000	3.575	37.579	41.154	74.00	54.00	Pass

Figure Channel 64: Horizontal (Peak)

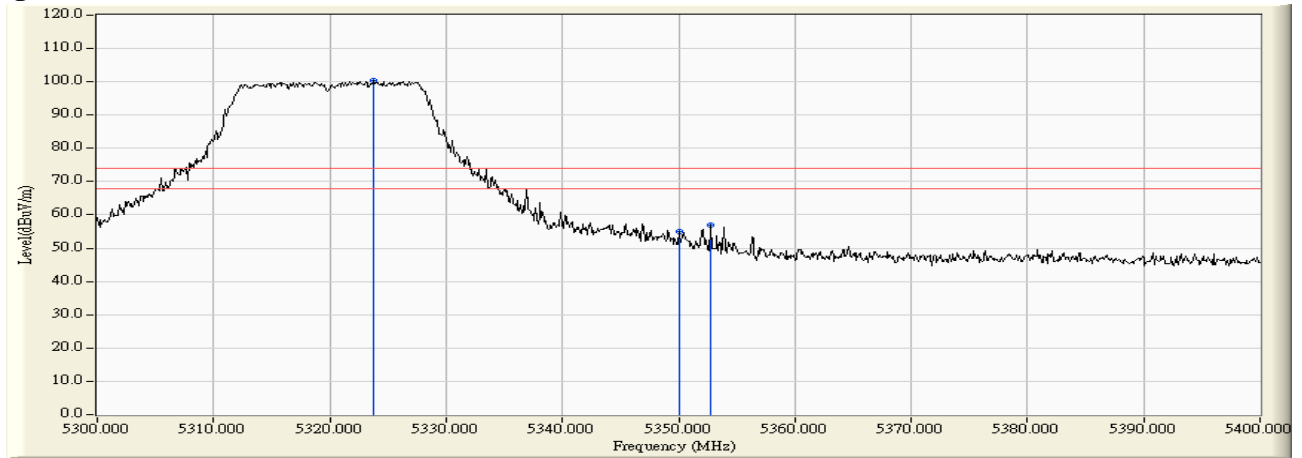
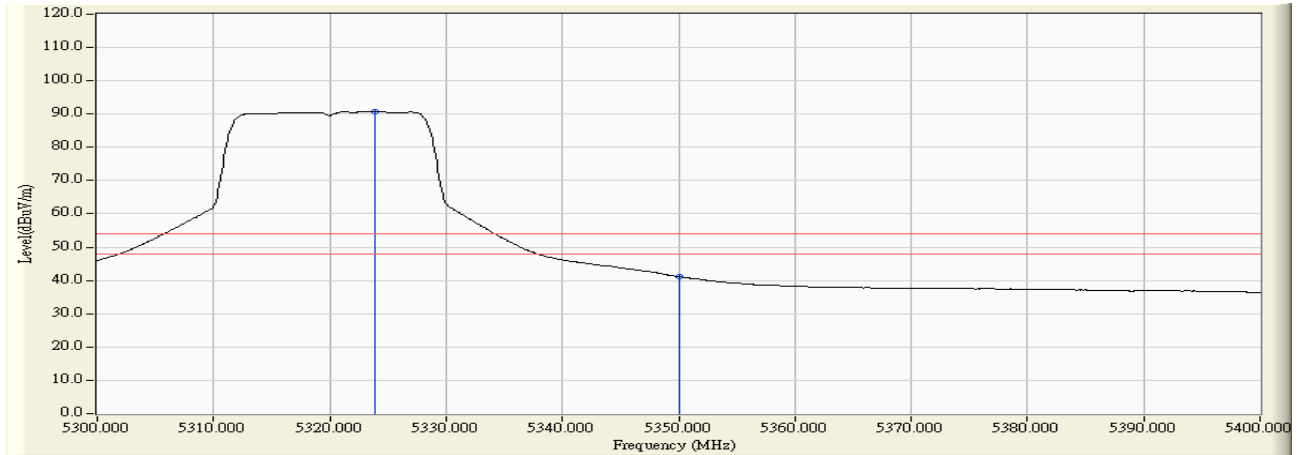


Figure Channel 64: Horizontal (Average)



Note:

1. All readings above 1GHz are performed with peak and/or average measurements as necessary.
2. Peak measurements: RBW = 1MHz, VBW = 3 MHz, Sweep: Auto.
3. Average measurements: RBW = 1MHz, VBW = 10 Hz, Sweep: Auto.
4. “ * ”, means this data is the worst emission level.
5. Measurement Level = Reading Level + Correct Factor.
6. The average measurement was not performed when the peak measured data under the limit of average detection.

Product : Intel® Dual Band Wireless-AC 7260
 Test Item : Band Edge Data
 Test Site : No.3 OATS
 Test Mode : Mode 1: Transmit (802.11a-6Mbps) -Channel 64

RF Radiated Measurement (Vertical):

Channel No.	Frequency (MHz)	Correct Factor (dB)	Reading Level (dBuV)	Emission Level (dBuV/m)	Peak Limit (dBuV/m)	Average Limit (dBuV/m)	Result
64 (Peak)	5316.600	3.884	102.586	106.470	--	--	--
64 (Peak)	5350.000	3.900	54.952	58.852	74.00	54.00	Pass
64 (Peak)	5350.600	3.900	61.121	65.021	74.00	54.00	Pass
64 (Average)	5324.000	3.890	92.801	96.691	--	--	--
64 (Average)	5350.000	3.900	42.752	46.652	74.00	54.00	Pass

Figure Channel 64: Vertical (Peak)

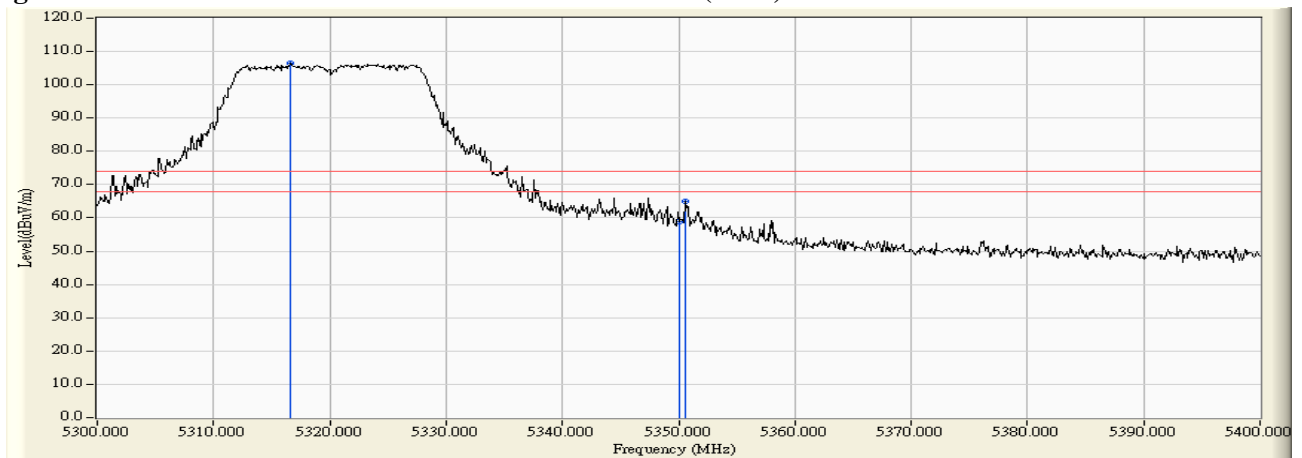
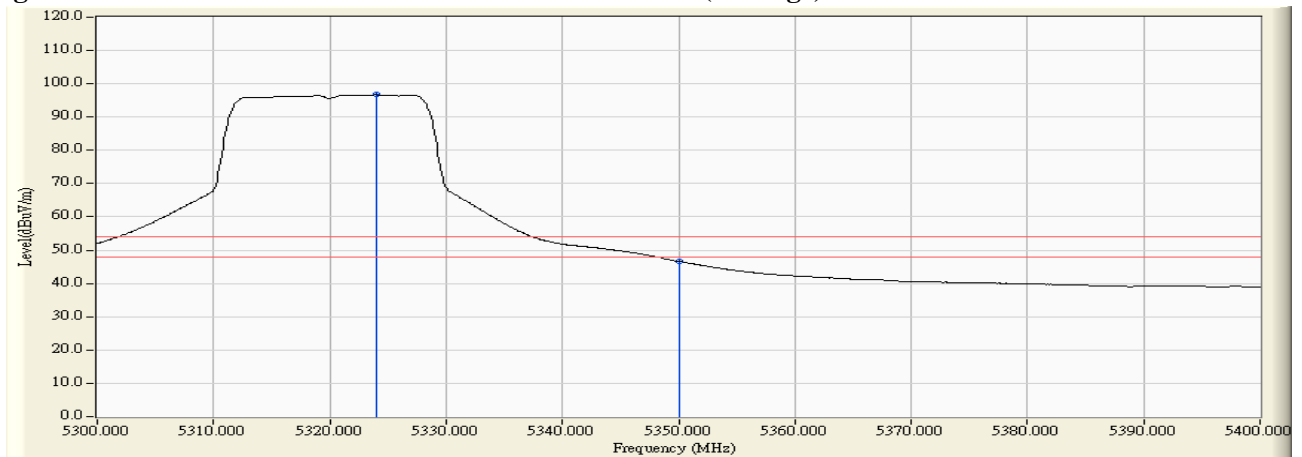


Figure Channel 64: Vertical (Average)



Note:

1. All readings above 1GHz are performed with peak and/or average measurements as necessary.
2. Peak measurements: RBW = 1MHz, VBW = 3 MHz, Sweep: Auto.
3. Average measurements: RBW = 1MHz, VBW = 10 Hz, Sweep: Auto.
4. “ * ”, means this data is the worst emission level.
5. Measurement Level = Reading Level + Correct Factor.
6. The average measurement was not performed when the peak measured data under the limit of average detection.

Product : Intel® Dual Band Wireless-AC 7260
 Test Item : Band Edge Data
 Test Site : No.3 OATS
 Test Mode : Mode 1: Transmit (802.11a-6Mbps) -Channel 100

RF Radiated Measurement (Horizontal):

Channel No.	Frequency (MHz)	Correct Factor (dB)	Reading Level (dBuV)	Emission Level (dBuV/m)	Peak Limit (dBuV/m)	Average Limit (dBuV/m)	Result
100 (Peak)	5460.000	3.775	46.949	50.724	74.00	54.00	Pass
100 (Peak)	5504.300	4.537	96.243	100.780	--	--	--
100 (Average)	5460.000	3.775	35.142	38.917	74.00	54.00	Pass
100 (Average)	5503.700	4.528	86.727	91.256	--	--	--

Figure Channel 100: Horizontal (Peak)

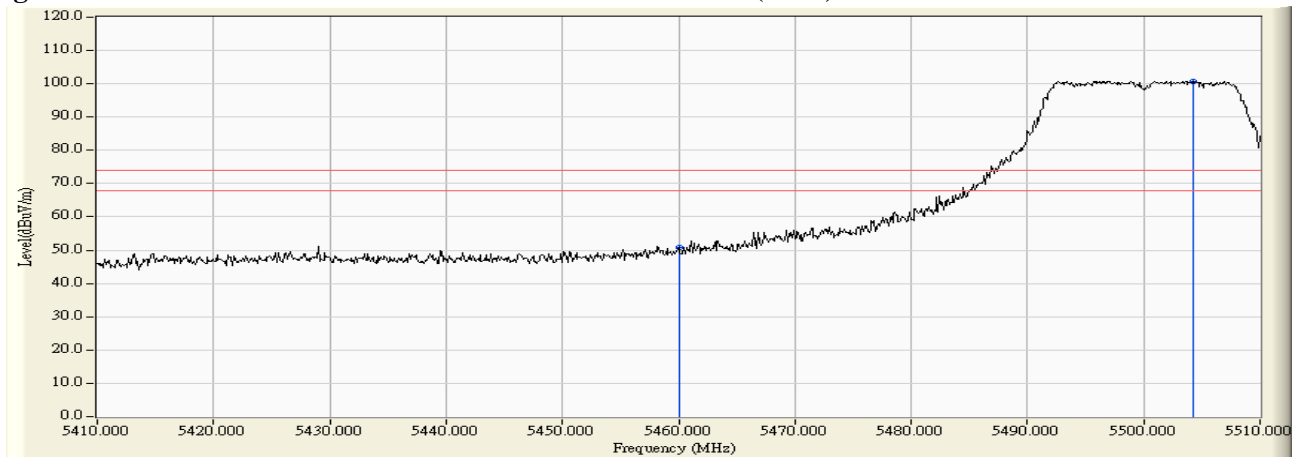
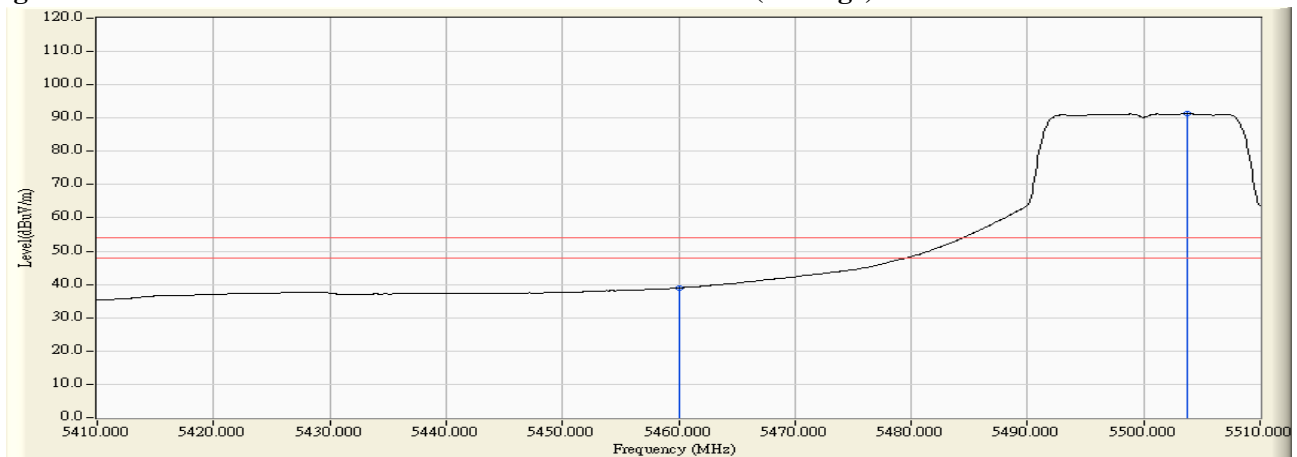


Figure Channel 100: Horizontal (Average)



Note:

1. All readings above 1GHz are performed with peak and/or average measurements as necessary.
2. Peak measurements: RBW = 1MHz, VBW = 3 MHz, Sweep: Auto.
3. Average measurements: RBW = 1MHz, VBW = 10 Hz, Sweep: Auto.
4. “ * ”, means this data is the worst emission level.
5. Measurement Level = Reading Level + Correct Factor.
6. The average measurement was not performed when the peak measured data under the limit of average detection.

Product : Intel® Dual Band Wireless-AC 7260
 Test Item : Band Edge Data
 Test Site : No.3 OATS
 Test Mode : Mode 1: Transmit (802.11a-6Mbps) -Channel 100

RF Radiated Measurement (Vertical):

Channel No.	Frequency (MHz)	Correct Factor (dB)	Reading Level (dBuV)	Emission Level (dBuV/m)	Peak Limit (dBuV/m)	Average Limit (dBuV/m)	Result
100 (Peak)	5458.600	3.915	55.380	59.295	74.00	54.00	Pass
100 (Peak)	5460.000	3.934	53.303	57.238	74.00	54.00	Pass
100 (Peak)	5497.500	4.434	102.610	107.044	--	--	--
100 (Average)	5460.000	3.934	39.003	42.938	74.00	54.00	Pass
100 (Average)	5496.100	4.420	91.460	95.880	--	--	--

Figure Channel 100: Vertical (Peak)

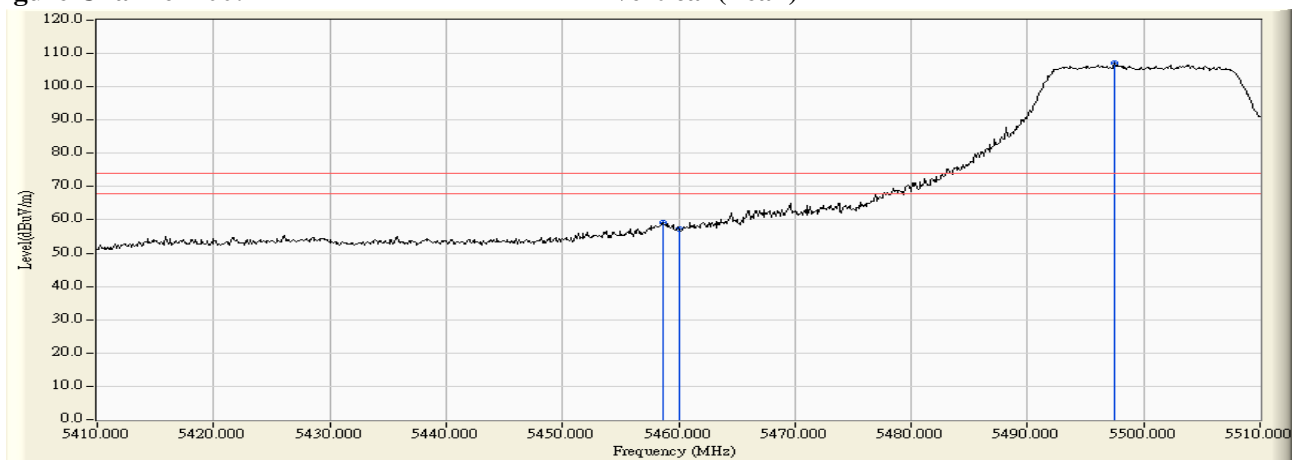
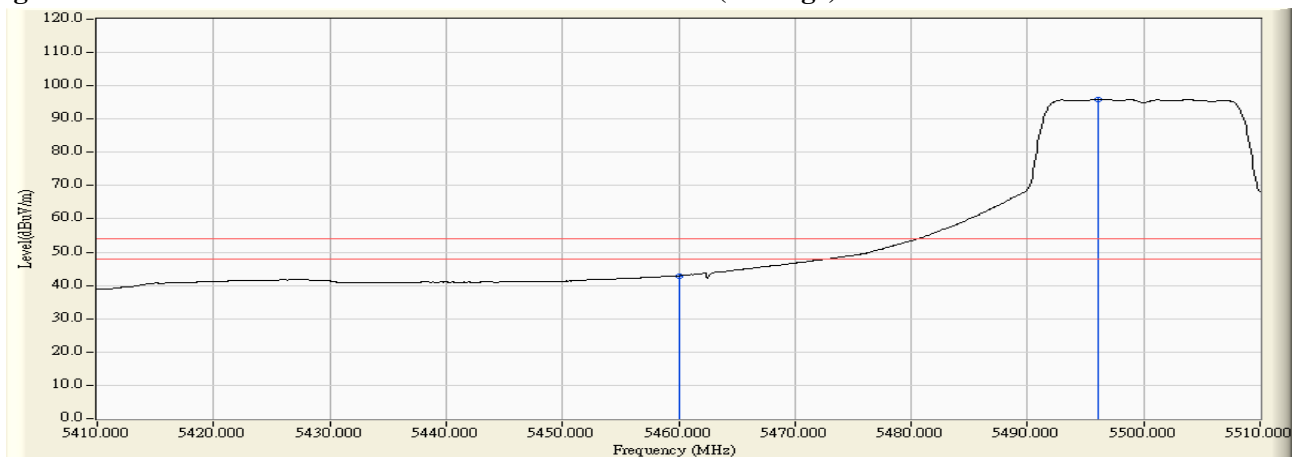


Figure Channel 100: Vertical (Average)



Note:

1. All readings above 1GHz are performed with peak and/or average measurements as necessary.
2. Peak measurements: RBW = 1MHz, VBW = 3 MHz, Sweep: Auto.
3. Average measurements: RBW = 1MHz, VBW = 10 Hz, Sweep: Auto.
4. “ * ”, means this data is the worst emission level.
5. Measurement Level = Reading Level + Correct Factor.
6. The average measurement was not performed when the peak measured data under the limit of average detection.

Product : Intel® Dual Band Wireless-AC 7260
 Test Item : Band Edge Data
 Test Site : No.3 OATS
 Test Mode : Mode 1: Transmit (802.11a-6Mbps) -Channel 100

RF Radiated Measurement:

	Frequency (MHz)	Correct Factor (dB)	Reading Level (dBm)	Measure Level (dBm/m)	Margin (dB)	Limit (dBm/m)	Result
Horizontal	5470.000	18.334	-76.242	-57.908	-30.908	-27.000	Pass

	Frequency (MHz)	Correct Factor (dB)	Reading Level (dBm)	Measure Level (dBm/m)	Margin (dB)	Limit (dBm/m)	Result
Vertical	5470.000	19.335	-57.390	-38.055	-11.055	-27.000	Pass

Product : Intel® Dual Band Wireless-AC 7260
 Test Item : Band Edge Data
 Test Site : No.3 OATS
 Test Mode : Mode 1: Transmit (802.11a-6Mbps) -Channel 140

RF Radiated Measurement:

	Frequency (MHz)	Correct Factor (dB)	Reading Level (dBm)	Measure Level (dBm/m)	Margin (dB)	Limit (dBm/m)	Result
Horizontal	5725.000	18.649	-77.257	-58.608	-31.608	-27.000	Pass

	Frequency (MHz)	Correct Factor (dB)	Reading Level (dBm)	Measure Level (dBm/m)	Margin (dB)	Limit (dBm/m)	Result
Vertical	5725.000	19.372	-70.516	-51.144	-24.144	-27.000	Pass

Product : Intel® Dual Band Wireless-AC 7260
 Test Item : Band Edge Data
 Test Site : No.3 OATS
 Test Mode : Mode 2: Transmit (802.11n-20BW 14.4Mbps)_ANT1) -Channel 36

RF Radiated Measurement (Horizontal):

Channel No.	Frequency (MHz)	Correct Factor (dB)	Reading Level (dBuV)	Emission Level (dBuV/m)	Peak Limit (dBuV/m)	Average Limit (dBuV/m)	Result
36 (Peak)	5150.000	2.796	52.439	55.235	74.00	54.00	Pass
36 (Peak)	5175.500	2.710	96.621	99.332	--	--	--
36 (Average)	5150.000	2.796	36.612	39.408	74.00	54.00	Pass
36 (Average)	5183.100	2.686	85.950	88.635	--	--	--

Figure Channel 36: Horizontal (Peak)

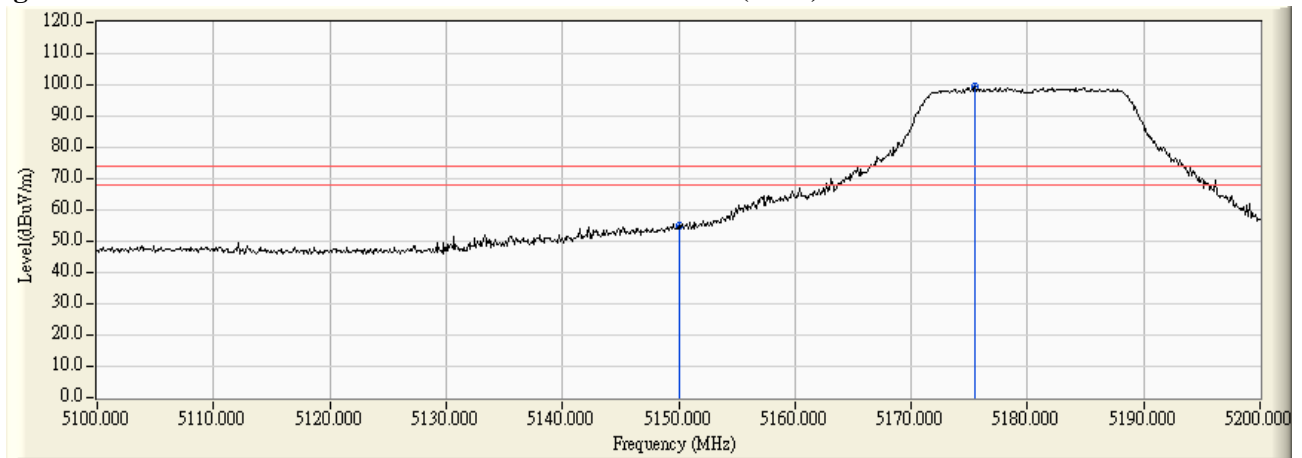
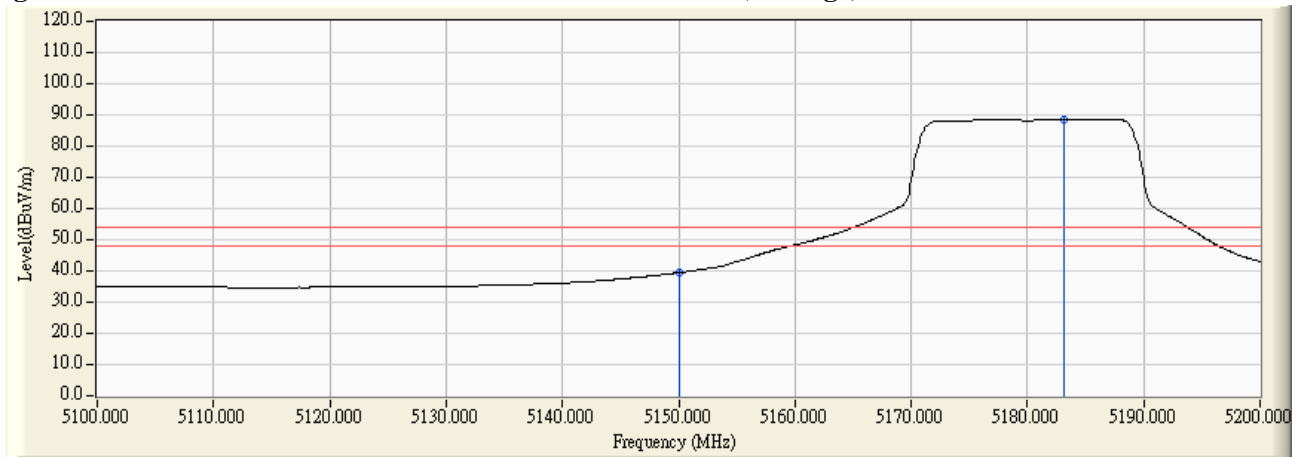


Figure Channel 36: Horizontal (Average)



Note:

1. All readings above 1GHz are performed with peak and/or average measurements as necessary.
2. Peak measurements: RBW = 1MHz, VBW = 3 MHz, Sweep: Auto.
3. Average measurements: RBW = 1MHz, VBW = 10 Hz, Sweep: Auto.
4. “ * ”, means this data is the worst emission level.
5. Measurement Level = Reading Level + Correct Factor.
6. The average measurement was not performed when the peak measured data under the limit of average detection.

Product : Intel® Dual Band Wireless-AC 7260
 Test Item : Band Edge Data
 Test Site : No.3 OATS
 Test Mode : Mode 2: Transmit (802.11n-20BW 14.4Mbps)_ANT1) -Channel 36

RF Radiated Measurement (Vertical):

Channel No.	Frequency (MHz)	Correct Factor (dB)	Reading Level (dBuV)	Emission Level (dBuV/m)	Peak Limit (dBuV/m)	Average Limit (dBuV/m)	Result
36 (Peak)	5148.400	3.324	60.799	64.123	74.00	54.00	Pass
36 (Peak)	5150.000	3.331	58.123	61.455	74.00	54.00	Pass
36 (Peak)	5182.400	3.484	103.059	106.543	--	--	--
36 (Average)	5150.000	3.331	43.159	46.491	74.00	54.00	Pass
36 (Average)	5176.800	3.458	91.908	95.366	--	--	--

Figure Channel 36: Vertical (Peak)

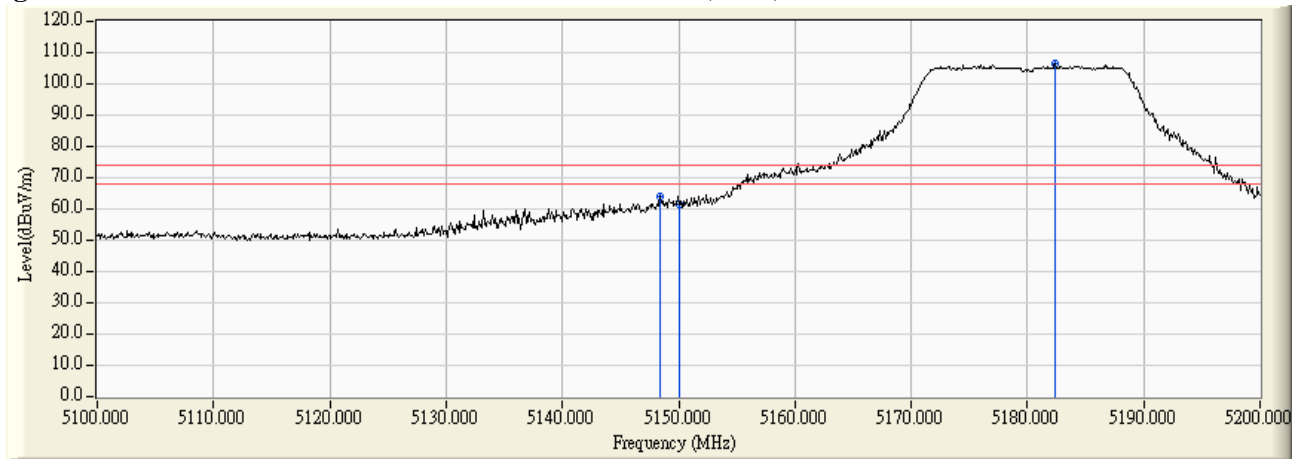
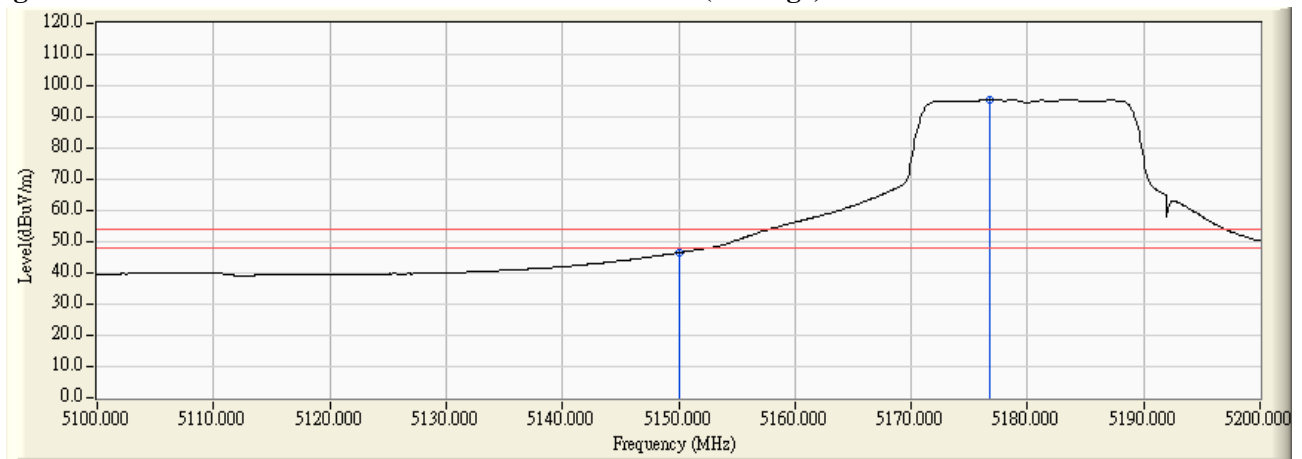


Figure Channel 36: Vertical (Average)



Note:

1. All readings above 1GHz are performed with peak and/or average measurements as necessary.
2. Peak measurements: RBW = 1MHz, VBW = 3 MHz, Sweep: Auto.
3. Average measurements: RBW = 1MHz, VBW = 10 Hz, Sweep: Auto.
4. “ * ”, means this data is the worst emission level.
5. Measurement Level = Reading Level + Correct Factor.
6. The average measurement was not performed when the peak measured data under the limit of average detection.

Product : Intel® Dual Band Wireless-AC 7260
 Test Item : Band Edge Data
 Test Site : No.3 OATS
 Test Mode : Mode 2: Transmit (802.11n-20BW 14.4Mbps)_ANT1) -Channel 64

RF Radiated Measurement (Horizontal):

Channel No.	Frequency (MHz)	Correct Factor (dB)	Reading Level (dBuV)	Emission Level (dBuV/m)	Peak Limit (dBuV/m)	Average Limit (dBuV/m)	Result
64 (Peak)	5313.600	3.654	97.484	101.139	--	--	--
64 (Peak)	5350.000	3.575	55.652	59.227	74.00	54.00	Pass
64 (Peak)	5352.500	3.566	58.273	61.839	74.00	54.00	Pass
64 (Average)	5316.600	3.649	86.493	90.142	--	--	--
64 (Average)	5350.000	3.575	39.858	43.433	74.00	54.00	Pass

Figure Channel 64: Horizontal (Peak)

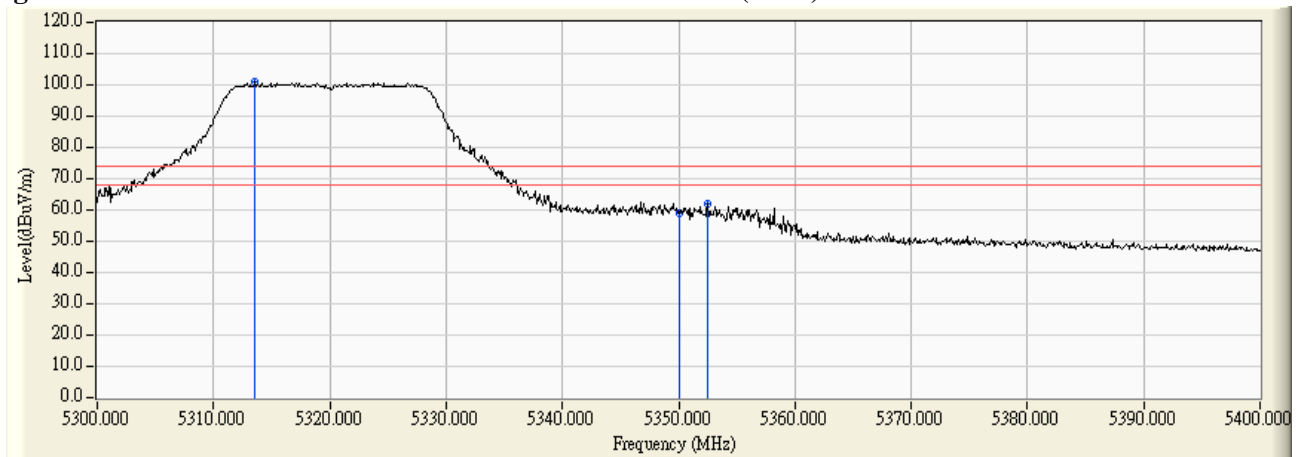
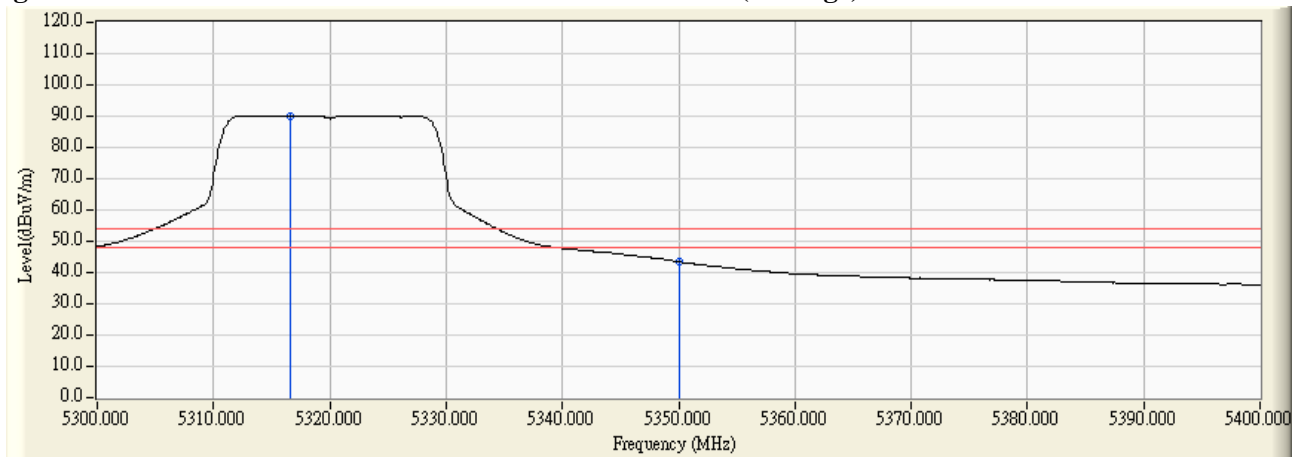


Figure Channel 64: Horizontal (Average)



Note:

1. All readings above 1GHz are performed with peak and/or average measurements as necessary.
2. Peak measurements: RBW = 1MHz, VBW = 3 MHz, Sweep: Auto.
3. Average measurements: RBW = 1MHz, VBW = 10 Hz, Sweep: Auto.
4. “ * ”, means this data is the worst emission level.
5. Measurement Level = Reading Level + Correct Factor.
6. The average measurement was not performed when the peak measured data under the limit of average detection.

Product : Intel® Dual Band Wireless-AC 7260
 Test Item : Band Edge Data
 Test Site : No.3 OATS
 Test Mode : Mode 2: Transmit (802.11n-20BW 14.4Mbps)_ANT1) -Channel 64

RF Radiated Measurement (Vertical):

Channel No.	Frequency (MHz)	Correct Factor (dB)	Reading Level (dBuV)	Emission Level (dBuV/m)	Peak Limit (dBuV/m)	Average Limit (dBuV/m)	Result
64 (Peak)	5313.600	3.881	103.259	107.141	--	--	--
64 (Peak)	5350.000	3.900	61.099	64.999	74.00	54.00	Pass
64 (Peak)	5353.900	3.890	65.849	69.740	74.00	54.00	Pass
64 (Average)	5324.100	3.890	92.743	96.633	--	--	--
64 (Average)	5350.000	3.900	45.050	48.950	74.00	54.00	Pass

Figure Channel 64: Vertical (Peak)

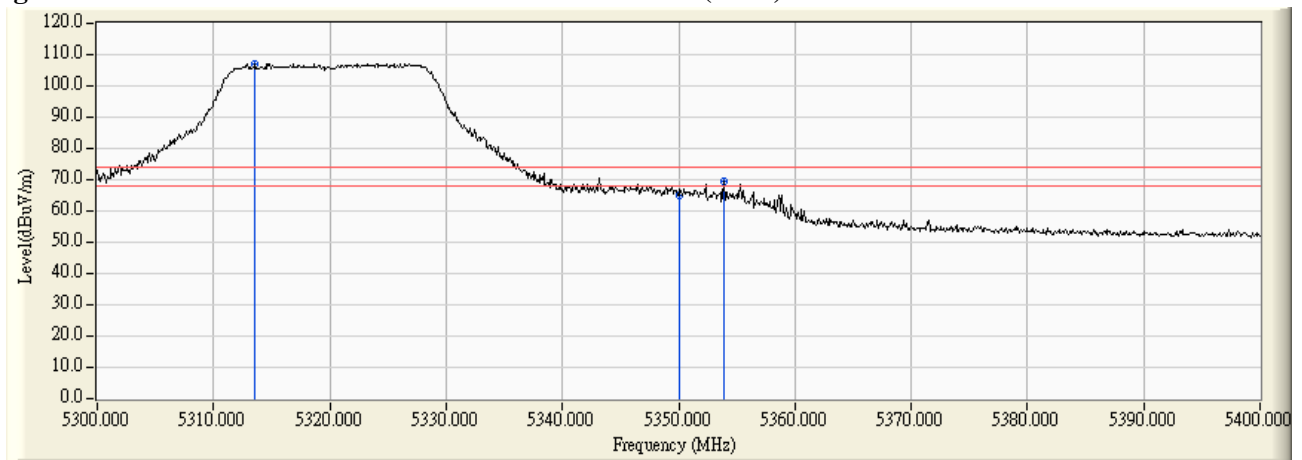
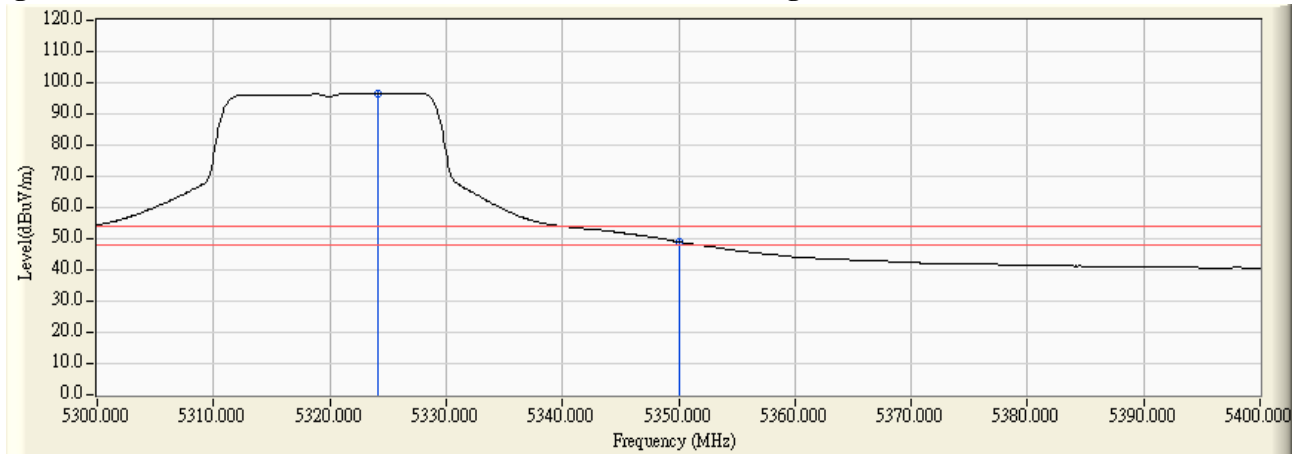


Figure Channel 64: Vertical (Average)



Note:

1. All readings above 1GHz are performed with peak and/or average measurements as necessary.
2. Peak measurements: RBW = 1MHz, VBW = 3 MHz, Sweep: Auto.
3. Average measurements: RBW = 1MHz, VBW = 10 Hz, Sweep: Auto.
4. “ * ”, means this data is the worst emission level.
5. Measurement Level = Reading Level + Correct Factor.
6. The average measurement was not performed when the peak measured data under the limit of average detection.

Product : Intel® Dual Band Wireless-AC 7260
 Test Item : Band Edge Data
 Test Site : No.3 OATS
 Test Mode : Mode 2: Transmit (802.11n-20BW 14.4Mbps)_ANT1) -Channel 100

RF Radiated Measurement (Horizontal):

Channel No.	Frequency (MHz)	Correct Factor (dB)	Reading Level (dBuV)	Emission Level (dBuV/m)	Peak Limit (dBuV/m)	Average Limit (dBuV/m)	Result
100 (Peak)	5459.600	3.768	48.708	52.476	74.00	54.00	Pass
100 (Peak)	5460.000	3.775	47.662	51.437	74.00	54.00	Pass
100 (Peak)	5502.400	4.512	95.335	99.846	--	--	--
100 (Average)	5460.000	3.775	34.123	37.898	74.00	54.00	Pass
100 (Average)	5493.000	4.384	84.797	89.181	--	--	--

Figure Channel 100: Horizontal (Peak)

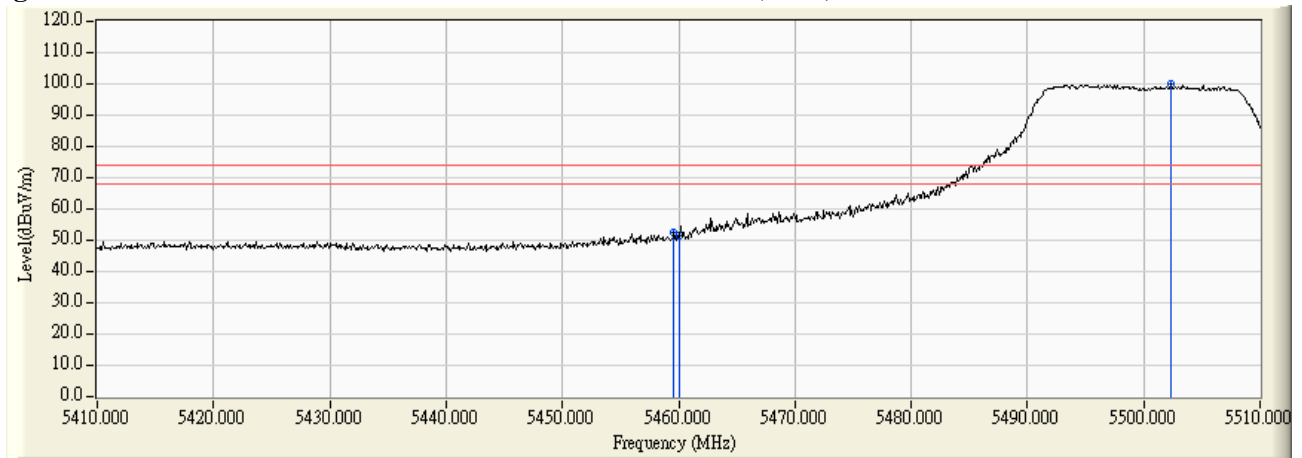
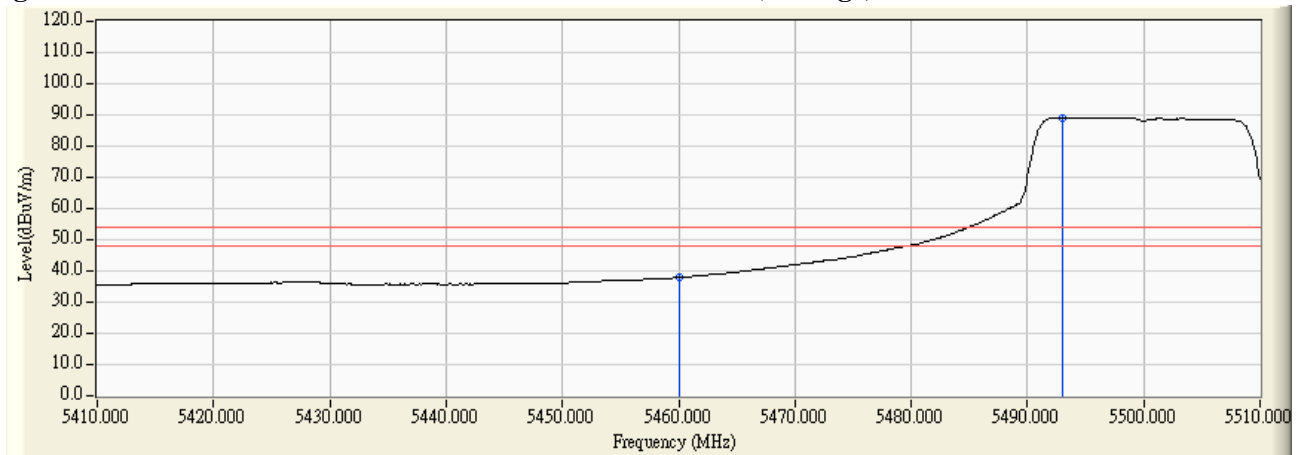


Figure Channel 100: Horizontal (Average)



Note:

1. All readings above 1GHz are performed with peak and/or average measurements as necessary.
2. Peak measurements: RBW = 1MHz, VBW = 3 MHz, Sweep: Auto.
3. Average measurements: RBW = 1MHz, VBW = 10 Hz, Sweep: Auto.
4. “ * ”, means this data is the worst emission level.
5. Measurement Level = Reading Level + Correct Factor.
6. The average measurement was not performed when the peak measured data under the limit of average detection.

Product : Intel® Dual Band Wireless-AC 7260
 Test Item : Band Edge Data
 Test Site : No.3 OATS
 Test Mode : Mode 2: Transmit (802.11n-20BW 14.4Mbps)_ANT1) -Channel 100

RF Radiated Measurement (Vertical):

Channel No.	Frequency (MHz)	Correct Factor (dB)	Reading Level (dBuV)	Emission Level (dBuV/m)	Peak Limit (dBuV/m)	Average Limit (dBuV/m)	Result
100 (Peak)	5459.600	3.930	56.993	60.922	74.00	54.00	Pass
100 (Peak)	5460.000	3.934	52.943	56.878	74.00	54.00	Pass
100 (Peak)	5502.600	4.486	102.759	107.246	--	--	--
100 (Average)	5460.000	3.934	39.975	43.910	74.00	54.00	Pass
100 (Average)	5496.000	4.419	91.725	96.144	--	--	--

Figure Channel 100: Vertical (Peak)

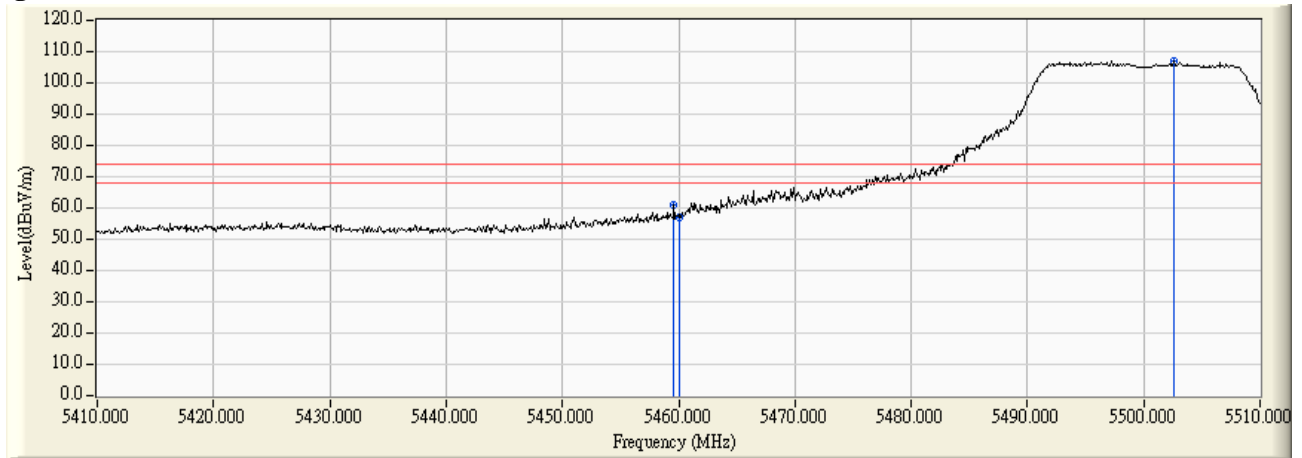
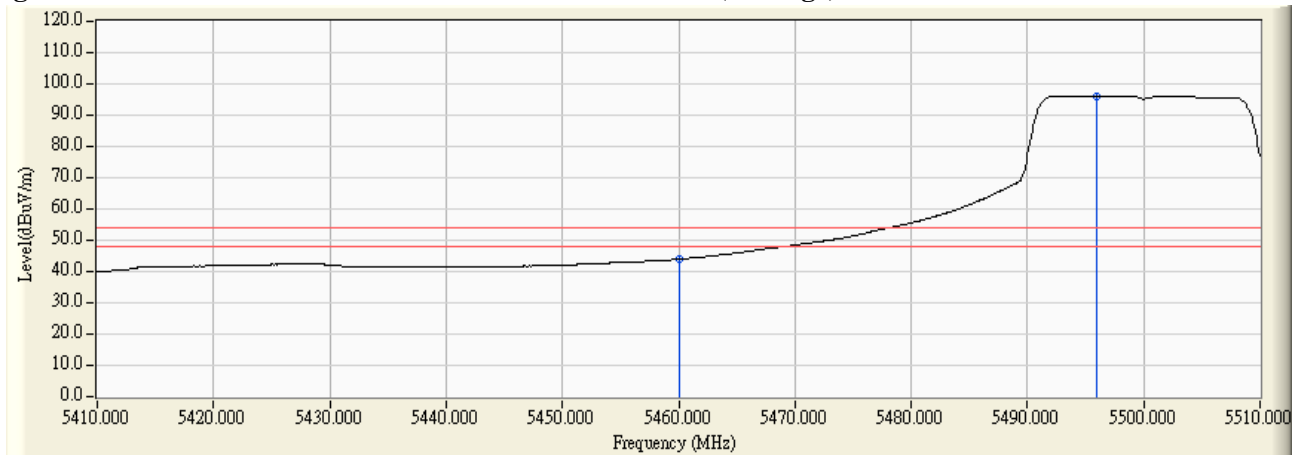


Figure Channel 100: Vertical (Average)



Note:

1. All readings above 1GHz are performed with peak and/or average measurements as necessary.
2. Peak measurements: RBW = 1MHz, VBW = 3 MHz, Sweep: Auto.
3. Average measurements: RBW = 1MHz, VBW = 10 Hz, Sweep: Auto.
4. “ * ”, means this data is the worst emission level.
5. Measurement Level = Reading Level + Correct Factor.
6. The average measurement was not performed when the peak measured data under the limit of average detection.

Product : Intel® Dual Band Wireless-AC 7260
 Test Item : Band Edge Data
 Test Site : No.3 OATS
 Test Mode : Mode 2: Transmit (802.11n-20BW 14.4Mbps)_ANT2) -Channel 36

RF Radiated Measurement (Horizontal):

Channel No.	Frequency (MHz)	Correct Factor (dB)	Reading Level (dBuV)	Emission Level (dBuV/m)	Peak Limit (dBuV/m)	Average Limit (dBuV/m)	Result
36 (Peak)	5149.300	2.799	55.830	58.629	74.00	54.00	Pass
36 (Peak)	5150.000	2.796	52.887	55.683	74.00	54.00	Pass
36 (Peak)	5187.100	2.672	97.784	100.456	--	--	--
36 (Average)	5150.000	2.796	40.042	42.838	74.00	54.00	Pass
36 (Average)	5187.300	2.671	86.825	89.496	--	--	--

Figure Channel 36: Horizontal (Peak)

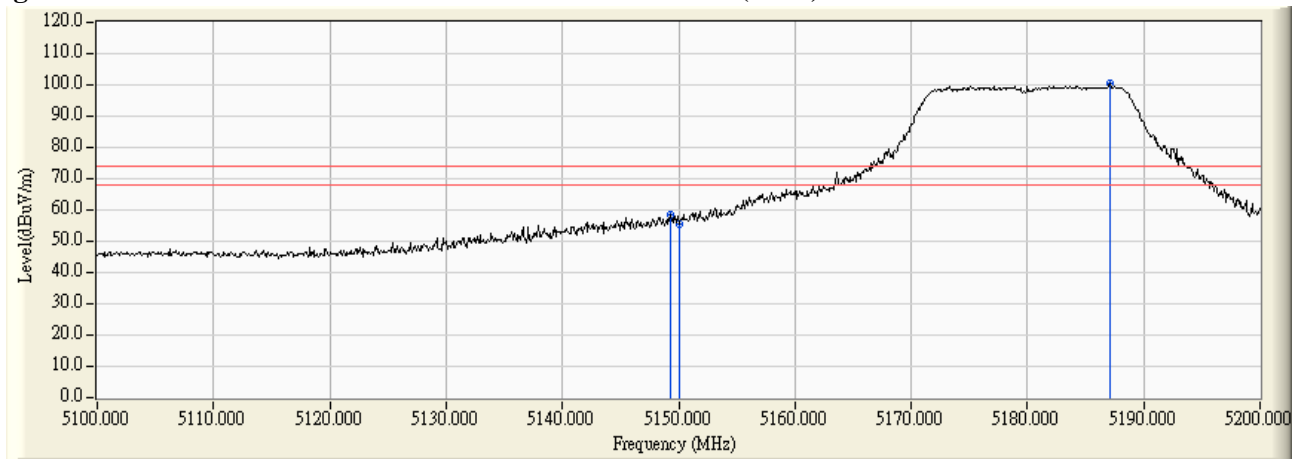
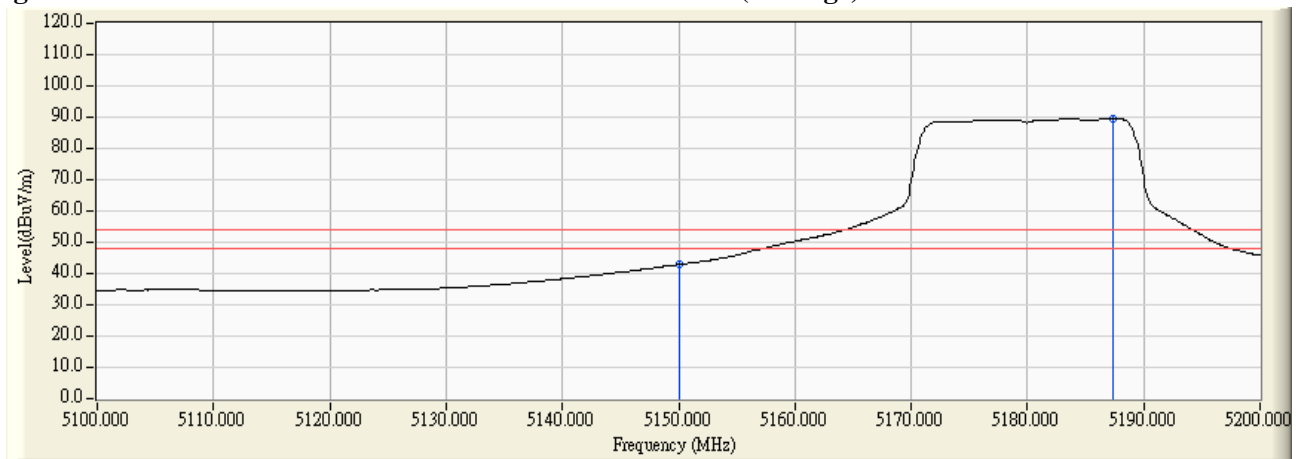


Figure Channel 36: Horizontal (Average)



Note:

1. All readings above 1GHz are performed with peak and/or average measurements as necessary.
2. Peak measurements: RBW = 1MHz, VBW = 3 MHz, Sweep: Auto.
3. Average measurements: RBW = 1MHz, VBW = 10 Hz, Sweep: Auto.
4. “ * ”, means this data is the worst emission level.
5. Measurement Level = Reading Level + Correct Factor.
6. The average measurement was not performed when the peak measured data under the limit of average detection.

Product : Intel® Dual Band Wireless-AC 7260
 Test Item : Band Edge Data
 Test Site : No.3 OATS
 Test Mode : Mode 2: Transmit (802.11n-20BW 14.4Mbps)_ANT2) -Channel 36

RF Radiated Measurement (Vertical):

Channel No.	Frequency (MHz)	Correct Factor (dB)	Reading Level (dBuV)	Emission Level (dBuV/m)	Peak Limit (dBuV/m)	Average Limit (dBuV/m)	Result
36 (Peak)	5150.000	3.331	58.496	61.828	74.00	54.00	Pass
36 (Peak)	5177.400	3.461	99.363	102.823	--	--	--
36 (Average)	5150.000	3.331	43.014	46.346	74.00	54.00	Pass
36 (Average)	5187.300	3.507	88.797	92.304	--	--	--

Figure Channel 36: Vertical (Peak)

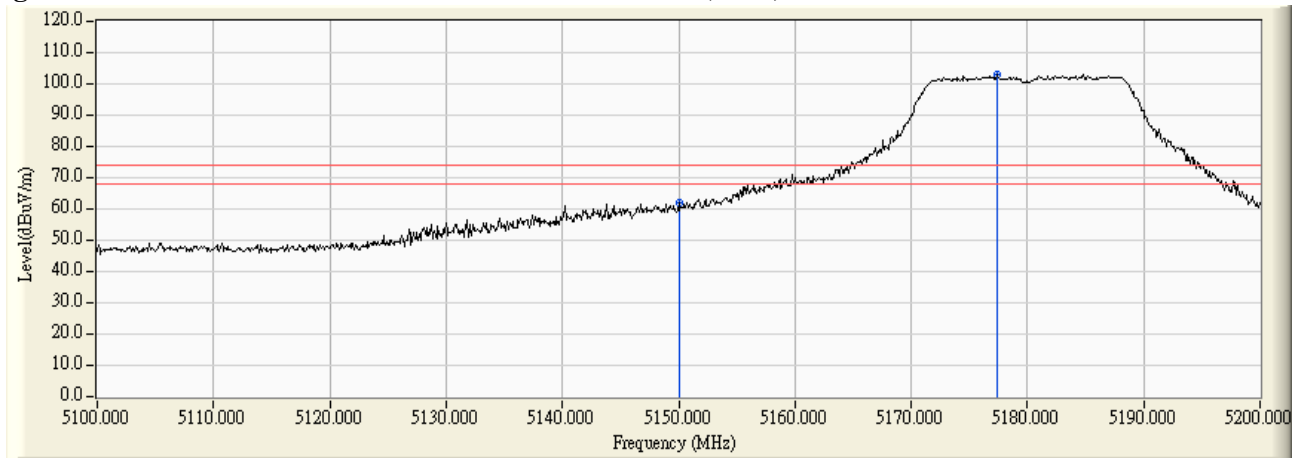
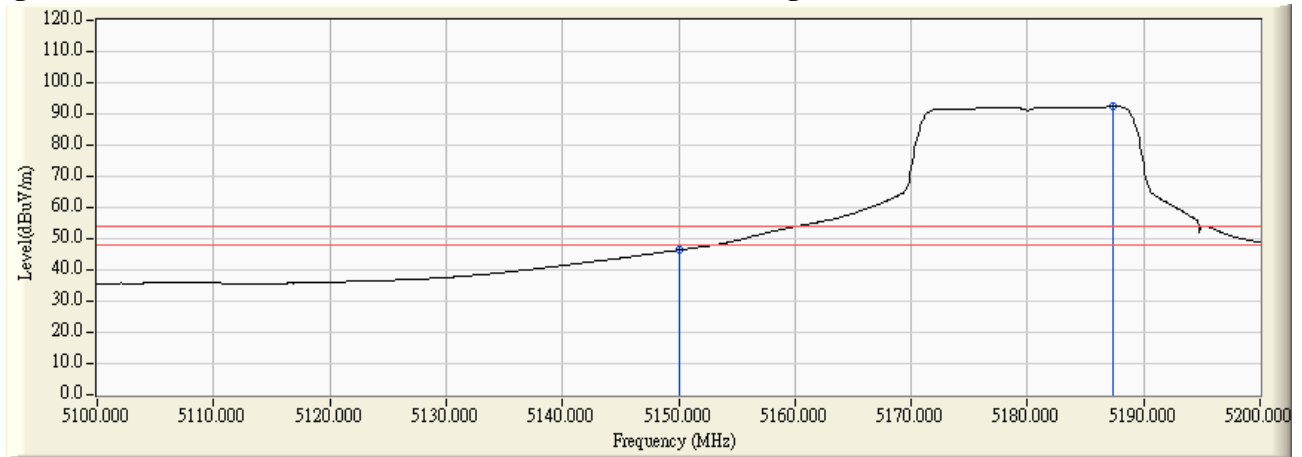


Figure Channel 36: Vertical (Average)



Note:

1. All readings above 1GHz are performed with peak and/or average measurements as necessary.
2. Peak measurements: RBW = 1MHz, VBW = 3 MHz, Sweep: Auto.
3. Average measurements: RBW = 1MHz, VBW = 10 Hz, Sweep: Auto.
4. “ * ”, means this data is the worst emission level.
5. Measurement Level = Reading Level + Correct Factor.
6. The average measurement was not performed when the peak measured data under the limit of average detection.

Product : Intel® Dual Band Wireless-AC 7260
 Test Item : Band Edge Data
 Test Site : No.3 OATS
 Test Mode : Mode 2: Transmit (802.11n-20BW 14.4Mbps)_ANT2) -Channel 64

RF Radiated Measurement (Horizontal):

Channel No.	Frequency (MHz)	Correct Factor (dB)	Reading Level (dBuV)	Emission Level (dBuV/m)	Peak Limit (dBuV/m)	Average Limit (dBuV/m)	Result
64 (Peak)	5318.400	3.646	97.304	100.950	--	--	--
64 (Peak)	5350.000	3.575	52.690	56.265	74.00	54.00	Pass
64 (Peak)	5353.200	3.561	55.964	59.524	74.00	54.00	Pass
64 (Average)	5316.200	3.650	85.812	89.462	--	--	--
64 (Average)	5350.000	3.575	35.848	39.423	74.00	54.00	Pass

Figure Channel 64: Horizontal (Peak)

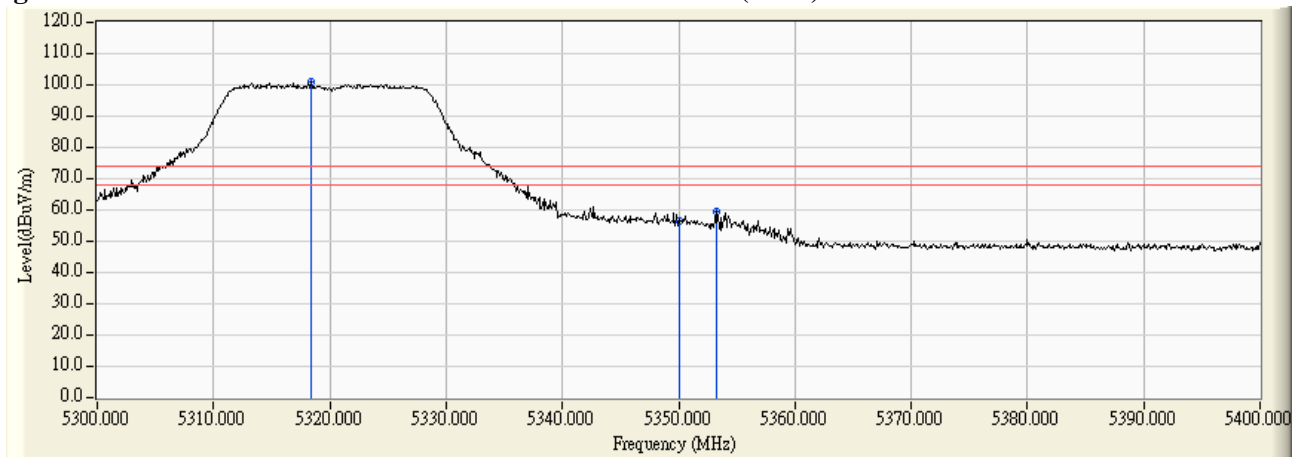
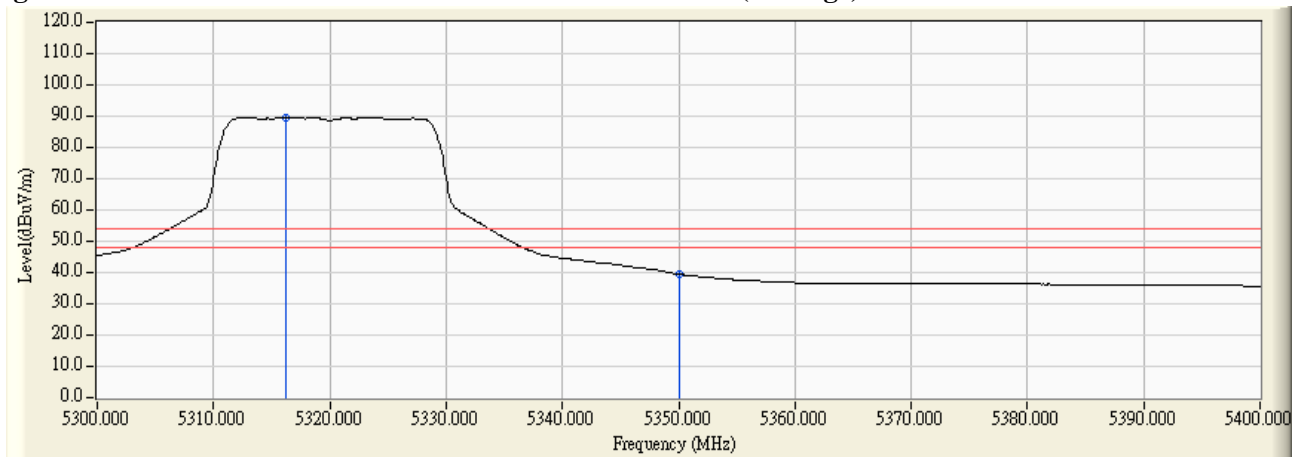


Figure Channel 64: Horizontal (Average)



Note:

1. All readings above 1GHz are performed with peak and/or average measurements as necessary.
2. Peak measurements: RBW = 1MHz, VBW = 3 MHz, Sweep: Auto.
3. Average measurements: RBW = 1MHz, VBW = 10 Hz, Sweep: Auto.
4. “ * ”, means this data is the worst emission level.
5. Measurement Level = Reading Level + Correct Factor.
6. The average measurement was not performed when the peak measured data under the limit of average detection.

Product : Intel® Dual Band Wireless-AC 7260
 Test Item : Band Edge Data
 Test Site : No.3 OATS
 Test Mode : Mode 2: Transmit (802.11n-20BW 14.4Mbps)_ANT2) -Channel 64

RF Radiated Measurement (Vertical):

Channel No.	Frequency (MHz)	Correct Factor (dB)	Reading Level (dBuV)	Emission Level (dBuV/m)	Peak Limit (dBuV/m)	Average Limit (dBuV/m)	Result
64 (Peak)	5316.000	3.884	99.105	102.989	--	--	--
64 (Peak)	5350.000	3.900	55.433	59.333	74.00	54.00	Pass
64 (Peak)	5351.100	3.900	58.038	61.938	74.00	54.00	Pass
64 (Average)	5324.000	3.890	88.592	92.482	--	--	--
64 (Average)	5350.000	3.900	38.226	42.126	74.00	54.00	Pass

Figure Channel 64: Vertical (Peak)

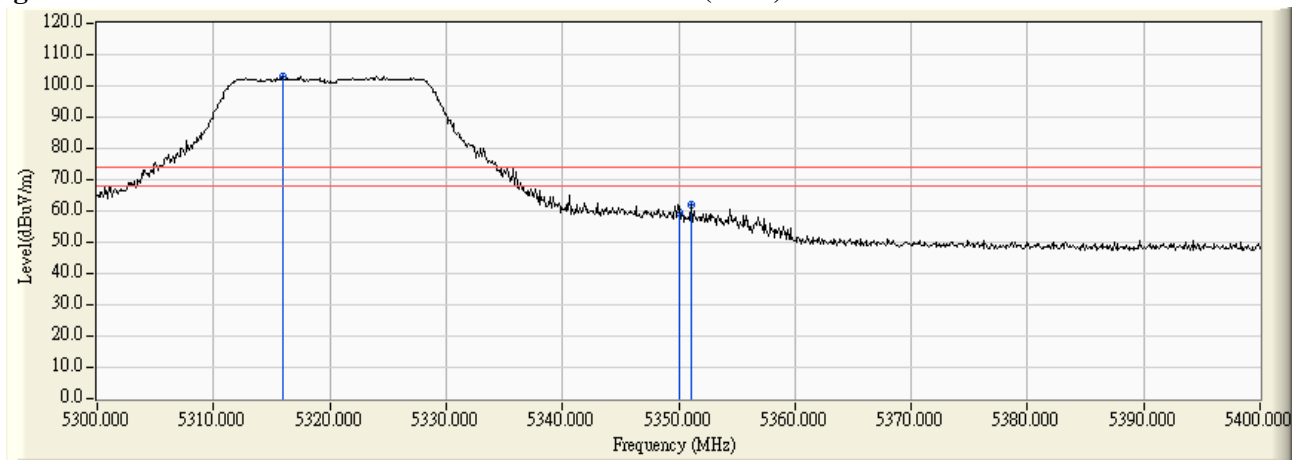
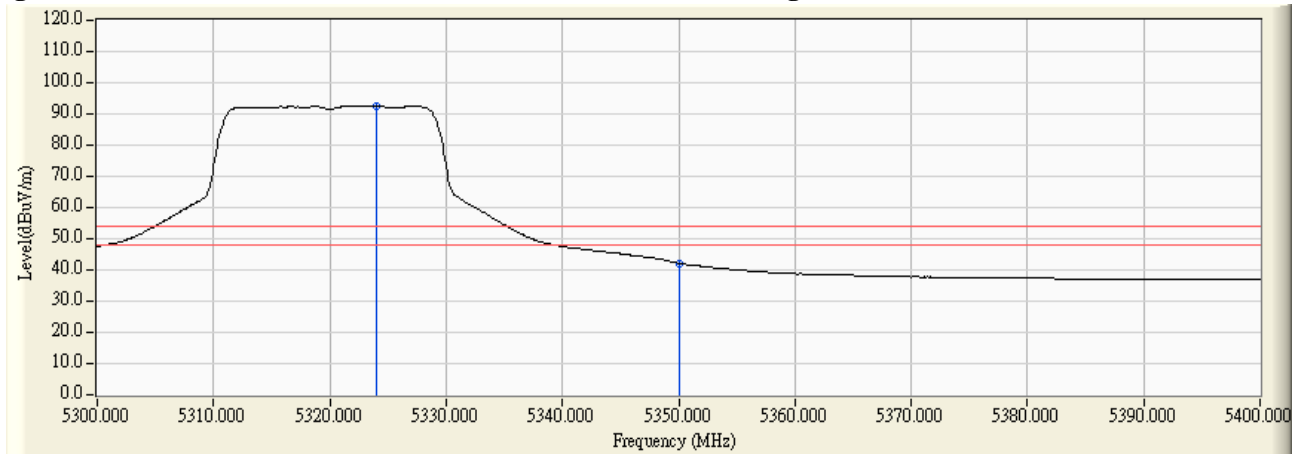


Figure Channel 64: Vertical (Average)



Note:

1. All readings above 1GHz are performed with peak and/or average measurements as necessary.
2. Peak measurements: RBW = 1MHz, VBW = 3 MHz, Sweep: Auto.
3. Average measurements: RBW = 1MHz, VBW = 10 Hz, Sweep: Auto.
4. “ * ”, means this data is the worst emission level.
5. Measurement Level = Reading Level + Correct Factor.
6. The average measurement was not performed when the peak measured data under the limit of average detection.

Product : Intel® Dual Band Wireless-AC 7260
 Test Item : Band Edge Data
 Test Site : No.3 OATS
 Test Mode : Mode 2: Transmit (802.11n-20BW 14.4Mbps)_ANT2) -Channel 100

RF Radiated Measurement (Horizontal):

Channel No.	Frequency (MHz)	Correct Factor (dB)	Reading Level (dBuV)	Emission Level (dBuV/m)	Peak Limit (dBuV/m)	Average Limit (dBuV/m)	Result
100 (Peak)	5458.400	3.745	52.907	56.651	74.00	54.00	Pass
100 (Peak)	5460.000	3.775	49.816	53.591	74.00	54.00	Pass
100 (Peak)	5497.000	4.438	98.487	102.925	--	--	--
100 (Average)	5460.000	3.775	36.573	40.348	74.00	54.00	Pass
100 (Average)	5504.000	4.533	87.924	92.457	--	--	--

Figure Channel 100: Horizontal (Peak)

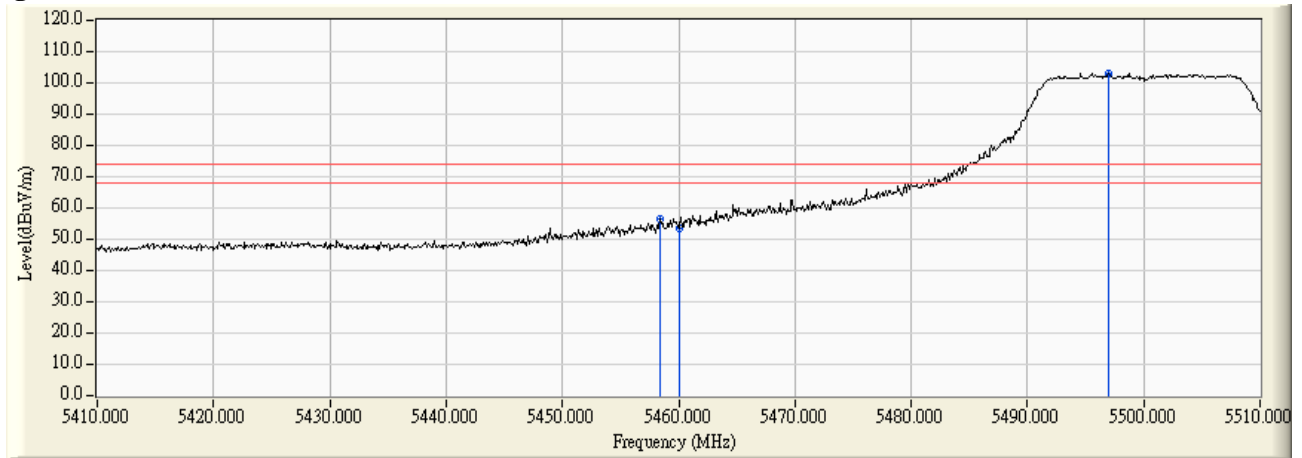
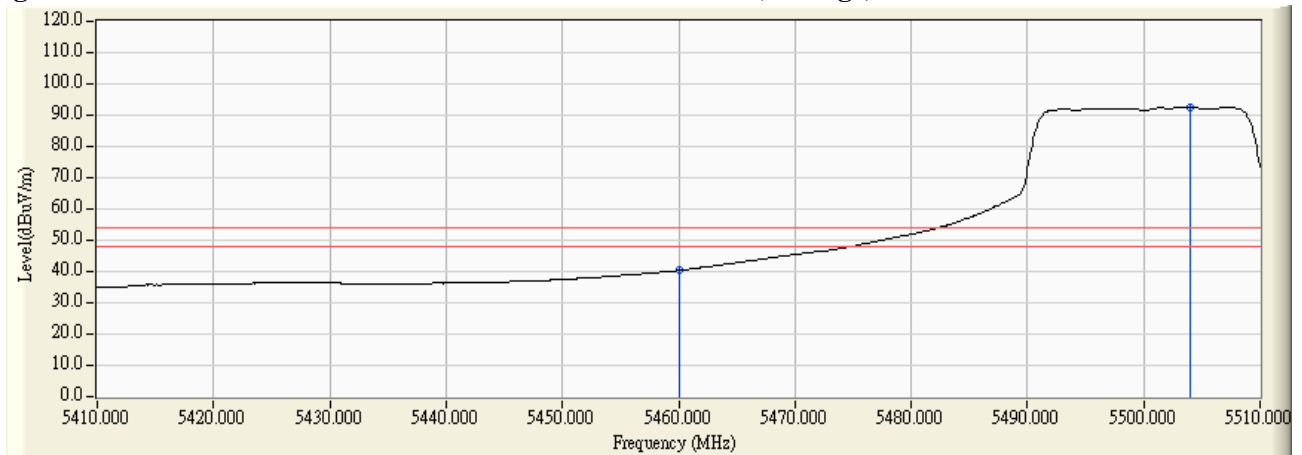


Figure Channel 100: Horizontal (Average)



Note:

1. All readings above 1GHz are performed with peak and/or average measurements as necessary.
2. Peak measurements: RBW = 1MHz, VBW = 3 MHz, Sweep: Auto.
3. Average measurements: RBW = 1MHz, VBW = 10 Hz, Sweep: Auto.
4. “ * ”, means this data is the worst emission level.
5. Measurement Level = Reading Level + Correct Factor.
6. The average measurement was not performed when the peak measured data under the limit of average detection.

Product : Intel® Dual Band Wireless-AC 7260
 Test Item : Band Edge Data
 Test Site : No.3 OATS
 Test Mode : Mode 2: Transmit (802.11n-20BW 14.4Mbps)_ANT2)-Channel 100

RF Radiated Measurement (Vertical):

Channel No.	Frequency (MHz)	Correct Factor (dB)	Reading Level (dBuV)	Emission Level (dBuV/m)	Peak Limit (dBuV/m)	Average Limit (dBuV/m)	Result
100 (Peak)	5459.500	3.928	54.408	58.336	74.00	54.00	Pass
100 (Peak)	5460.000	3.934	51.635	55.570	74.00	54.00	Pass
100 (Peak)	5505.000	4.511	101.283	105.794	--	--	--
100 (Average)	5460.000	3.934	37.692	41.627	74.00	54.00	Pass
100 (Average)	5504.000	4.501	90.312	94.813	--	--	--

Figure Channel 100: Vertical (Peak)

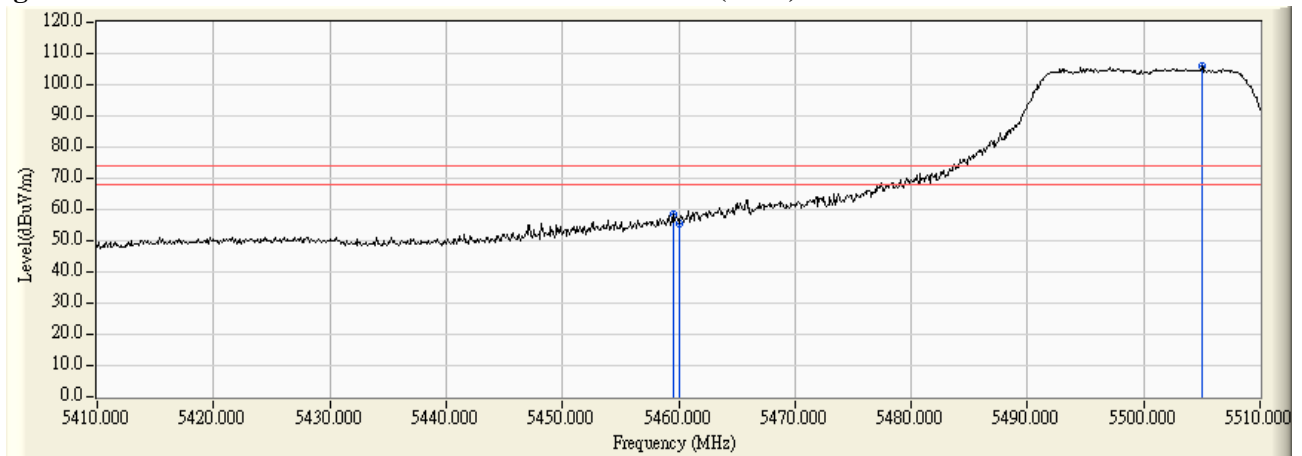
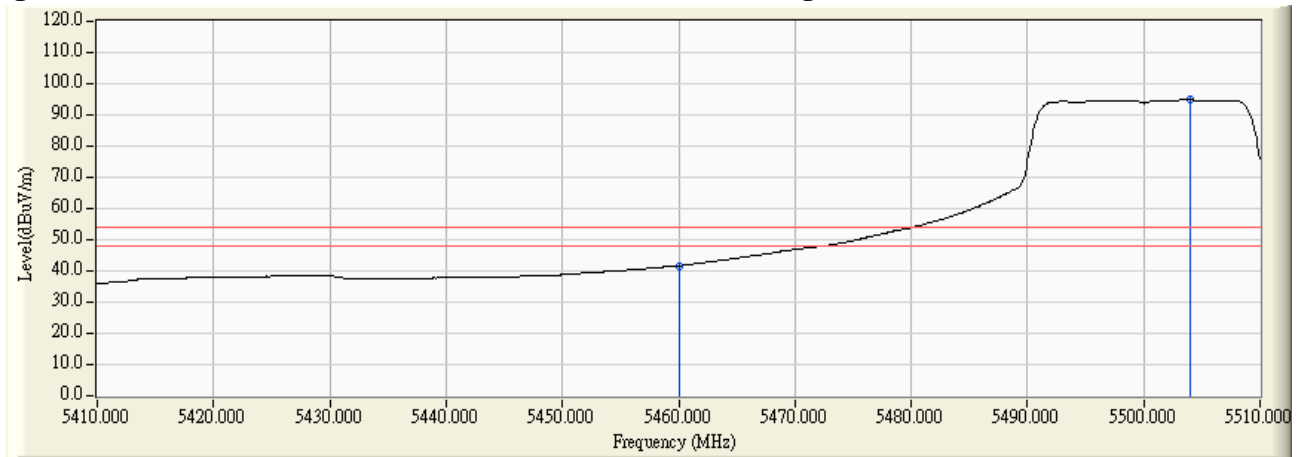


Figure Channel 100: Vertical (Average)



Note:

1. All readings above 1GHz are performed with peak and/or average measurements as necessary.
2. Peak measurements: RBW = 1MHz, VBW = 3 MHz, Sweep: Auto.
3. Average measurements: RBW = 1MHz, VBW = 10 Hz, Sweep: Auto.
4. “ * ”, means this data is the worst emission level.
5. Measurement Level = Reading Level + Correct Factor.
6. The average measurement was not performed when the peak measured data under the limit of average detection.

Product : Intel® Dual Band Wireless-AC 7260
 Test Item : Band Edge Data
 Test Site : No.3 OATS
 Test Mode : Mode 2: Transmit (802.11n-20BW 14.4Mbps)_ANT1+ANT2) -Channel 36

RF Radiated Measurement (Horizontal):

Channel No.	Frequency (MHz)	Correct Factor (dB)	Reading Level (dBUV)	Emission Level (dBUV/m)	Peak Limit (dBUV/m)	Average Limit (dBUV/m)	Result
36 (Peak)	5150.000	2.796	45.216	48.012	74.00	54.00	Pass
36 (Peak)	5176.700	2.707	95.241	97.948	--	--	--
36 (Average)	5150.000	2.796	32.420	35.216	74.00	54.00	Pass
36 (Average)	5178.800	2.699	81.894	84.594	--	--	--

Figure Channel 36: Horizontal (Peak)

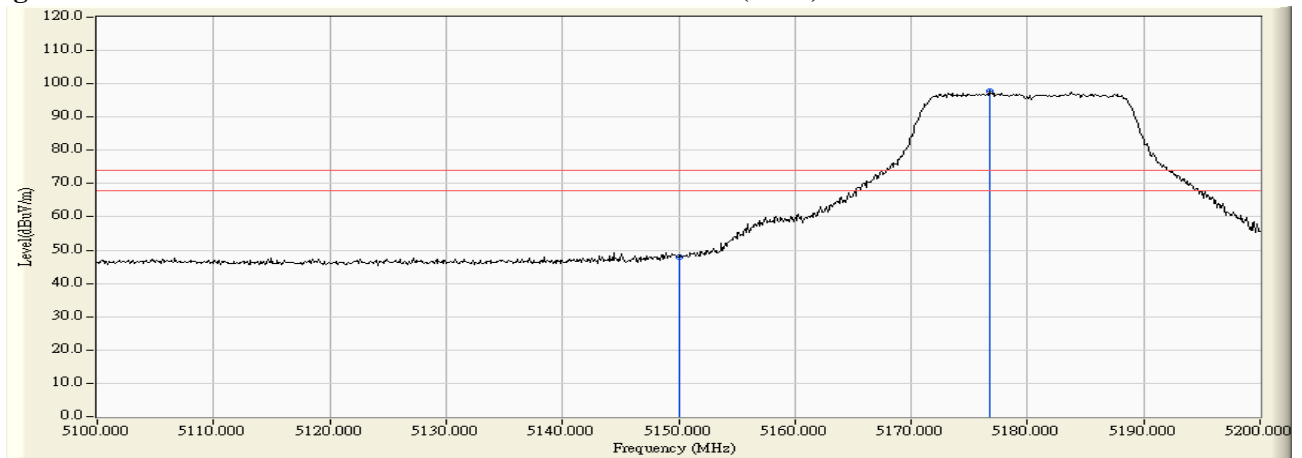
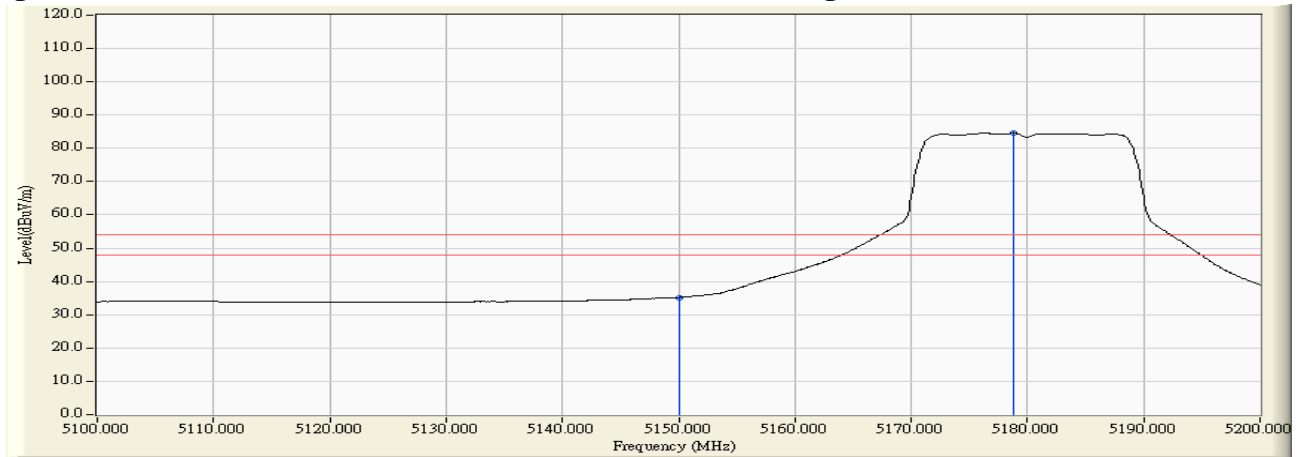


Figure Channel 36: Horizontal (Average)



Note:

1. All readings above 1GHz are performed with peak and/or average measurements as necessary.
2. Peak measurements: RBW = 1MHz, VBW = 3 MHz, Sweep: Auto.
3. Average measurements: RBW = 1MHz, VBW = 10 Hz, Sweep: Auto.
4. “ * ”, means this data is the worst emission level.
5. Measurement Level = Reading Level + Correct Factor.
6. The average measurement was not performed when the peak measured data under the limit of average detection.

Product : Intel® Dual Band Wireless-AC 7260
 Test Item : Band Edge Data
 Test Site : No.3 OATS
 Test Mode : Mode 2: Transmit (802.11n-20BW 14.4Mbps)_ANT1+ANT2)-Channel 36

RF Radiated Measurement (Vertical):

Channel No.	Frequency (MHz)	Correct Factor (dB)	Reading Level (dBuV)	Emission Level (dBuV/m)	Peak Limit (dBuV/m)	Average Limit (dBuV/m)	Result
36 (Peak)	5148.300	3.323	51.467	54.791	74.00	54.00	Pass
36 (Peak)	5150.000	3.331	49.084	52.416	74.00	54.00	Pass
36 (Peak)	5186.100	3.502	100.041	103.543	--	--	--
36 (Average)	5150.000	3.331	36.685	40.017	74.00	54.00	Pass
36 (Average)	5187.200	3.507	87.165	90.672	--	--	--

Figure Channel 36: Vertical (Peak)

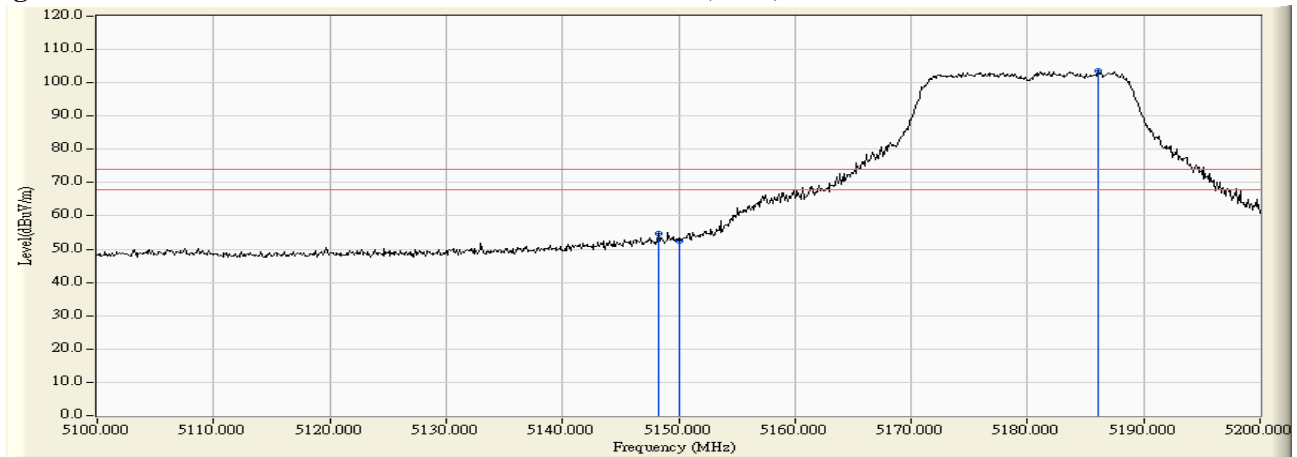
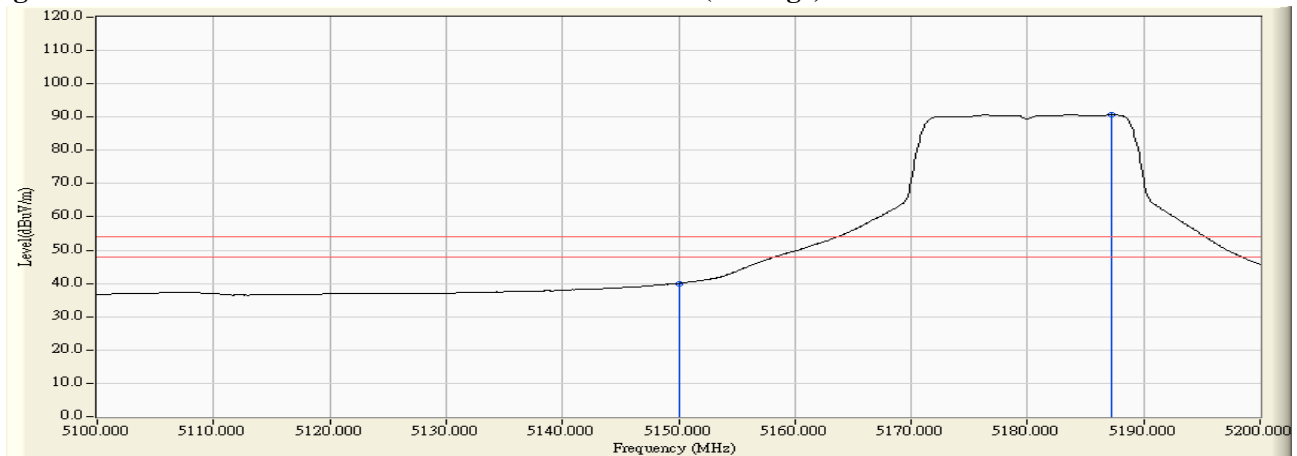


Figure Channel 36: Vertical (Average)



Note:

1. All readings above 1GHz are performed with peak and/or average measurements as necessary.
2. Peak measurements: RBW = 1MHz, VBW = 3 MHz, Sweep: Auto.
3. Average measurements: RBW = 1MHz, VBW = 10 Hz, Sweep: Auto.
4. “ * ”, means this data is the worst emission level.
5. Measurement Level = Reading Level + Correct Factor.
6. The average measurement was not performed when the peak measured data under the limit of average detection.

Product : Intel® Dual Band Wireless-AC 7260
 Test Item : Band Edge Data
 Test Site : No.3 OATS
 Test Mode : Mode 2: Transmit (802.11n-20BW 14.4Mbps)_ANT1+ANT2) -Channel 64

RF Radiated Measurement (Horizontal):

Channel No.	Frequency (MHz)	Correct Factor (dB)	Reading Level (dBuV)	Emission Level (dBuV/m)	Peak Limit (dBuV/m)	Average Limit (dBuV/m)	Result
64 (Peak)	5327.400	3.629	94.612	98.241	--	--	--
64 (Peak)	5350.000	3.575	45.520	49.095	74.00	54.00	Pass
64 (Peak)	5355.100	3.545	49.652	53.197	74.00	54.00	Pass
64 (Average)	5327.200	3.628	81.632	85.261	--	--	--
64 (Average)	5350.000	3.575	33.041	36.616	74.00	54.00	Pass

Figure Channel 64: Horizontal (Peak)

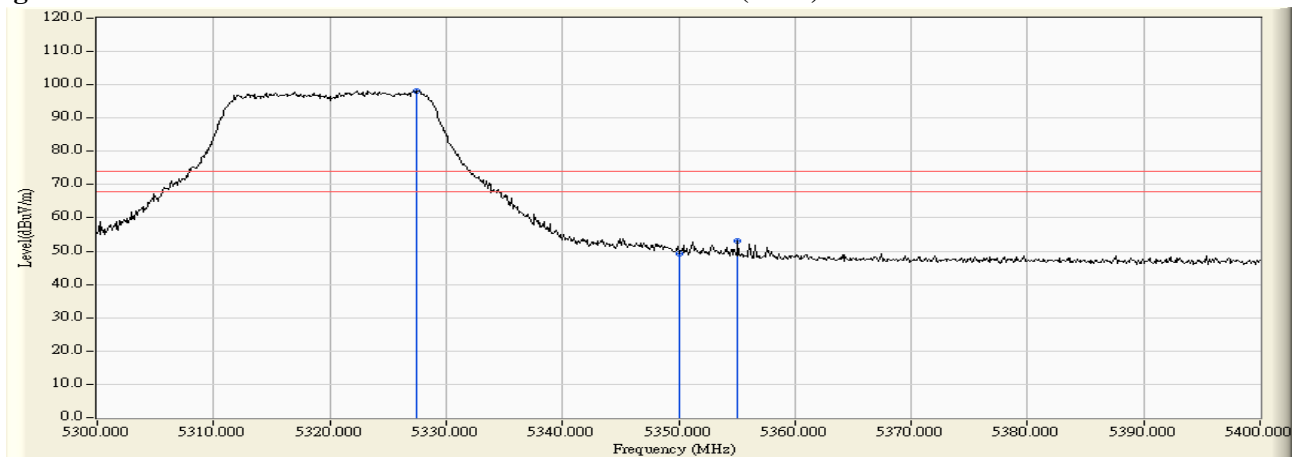
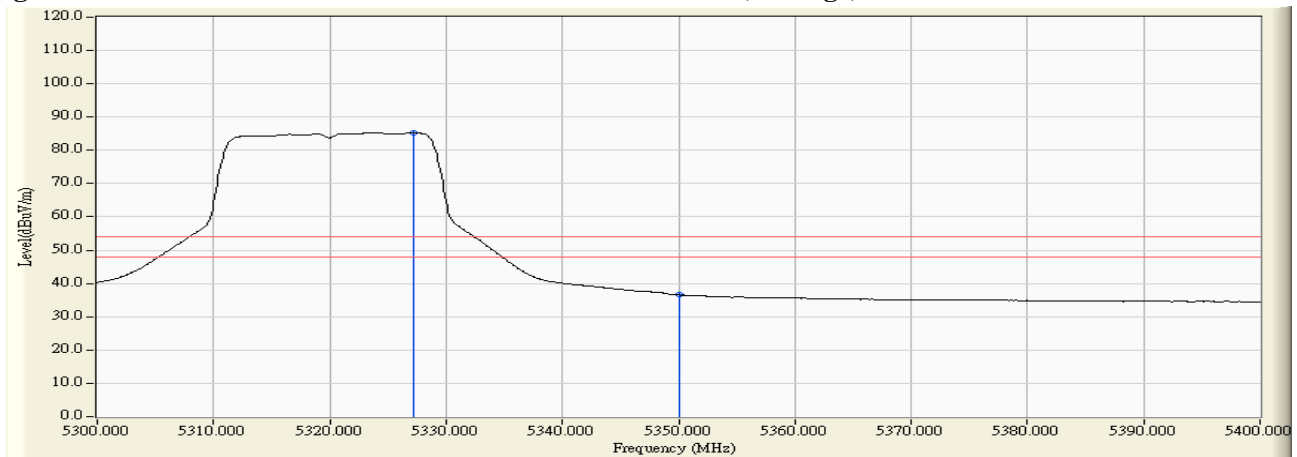


Figure Channel 64: Horizontal (Average)



Note:

1. All readings above 1GHz are performed with peak and/or average measurements as necessary.
2. Peak measurements: RBW = 1MHz, VBW = 3 MHz, Sweep: Auto.
3. Average measurements: RBW = 1MHz, VBW = 10 Hz, Sweep: Auto.
4. “ * ”, means this data is the worst emission level.
5. Measurement Level = Reading Level + Correct Factor.
6. The average measurement was not performed when the peak measured data under the limit of average detection.

Product : Intel® Dual Band Wireless-AC 7260
 Test Item : Band Edge Data
 Test Site : No.3 OATS
 Test Mode : Mode 2: Transmit (802.11n-20BW 14.4Mbps)_ANT1+ANT2)-Channel 64

RF Radiated Measurement (Vertical):

Channel No.	Frequency (MHz)	Correct Factor (dB)	Reading Level (dBuV)	Emission Level (dBuV/m)	Peak Limit (dBuV/m)	Average Limit (dBuV/m)	Result
64 (Peak)	5313.100	3.882	101.181	105.062	--	--	--
64 (Peak)	5350.000	3.900	53.194	57.094	74.00	54.00	Pass
64 (Average)	5323.200	3.890	88.183	92.072	--	--	--
64 (Average)	5350.000	3.900	36.823	40.723	74.00	54.00	Pass

Figure Channel 64: Vertical (Peak)

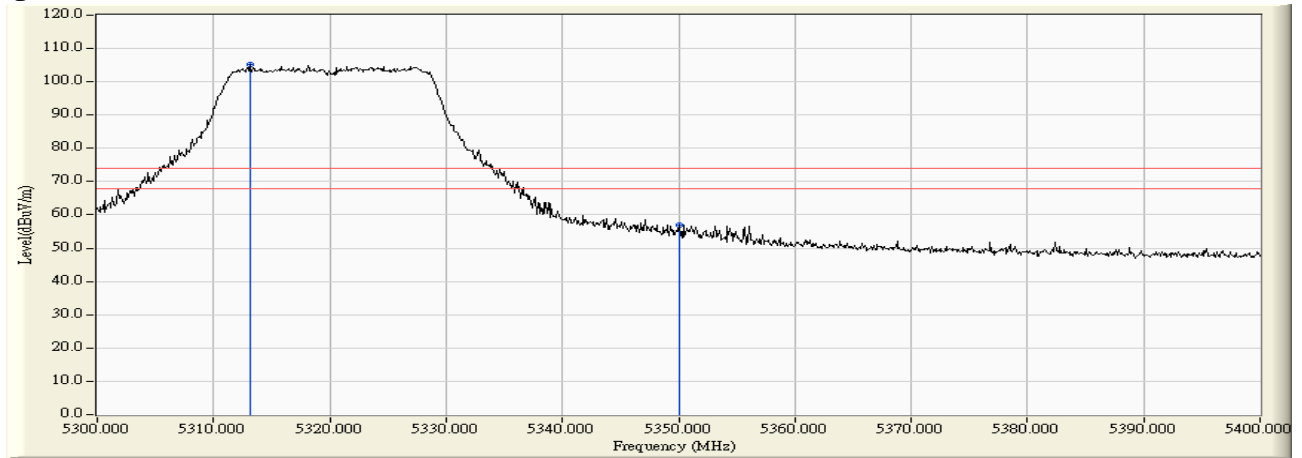
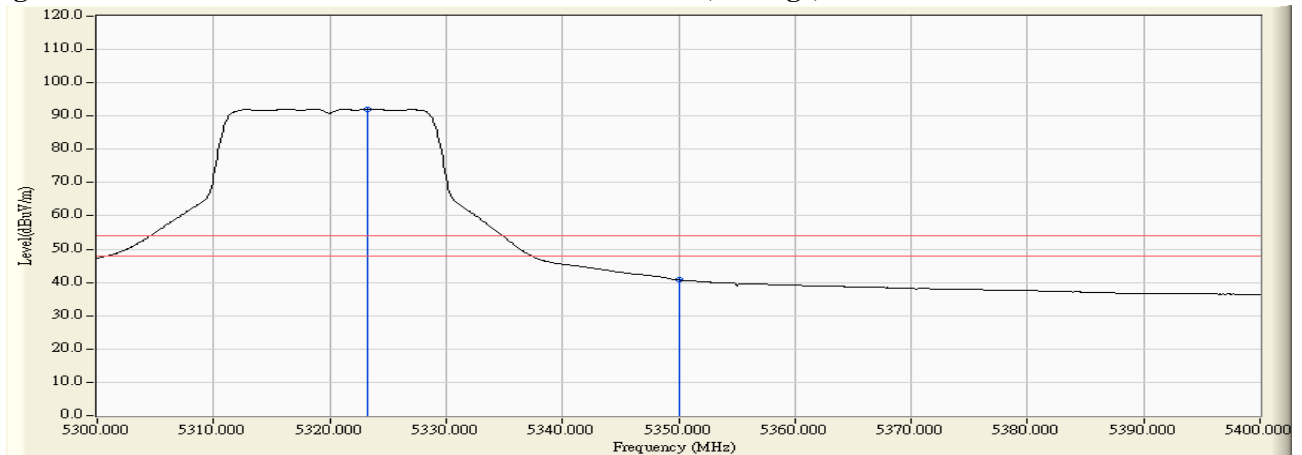


Figure Channel 64: Vertical (Average)



Note:

1. All readings above 1GHz are performed with peak and/or average measurements as necessary.
2. Peak measurements: RBW = 1MHz, VBW = 3 MHz, Sweep: Auto.
3. Average measurements: RBW = 1MHz, VBW = 10 Hz, Sweep: Auto.
4. “ * ”, means this data is the worst emission level.
5. Measurement Level = Reading Level + Correct Factor.
6. The average measurement was not performed when the peak measured data under the limit of average detection.

Product : Intel® Dual Band Wireless-AC 7260
 Test Item : Band Edge Data
 Test Site : No.3 OATS
 Test Mode : Mode 2: Transmit (802.11n-20BW 14.4Mbps)_ANT1+ANT2)-Channel 100

RF Radiated Measurement (Horizontal):

Channel No.	Frequency (MHz)	Correct Factor (dB)	Reading Level (dBuV)	Emission Level (dBuV/m)	Peak Limit (dBuV/m)	Average Limit (dBuV/m)	Result
100 (Peak)	5460.000	3.775	46.413	50.188	74.00	54.00	Pass
100 (Peak)	5496.800	4.436	98.740	103.175	--	--	--
100 (Average)	5460.000	3.775	33.562	37.337	74.00	54.00	Pass
100 (Average)	5503.700	4.528	85.472	90.001	--	--	--

Figure Channel 100: Horizontal (Peak)

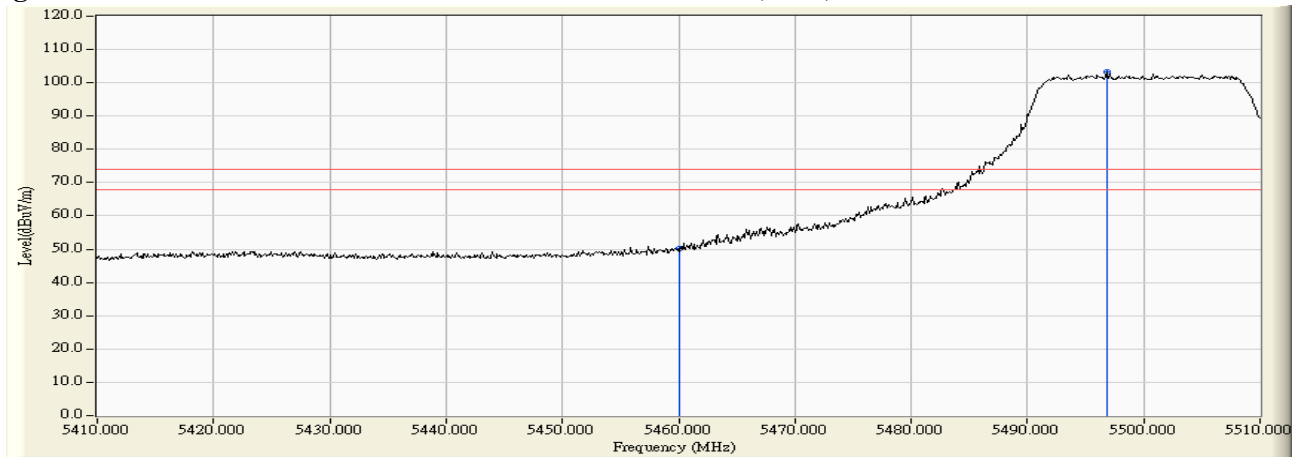
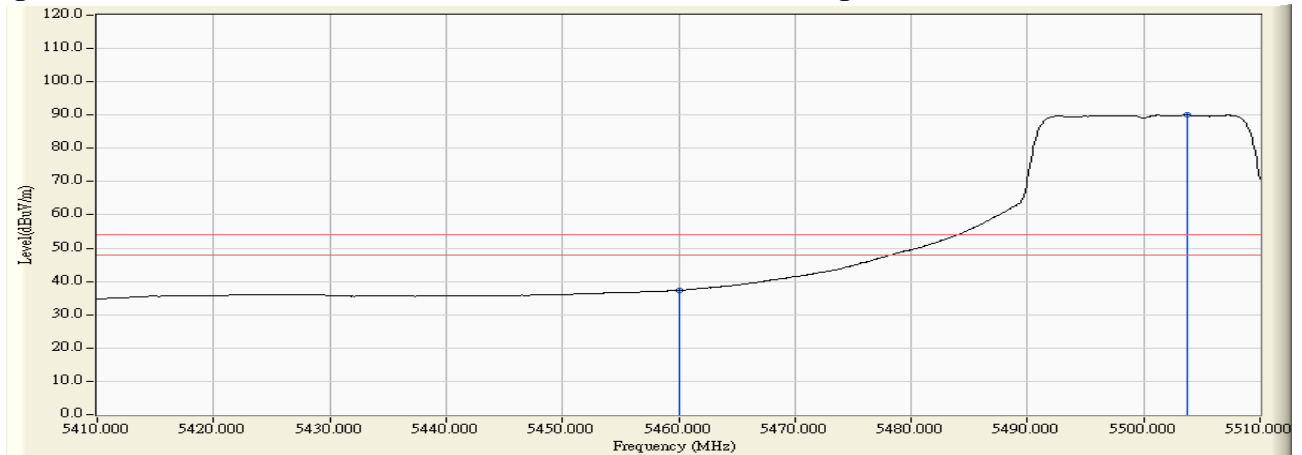


Figure Channel 100: Horizontal (Average)



Note:

1. All readings above 1GHz are performed with peak and/or average measurements as necessary.
2. Peak measurements: RBW = 1MHz, VBW = 3 MHz, Sweep: Auto.
3. Average measurements: RBW = 1MHz, VBW = 10 Hz, Sweep: Auto.
4. “ * ”, means this data is the worst emission level.
5. Measurement Level = Reading Level + Correct Factor.
6. The average measurement was not performed when the peak measured data under the limit of average detection.

Product : Intel® Dual Band Wireless-AC 7260
 Test Item : Band Edge Data
 Test Site : No.3 OATS
 Test Mode : Mode 2: Transmit (802.11n-20BW 14.4Mbps)_ANT1+ANT2) -Channel 100

RF Radiated Measurement (Vertical):

Channel No.	Frequency (MHz)	Correct Factor (dB)	Reading Level (dBuV)	Emission Level (dBuV/m)	Peak Limit (dBuV/m)	Average Limit (dBuV/m)	Result
100 (Peak)	5460.000	3.934	49.788	53.723	74.00	54.00	Pass
100 (Peak)	5504.200	4.503	100.982	105.485	--	--	--
100 (Average)	5460.000	3.934	36.453	40.388	74.00	54.00	Pass
100 (Average)	5503.400	4.495	88.324	92.819	--	--	--

Figure Channel 100: Vertical (Peak)

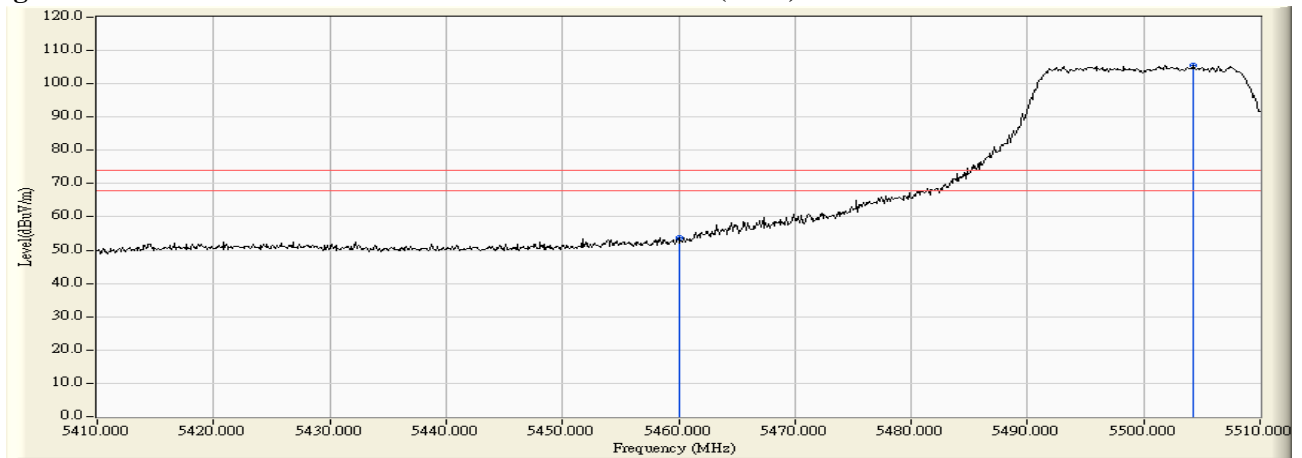
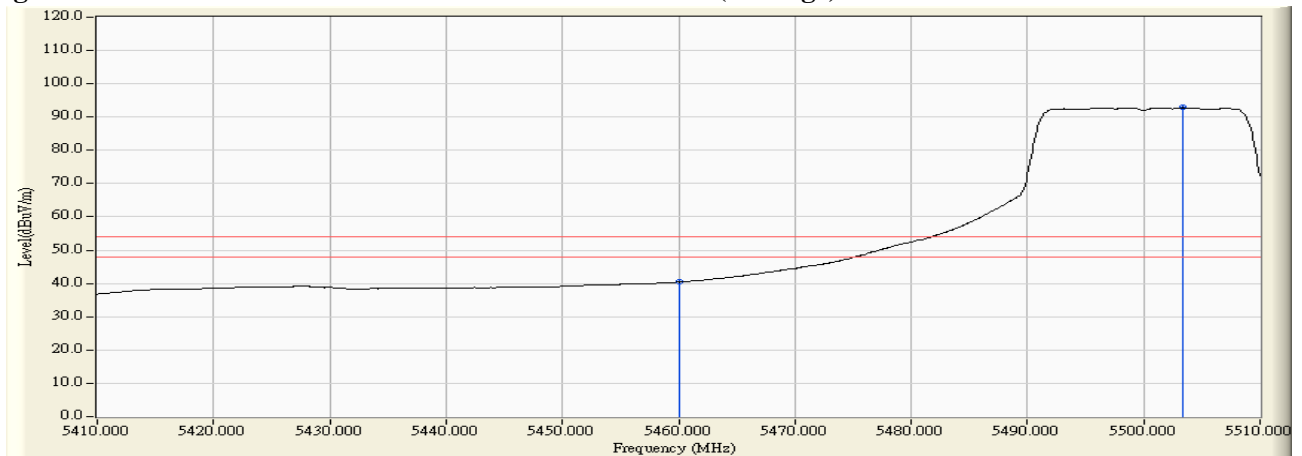


Figure Channel 100: Vertical (Average)



Note:

1. All readings above 1GHz are performed with peak and/or average measurements as necessary.
2. Peak measurements: RBW = 1MHz, VBW = 3 MHz, Sweep: Auto.
3. Average measurements: RBW = 1MHz, VBW = 10 Hz, Sweep: Auto.
4. “ * ”, means this data is the worst emission level.
5. Measurement Level = Reading Level + Correct Factor.
6. The average measurement was not performed when the peak measured data under the limit of average detection.

Product : Intel® Dual Band Wireless-AC 7260
 Test Item : Band Edge Data
 Test Site : No.3 OATS
 Test Mode : Mode 2: Transmit (802.11n-20BW 14.4Mbps)_ANT1) -Channel 100

RF Radiated Measurement:

	Frequency (MHz)	Correct Factor (dB)	Reading Level (dBm)	Measure Level (dBm/m)	Margin (dB)	Limit (dBm/m)	Result
Horizontal	5470.000	18.334	-68.230	-49.896	-22.896	-27.000	Pass

	Frequency (MHz)	Correct Factor (dB)	Reading Level (dBm)	Measure Level (dBm/m)	Margin (dB)	Limit (dBm/m)	Result
Vertical	5470.000	19.335	-68.020	-48.685	-21.685	-27.000	Pass

Product : Intel® Dual Band Wireless-AC 7260
 Test Item : Band Edge Data
 Test Site : No.3 OATS
 Test Mode : Mode 2: Transmit (802.11n-20BW 14.4Mbps)_ANT2) -Channel 100

RF Radiated Measurement:

	Frequency (MHz)	Correct Factor (dB)	Reading Level (dBm)	Measure Level (dBm/m)	Margin (dB)	Limit (dBm/m)	Result
Horizontal	5470.000	18.334	-67.330	-48.996	-21.996	-27.000	Pass

	Frequency (MHz)	Correct Factor (dB)	Reading Level (dBm)	Measure Level (dBm/m)	Margin (dB)	Limit (dBm/m)	Result
Vertical	5470.000	19.335	-67.440	-48.105	-21.105	-27.000	Pass

Product : Intel® Dual Band Wireless-AC 7260
 Test Item : Band Edge Data
 Test Site : No.3 OATS
 Test Mode : Mode 2: Transmit (802.11n-20BW 14.4Mbps)_ANT1+ANT2) -Channel 100

RF Radiated Measurement:

	Frequency (MHz)	Correct Factor (dB)	Reading Level (dBm)	Measure Level (dBm/m)	Margin (dB)	Limit (dBm/m)	Result
Horizontal	5470.000	18.334	-77.600	-59.266	-32.266	-27.000	Pass

	Frequency (MHz)	Correct Factor (dB)	Reading Level (dBm)	Measure Level (dBm/m)	Margin (dB)	Limit (dBm/m)	Result
Vertical	5470.000	19.335	-68.640	-49.305	-22.305	-27.000	Pass

Product : Intel® Dual Band Wireless-AC 7260
 Test Item : Band Edge Data
 Test Site : No.3 OATS
 Test Mode : Mode 2: Transmit (802.11n-20BW 14.4Mbps)_ANT1)-Channel 140

RF Radiated Measurement:

	Frequency (MHz)	Correct Factor (dB)	Reading Level (dBm)	Measure Level (dBm/m)	Margin (dB)	Limit (dBm/m)	Result
Horizontal	5725.000	18.649	-68.020	-49.371	-22.371	-27.000	Pass

	Frequency (MHz)	Correct Factor (dB)	Reading Level (dBm)	Measure Level (dBm/m)	Margin (dB)	Limit (dBm/m)	Result
Vertical	5725.000	19.372	-65.030	-45.658	-18.658	-27.000	Pass

Product : Intel® Dual Band Wireless-AC 7260
 Test Item : Band Edge Data
 Test Site : No.3 OATS
 Test Mode : Mode 2: Transmit (802.11n-20BW 14.4Mbps)_ANT2) -Channel 140

RF Radiated Measurement:

	Frequency (MHz)	Correct Factor (dB)	Reading Level (dBm)	Measure Level (dBm/m)	Margin (dB)	Limit (dBm/m)	Result
Horizontal	5725.000	18.649	-67.240	-48.591	-21.591	-27.000	Pass

	Frequency (MHz)	Correct Factor (dB)	Reading Level (dBm)	Measure Level (dBm/m)	Margin (dB)	Limit (dBm/m)	Result
Vertical	5725.000	19.372	-67.680	-48.308	-21.308	-27.000	Pass

Product : Intel® Dual Band Wireless-AC 7260
 Test Item : Band Edge Data
 Test Site : No.3 OATS
 Test Mode : Mode 2: Transmit (802.11n-20BW 14.4Mbps)_ANT1+ANT2) -Channel 140

RF Radiated Measurement:

	Frequency (MHz)	Correct Factor (dB)	Reading Level (dBm)	Measure Level (dBm/m)	Margin (dB)	Limit (dBm/m)	Result
Horizontal	5725.000	18.649	-77.832	-59.183	-32.183	-27.000	Pass

	Frequency (MHz)	Correct Factor (dB)	Reading Level (dBm)	Measure Level (dBm/m)	Margin (dB)	Limit (dBm/m)	Result
Vertical	5725.000	19.372	-72.304	-52.932	-25.932	-27.000	Pass

Product : Intel® Dual Band Wireless-AC 7260
 Test Item : Band Edge Data
 Test Site : No.3 OATS
 Test Mode : Mode 3: Transmit (802.11n-40BW 30Mbps)_ANT1) -Channel 38

RF Radiated Measurement (Horizontal):

Channel No.	Frequency (MHz)	Correct Factor (dB)	Reading Level (dBuV)	Emission Level (dBuV/m)	Peak Limit (dBuV/m)	Average Limit (dBuV/m)	Result
38 (Peak)	5150.000	2.796	54.629	57.425	74.00	54.00	Pass
38 (Peak)	5194.000	2.650	91.899	94.549	--	--	--
38 (Average)	5150.000	2.796	38.924	41.720	74.00	54.00	Pass
38 (Average)	5193.400	2.652	80.503	83.155	--	--	--

Figure Channel 38:

Horizontal (Peak)

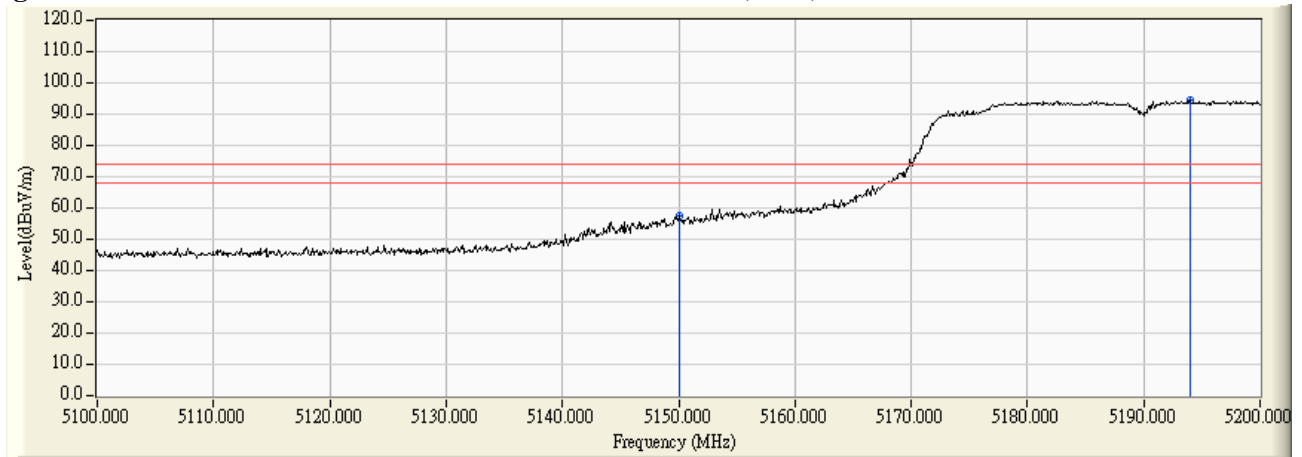
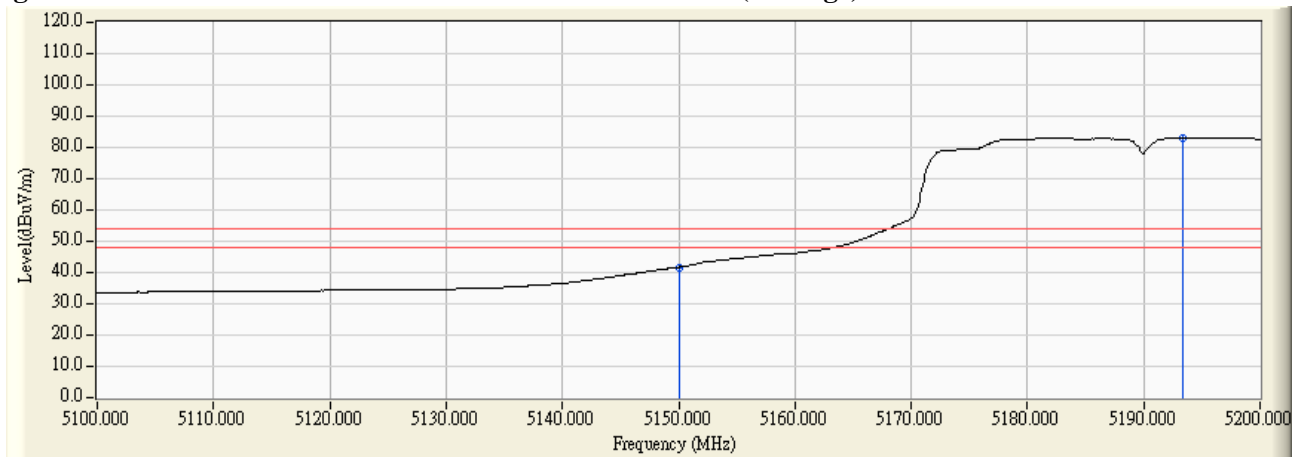


Figure Channel 38:

Horizontal (Average)



Note:

1. All readings above 1GHz are performed with peak and/or average measurements as necessary.
2. Peak measurements: RBW = 1MHz, VBW = 3 MHz, Sweep: Auto.
3. Average measurements: RBW = 1MHz, VBW = 10 Hz, Sweep: Auto.
4. “ * ”, means this data is the worst emission level.
5. Measurement Level = Reading Level + Correct Factor.
6. The average measurement was not performed when the peak measured data under the limit of average detection.

Product : Intel® Dual Band Wireless-AC 7260
 Test Item : Band Edge Data
 Test Site : No.3 OATS
 Test Mode : Mode 3: Transmit (802.11n-40BW 30Mbps)_ANT1) -Channel 38

RF Radiated Measurement (Vertical):

Channel No.	Frequency (MHz)	Correct Factor (dB)	Reading Level (dBuV)	Emission Level (dBuV/m)	Peak Limit (dBuV/m)	Average Limit (dBuV/m)	Result
38 (Peak)	5150.000	3.331	61.855	65.187	74.00	54.00	Pass
38 (Peak)	5198.400	3.561	97.985	101.547	--	--	--
38 (Average)	5150.000	3.331	45.752	49.084	74.00	54.00	Pass
38 (Average)	5193.500	3.538	86.586	90.124	--	--	--

Figure Channel 38: Vertical (Peak)

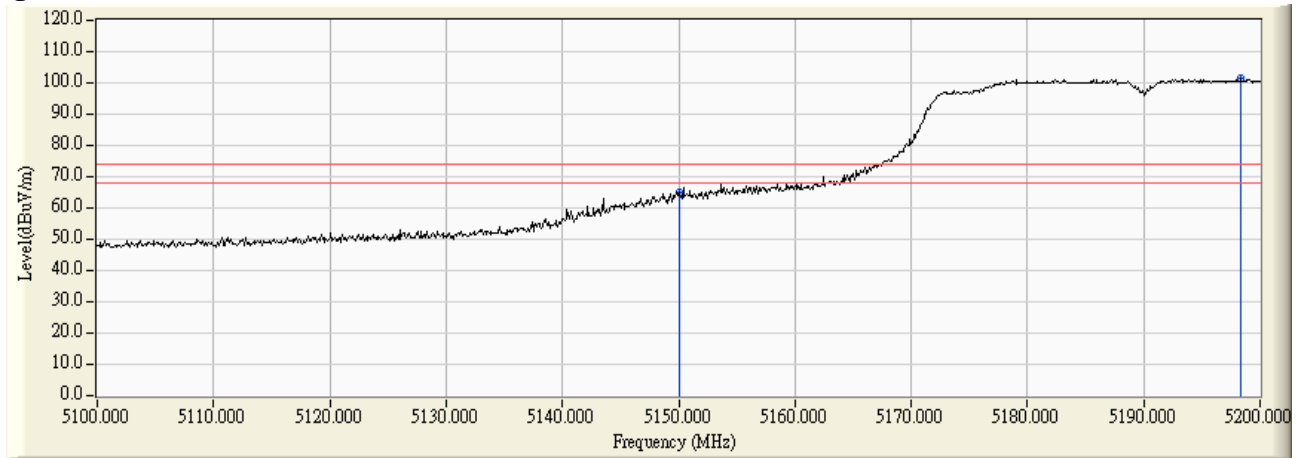
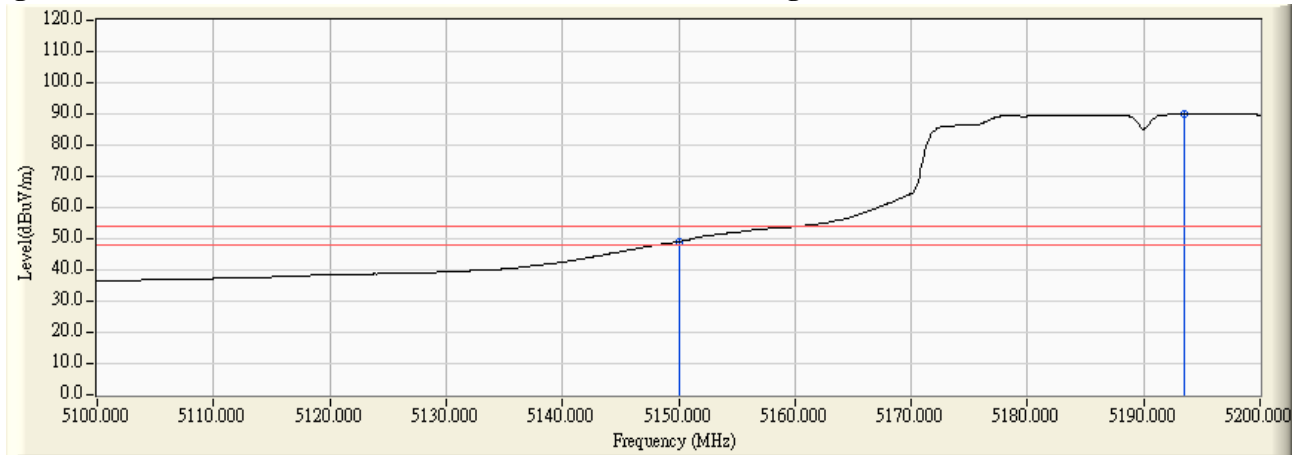


Figure Channel 38: Vertical (Average)



Note:

1. All readings above 1GHz are performed with peak and/or average measurements as necessary.
2. Peak measurements: RBW = 1MHz, VBW = 3 MHz, Sweep: Auto.
3. Average measurements: RBW = 1MHz, VBW = 10 Hz, Sweep: Auto.
4. “ * ”, means this data is the worst emission level.
5. Measurement Level = Reading Level + Correct Factor.
6. The average measurement was not performed when the peak measured data under the limit of average detection.

Product : Intel® Dual Band Wireless-AC 7260
 Test Item : Band Edge Data
 Test Site : No.3 OATS
 Test Mode : Mode 3: Transmit (802.11n-40BW 30Mbps)_ANT1) -Channel 62

RF Radiated Measurement (Horizontal):

Channel No.	Frequency (MHz)	Correct Factor (dB)	Reading Level (dBuV)	Emission Level (dBuV/m)	Peak Limit (dBuV/m)	Average Limit (dBuV/m)	Result
62 (Peak)	5303.000	3.676	92.677	96.352	--	--	--
62 (Peak)	5350.000	3.575	51.954	55.529	74.00	54.00	Pass
62 (Peak)	5353.200	3.561	56.141	59.701	74.00	54.00	Pass
62 (Average)	5303.300	3.674	81.433	85.108	--	--	--
62 (Average)	5350.000	3.575	39.785	43.360	74.00	54.00	Pass

Figure Channel 62: Horizontal (Peak)

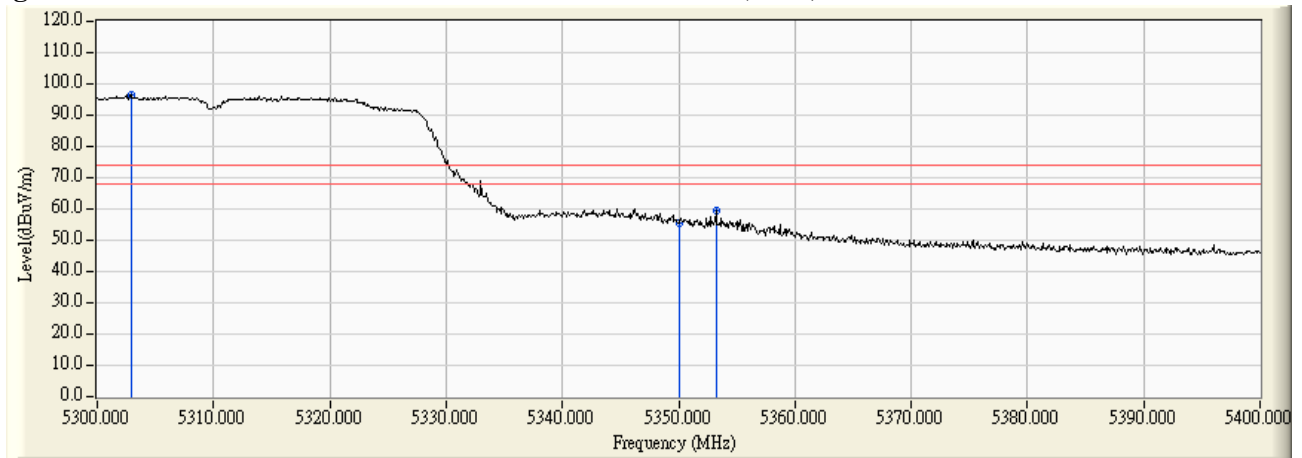
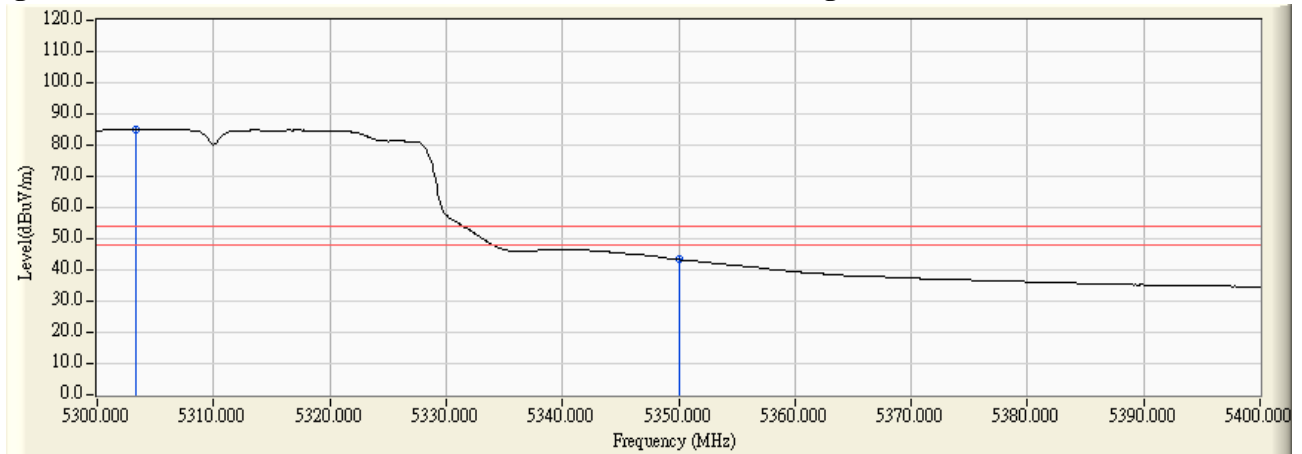


Figure Channel 62: Horizontal (Average)



Note:

1. All readings above 1GHz are performed with peak and/or average measurements as necessary.
2. Peak measurements: RBW = 1MHz, VBW = 3 MHz, Sweep: Auto.
3. Average measurements: RBW = 1MHz, VBW = 10 Hz, Sweep: Auto.
4. “ * ”, means this data is the worst emission level.
5. Measurement Level = Reading Level + Correct Factor.
6. The average measurement was not performed when the peak measured data under the limit of average detection.

Product : Intel® Dual Band Wireless-AC 7260
 Test Item : Band Edge Data
 Test Site : No.3 OATS
 Test Mode : Mode 3: Transmit (802.11n-40BW 30Mbps)_ANT1)-Channel 62

RF Radiated Measurement (Vertical):

Channel No.	Frequency (MHz)	Correct Factor (dB)	Reading Level (dBuV)	Emission Level (dBuV/m)	Peak Limit (dBuV/m)	Average Limit (dBuV/m)	Result
62 (Peak)	5301.500	3.872	99.623	103.495	--	--	--
62 (Peak)	5350.000	3.900	60.394	64.294	74.00	54.00	Pass
62 (Average)	5318.900	3.886	88.159	92.045	--	--	--
62 (Average)	5350.000	3.900	46.294	50.194	74.00	54.00	Pass

Figure Channel 62: Vertical (Peak)

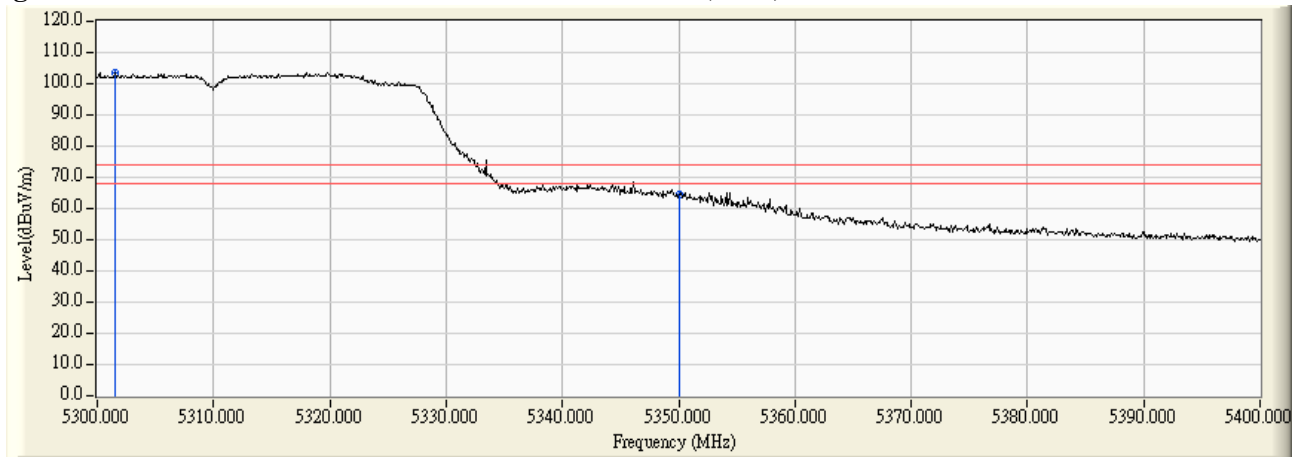
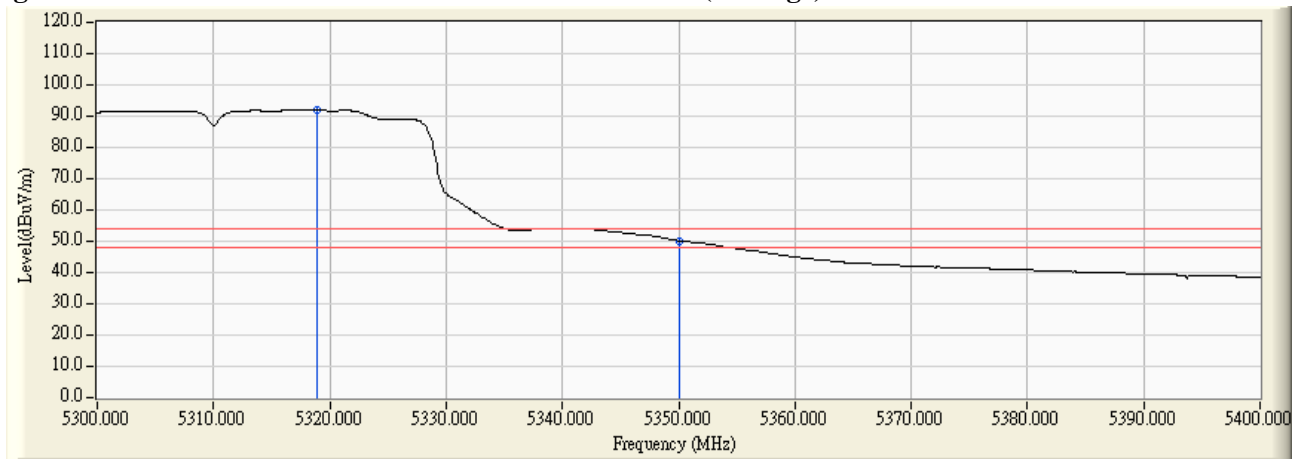


Figure Channel 62: Vertical (Average)



Note:

1. All readings above 1GHz are performed with peak and/or average measurements as necessary.
2. Peak measurements: RBW = 1MHz, VBW = 3 MHz, Sweep: Auto.
3. Average measurements: RBW = 1MHz, VBW = 10 Hz, Sweep: Auto.
4. “ * ”, means this data is the worst emission level.
5. Measurement Level = Reading Level + Correct Factor.
6. The average measurement was not performed when the peak measured data under the limit of average detection.

Product : Intel® Dual Band Wireless-AC 7260
 Test Item : Band Edge Data
 Test Site : No.3 OATS
 Test Mode : Mode 3: Transmit (802.11n-40BW 30Mbps)_ANT1)-Channel 102

RF Radiated Measurement (Horizontal):

Channel No.	Frequency (MHz)	Correct Factor (dB)	Reading Level (dBuV)	Emission Level (dBuV/m)	Peak Limit (dBuV/m)	Average Limit (dBuV/m)	Result
102 (Peak)	5459.800	3.771	47.304	51.076	74.00	54.00	Pass
102 (Peak)	5460.000	3.775	45.303	49.078	74.00	54.00	Pass
102 (Peak)	5502.500	4.512	89.871	94.383	--	--	--
102 (Average)	5460.000	3.775	33.792	37.567	74.00	54.00	Pass
102 (Average)	5501.300	4.496	78.334	82.830	--	--	--

Figure Channel 102: Horizontal (Peak)

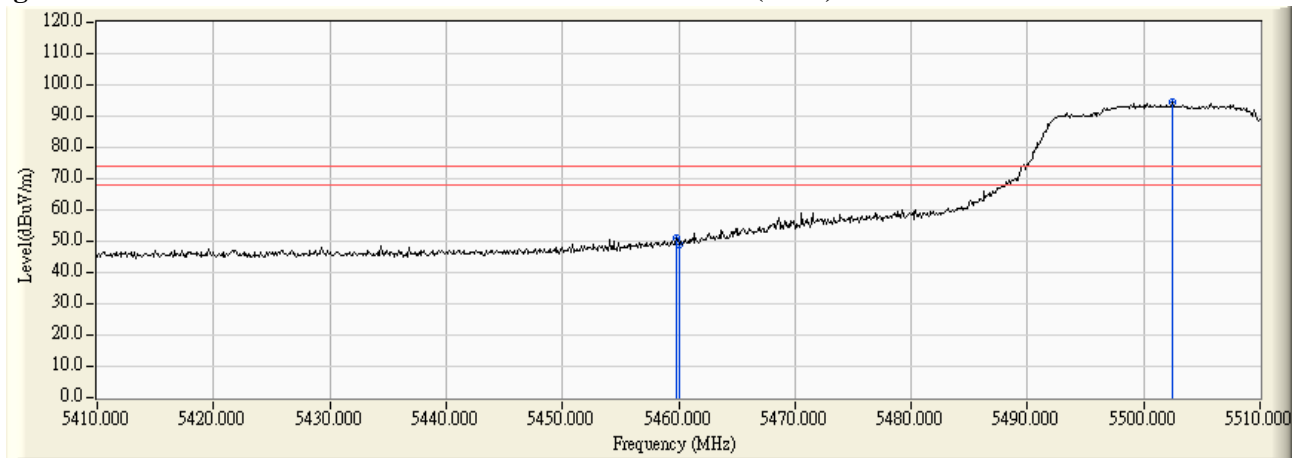
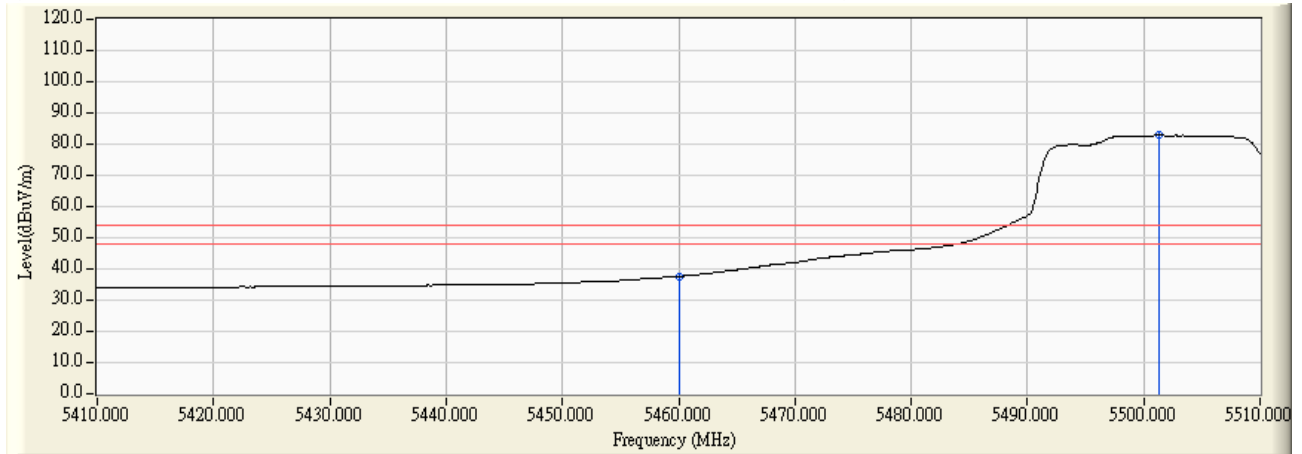


Figure Channel 102: Horizontal (Average)



Note:

1. All readings above 1GHz are performed with peak and/or average measurements as necessary.
2. Peak measurements: RBW = 1MHz, VBW = 3 MHz, Sweep: Auto.
3. Average measurements: RBW = 1MHz, VBW = 10 Hz, Sweep: Auto.
4. “ * ”, means this data is the worst emission level.
5. Measurement Level = Reading Level + Correct Factor.
6. The average measurement was not performed when the peak measured data under the limit of average detection.

Product : Intel® Dual Band Wireless-AC 7260
 Test Item : Band Edge Data
 Test Site : No.3 OATS
 Test Mode : Mode 3: Transmit (802.11n-40BW 30Mbps)_ANT1)-Channel 102

RF Radiated Measurement (Vertical):

Channel No.	Frequency (MHz)	Correct Factor (dB)	Reading Level (dBuV)	Emission Level (dBuV/m)	Peak Limit (dBuV/m)	Average Limit (dBuV/m)	Result
102 (Peak)	5460.000	3.934	53.576	57.511	74.00	54.00	Pass
102 (Peak)	5502.600	4.486	97.322	101.809	--	--	--
102 (Average)	5460.000	3.934	40.774	44.709	74.00	54.00	Pass
102 (Average)	5503.400	4.495	85.673	90.168	--	--	--

Figure Channel 102: Vertical (Peak)

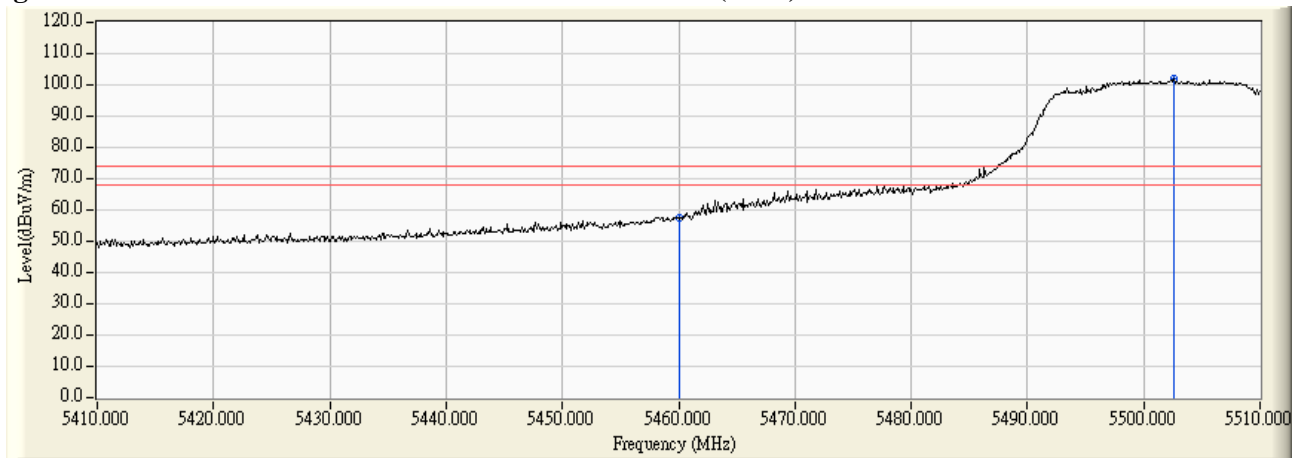
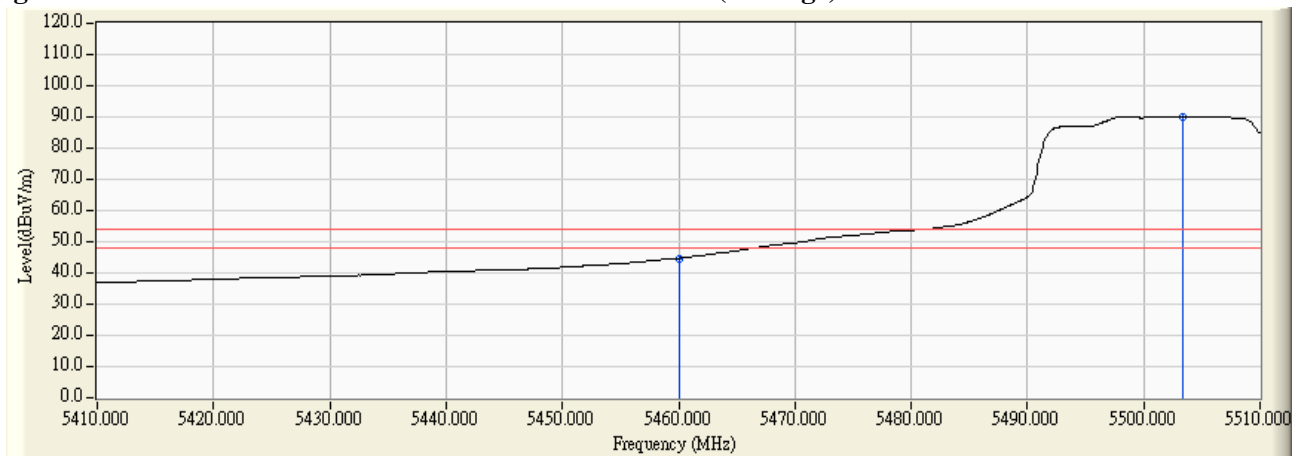


Figure Channel 102: Vertical (Average)



Note:

1. All readings above 1GHz are performed with peak and/or average measurements as necessary.
2. Peak measurements: RBW = 1MHz, VBW = 3 MHz, Sweep: Auto.
3. Average measurements: RBW = 1MHz, VBW = 10 Hz, Sweep: Auto.
4. “ * ”, means this data is the worst emission level.
5. Measurement Level = Reading Level + Correct Factor.
6. The average measurement was not performed when the peak measured data under the limit of average detection.

Product : Intel® Dual Band Wireless-AC 7260
 Test Item : Band Edge Data
 Test Site : No.3 OATS
 Test Mode : Mode 3: Transmit (802.11n-40BW 30Mbps)_ANT2) -Channel 38

RF Radiated Measurement (Horizontal):

Channel No.	Frequency (MHz)	Correct Factor (dB)	Reading Level (dBuV)	Emission Level (dBuV/m)	Peak Limit (dBuV/m)	Average Limit (dBuV/m)	Result
38 (Peak)	5149.200	2.799	56.126	58.925	74.00	54.00	Pass
38 (Peak)	5150.000	2.796	54.931	57.727	74.00	54.00	Pass
38 (Peak)	5200.000	2.643	92.700	95.344	--	--	--
38 (Average)	5150.000	2.796	40.905	43.701	74.00	54.00	Pass
38 (Average)	5197.400	2.639	81.162	83.801	--	--	--

Figure Channel 38: Horizontal (Peak)

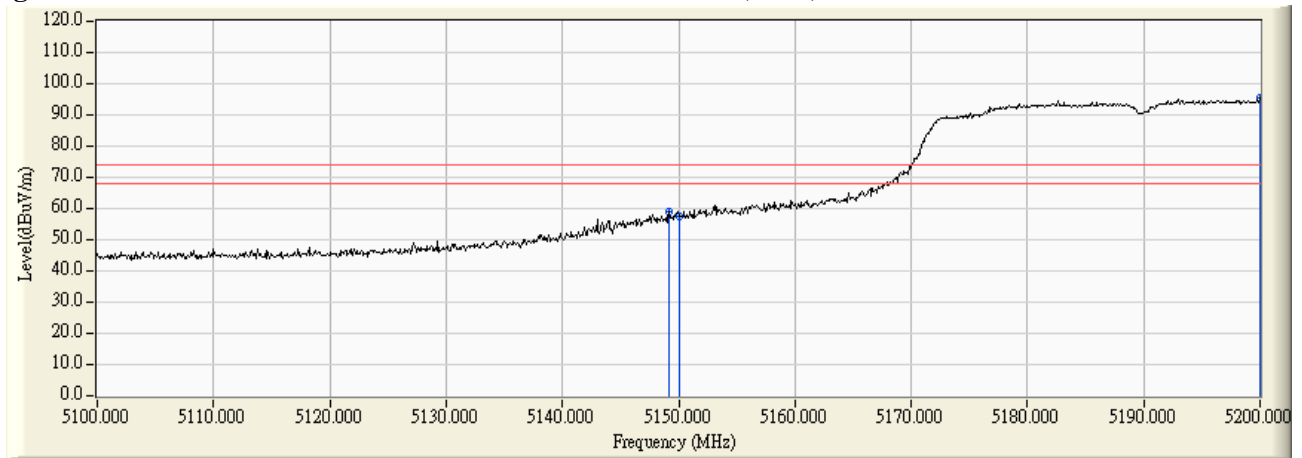
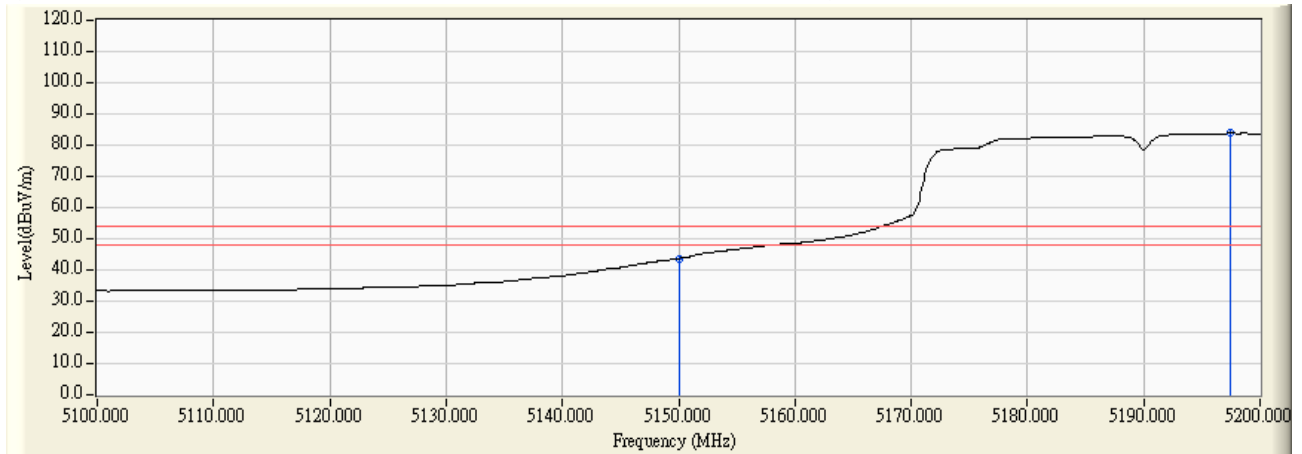


Figure Channel 38: Horizontal (Average)



Note:

1. All readings above 1GHz are performed with peak and/or average measurements as necessary.
2. Peak measurements: RBW = 1MHz, VBW = 3 MHz, Sweep: Auto.
3. Average measurements: RBW = 1MHz, VBW = 10 Hz, Sweep: Auto.
4. “ * ”, means this data is the worst emission level.
5. Measurement Level = Reading Level + Correct Factor.
6. The average measurement was not performed when the peak measured data under the limit of average detection.

Product : Intel® Dual Band Wireless-AC 7260
 Test Item : Band Edge Data
 Test Site : No.3 OATS
 Test Mode : Mode 3: Transmit (802.11n-40BW 30Mbps)_ANT2) -Channel 38

RF Radiated Measurement (Vertical):

Channel No.	Frequency (MHz)	Correct Factor (dB)	Reading Level (dBuV)	Emission Level (dBuV/m)	Peak Limit (dBuV/m)	Average Limit (dBuV/m)	Result
38 (Peak)	5148.400	3.324	60.736	64.060	74.00	54.00	Pass
38 (Peak)	5150.000	3.331	57.046	60.378	74.00	54.00	Pass
38 (Peak)	5193.700	3.539	94.500	98.039	--	--	--
38 (Average)	5150.000	3.331	43.230	46.562	74.00	54.00	Pass
38 (Average)	5198.800	3.564	83.175	86.739	--	--	--

Figure Channel 38: Vertical (Peak)

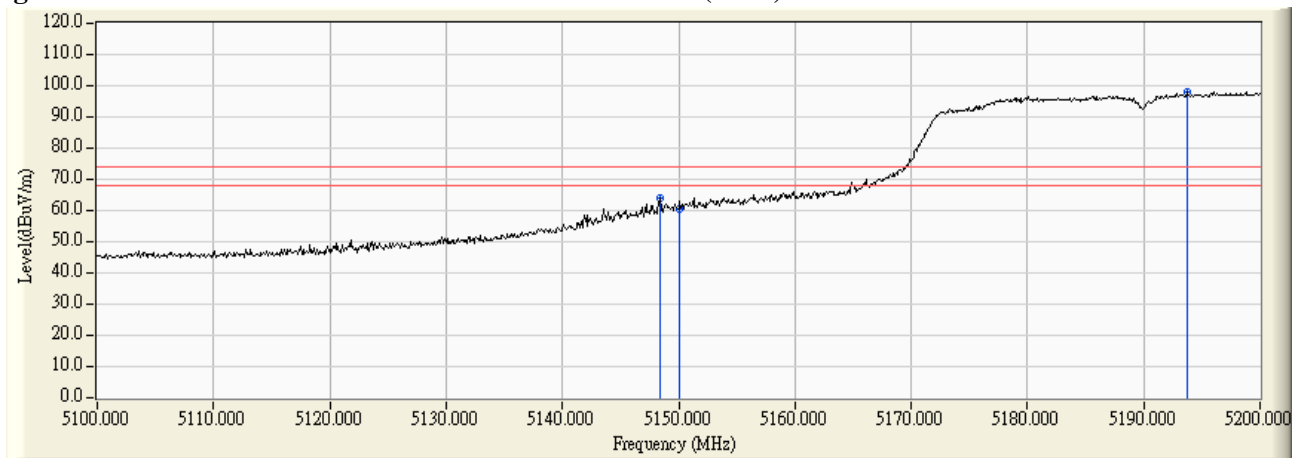
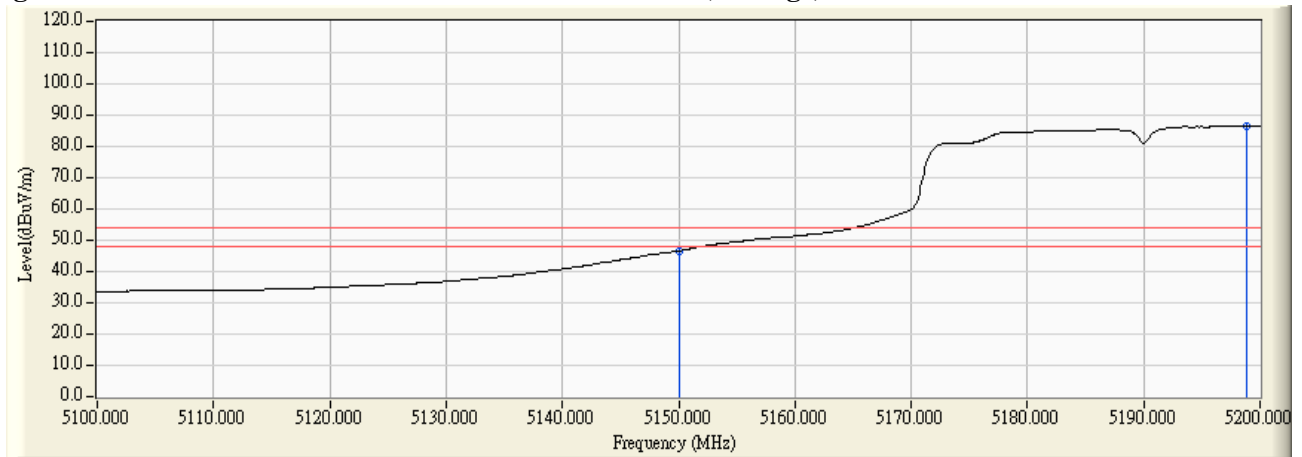


Figure Channel 38: Vertical (Average)



Note:

1. All readings above 1GHz are performed with peak and/or average measurements as necessary.
2. Peak measurements: RBW = 1MHz, VBW = 3 MHz, Sweep: Auto.
3. Average measurements: RBW = 1MHz, VBW = 10 Hz, Sweep: Auto.
4. “ * ”, means this data is the worst emission level.
5. Measurement Level = Reading Level + Correct Factor.
6. The average measurement was not performed when the peak measured data under the limit of average detection.

Product : Intel® Dual Band Wireless-AC 7260
 Test Item : Band Edge Data
 Test Site : No.3 OATS
 Test Mode : Mode 3: Transmit (802.11n-40BW 30Mbps)_ANT2) -Channel 62

RF Radiated Measurement (Horizontal):

Channel No.	Frequency (MHz)	Correct Factor (dB)	Reading Level (dBuV)	Emission Level (dBuV/m)	Peak Limit (dBuV/m)	Average Limit (dBuV/m)	Result
62 (Peak)	5300.800	3.677	92.868	96.545	--	--	--
62 (Peak)	5350.000	3.575	47.320	50.895	74.00	54.00	Pass
62 (Peak)	5352.300	3.567	48.613	52.180	74.00	54.00	Pass
62 (Average)	5301.500	3.679	81.645	85.323	--	--	--
62 (Average)	5350.000	3.575	35.012	38.587	74.00	54.00	Pass

Figure Channel 62: Horizontal (Peak)

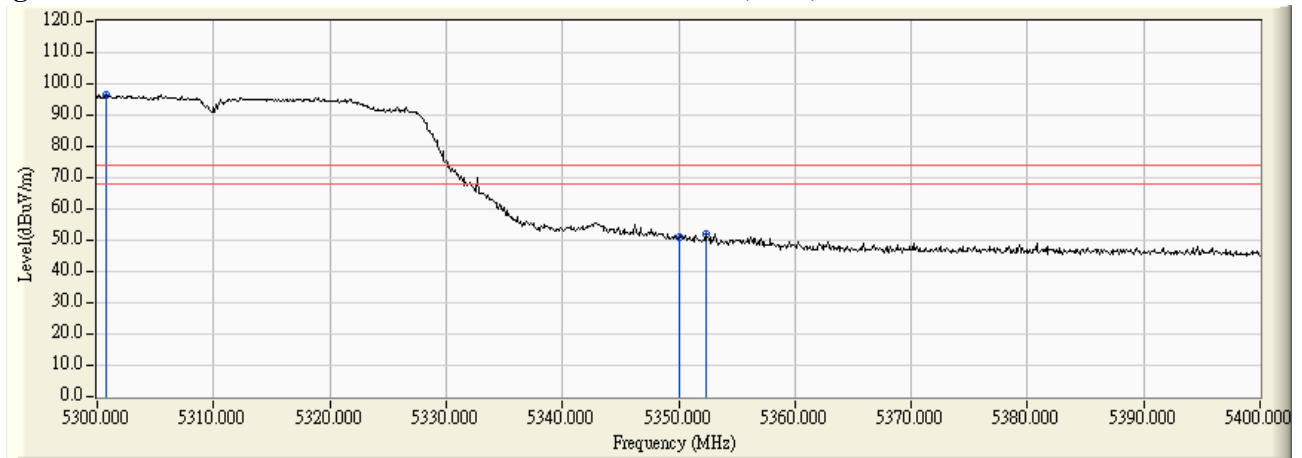
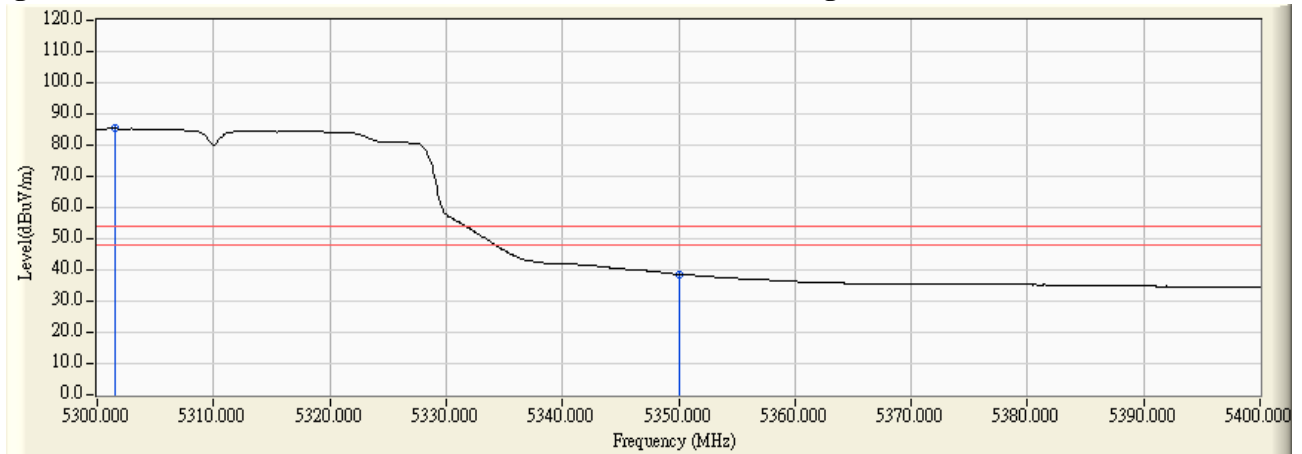


Figure Channel 62: Horizontal (Average)



Note:

1. All readings above 1GHz are performed with peak and/or average measurements as necessary.
2. Peak measurements: RBW = 1MHz, VBW = 3 MHz, Sweep: Auto.
3. Average measurements: RBW = 1MHz, VBW = 10 Hz, Sweep: Auto.
4. “ * ”, means this data is the worst emission level.
5. Measurement Level = Reading Level + Correct Factor.
6. The average measurement was not performed when the peak measured data under the limit of average detection.

Product : Intel® Dual Band Wireless-AC 7260
 Test Item : Band Edge Data
 Test Site : No.3 OATS
 Test Mode : Mode 3: Transmit (802.11n-40BW 30Mbps)_ANT2) -Channel 62

RF Radiated Measurement (Vertical):

Channel No.	Frequency (MHz)	Correct Factor (dB)	Reading Level (dBUV)	Emission Level (dBUV/m)	Peak Limit (dBUV/m)	Average Limit (dBUV/m)	Result
62 (Peak)	5305.700	3.875	95.460	99.335	--	--	--
62 (Peak)	5350.000	3.900	50.322	54.222	74.00	54.00	Pass
62 (Peak)	5355.400	3.883	51.507	55.390	74.00	54.00	Pass
62 (Average)	5301.500	3.872	84.346	88.218	--	--	--
62 (Average)	5350.000	3.900	37.786	41.686	74.00	54.00	Pass

Figure Channel 62: Vertical (Peak)

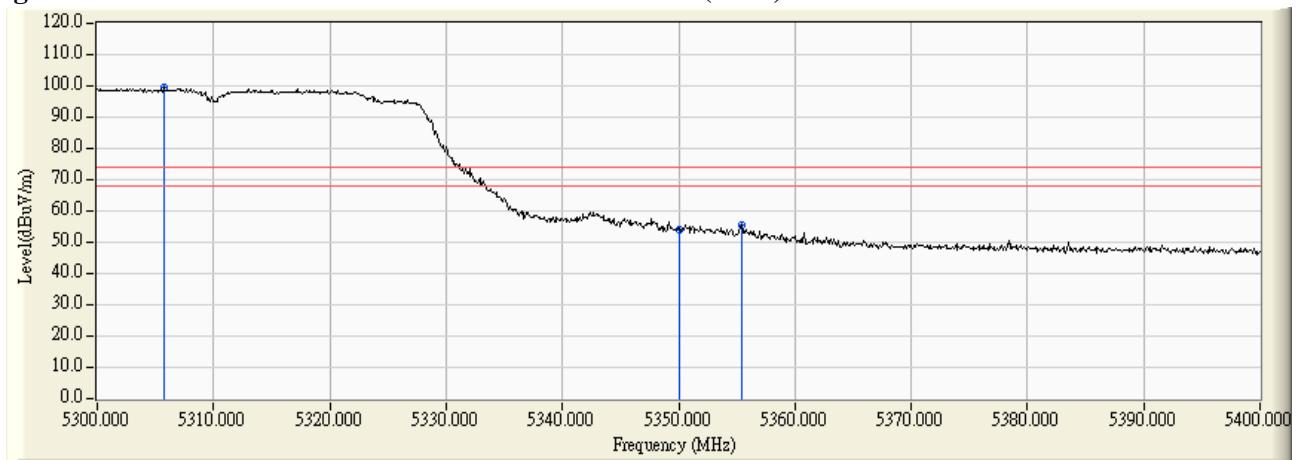
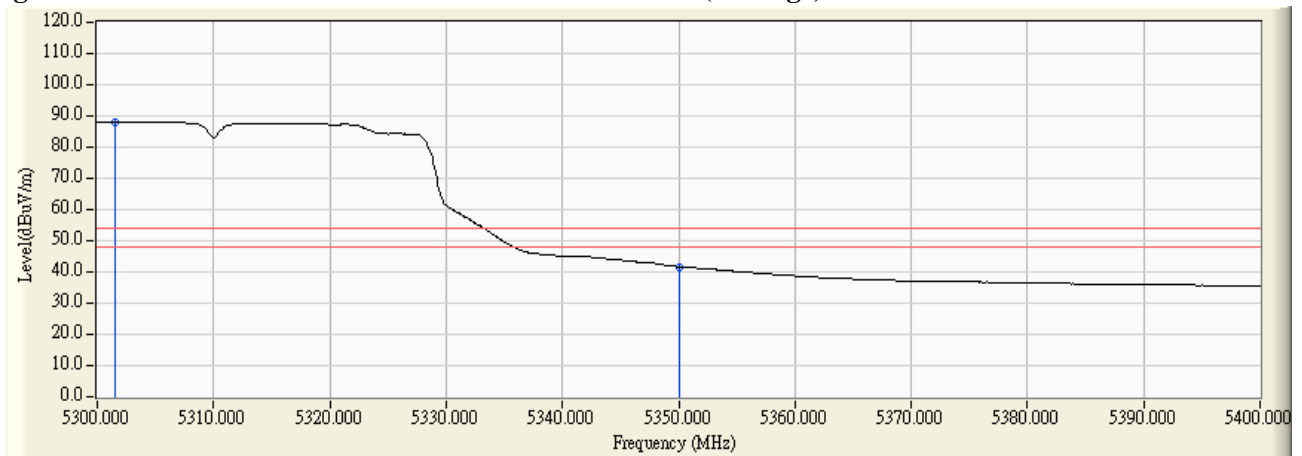


Figure Channel 62: Vertical (Average)



Note:

1. All readings above 1GHz are performed with peak and/or average measurements as necessary.
2. Peak measurements: RBW = 1MHz, VBW = 3 MHz, Sweep: Auto.
3. Average measurements: RBW = 1MHz, VBW = 10 Hz, Sweep: Auto.
4. “ * ”, means this data is the worst emission level.
5. Measurement Level = Reading Level + Correct Factor.
6. The average measurement was not performed when the peak measured data under the limit of average detection.

Product : Intel® Dual Band Wireless-AC 7260
 Test Item : Band Edge Data
 Test Site : No.3 OATS
 Test Mode : Mode 3: Transmit (802.11n-40BW 30Mbps)_ANT2) -Channel 102

RF Radiated Measurement (Horizontal):

Channel No.	Frequency (MHz)	Correct Factor (dB)	Reading Level (dBuV)	Emission Level (dBuV/m)	Peak Limit (dBuV/m)	Average Limit (dBuV/m)	Result
102 (Peak)	5458.100	3.739	50.553	54.291	74.00	54.00	Pass
102 (Peak)	5460.000	3.775	48.905	52.680	74.00	54.00	Pass
102 (Peak)	5501.300	4.496	93.366	97.862	--	--	--
102 (Average)	5460.000	3.775	37.555	41.330	74.00	54.00	Pass
102 (Average)	5506.600	4.545	81.967	86.512	--	--	--

Figure Channel 102: Horizontal (Peak)

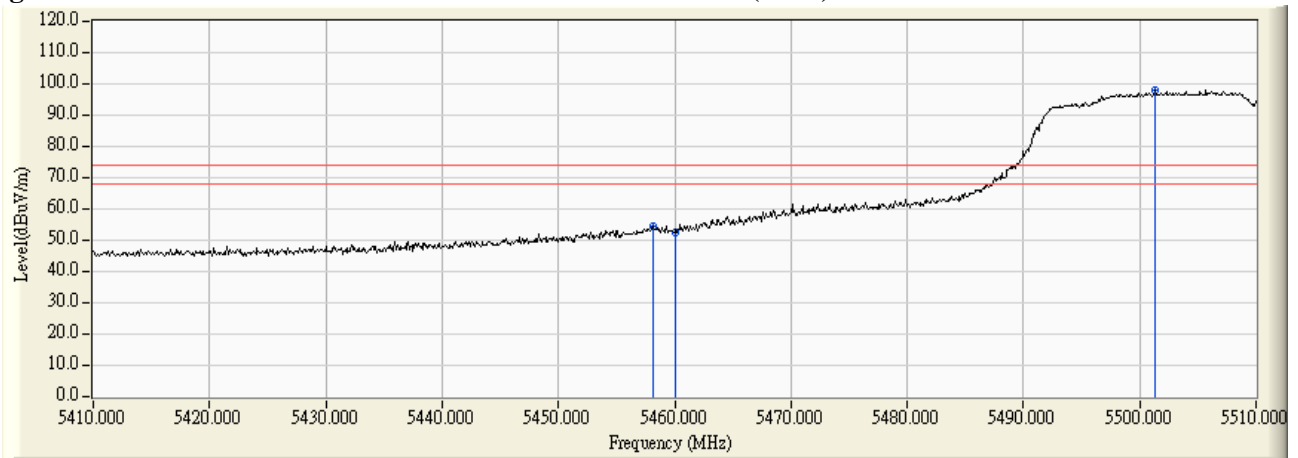
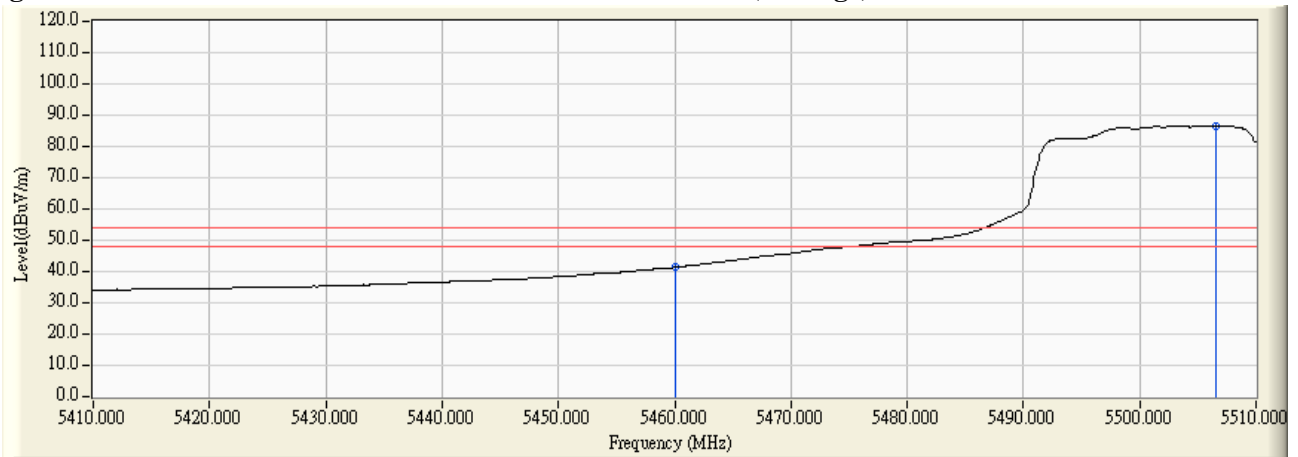


Figure Channel 102: Horizontal (Average)



Note:

1. All readings above 1GHz are performed with peak and/or average measurements as necessary.
2. Peak measurements: RBW = 1MHz, VBW = 3 MHz, Sweep: Auto.
3. Average measurements: RBW = 1MHz, VBW = 10 Hz, Sweep: Auto.
4. “ * ”, means this data is the worst emission level.
5. Measurement Level = Reading Level + Correct Factor.
6. The average measurement was not performed when the peak measured data under the limit of average detection.

Product : Intel® Dual Band Wireless-AC 7260
 Test Item : Band Edge Data
 Test Site : No.3 OATS
 Test Mode : Mode 3: Transmit (802.11n-40BW 30Mbps)_ANT2) -Channel 102

RF Radiated Measurement (Vertical):

Channel No.	Frequency (MHz)	Correct Factor (dB)	Reading Level (dBuV)	Emission Level (dBuV/m)	Peak Limit (dBuV/m)	Average Limit (dBuV/m)	Result
102 (Peak)	5460.000	3.934	52.592	56.527	74.00	54.00	Pass
102 (Peak)	5500.200	4.461	96.411	100.873	--	--	--
102 (Average)	5460.000	3.934	39.583	43.518	74.00	54.00	Pass
102 (Average)	5503.400	4.495	85.029	89.524	--	--	--

Figure Channel 102: Vertical (Peak)

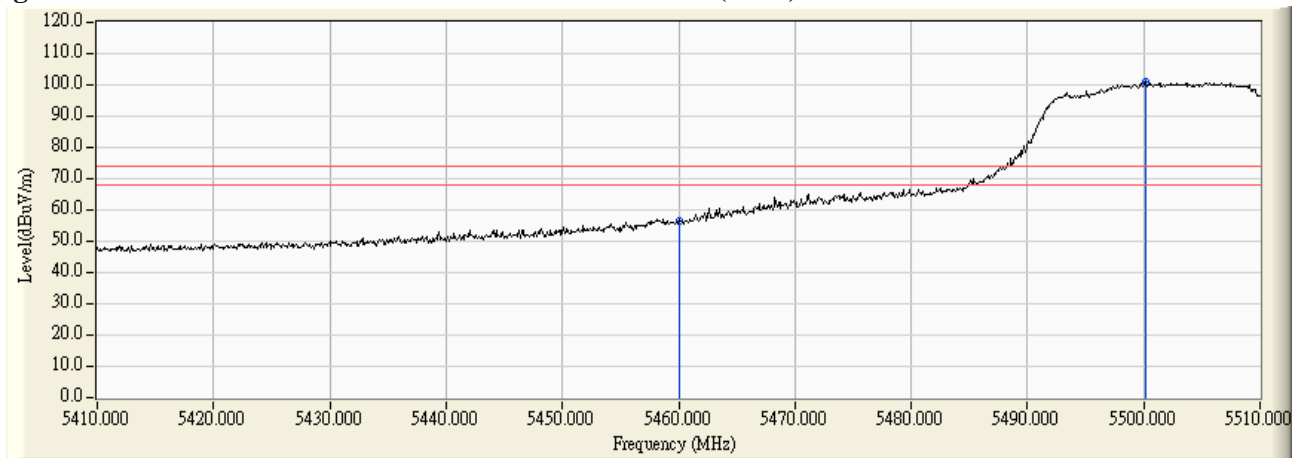
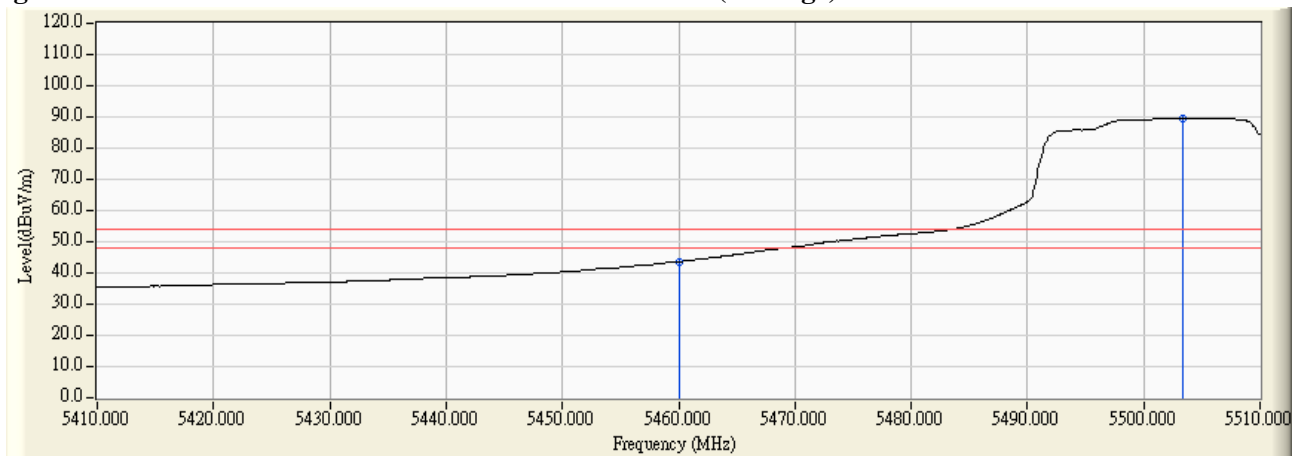


Figure Channel 102: Vertical (Average)



Note:

1. All readings above 1GHz are performed with peak and/or average measurements as necessary.
2. Peak measurements: RBW = 1MHz, VBW = 3 MHz, Sweep: Auto.
3. Average measurements: RBW = 1MHz, VBW = 10 Hz, Sweep: Auto.
4. “ * ”, means this data is the worst emission level.
5. Measurement Level = Reading Level + Correct Factor.
6. The average measurement was not performed when the peak measured data under the limit of average detection.

Product : Intel® Dual Band Wireless-AC 7260
 Test Item : Band Edge Data
 Test Site : No.3 OATS
 Test Mode : Mode 3: Transmit (802.11n-40BW 30Mbps)_ANT1+ANT2) -Channel 38

RF Radiated Measurement (Horizontal):

Channel No.	Frequency (MHz)	Correct Factor (dB)	Reading Level (dBuV)	Emission Level (dBuV/m)	Peak Limit (dBuV/m)	Average Limit (dBuV/m)	Result
38 (Peak)	5150.000	2.796	46.798	49.594	74.00	54.00	Pass
38 (Peak)	5180.100	2.695	89.246	91.941	--	--	--
38 (Average)	5150.000	2.796	33.243	36.039	74.00	54.00	Pass
38 (Average)	5183.100	2.686	75.789	78.474	--	--	--

Figure Channel 38: Horizontal (Peak)

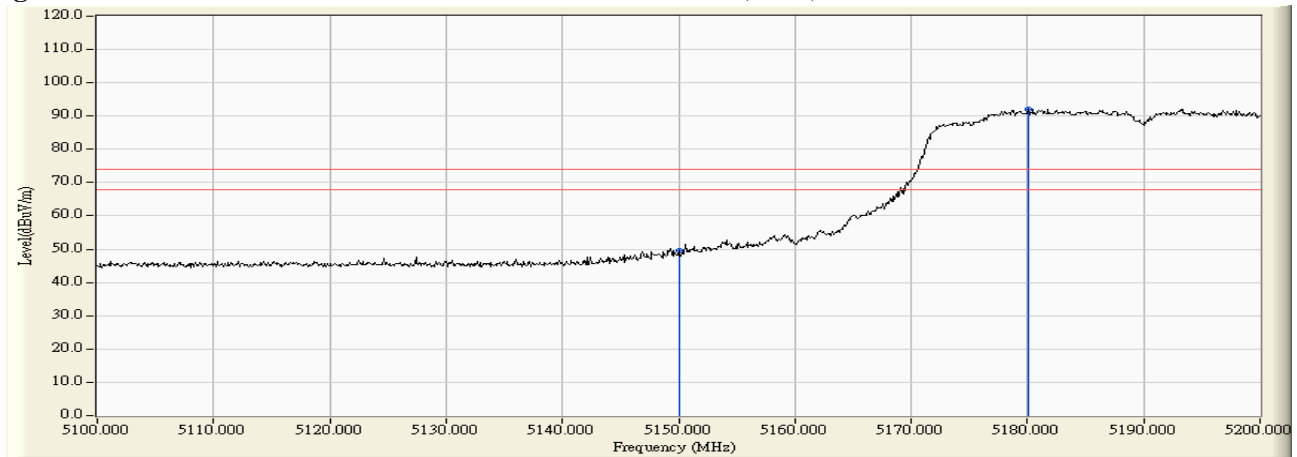
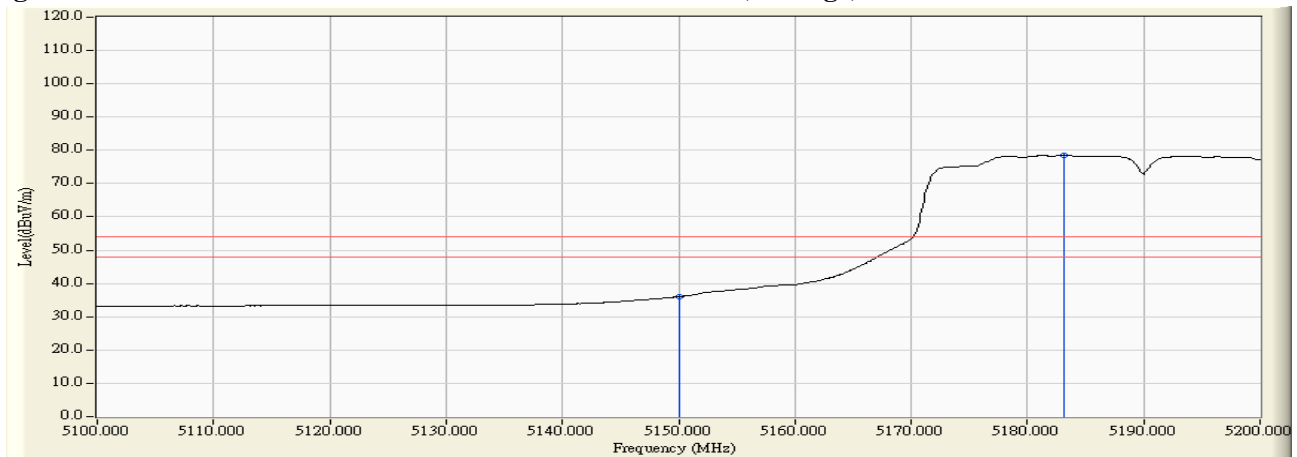


Figure Channel 38: Horizontal (Average)



Note:

1. All readings above 1GHz are performed with peak and/or average measurements as necessary.
2. Peak measurements: RBW = 1MHz, VBW = 3 MHz, Sweep: Auto.
3. Average measurements: RBW = 1MHz, VBW = 10 Hz, Sweep: Auto.
4. “ * ”, means this data is the worst emission level.
5. Measurement Level = Reading Level + Correct Factor.
6. The average measurement was not performed when the peak measured data under the limit of average detection.

Product : Intel® Dual Band Wireless-AC 7260
 Test Item : Band Edge Data
 Test Site : No.3 OATS
 Test Mode : Mode 3: Transmit (802.11n-40BW 30Mbps)_ANT1+ANT2) -Channel 38

RF Radiated Measurement (Vertical):

Channel No.	Frequency (MHz)	Correct Factor (dB)	Reading Level (dBuV)	Emission Level (dBuV/m)	Peak Limit (dBuV/m)	Average Limit (dBuV/m)	Result
38 (Peak)	5148.700	3.325	52.442	55.767	74.00	54.00	Pass
38 (Peak)	5150.000	3.331	51.463	54.795	74.00	54.00	Pass
38 (Peak)	5197.500	3.557	96.040	99.597	--	--	--
38 (Average)	5150.000	3.331	37.407	40.739	74.00	54.00	Pass
38 (Average)	5198.700	3.564	81.404	84.967	--	--	--

Figure Channel 38: Vertical (Peak)

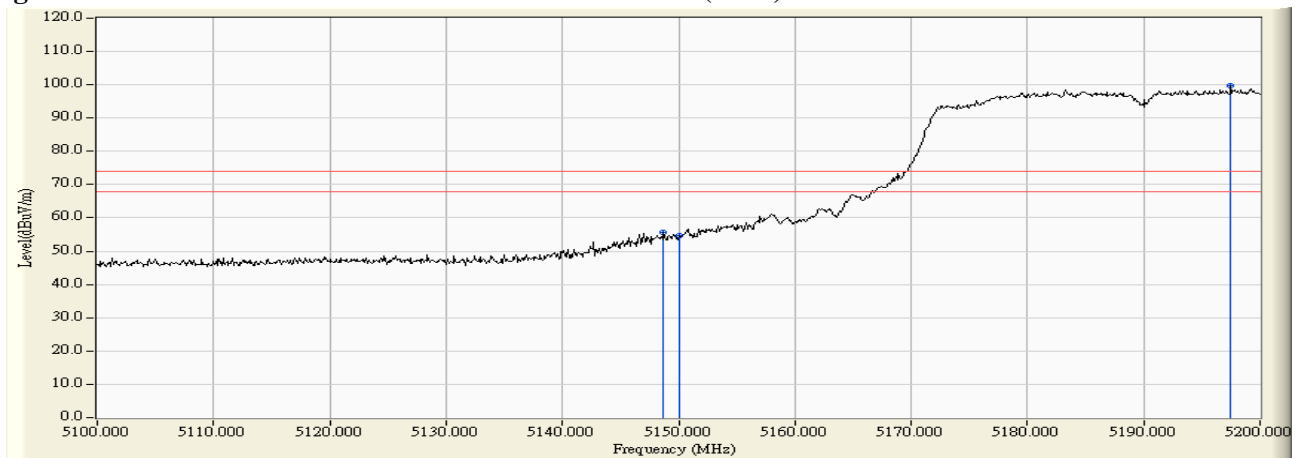
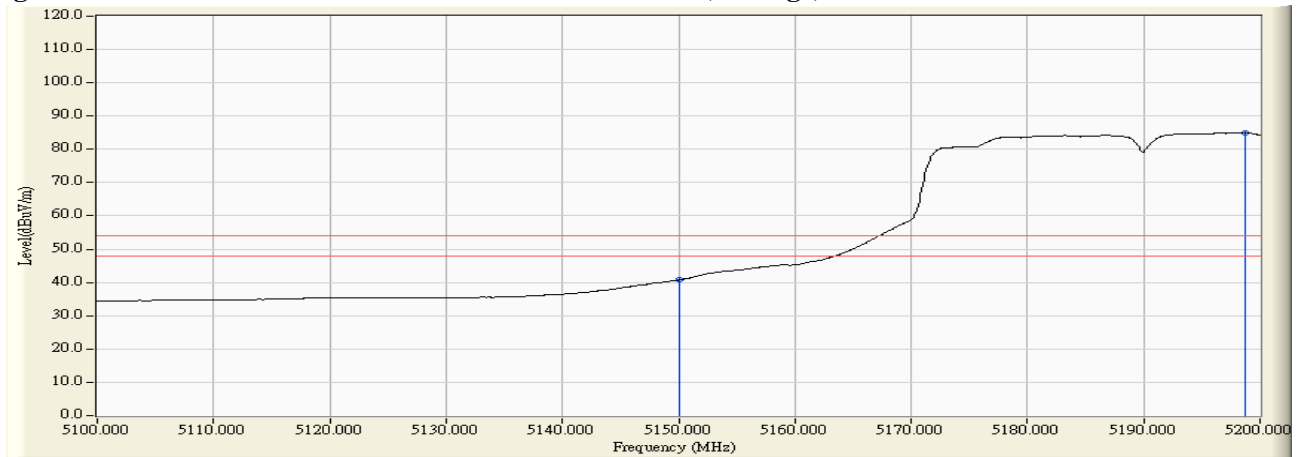


Figure Channel 38: Vertical (Average)



Note:

1. All readings above 1GHz are performed with peak and/or average measurements as necessary.
2. Peak measurements: RBW = 1MHz, VBW = 3 MHz, Sweep: Auto.
3. Average measurements: RBW = 1MHz, VBW = 10 Hz, Sweep: Auto.
4. “ * ”, means this data is the worst emission level.
5. Measurement Level = Reading Level + Correct Factor.
6. The average measurement was not performed when the peak measured data under the limit of average detection.

Product : Intel® Dual Band Wireless-AC 7260
 Test Item : Band Edge Data
 Test Site : No.3 OATS
 Test Mode : Mode 3: Transmit (802.11n-40BW 30Mbps)_ANT1+ANT2) -Channel 62

RF Radiated Measurement (Horizontal):

Channel No.	Frequency (MHz)	Correct Factor (dB)	Reading Level (dBuV)	Emission Level (dBuV/m)	Peak Limit (dBuV/m)	Average Limit (dBuV/m)	Result
62 (Peak)	5303.300	3.674	90.042	93.717	--	--	--
62 (Peak)	5350.000	3.575	44.823	48.398	74.00	54.00	Pass
62 (Peak)	5351.900	3.569	45.735	49.305	74.00	54.00	Pass
62 (Average)	5303.300	3.674	76.307	79.982	--	--	--
62 (Average)	5350.000	3.575	32.291	35.866	74.00	54.00	Pass

Figure Channel 62: Horizontal (Peak)

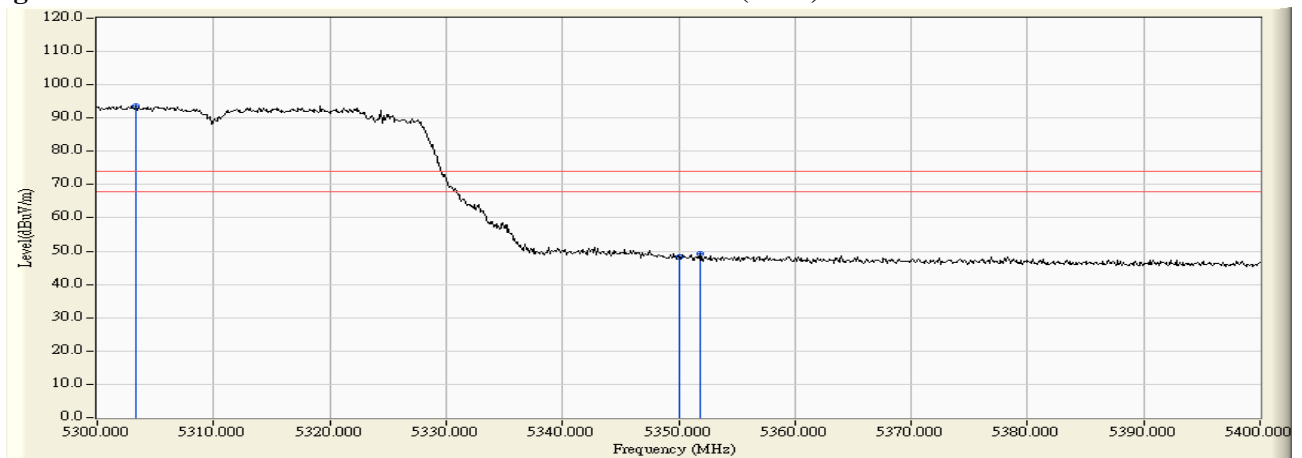
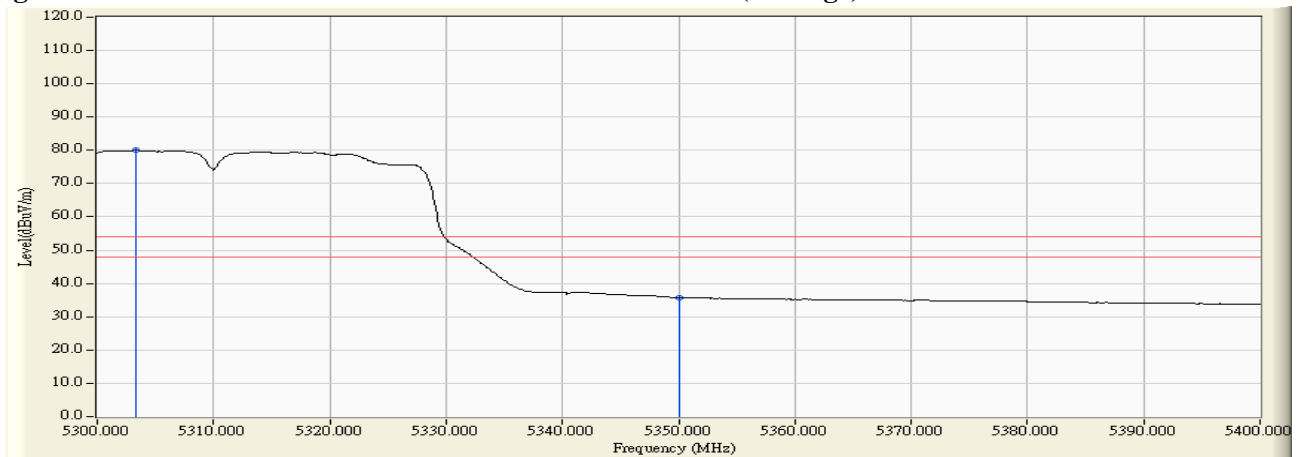


Figure Channel 62: Horizontal (Average)



Note:

1. All readings above 1GHz are performed with peak and/or average measurements as necessary.
2. Peak measurements: RBW = 1MHz, VBW = 3 MHz, Sweep: Auto.
3. Average measurements: RBW = 1MHz, VBW = 10 Hz, Sweep: Auto.
4. “ * ”, means this data is the worst emission level.
5. Measurement Level = Reading Level + Correct Factor.
6. The average measurement was not performed when the peak measured data under the limit of average detection.

Product : Intel® Dual Band Wireless-AC 7260
 Test Item : Band Edge Data
 Test Site : No.3 OATS
 Test Mode : Mode 3: Transmit (802.11n-40BW 30Mbps)_ANT1+ANT2) -Channel 62

RF Radiated Measurement (Vertical):

Channel No.	Frequency (MHz)	Correct Factor (dB)	Reading Level (dBuV)	Emission Level (dBuV/m)	Peak Limit (dBuV/m)	Average Limit (dBuV/m)	Result
62 (Peak)	5317.500	3.885	97.758	101.643	--	--	--
62 (Peak)	5350.000	3.900	48.410	52.310	74.00	54.00	Pass
62 (Peak)	5351.200	3.901	50.192	54.092	74.00	54.00	Pass
62 (Average)	5303.200	3.873	83.466	87.339	--	--	--
62 (Average)	5350.000	3.900	36.364	40.264	74.00	54.00	Pass

Figure Channel 62: Vertical (Peak)

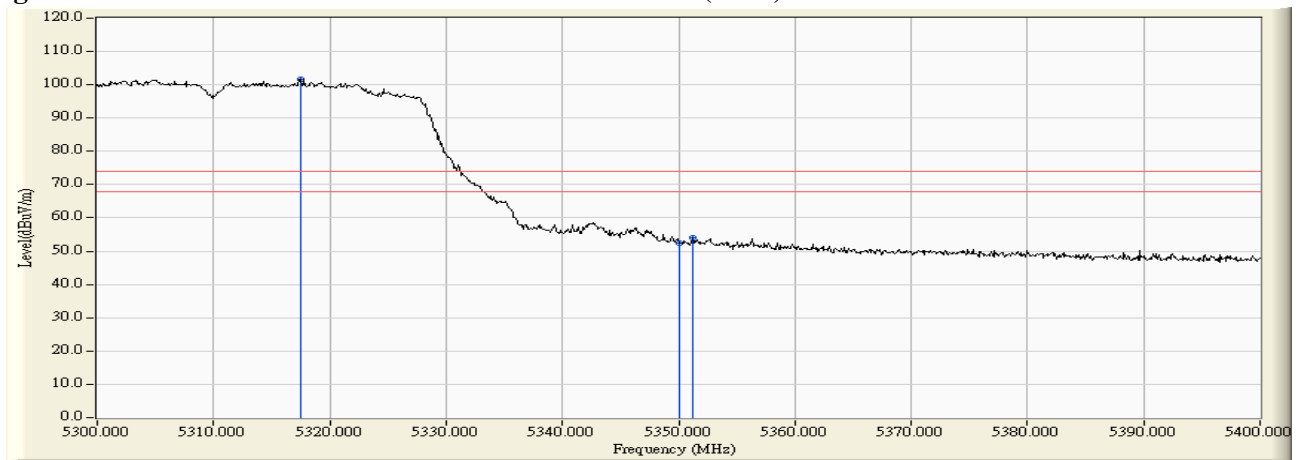
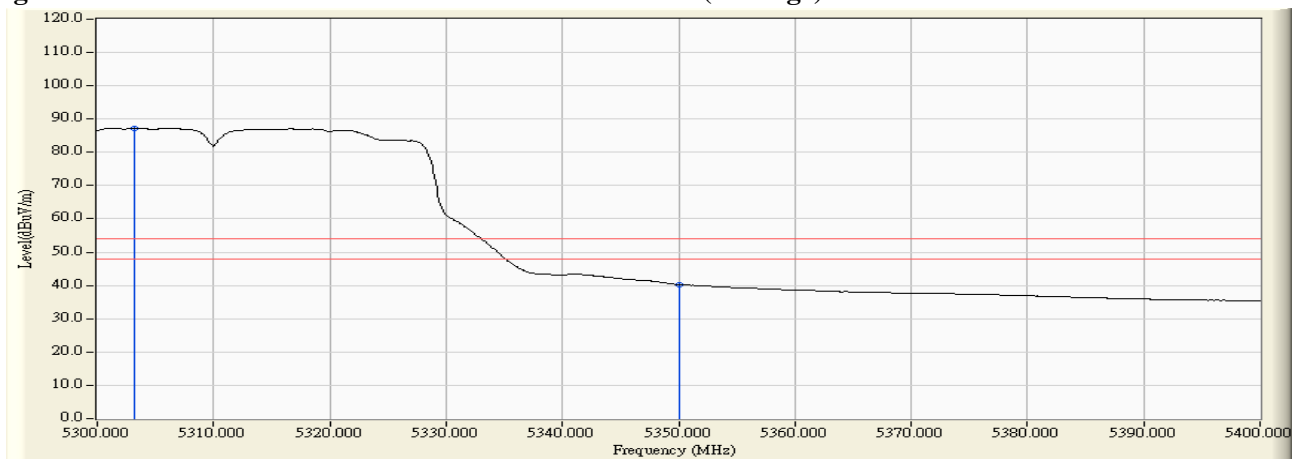


Figure Channel 62: Vertical (Average)



Note:

1. All readings above 1GHz are performed with peak and/or average measurements as necessary.
2. Peak measurements: RBW = 1MHz, VBW = 3 MHz, Sweep: Auto.
3. Average measurements: RBW = 1MHz, VBW = 10 Hz, Sweep: Auto.
4. “ * ”, means this data is the worst emission level.
5. Measurement Level = Reading Level + Correct Factor.
6. The average measurement was not performed when the peak measured data under the limit of average detection.

Product : Intel® Dual Band Wireless-AC 7260
 Test Item : Band Edge Data
 Test Site : No.3 OATS
 Test Mode : Mode 3: Transmit (802.11n-40BW 30Mbps)_ANT1+ANT2) -Channel 102

RF Radiated Measurement (Horizontal):

Channel No.	Frequency (MHz)	Correct Factor (dB)	Reading Level (dBuV)	Emission Level (dBuV/m)	Peak Limit (dBuV/m)	Average Limit (dBuV/m)	Result
102 (Peak)	5458.700	3.750	46.525	50.275	74.00	54.00	Pass
102 (Peak)	5460.000	3.775	44.293	48.068	74.00	54.00	Pass
102 (Peak)	5505.000	4.546	93.235	97.781	--	--	--
102 (Average)	5460.000	3.775	33.046	36.821	74.00	54.00	Pass
102 (Average)	5507.000	4.544	79.581	84.125	--	--	--

Figure Channel 102: Horizontal (Peak)

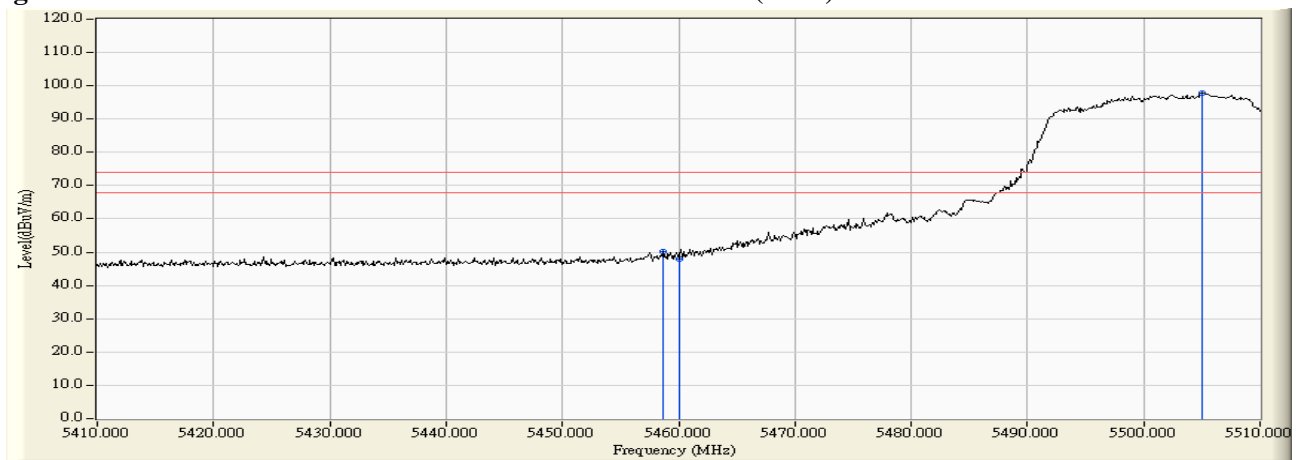
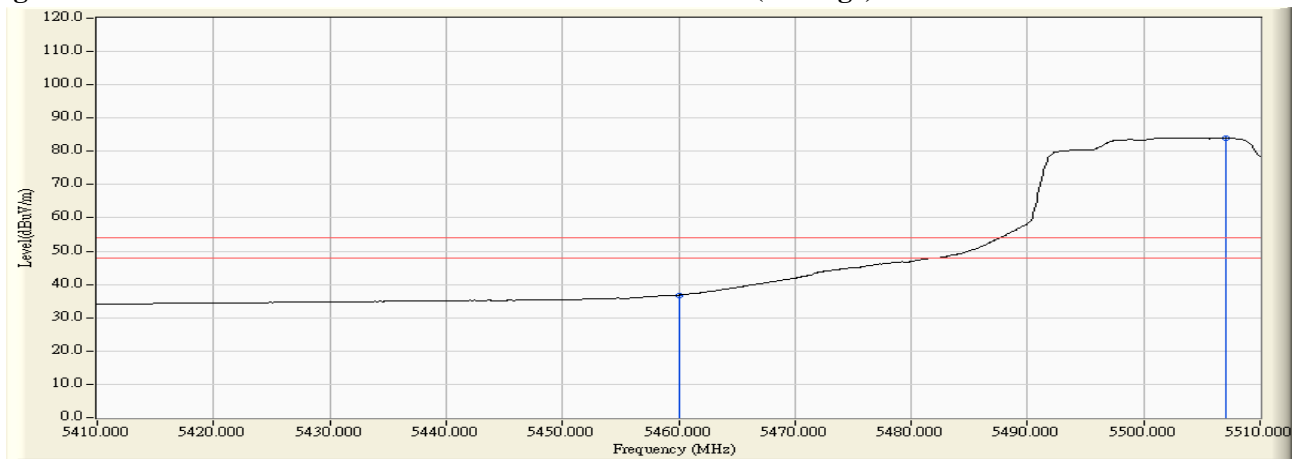


Figure Channel 102: Horizontal (Average)



Note:

1. All readings above 1GHz are performed with peak and/or average measurements as necessary.
2. Peak measurements: RBW = 1MHz, VBW = 3 MHz, Sweep: Auto.
3. Average measurements: RBW = 1MHz, VBW = 10 Hz, Sweep: Auto.
4. “ * ”, means this data is the worst emission level.
5. Measurement Level = Reading Level + Correct Factor.
6. The average measurement was not performed when the peak measured data under the limit of average detection.

Product : Intel® Dual Band Wireless-AC 7260
 Test Item : Band Edge Data
 Test Site : No.3 OATS
 Test Mode : Mode 3: Transmit (802.11n-40BW 30Mbps)_ANT1+ANT2) -Channel 102

RF Radiated Measurement (Vertical):

Channel No.	Frequency (MHz)	Correct Factor (dB)	Reading Level (dBuV)	Emission Level (dBuV/m)	Peak Limit (dBuV/m)	Average Limit (dBuV/m)	Result
102 (Peak)	5457.500	3.899	49.639	53.538	74.00	54.00	Pass
102 (Peak)	5460.000	3.934	47.652	51.587	74.00	54.00	Pass
102 (Peak)	5505.000	4.511	96.008	100.519	--	--	--
102 (Average)	5460.000	3.934	35.560	39.495	74.00	54.00	Pass
102 (Average)	5501.200	4.472	81.947	86.419	--	--	--

Figure Channel 102: Vertical (Peak)

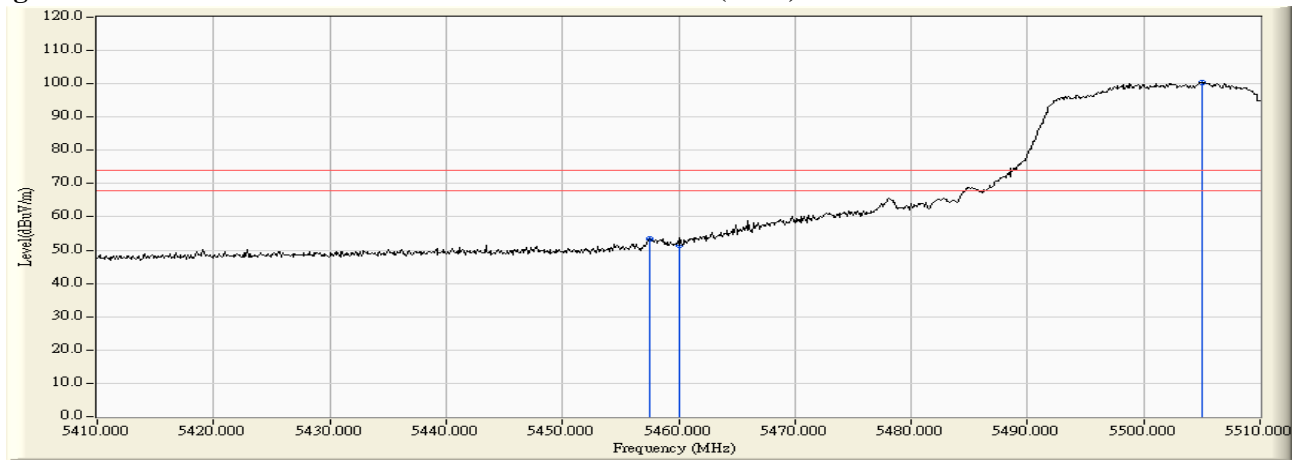
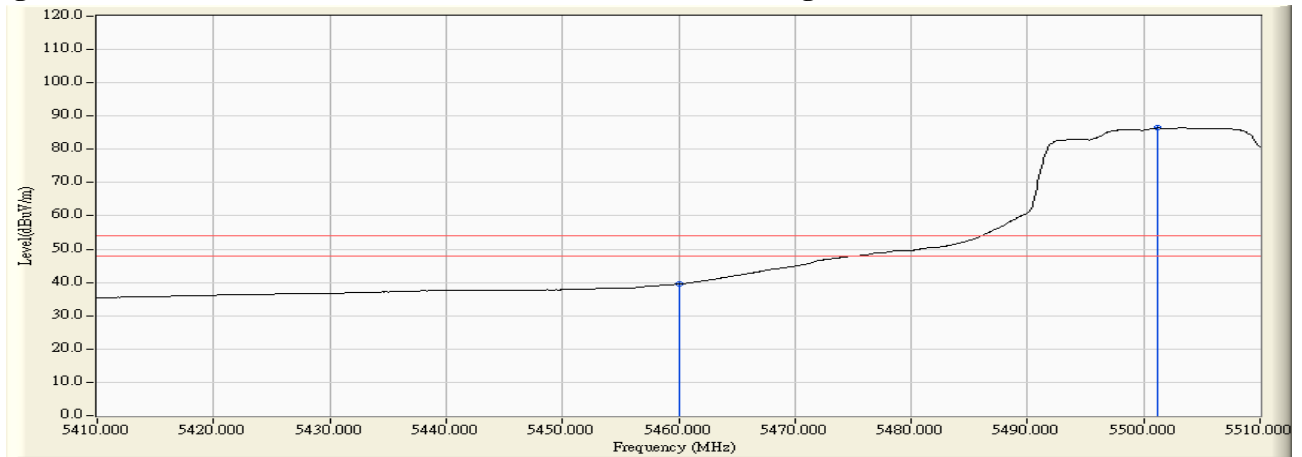


Figure Channel 102: Vertical (Average)



Note:

1. All readings above 1GHz are performed with peak and/or average measurements as necessary.
2. Peak measurements: RBW = 1MHz, VBW = 3 MHz, Sweep: Auto.
3. Average measurements: RBW = 1MHz, VBW = 10 Hz, Sweep: Auto.
4. “ * ”, means this data is the worst emission level.
5. Measurement Level = Reading Level + Correct Factor.
6. The average measurement was not performed when the peak measured data under the limit of average detection.

Product : Intel® Dual Band Wireless-AC 7260
 Test Item : Band Edge Data
 Test Site : No.3 OATS
 Test Mode : Mode 3: Transmit (802.11n-40BW 30Mbps)_ANT1) -Channel 102

RF Radiated Measurement:

	Frequency (MHz)	Correct Factor (dB)	Reading Level (dBm)	Measure Level (dBm/m)	Margin (dB)	Limit (dBm/m)	Result
Horizontal	5470.000	18.334	-54.020	-35.686	-8.686	-27.000	Pass

	Frequency (MHz)	Correct Factor (dB)	Reading Level (dBm)	Measure Level (dBm/m)	Margin (dB)	Limit (dBm/m)	Result
Vertical	5470.000	19.335	-66.320	-46.985	-19.985	-27.000	Pass

Product : Intel® Dual Band Wireless-AC 7260
 Test Item : Band Edge Data
 Test Site : No.3 OATS
 Test Mode : Mode 3: Transmit (802.11n-40BW 30Mbps)_ANT2) -Channel 102

RF Radiated Measurement:

	Frequency (MHz)	Correct Factor (dB)	Reading Level (dBm)	Measure Level (dBm/m)	Margin (dB)	Limit (dBm/m)	Result
Horizontal	5740.000	18.650	-68.520	-49.870	-22.870	-27.000	Pass

	Frequency (MHz)	Correct Factor (dB)	Reading Level (dBm)	Measure Level (dBm/m)	Margin (dB)	Limit (dBm/m)	Result
Vertical	5740.000	19.479	-68.110	-48.631	-21.631	-27.000	Pass

Product : Intel® Dual Band Wireless-AC 7260
 Test Item : Band Edge Data
 Test Site : No.3 OATS
 Test Mode : Mode 3: Transmit (802.11n-40BW 30Mbps)_ANT1+ANT2) -Channel 102

RF Radiated Measurement:

	Frequency (MHz)	Correct Factor (dB)	Reading Level (dBm)	Measure Level (dBm/m)	Margin (dB)	Limit (dBm/m)	Result
Horizontal	5470.000	18.275	-79.757	-61.482	-34.482	-27.000	Pass

	Frequency (MHz)	Correct Factor (dB)	Reading Level (dBm)	Measure Level (dBm/m)	Margin (dB)	Limit (dBm/m)	Result
Vertical	5470.000	19.288	-57.554	-38.266	-11.266	-27.000	Pass

Product : Intel® Dual Band Wireless-AC 7260
 Test Item : Band Edge Data
 Test Site : No.3 OATS
 Test Mode : Mode 3: Transmit (802.11n-40BW 30Mbps)_ANT1 -Channel 134

RF Radiated Measurement:

	Frequency (MHz)	Correct Factor (dB)	Reading Level (dBm)	Measure Level (dBm/m)	Margin (dB)	Limit (dBm/m)	Result
Horizontal	5725.000	18.649	-69.230	-50.581	-23.581	-27.000	Pass

	Frequency (MHz)	Correct Factor (dB)	Reading Level (dBm)	Measure Level (dBm/m)	Margin (dB)	Limit (dBm/m)	Result
Vertical	5725.000	19.372	-65.230	-45.858	-18.858	-27.000	Pass

Product : Intel® Dual Band Wireless-AC 7260
 Test Item : Band Edge Data
 Test Site : No.3 OATS
 Test Mode : Mode 3: Transmit (802.11n-40BW 30Mbps)_ANT2) -Channel 134

RF Radiated Measurement:

	Frequency (MHz)	Correct Factor (dB)	Reading Level (dBm)	Measure Level (dBm/m)	Margin (dB)	Limit (dBm/m)	Result
Horizontal	5725.000	18.649	-67.590	-48.941	-21.941	-27.000	Pass

	Frequency (MHz)	Correct Factor (dB)	Reading Level (dBm)	Measure Level (dBm/m)	Margin (dB)	Limit (dBm/m)	Result
Vertical	5725.000	19.372	-68.990	-49.618	-22.618	-27.000	Pass

Product : Intel® Dual Band Wireless-AC 7260
 Test Item : Band Edge Data
 Test Site : No.3 OATS
 Test Mode : Mode 3: Transmit (802.11n-40BW 30Mbps)_ANT1+ANT2) -Channel 134

RF Radiated Measurement:

	Frequency (MHz)	Correct Factor (dB)	Reading Level (dBm)	Measure Level (dBm/m)	Margin (dB)	Limit (dBm/m)	Result
Horizontal	5725.000	18.649	-78.033	-59.384	-32.384	-27.000	Pass

	Frequency (MHz)	Correct Factor (dB)	Reading Level (dBm)	Measure Level (dBm/m)	Margin (dB)	Limit (dBm/m)	Result
Vertical	5725.000	19.372	-74.177	-54.805	-27.805	-27.000	Pass

Product : Intel® Dual Band Wireless-AC 7260
 Test Item : Band Edge Data
 Test Site : No.3 OATS
 Test Mode : Mode 4: Transmit (802.11ac-20BW)_ANT1) -Channel 144

RF Radiated Measurement:

	Frequency (MHz)	Correct Factor (dB)	Reading Level (dBm)	Measure Level (dBm/m)	Margin (dB)	Limit (dBm/m)	Result
Horizontal	5825.000	18.983	-67.230	-48.247	-31.247	-17.000	Pass
Horizontal	5835.000	19.106	-67.010	-47.904	-20.904	-27.000	Pass

	Frequency (MHz)	Correct Factor (dB)	Reading Level (dBm)	Measure Level (dBm/m)	Margin (dB)	Limit (dBm/m)	Result
Vertical	5825.000	20.205	-58.230	-38.025	-21.025	-17.000	Pass
Vertical	5835.000	20.326	-60.230	-39.904	-12.904	-27.000	Pass

Product : Intel® Dual Band Wireless-AC 7260
 Test Item : Band Edge Data
 Test Site : No.3 OATS
 Test Mode : Mode 4: Transmit (802.11ac-20BW)_ANT2) -Channel 144

RF Radiated Measurement:

	Frequency (MHz)	Correct Factor (dB)	Reading Level (dBm)	Measure Level (dBm/m)	Margin (dB)	Limit (dBm/m)	Result
Horizontal	5825.000	18.983	-68.230	-49.247	-32.247	-17.000	Pass
Horizontal	5835.000	19.106	-68.460	-49.354	-22.354	-27.000	Pass

	Frequency (MHz)	Correct Factor (dB)	Reading Level (dBm)	Measure Level (dBm/m)	Margin (dB)	Limit (dBm/m)	Result
Vertical	5825.000	20.205	-67.220	-47.015	-30.015	-17.000	Pass
Vertical	5835.000	20.326	-67.850	-47.524	-20.524	-27.000	Pass

Product : Intel® Dual Band Wireless-AC 7260
 Test Item : Band Edge Data
 Test Site : No.3 OATS
 Test Mode : Mode 4: Transmit (802.11ac-20BW)_ANT1+ANT2) -Channel 144

RF Radiated Measurement:

	Frequency (MHz)	Correct Factor (dB)	Reading Level (dBm)	Measure Level (dBm/m)	Margin (dB)	Limit (dBm/m)	Result
Horizontal	5825.000	18.983	-78.550	-59.567	-42.567	-17.000	Pass
Horizontal	5835.000	19.106	-78.650	-59.544	-32.544	-27.000	Pass

	Frequency (MHz)	Correct Factor (dB)	Reading Level (dBm)	Measure Level (dBm/m)	Margin (dB)	Limit (dBm/m)	Result
Vertical	5825.000	20.205	-67.920	-47.715	-30.715	-17.000	Pass
Vertical	5835.000	20.326	-78.780	-58.454	-31.454	-27.000	Pass

Product : Intel® Dual Band Wireless-AC 7260
 Test Item : Band Edge Data
 Test Site : No.3 OATS
 Test Mode : Mode 5: Transmit (802.11ac-40BW)_ANT1) -Channel 142

RF Radiated Measurement:

	Frequency (MHz)	Correct Factor (dB)	Reading Level (dBm)	Measure Level (dBm/m)	Margin (dB)	Limit (dBm/m)	Result
Horizontal	5825.000	18.983	-63.240	-44.257	-27.257	-17.000	Pass
Horizontal	5835.000	19.106	-62.230	-43.124	-16.124	-27.000	Pass

	Frequency (MHz)	Correct Factor (dB)	Reading Level (dBm)	Measure Level (dBm/m)	Margin (dB)	Limit (dBm/m)	Result
Vertical	5825.000	20.205	-64.230	-44.025	-27.025	-17.000	Pass
Vertical	5835.000	20.326	-66.010	-45.684	-18.684	-27.000	Pass

Product : Intel® Dual Band Wireless-AC 7260
 Test Item : Band Edge Data
 Test Site : No.3 OATS
 Test Mode : Mode 5: Transmit (802.11ac-40BW)_ANT2) -Channel 142

RF Radiated Measurement:

	Frequency (MHz)	Correct Factor (dB)	Reading Level (dBm)	Measure Level (dBm/m)	Margin (dB)	Limit (dBm/m)	Result
Horizontal	5825.000	18.983	-68.240	-49.257	-32.257	-17.000	Pass
Horizontal	5835.000	19.106	-68.690	-49.584	-22.584	-27.000	Pass

	Frequency (MHz)	Correct Factor (dB)	Reading Level (dBm)	Measure Level (dBm/m)	Margin (dB)	Limit (dBm/m)	Result
Vertical	5825.000	20.205	-68.560	-48.355	-31.355	-17.000	Pass
Vertical	5835.000	20.326	-68.740	-48.414	-21.414	-27.000	Pass

Product : Intel® Dual Band Wireless-AC 7260
 Test Item : Band Edge Data
 Test Site : No.3 OATS
 Test Mode : Mode 5: Transmit (802.11ac-40BW)_ANT1+ANT2) -Channel 142

RF Radiated Measurement:

	Frequency (MHz)	Correct Factor (dB)	Reading Level (dBm)	Measure Level (dBm/m)	Margin (dB)	Limit (dBm/m)	Result
Horizontal	5825.000	18.983	-66.330	-47.347	-30.347	-17.000	Pass
Horizontal	5835.000	19.106	-78.670	-59.564	-32.564	-27.000	Pass

	Frequency (MHz)	Correct Factor (dB)	Reading Level (dBm)	Measure Level (dBm/m)	Margin (dB)	Limit (dBm/m)	Result
Vertical	5825.000	20.205	-78.220	-58.015	-41.015	-17.000	Pass
Vertical	5835.000	20.326	-78.050	-57.724	-30.724	-27.000	Pass

Product : Intel® Dual Band Wireless-AC 7260
 Test Item : Band Edge Data
 Test Site : No.3 OATS
 Test Mode : Mode 6: Transmit (802.11ac-80BW)_ANT1)-Channel 42

RF Radiated Measurement (Horizontal):

Channel No.	Frequency (MHz)	Correct Factor (dB)	Reading Level (dBuV)	Emission Level (dBuV/m)	Peak Limit (dBuV/m)	Average Limit (dBuV/m)	Result
42 (Peak)	5150.000	2.796	51.359	54.155	74.00	54.00	Pass
42 (Peak)	5194.300	2.650	86.019	88.668	--	--	--
42 (Average)	5150.000	2.796	38.327	41.123	74.00	54.00	Pass
42 (Average)	5198.800	2.635	74.120	76.754	--	--	--

Figure Channel 42: Horizontal (Peak)

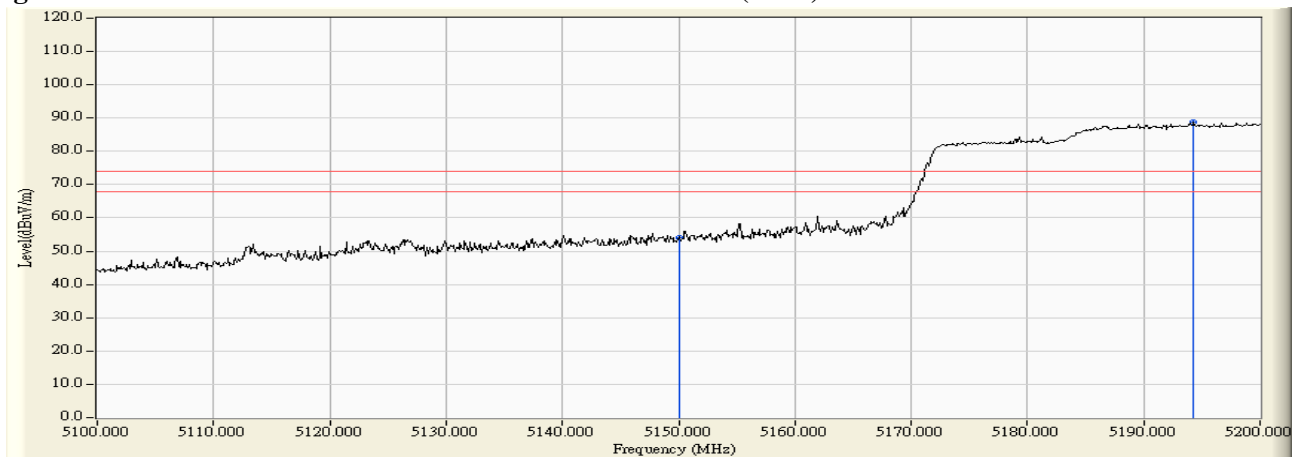
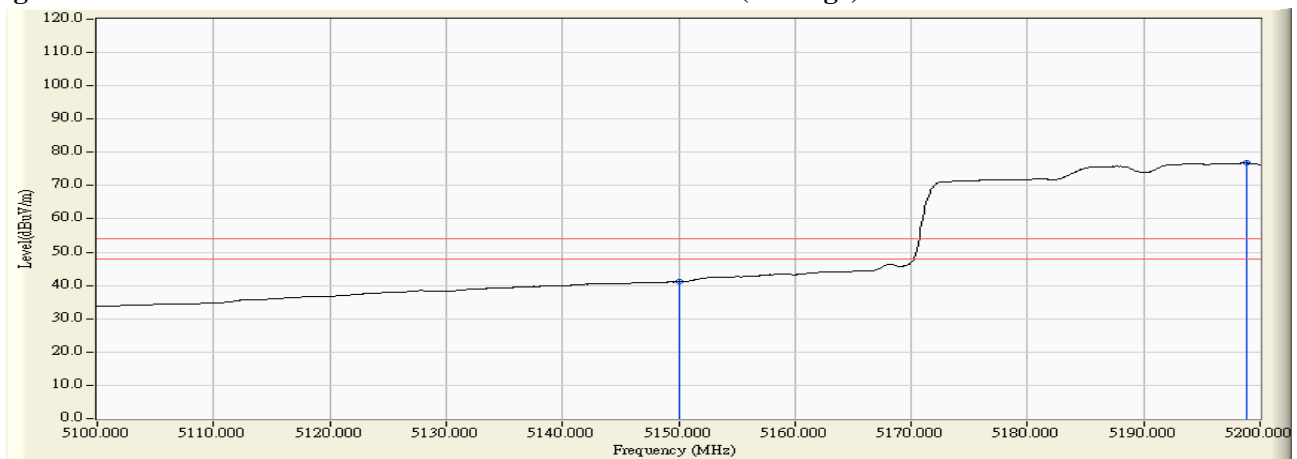


Figure Channel 42: Horizontal (Average)



Note:

1. All readings above 1GHz are performed with peak and/or average measurements as necessary.
2. Peak measurements: RBW = 1MHz, VBW = 3 MHz, Sweep: Auto.
3. Average measurements: RBW = 1MHz, VBW = 10 Hz, Sweep: Auto.
4. “ * ”, means this data is the worst emission level.
5. Measurement Level = Reading Level + Correct Factor.
6. The average measurement was not performed when the peak measured data under the limit of average detection.

Product : Intel® Dual Band Wireless-AC 7260
 Test Item : Band Edge Data
 Test Site : No.3 OATS
 Test Mode : Mode 6: Transmit (802.11ac-80BW)_ANT1)-Channel 42

RF Radiated Measurement (Vertical):

Channel No.	Frequency (MHz)	Correct Factor (dB)	Reading Level (dBuV)	Emission Level (dBuV/m)	Peak Limit (dBuV/m)	Average Limit (dBuV/m)	Result
42 (Peak)	5141.900	3.292	56.713	60.004	74.00	54.00	Pass
42 (Peak)	5150.000	3.331	53.778	57.110	74.00	54.00	Pass
42 (Peak)	5196.800	3.553	90.196	93.750	--	--	--
42 (Average)	5150.000	3.331	43.049	46.381	74.00	54.00	Pass
42 (Average)	5198.600	3.562	78.547	82.110	--	--	--

Figure Channel 42: Vertical (Peak)

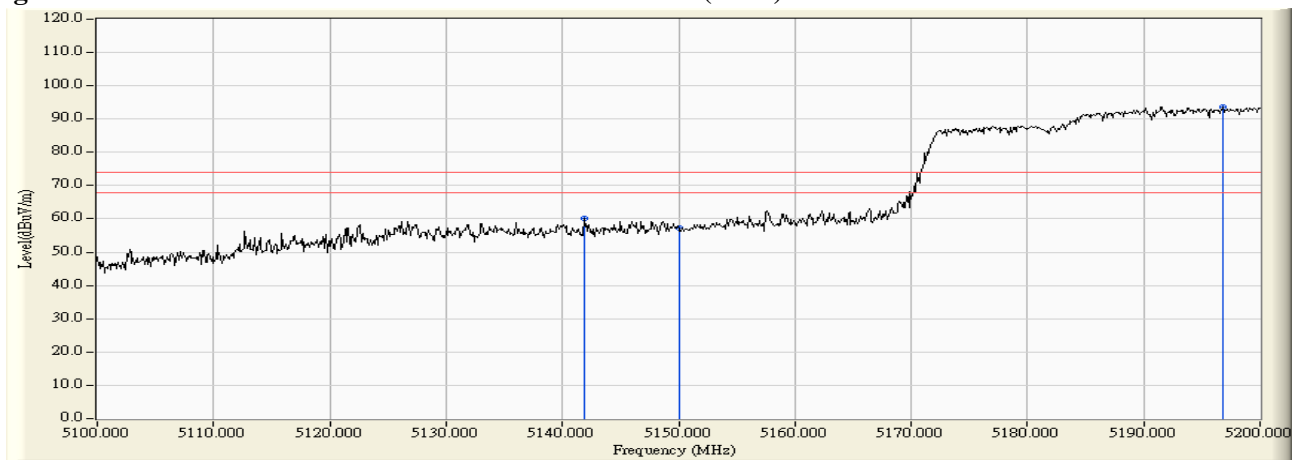
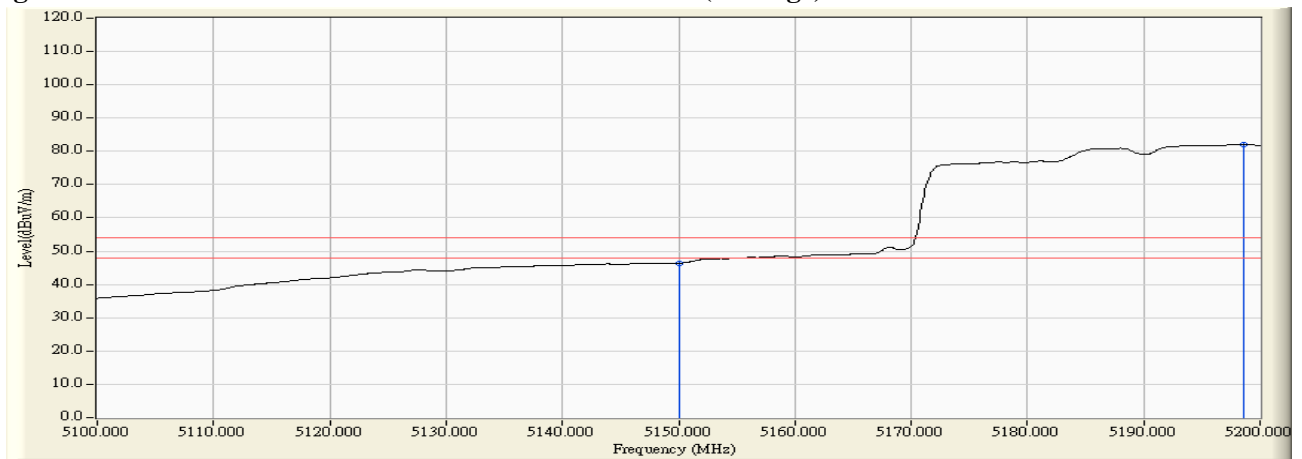


Figure Channel 42: Vertical (Average)



Note:

1. All readings above 1GHz are performed with peak and/or average measurements as necessary.
2. Peak measurements: RBW = 1MHz, VBW = 3 MHz, Sweep: Auto.
3. Average measurements: RBW = 1MHz, VBW = 10 Hz, Sweep: Auto.
4. “ * ”, means this data is the worst emission level.
5. Measurement Level = Reading Level + Correct Factor.
6. The average measurement was not performed when the peak measured data under the limit of average detection.

Product : Intel® Dual Band Wireless-AC 7260
 Test Item : Band Edge Data
 Test Site : No.3 OATS
 Test Mode : Mode 6: Transmit (802.11ac-80BW)_ANT1)-Channel 58

RF Radiated Measurement (Horizontal):

Channel No.	Frequency (MHz)	Correct Factor (dB)	Reading Level (dBuV)	Emission Level (dBuV/m)	Peak Limit (dBuV/m)	Average Limit (dBuV/m)	Result
58 (Peak)	5306.500	3.669	88.218	91.887	--	--	--
58 (Peak)	5350.000	3.575	53.553	57.128	74.00	54.00	Pass
58 (Peak)	5350.600	3.573	56.292	59.865	74.00	54.00	Pass
58 (Average)	5301.400	3.679	76.559	80.237	--	--	--
58 (Average)	5350.000	3.575	40.956	44.531	74.00	54.00	Pass

Figure Channel 58: Horizontal (Peak)

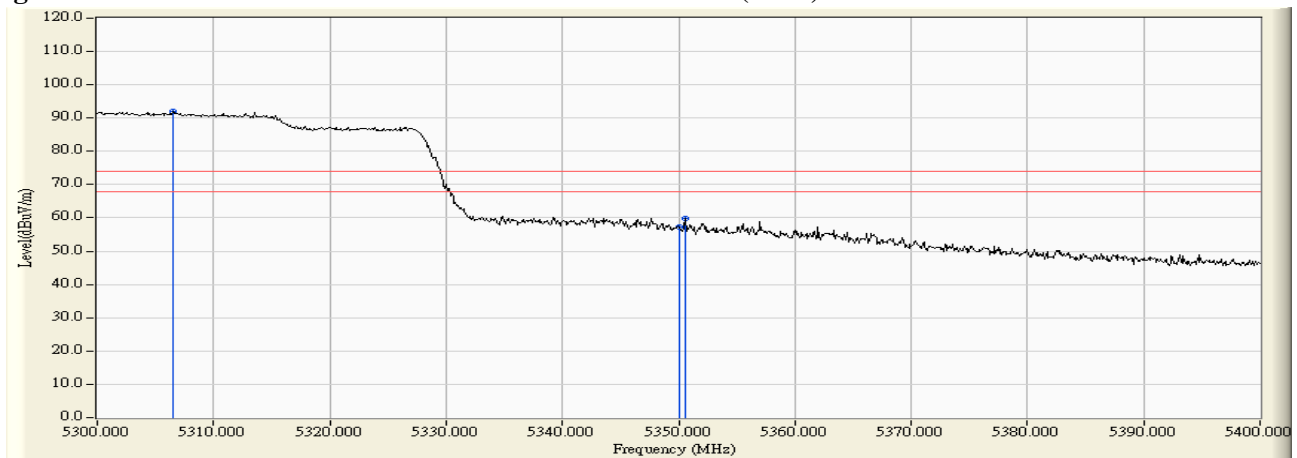
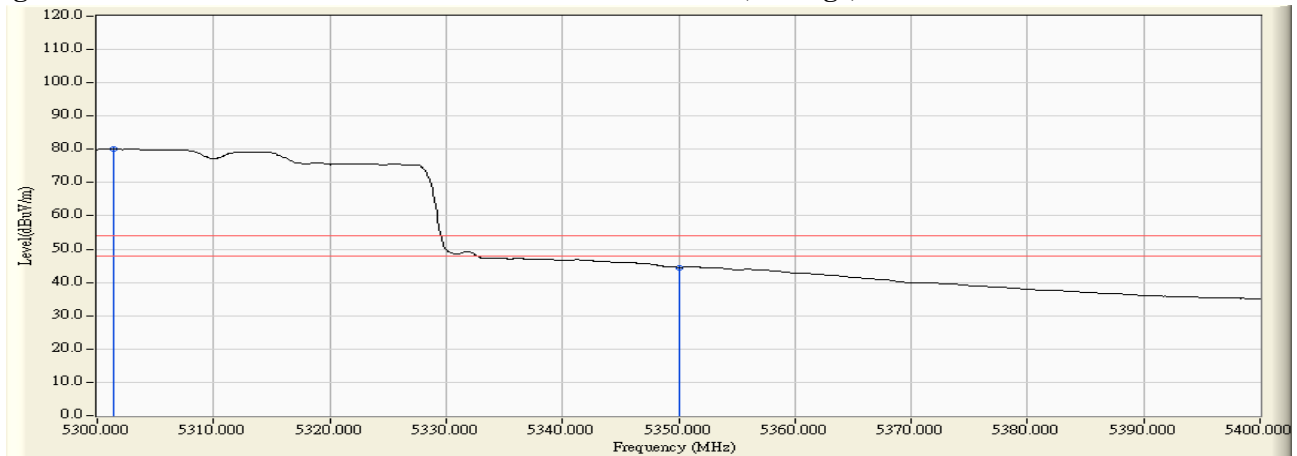


Figure Channel 58: Horizontal (Average)



Note:

1. All readings above 1GHz are performed with peak and/or average measurements as necessary.
2. Peak measurements: RBW = 1MHz, VBW = 3 MHz, Sweep: Auto.
3. Average measurements: RBW = 1MHz, VBW = 10 Hz, Sweep: Auto.
4. “ * ”, means this data is the worst emission level.
5. Measurement Level = Reading Level + Correct Factor.
6. The average measurement was not performed when the peak measured data under the limit of average detection.

Product : Intel® Dual Band Wireless-AC 7260
 Test Item : Band Edge Data
 Test Site : No.3 OATS
 Test Mode : Mode 6: Transmit (802.11ac-80BW)_ANT1)-Channel 58

RF Radiated Measurement (Vertical):

Channel No.	Frequency (MHz)	Correct Factor (dB)	Reading Level (dBuV)	Emission Level (dBuV/m)	Peak Limit (dBuV/m)	Average Limit (dBuV/m)	Result
58 (Peak)	5300.900	3.871	93.945	97.816	--	--	--
58 (Peak)	5350.000	3.900	58.858	62.758	74.00	54.00	Pass
58 (Peak)	5361.900	3.848	60.750	64.599	74.00	54.00	Pass
58 (Average)	5301.300	3.871	82.182	86.053	--	--	--
58 (Average)	5350.000	3.900	47.107	51.007	74.00	54.00	Pass

Figure Channel 58: Vertical (Peak)

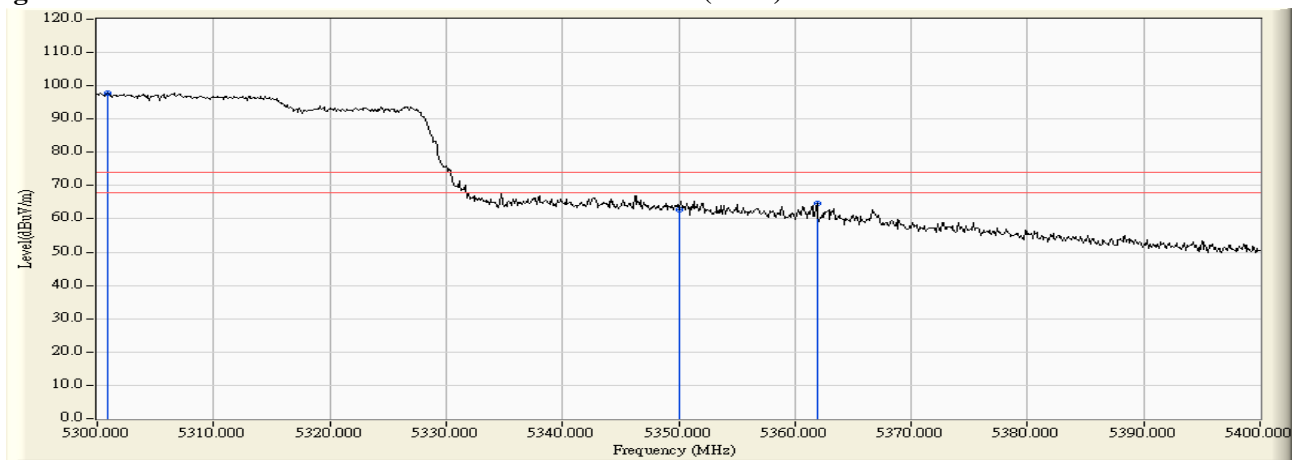
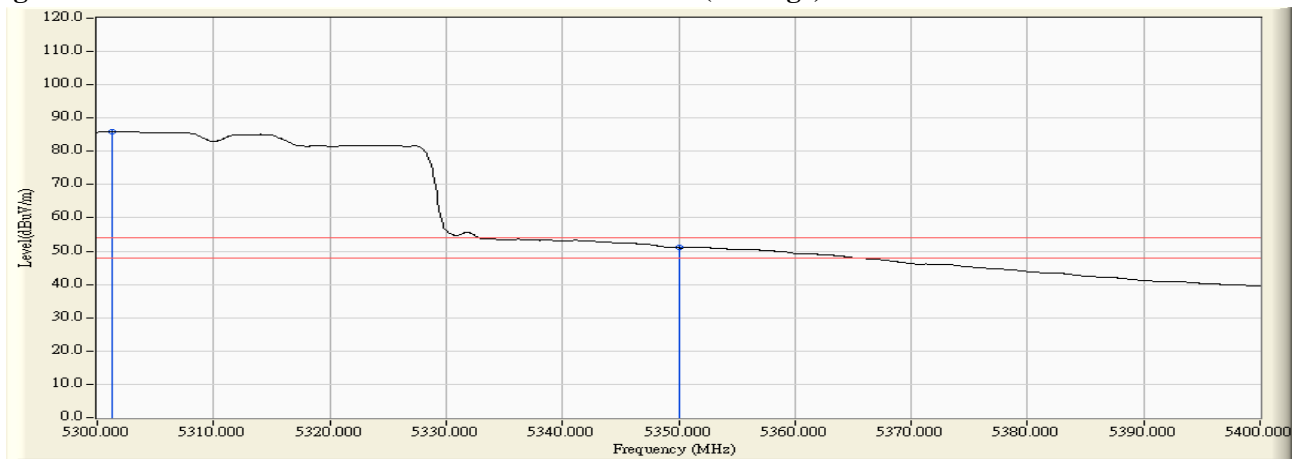


Figure Channel 58: Vertical (Average)



Note:

1. All readings above 1GHz are performed with peak and/or average measurements as necessary.
2. Peak measurements: RBW = 1MHz, VBW = 3 MHz, Sweep: Auto.
3. Average measurements: RBW = 1MHz, VBW = 10 Hz, Sweep: Auto.
4. “ * ”, means this data is the worst emission level.
5. Measurement Level = Reading Level + Correct Factor.
6. The average measurement was not performed when the peak measured data under the limit of average detection.

Product : Intel® Dual Band Wireless-AC 7260
 Test Item : Band Edge Data
 Test Site : No.3 OATS
 Test Mode : Mode 6: Transmit (802.11ac-80BW)_ANT1)-Channel 106

RF Radiated Measurement (Horizontal):

Channel No.	Frequency (MHz)	Correct Factor (dB)	Reading Level (dBuV)	Emission Level (dBuV/m)	Peak Limit (dBuV/m)	Average Limit (dBuV/m)	Result
106 (Peak)	5450.600	3.623	50.847	54.470	74.00	54.00	Pass
106 (Peak)	5460.000	3.775	49.609	53.384	74.00	54.00	Pass
106 (Peak)	5507.400	4.544	80.279	84.823	--	--	--
106 (Average)	5460.000	3.775	36.584	40.359	74.00	54.00	Pass
106 (Average)	5507.500	4.544	68.930	73.474	--	--	--

Figure Channel 106: Horizontal (Peak)

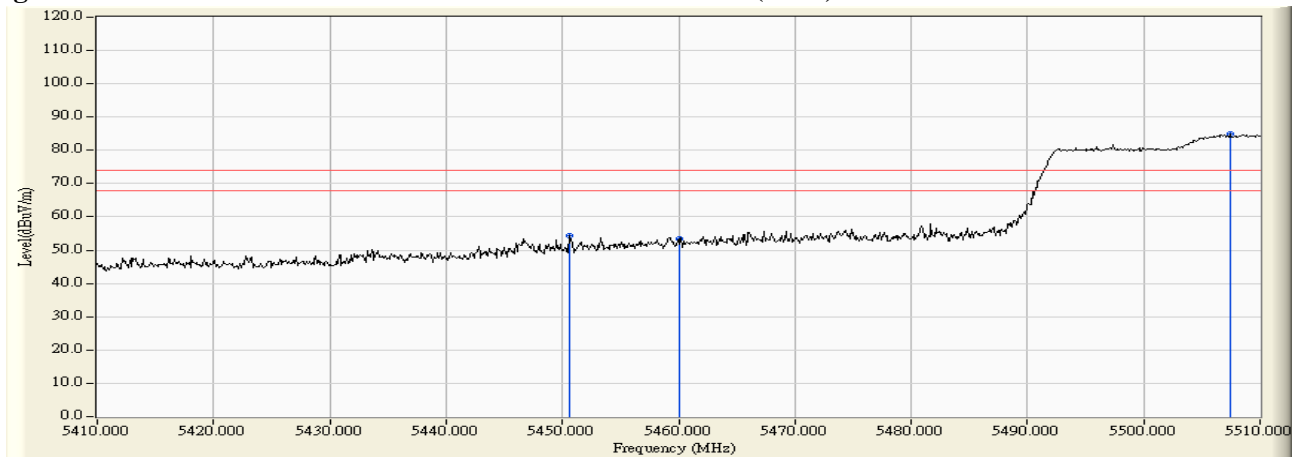
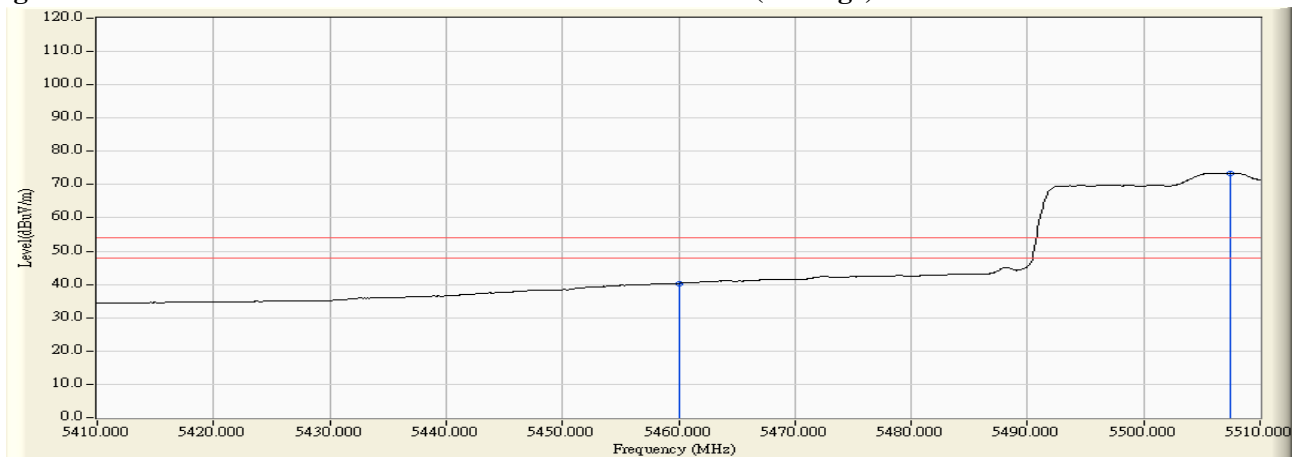


Figure Channel 106: Horizontal (Average)



Note:

1. All readings above 1GHz are performed with peak and/or average measurements as necessary.
2. Peak measurements: RBW = 1MHz, VBW = 3 MHz, Sweep: Auto.
3. Average measurements: RBW = 1MHz, VBW = 10 Hz, Sweep: Auto.
4. “ * ”, means this data is the worst emission level.
5. Measurement Level = Reading Level + Correct Factor.
6. The average measurement was not performed when the peak measured data under the limit of average detection.

Product : Intel® Dual Band Wireless-AC 7260
 Test Item : Band Edge Data
 Test Site : No.3 OATS
 Test Mode : Mode 6: Transmit (802.11ac-80BW)_ANT1)-Channel 106

RF Radiated Measurement (Vertical):

Channel No.	Frequency (MHz)	Correct Factor (dB)	Reading Level (dBuV)	Emission Level (dBuV/m)	Peak Limit (dBuV/m)	Average Limit (dBuV/m)	Result
106 (Peak)	5446.600	3.808	58.680	62.488	--	--	--
106 (Peak)	5460.000	3.934	57.822	61.757	74.00	54.00	Pass
106 (Peak)	5506.500	4.511	89.155	93.666	--	--	--
106 (Average)	5460.000	3.934	44.262	48.197	74.00	54.00	Pass
106 (Average)	5507.500	4.511	77.543	82.054	--	--	--

Figure Channel 106: Vertical (Peak)

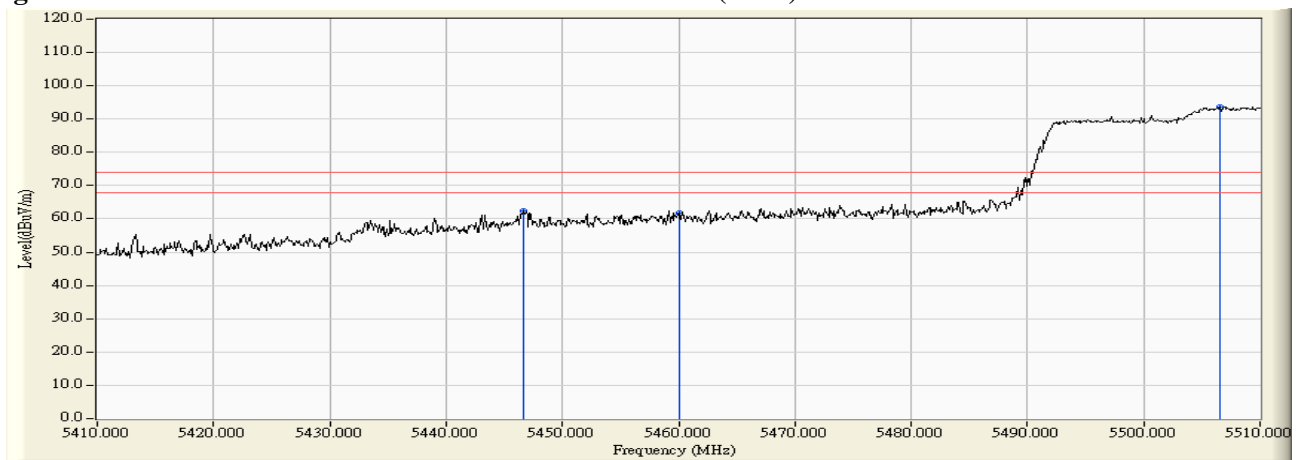
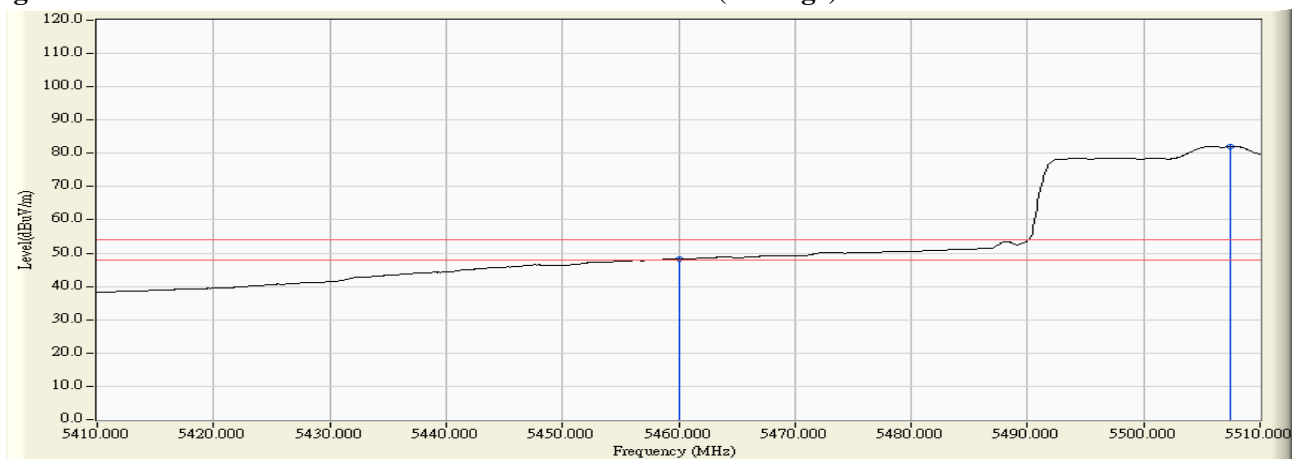


Figure Channel 106: Vertical (Average)



Note:

1. All readings above 1GHz are performed with peak and/or average measurements as necessary.
2. Peak measurements: RBW = 1MHz, VBW = 3 MHz, Sweep: Auto.
3. Average measurements: RBW = 1MHz, VBW = 10 Hz, Sweep: Auto.
4. “ * ”, means this data is the worst emission level.
5. Measurement Level = Reading Level + Correct Factor.
6. The average measurement was not performed when the peak measured data under the limit of average detection.

Product : Intel® Dual Band Wireless-AC 7260
 Test Item : Band Edge Data
 Test Site : No.3 OATS
 Test Mode : Mode 6: Transmit (802.11ac-80BW)_ANT2)-Channel 42

RF Radiated Measurement (Horizontal):

Channel No.	Frequency (MHz)	Correct Factor (dB)	Reading Level (dBuV)	Emission Level (dBuV/m)	Peak Limit (dBuV/m)	Average Limit (dBuV/m)	Result
42 (Peak)	5146.400	2.807	58.867	61.675	74.00	54.00	Pass
42 (Peak)	5150.000	2.796	55.025	57.821	74.00	54.00	Pass
42 (Peak)	5198.800	2.635	90.742	93.376	--	--	--
42 (Average)	5150.000	2.796	43.595	46.391	74.00	54.00	Pass
42 (Average)	5198.700	2.635	78.819	81.454	--	--	--

Figure Channel 42: Horizontal (Peak)

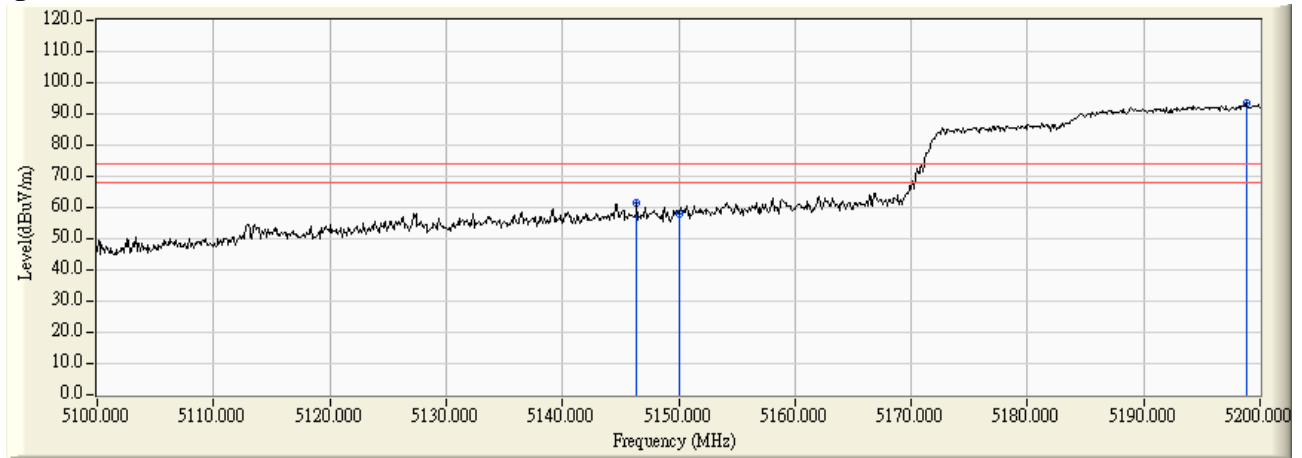
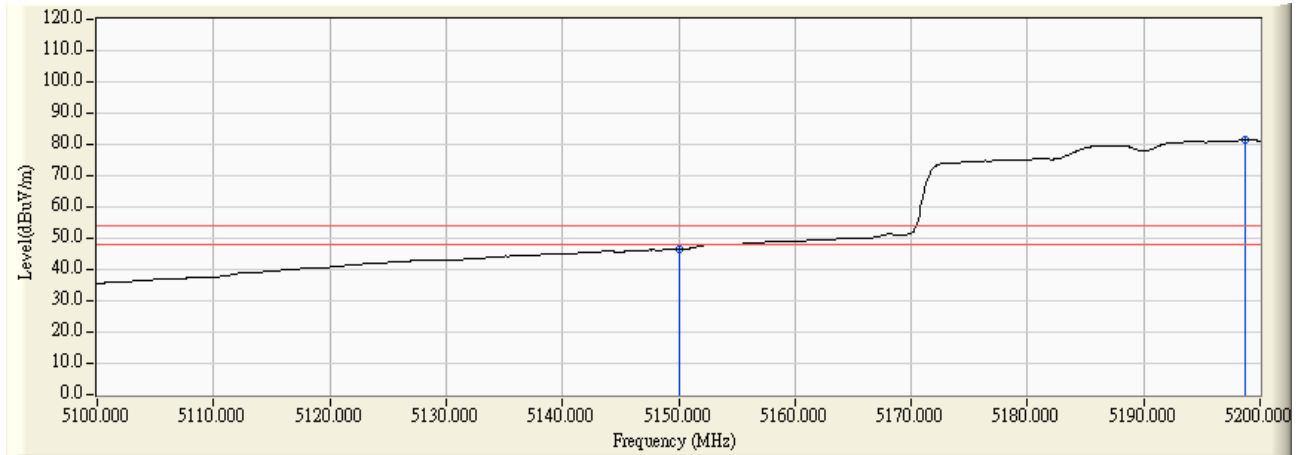


Figure Channel 42: Horizontal (Average)



Note:

1. All readings above 1GHz are performed with peak and/or average measurements as necessary.
2. Peak measurements: RBW = 1MHz, VBW = 3 MHz, Sweep: Auto.
3. Average measurements: RBW = 1MHz, VBW = 10 Hz, Sweep: Auto.
4. “ * ”, means this data is the worst emission level.
5. Measurement Level = Reading Level + Correct Factor.
6. The average measurement was not performed when the peak measured data under the limit of average detection.

Product : Intel® Dual Band Wireless-AC 7260
 Test Item : Band Edge Data
 Test Site : No.3 OATS
 Test Mode : Mode 6: Transmit (802.11ac-80BW)_ANT2)-Channel 42

RF Radiated Measurement (Vertical):

Channel No.	Frequency (MHz)	Correct Factor (dB)	Reading Level (dBuV)	Emission Level (dBuV/m)	Peak Limit (dBuV/m)	Average Limit (dBuV/m)	Result
42 (Peak)	5150.000	3.331	57.325	60.657	74.00	54.00	Pass
42 (Peak)	5199.300	3.566	89.155	92.721	--	--	--
42 (Average)	5150.000	3.331	43.418	46.750	74.00	54.00	Pass
42 (Average)	5198.800	3.564	77.716	81.280	--	--	--

Figure Channel 42: Vertical (Peak)

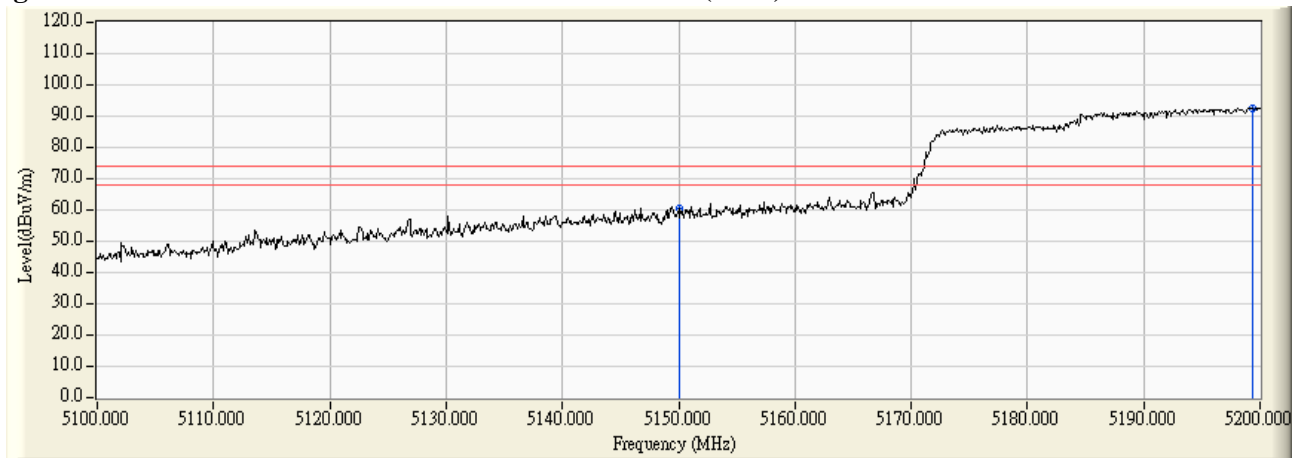
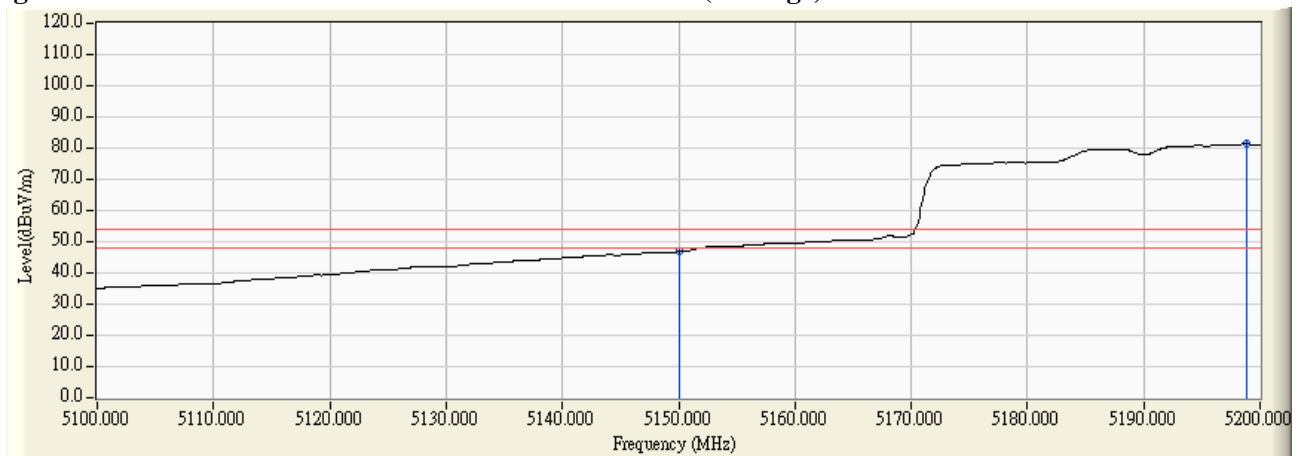


Figure Channel 42: Vertical (Average)



Note:

1. All readings above 1GHz are performed with peak and/or average measurements as necessary.
2. Peak measurements: RBW = 1MHz, VBW = 3 MHz, Sweep: Auto.
3. Average measurements: RBW = 1MHz, VBW = 10 Hz, Sweep: Auto.
4. “ * ”, means this data is the worst emission level.
5. Measurement Level = Reading Level + Correct Factor.
6. The average measurement was not performed when the peak measured data under the limit of average detection.

Product : Intel® Dual Band Wireless-AC 7260
 Test Item : Band Edge Data
 Test Site : No.3 OATS
 Test Mode : Mode 6: Transmit (802.11ac-80BW)_ANT2)-Channel 58

RF Radiated Measurement (Horizontal):

Channel No.	Frequency (MHz)	Correct Factor (dB)	Reading Level (dBuV)	Emission Level (dBuV/m)	Peak Limit (dBuV/m)	Average Limit (dBuV/m)	Result
58 (Peak)	5312.000	3.658	91.207	94.865	--	--	--
58 (Peak)	5350.000	3.575	50.097	53.672	74.00	54.00	Pass
58 (Peak)	5353.000	3.561	50.971	54.533	74.00	54.00	Pass
58 (Average)	5301.100	3.679	79.633	83.312	--	--	--
58 (Average)	5350.000	3.575	38.648	42.223	74.00	54.00	Pass

Figure Channel 58: Horizontal (Peak)

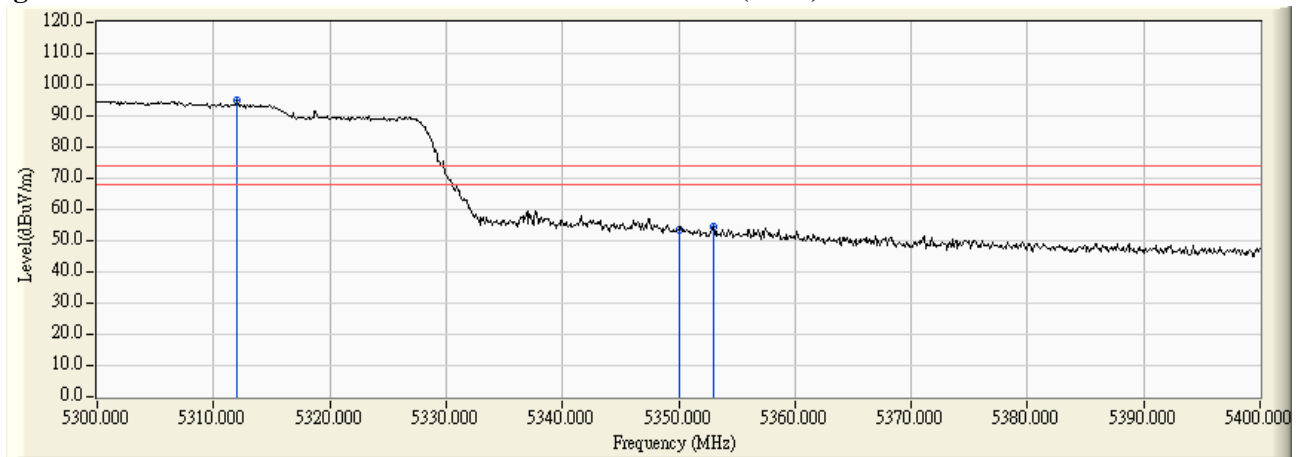
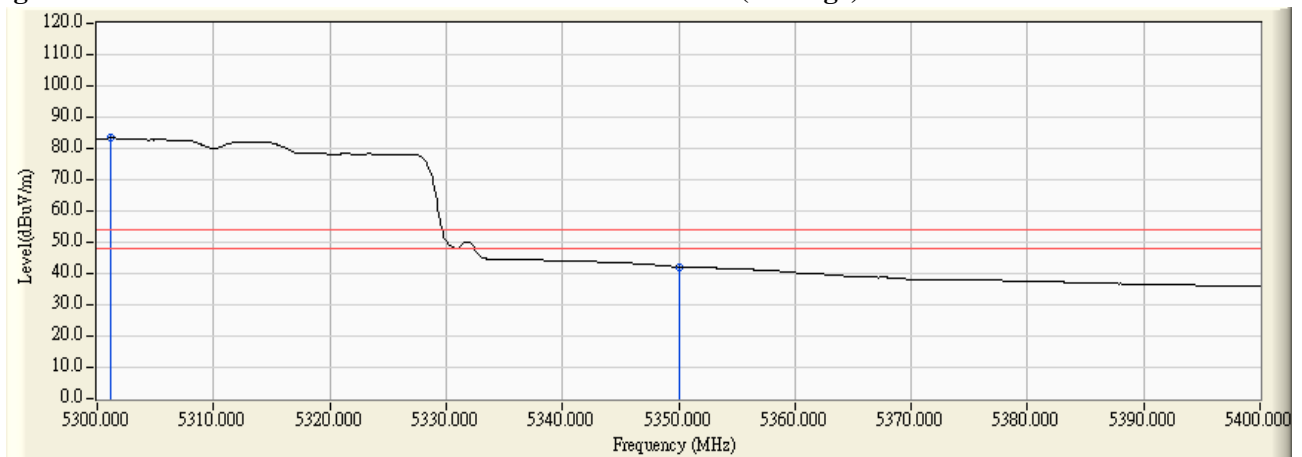


Figure Channel 58: Horizontal (Average)



Note:

1. All readings above 1GHz are performed with peak and/or average measurements as necessary.
2. Peak measurements: RBW = 1MHz, VBW = 3 MHz, Sweep: Auto.
3. Average measurements: RBW = 1MHz, VBW = 10 Hz, Sweep: Auto.
4. “ * ”, means this data is the worst emission level.
5. Measurement Level = Reading Level + Correct Factor.
6. The average measurement was not performed when the peak measured data under the limit of average detection.

Product : Intel® Dual Band Wireless-AC 7260
 Test Item : Band Edge Data
 Test Site : No.3 OATS
 Test Mode : Mode 6: Transmit (802.11ac-80BW)_ANT2)-Channel 58

RF Radiated Measurement (Vertical):

Channel No.	Frequency (MHz)	Correct Factor (dB)	Reading Level (dBuV)	Emission Level (dBuV/m)	Peak Limit (dBuV/m)	Average Limit (dBuV/m)	Result
58 (Peak)	5300.400	3.871	89.029	92.899	--	--	--
58 (Peak)	5350.000	3.900	48.846	52.746	74.00	54.00	Pass
58 (Peak)	5353.200	3.895	49.564	53.458	74.00	54.00	Pass
58 (Average)	5301.300	3.871	77.629	81.500	--	--	--
58 (Average)	5350.000	3.900	37.199	41.099	74.00	54.00	Pass

Figure Channel 58: Vertical (Peak)

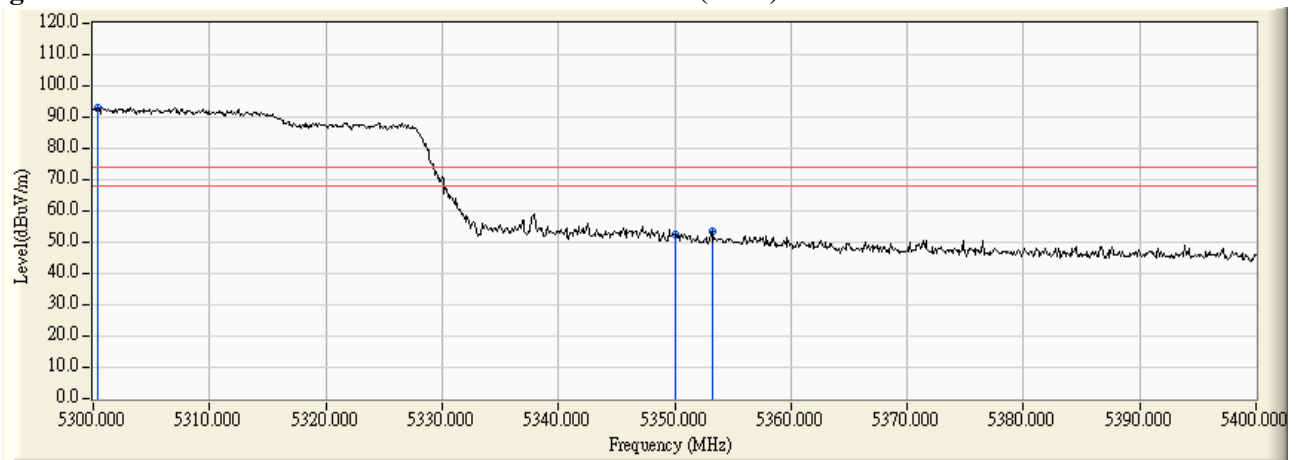
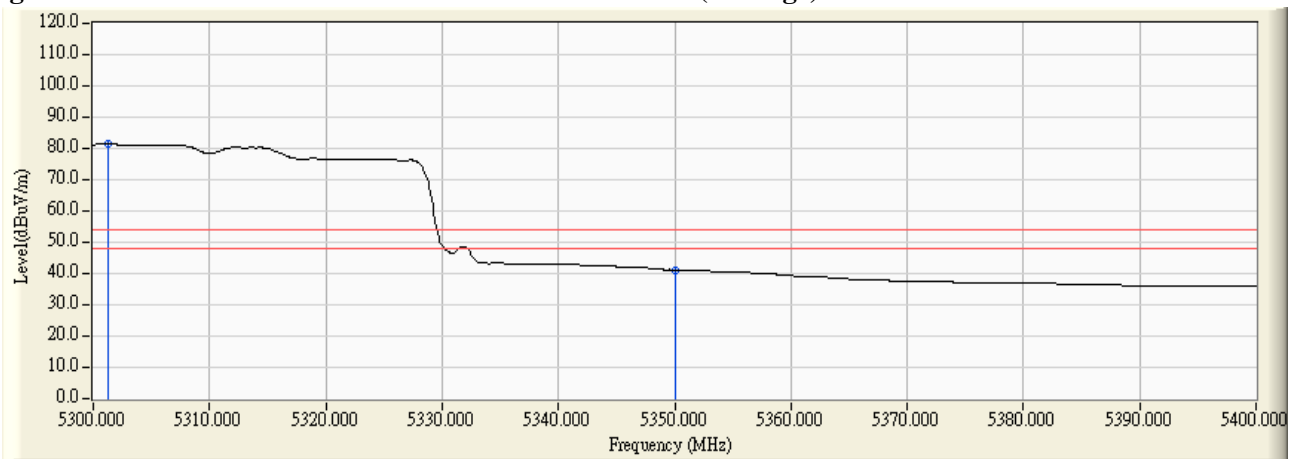


Figure Channel 58: Vertical (Average)



Note:

1. All readings above 1GHz are performed with peak and/or average measurements as necessary.
2. Peak measurements: RBW = 1MHz, VBW = 3 MHz, Sweep: Auto.
3. Average measurements: RBW = 1MHz, VBW = 10 Hz, Sweep: Auto.
4. “ * ”, means this data is the worst emission level.
5. Measurement Level = Reading Level + Correct Factor.
6. The average measurement was not performed when the peak measured data under the limit of average detection.

Product : Intel® Dual Band Wireless-AC 7260
 Test Item : Band Edge Data
 Test Site : No.3 OATS
 Test Mode : Mode 6: Transmit (802.11ac-80BW)_ANT2)-Channel 106

RF Radiated Measurement (Horizontal):

Channel No.	Frequency (MHz)	Correct Factor (dB)	Reading Level (dBuV)	Emission Level (dBuV/m)	Peak Limit (dBuV/m)	Average Limit (dBuV/m)	Result
106 (Peak)	5458.200	3.741	57.902	61.642	74.00	54.00	Pass
106 (Peak)	5460.000	3.775	55.883	59.658	74.00	54.00	Pass
106 (Peak)	5509.900	4.542	90.116	94.658	--	--	--
106 (Average)	5460.000	3.775	42.597	46.372	74.00	54.00	Pass
106 (Average)	5507.700	4.544	78.066	82.610	--	--	--

Figure Channel 106: Horizontal (Peak)

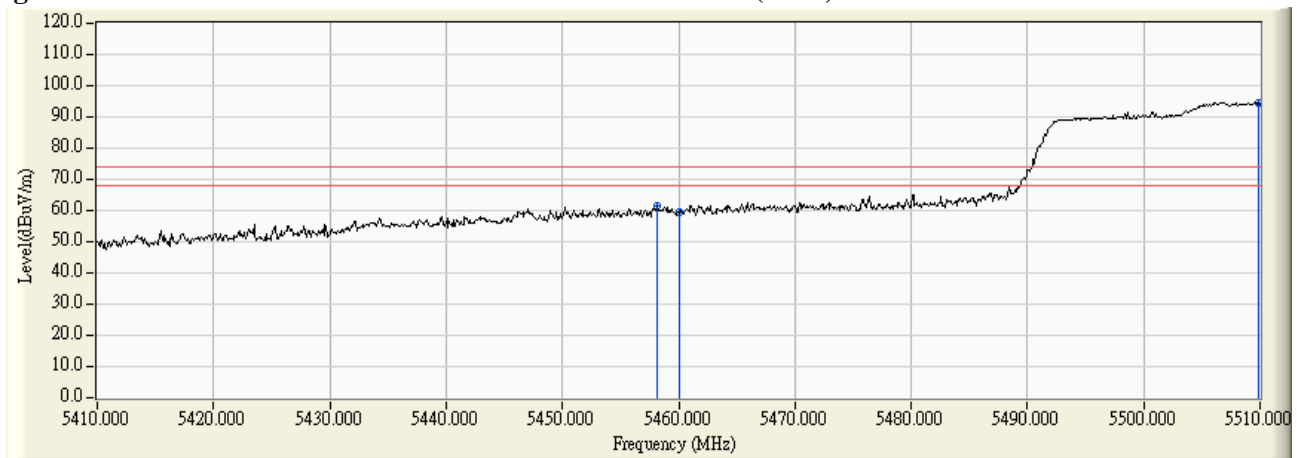
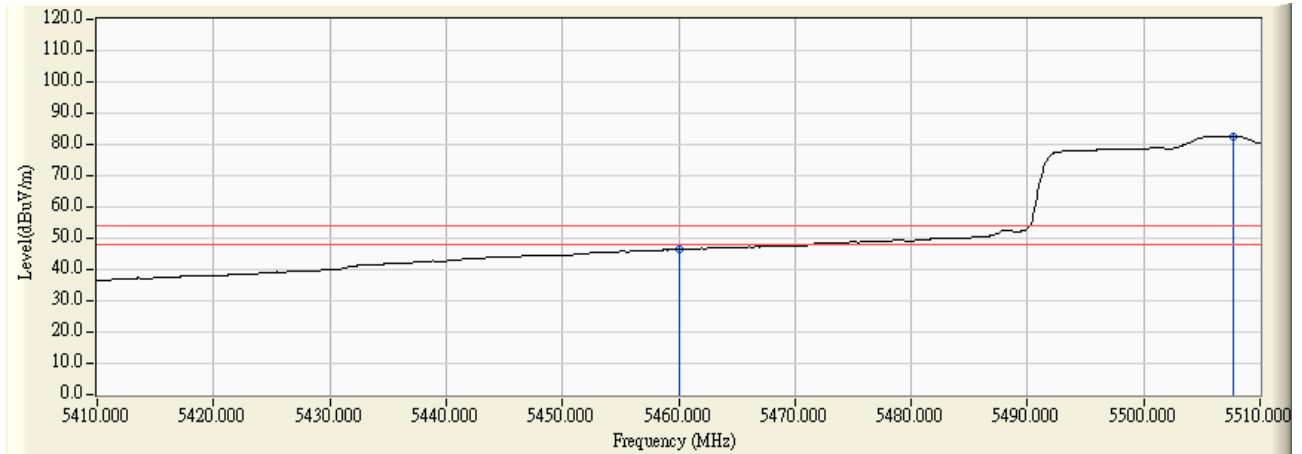


Figure Channel 106: Horizontal (Average)



Note:

1. All readings above 1GHz are performed with peak and/or average measurements as necessary.
2. Peak measurements: RBW = 1MHz, VBW = 3 MHz, Sweep: Auto.
3. Average measurements: RBW = 1MHz, VBW = 10 Hz, Sweep: Auto.
4. “ * ”, means this data is the worst emission level.
5. Measurement Level = Reading Level + Correct Factor.
6. The average measurement was not performed when the peak measured data under the limit of average detection.

Product : Intel® Dual Band Wireless-AC 7260
 Test Item : Band Edge Data
 Test Site : No.3 OATS
 Test Mode : Mode 6: Transmit (802.11ac-80BW)_ANT2)-Channel 106

RF Radiated Measurement (Vertical):

Channel No.	Frequency (MHz)	Correct Factor (dB)	Reading Level (dBuV)	Emission Level (dBuV/m)	Peak Limit (dBuV/m)	Average Limit (dBuV/m)	Result
106 (Peak)	5459.600	3.930	57.081	61.010	74.00	54.00	Pass
106 (Peak)	5460.000	3.934	53.830	57.765	74.00	54.00	Pass
106 (Peak)	5509.800	4.512	89.952	94.463	--	--	--
106 (Average)	5460.000	3.934	41.842	45.777	74.00	54.00	Pass
106 (Average)	5507.400	4.511	77.698	82.209	--	--	--

Figure Channel 106: Vertical (Peak)

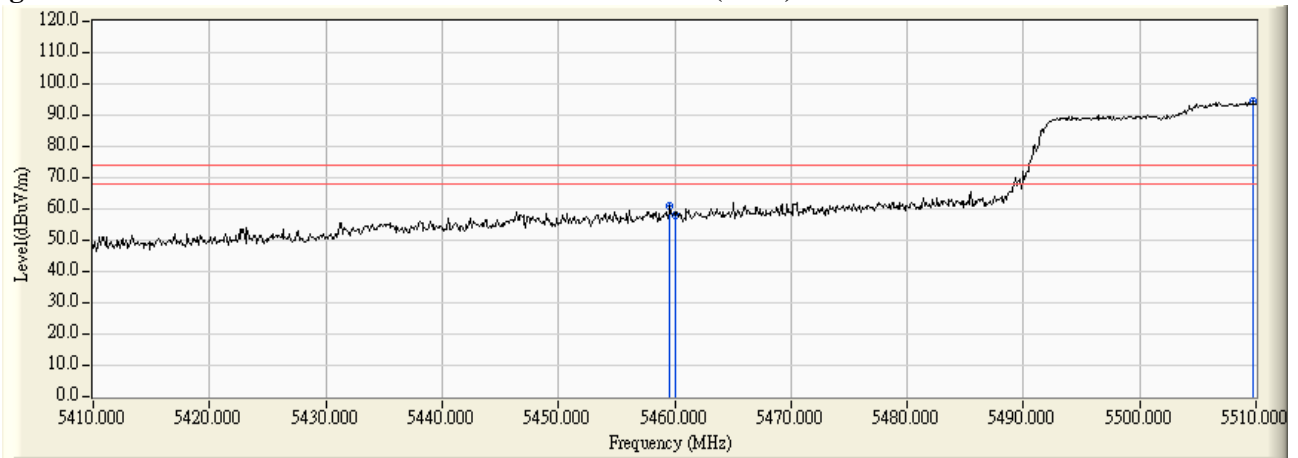
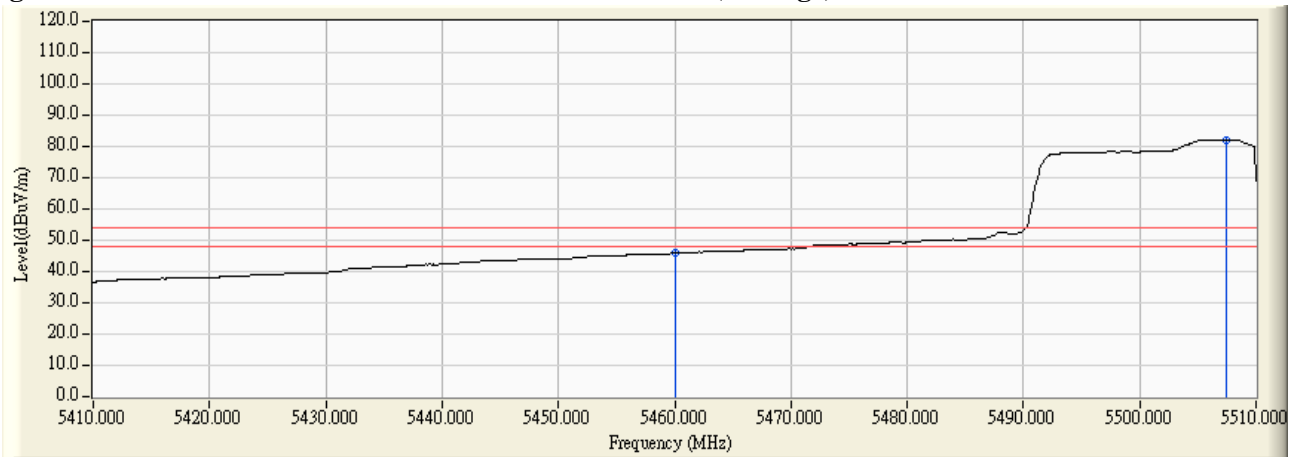


Figure Channel 106: Vertical (Average)



Note:

1. All readings above 1GHz are performed with peak and/or average measurements as necessary.
2. Peak measurements: RBW = 1MHz, VBW = 3 MHz, Sweep: Auto.
3. Average measurements: RBW = 1MHz, VBW = 10 Hz, Sweep: Auto.
4. “ * ”, means this data is the worst emission level.
5. Measurement Level = Reading Level + Correct Factor.
6. The average measurement was not performed when the peak measured data under the limit of average detection.

Product : Intel® Dual Band Wireless-AC 7260
 Test Item : Band Edge Data
 Test Site : No.3 OATS
 Test Mode : Mode 6: Transmit (802.11ac-80BW)_ANT1+ANT2)-Channel 42

RF Radiated Measurement (Horizontal):

Channel No.	Frequency (MHz)	Correct Factor (dB)	Reading Level (dBuV)	Emission Level (dBuV/m)	Peak Limit (dBuV/m)	Average Limit (dBuV/m)	Result
42 (Peak)	5145.900	2.809	51.498	54.307	74.00	54.00	Pass
42 (Peak)	5150.000	2.796	49.306	52.102	74.00	54.00	Pass
42 (Peak)	5194.000	2.650	84.226	86.876	--	--	--
42 (Average)	5150.000	2.796	34.815	37.611	74.00	54.00	Pass
42 (Average)	5198.800	2.635	70.117	72.751	--	--	--

Figure Channel 42: Horizontal (Peak)

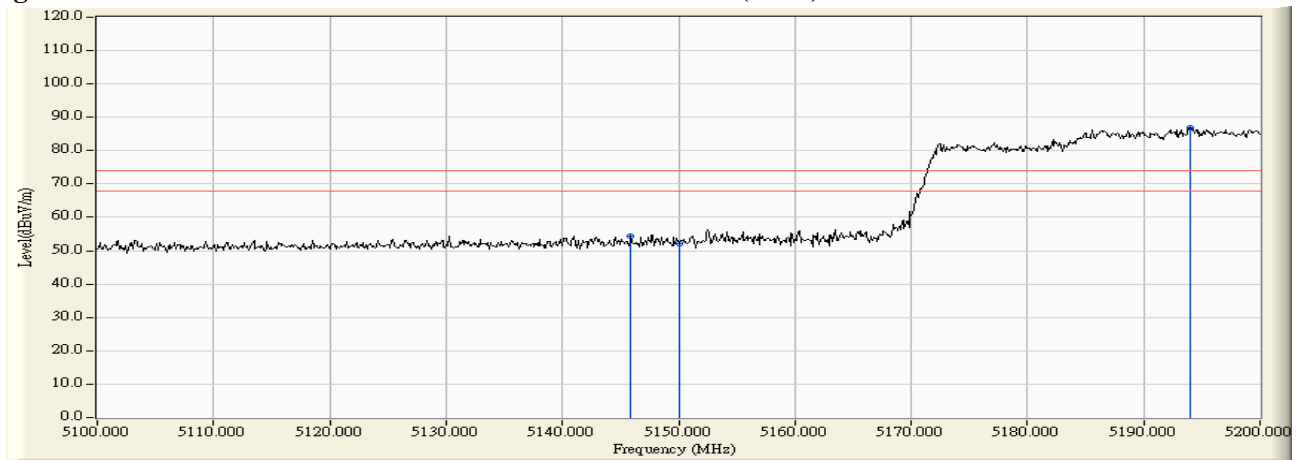
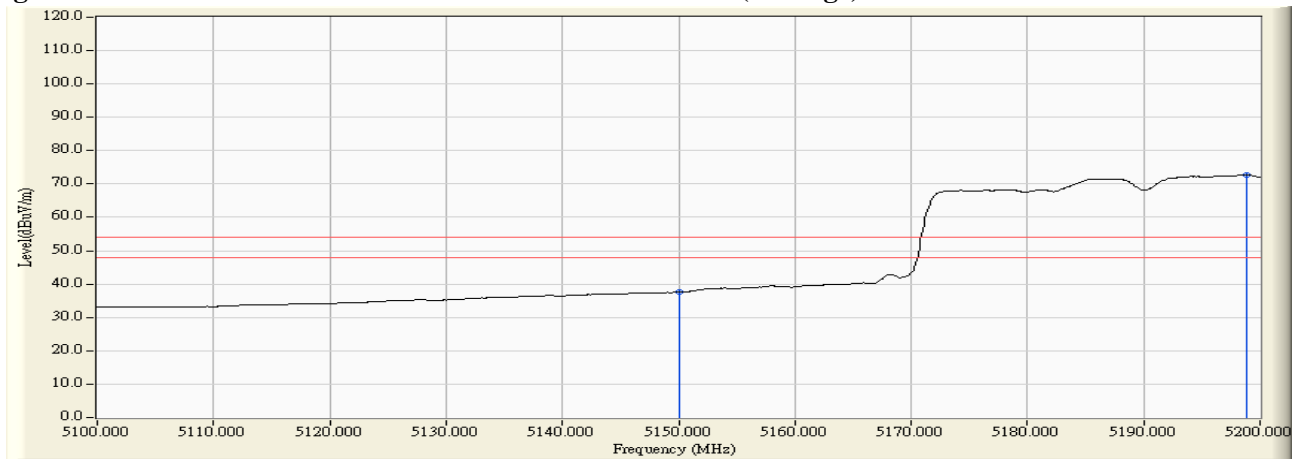


Figure Channel 42: Horizontal (Average)



Note:

1. All readings above 1GHz are performed with peak and/or average measurements as necessary.
2. Peak measurements: RBW = 1MHz, VBW = 3 MHz, Sweep: Auto.
3. Average measurements: RBW = 1MHz, VBW = 10 Hz, Sweep: Auto.
4. “ * ”, means this data is the worst emission level.
5. Measurement Level = Reading Level + Correct Factor.
6. The average measurement was not performed when the peak measured data under the limit of average detection.

Product : Intel® Dual Band Wireless-AC 7260
 Test Item : Band Edge Data
 Test Site : No.3 OATS
 Test Mode : Mode 6: Transmit (802.11ac-80BW)_ANT1+ANT2)-Channel 42

RF Radiated Measurement (Vertical):

Channel No.	Frequency (MHz)	Correct Factor (dB)	Reading Level (dBuV)	Emission Level (dBuV/m)	Peak Limit (dBuV/m)	Average Limit (dBuV/m)	Result
42 (Peak)	5142.600	3.295	53.343	56.638	74.00	54.00	Pass
42 (Peak)	5150.000	3.331	48.944	52.276	74.00	54.00	Pass
42 (Peak)	5196.600	3.553	89.555	93.108	--	--	--
42 (Average)	5150.000	3.331	38.334	41.666	74.00	54.00	Pass
42 (Average)	5198.900	3.565	75.071	78.635	--	--	--

Figure Channel 42: Vertical (Peak)

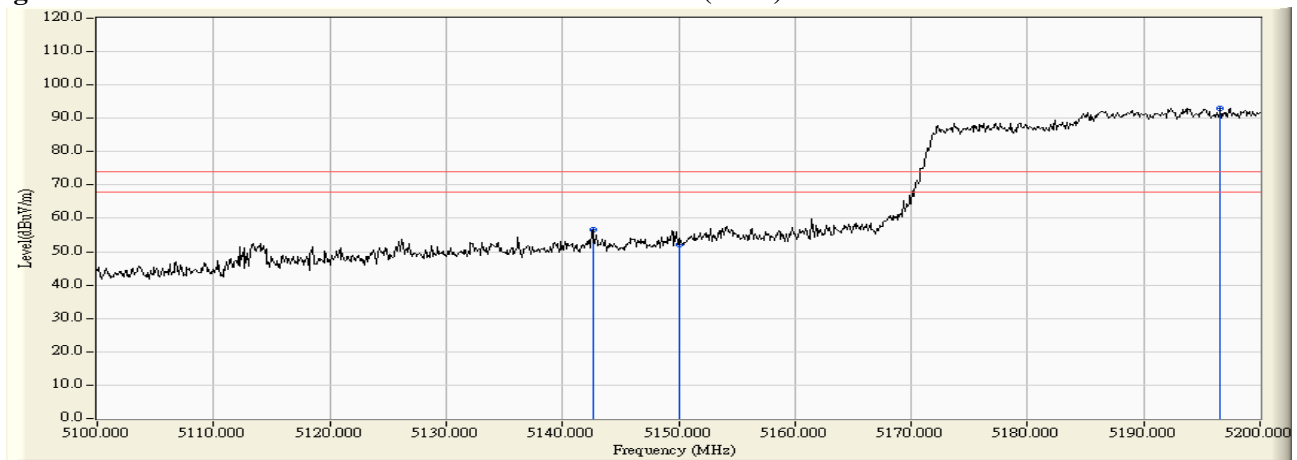
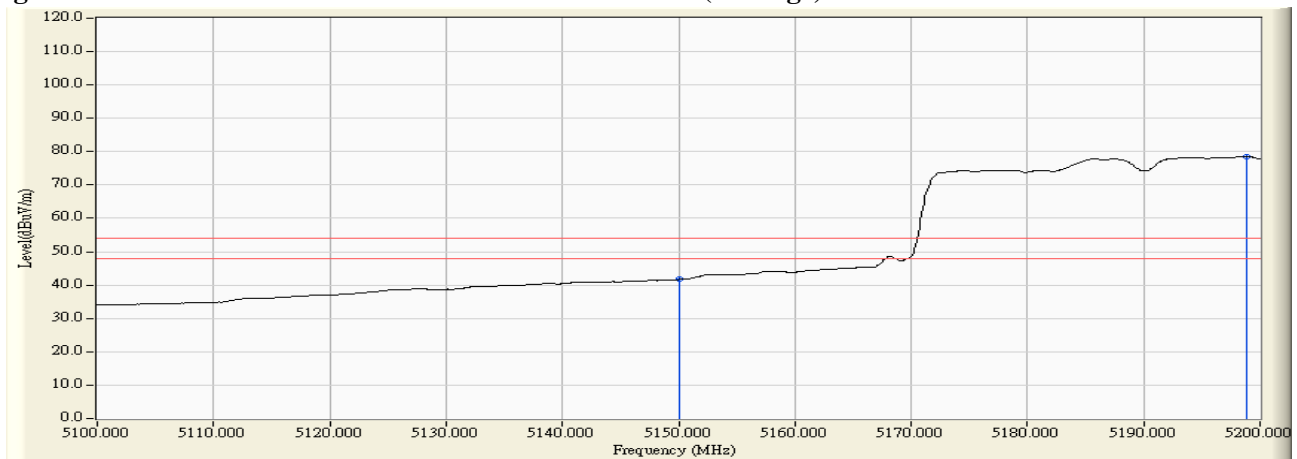


Figure Channel 42: Vertical (Average)



Note:

1. All readings above 1GHz are performed with peak and/or average measurements as necessary.
2. Peak measurements: RBW = 1MHz, VBW = 3 MHz, Sweep: Auto.
3. Average measurements: RBW = 1MHz, VBW = 10 Hz, Sweep: Auto.
4. “ * ”, means this data is the worst emission level.
5. Measurement Level = Reading Level + Correct Factor.
6. The average measurement was not performed when the peak measured data under the limit of average detection.

Product : Intel® Dual Band Wireless-AC 7260
 Test Item : Band Edge Data
 Test Site : No.3 OATS
 Test Mode : Mode 6: Transmit (802.11ac-80BW)_ANT1+ANT2)-Channel 58

RF Radiated Measurement (Horizontal):

Channel No.	Frequency (MHz)	Correct Factor (dB)	Reading Level (dBuV)	Emission Level (dBuV/m)	Peak Limit (dBuV/m)	Average Limit (dBuV/m)	Result
58 (Peak)	5302.300	3.677	91.224	94.901	--	--	--
58 (Peak)	5350.000	3.575	48.052	51.627	74.00	54.00	Pass
58 (Peak)	5352.700	3.564	51.247	54.811	74.00	54.00	Pass
58 (Average)	5301.300	3.678	75.336	79.015	--	--	--
58 (Average)	5350.000	3.575	36.085	39.660	74.00	54.00	Pass

Figure Channel 58: Horizontal (Peak)

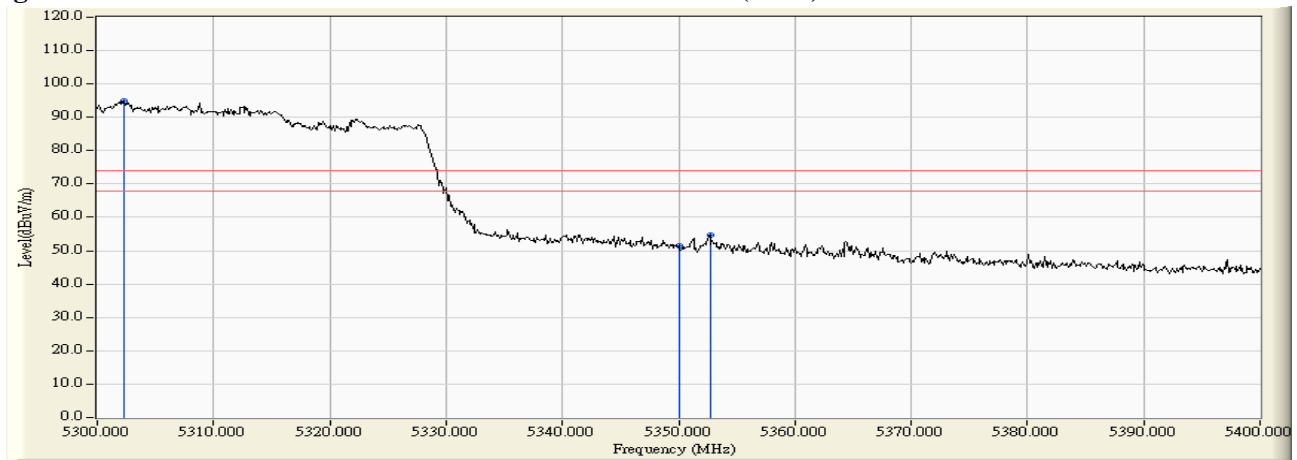
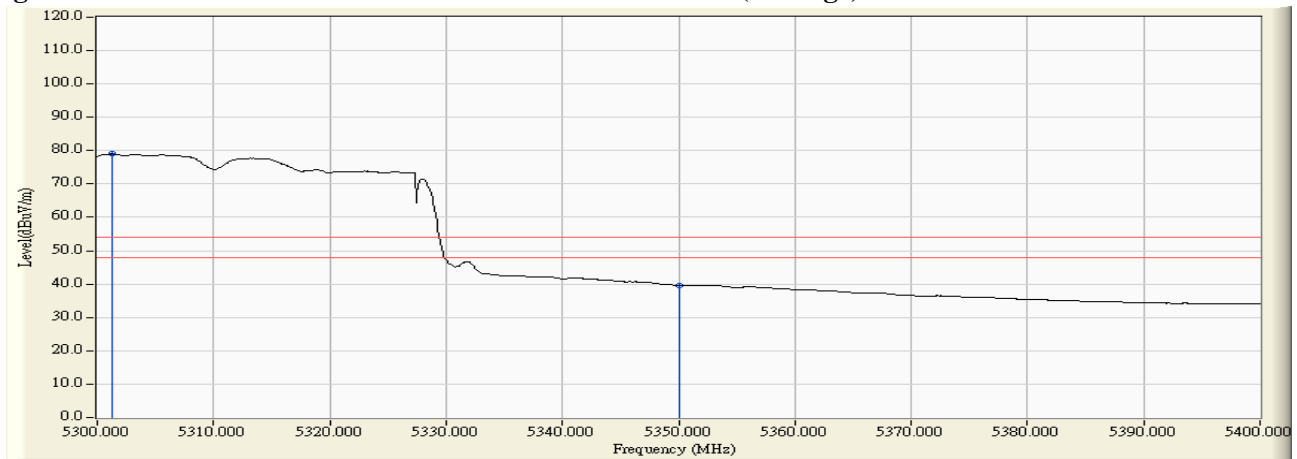


Figure Channel 58: Horizontal (Average)



Note:

1. All readings above 1GHz are performed with peak and/or average measurements as necessary.
2. Peak measurements: RBW = 1MHz, VBW = 3 MHz, Sweep: Auto.
3. Average measurements: RBW = 1MHz, VBW = 10 Hz, Sweep: Auto.
4. “ * ”, means this data is the worst emission level.
5. Measurement Level = Reading Level + Correct Factor.
6. The average measurement was not performed when the peak measured data under the limit of average detection.

Product : Intel® Dual Band Wireless-AC 7260
 Test Item : Band Edge Data
 Test Site : No.3 OATS
 Test Mode : Mode 6: Transmit (802.11ac-80BW)_ANT1+ANT2)-Channel 58

RF Radiated Measurement (Vertical):

Channel No.	Frequency (MHz)	Correct Factor (dB)	Reading Level (dBuV)	Emission Level (dBuV/m)	Peak Limit (dBuV/m)	Average Limit (dBuV/m)	Result
58 (Peak)	5306.400	3.876	94.633	98.509	--	--	--
58 (Peak)	5350.000	3.900	51.237	55.137	74.00	54.00	Pass
58 (Peak)	5353.400	3.893	54.160	58.053	74.00	54.00	Pass
58 (Average)	5301.200	3.871	79.059	82.930	--	--	--
58 (Average)	5350.000	3.900	39.649	43.549	74.00	54.00	Pass

Figure Channel 58: Vertical (Peak)

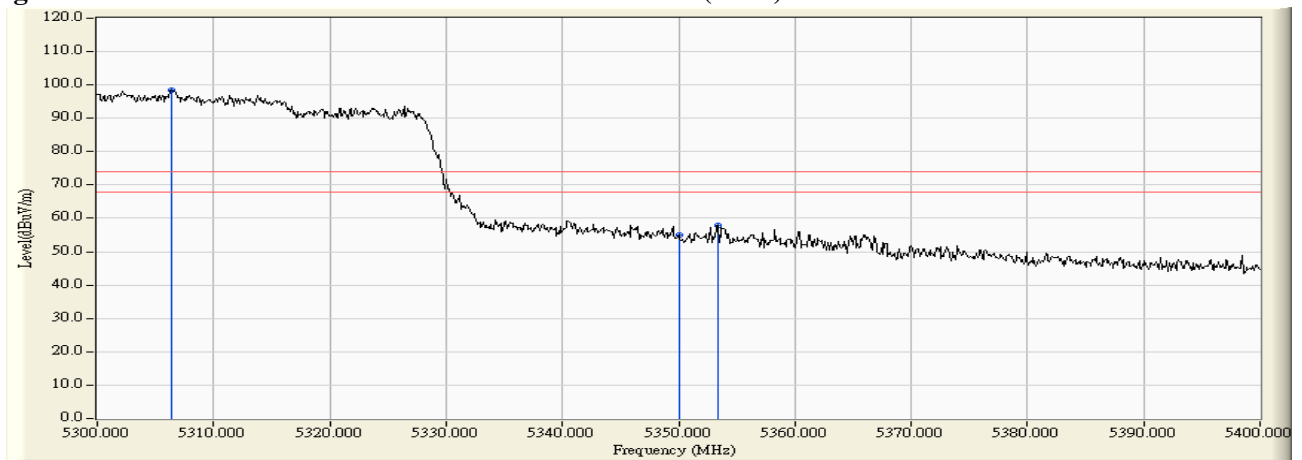
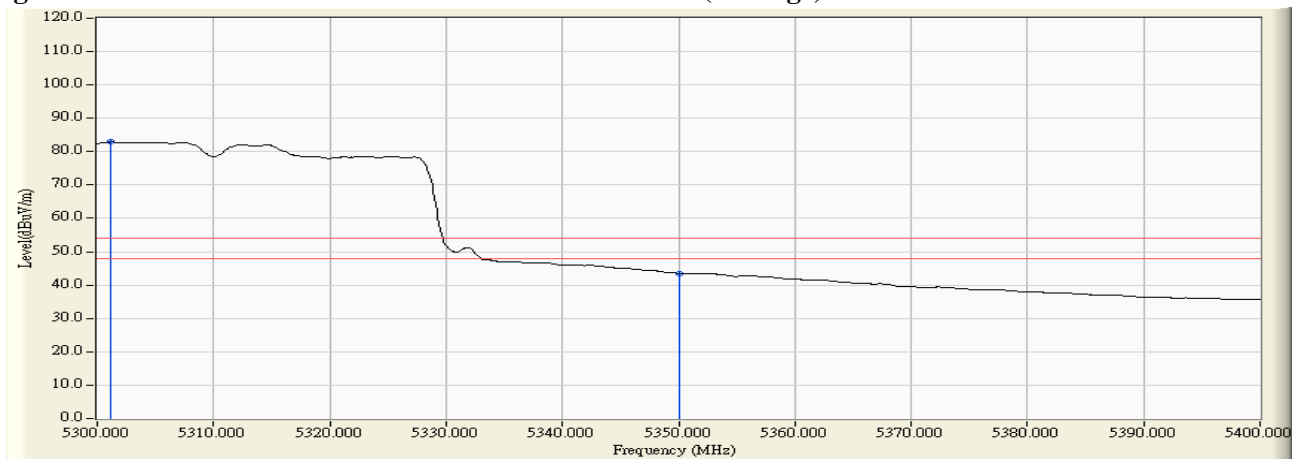


Figure Channel 58: Vertical (Average)



Note:

1. All readings above 1GHz are performed with peak and/or average measurements as necessary.
2. Peak measurements: RBW = 1MHz, VBW = 3 MHz, Sweep: Auto.
3. Average measurements: RBW = 1MHz, VBW = 10 Hz, Sweep: Auto.
4. “ * ”, means this data is the worst emission level.
5. Measurement Level = Reading Level + Correct Factor.
6. The average measurement was not performed when the peak measured data under the limit of average detection.

Product : Intel® Dual Band Wireless-AC 7260
 Test Item : Band Edge Data
 Test Site : No.3 OATS
 Test Mode : Mode 6: Transmit (802.11ac-80BW)_ANT1+ANT2)-Channel 106

RF Radiated Measurement (Horizontal):

Channel No.	Frequency (MHz)	Correct Factor (dB)	Reading Level (dBuV)	Emission Level (dBuV/m)	Peak Limit (dBuV/m)	Average Limit (dBuV/m)	Result
106 (Peak)	5446.200	3.577	55.269	58.846	74.00	54.00	Pass
106 (Peak)	5460.000	3.775	49.357	53.132	74.00	54.00	Pass
106 (Peak)	5506.500	4.545	88.577	93.122	--	--	--
106 (Average)	5460.000	3.775	38.446	42.221	74.00	54.00	Pass
106 (Average)	5507.500	4.544	73.387	77.931	--	--	--

Figure Channel 106: Horizontal (Peak)

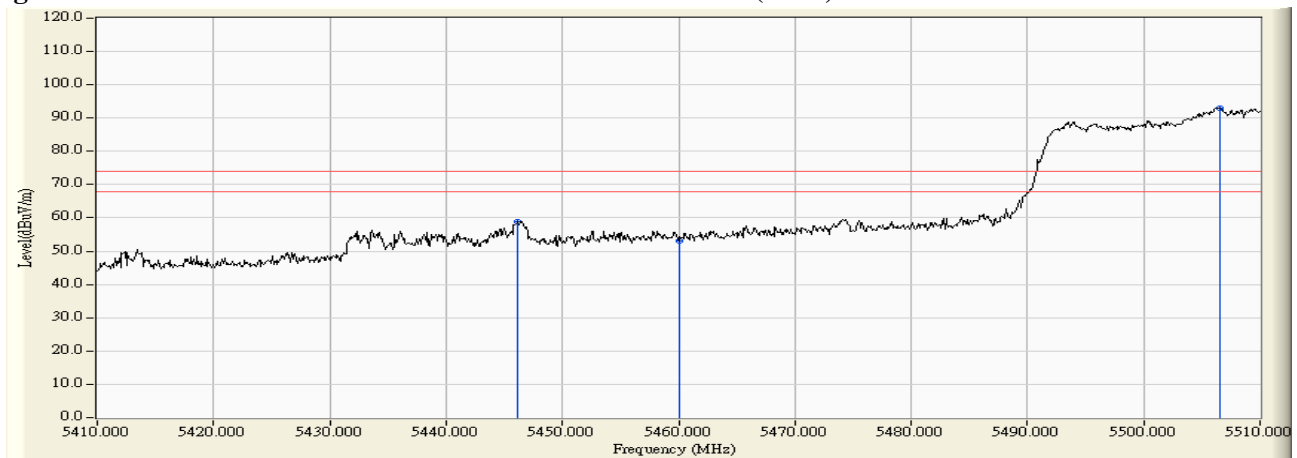
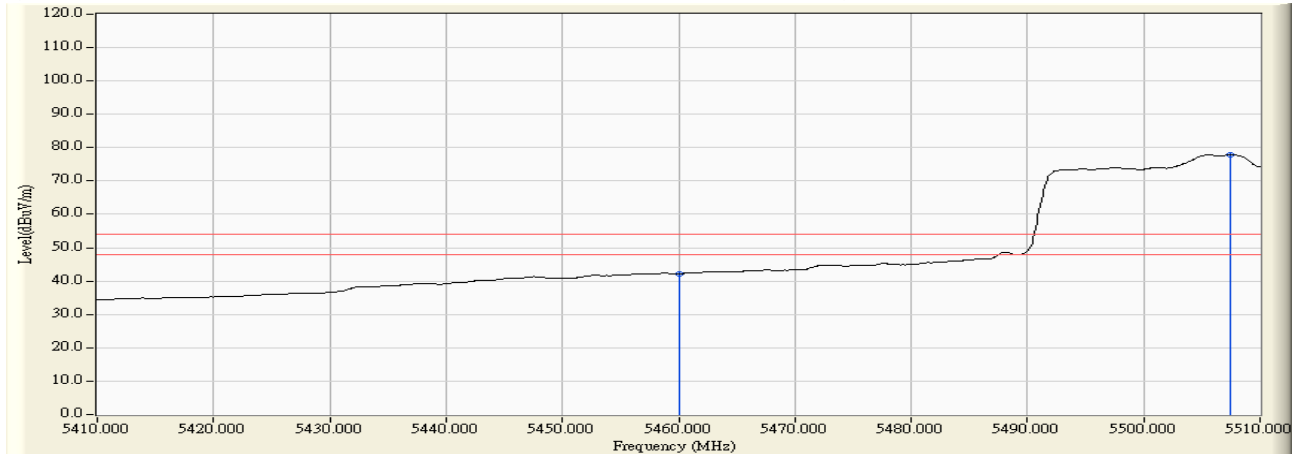


Figure Channel 106: Horizontal (Average)



Note:

1. All readings above 1GHz are performed with peak and/or average measurements as necessary.
2. Peak measurements: RBW = 1MHz, VBW = 3 MHz, Sweep: Auto.
3. Average measurements: RBW = 1MHz, VBW = 10 Hz, Sweep: Auto.
4. “ * ”, means this data is the worst emission level.
5. Measurement Level = Reading Level + Correct Factor.
6. The average measurement was not performed when the peak measured data under the limit of average detection.

Product : Intel® Dual Band Wireless-AC 7260
 Test Item : Band Edge Data
 Test Site : No.3 OATS
 Test Mode : Mode 6: Transmit (802.11ac-80BW)_ANT1+ANT2)-Channel 106

RF Radiated Measurement (Vertical):

Channel No.	Frequency (MHz)	Correct Factor (dB)	Reading Level (dBuV)	Emission Level (dBuV/m)	Peak Limit (dBuV/m)	Average Limit (dBuV/m)	Result
106 (Peak)	5446.200	3.806	58.531	62.337	74.00	54.00	Pass
106 (Peak)	5460.000	3.934	53.437	57.372	74.00	54.00	Pass
106 (Peak)	5508.000	4.512	92.648	97.159	--	--	--
106 (Average)	5460.000	3.934	42.119	46.054	74.00	54.00	Pass
106 (Average)	5507.300	4.511	77.542	82.053	--	--	--

Figure Channel 106: Vertical (Peak)

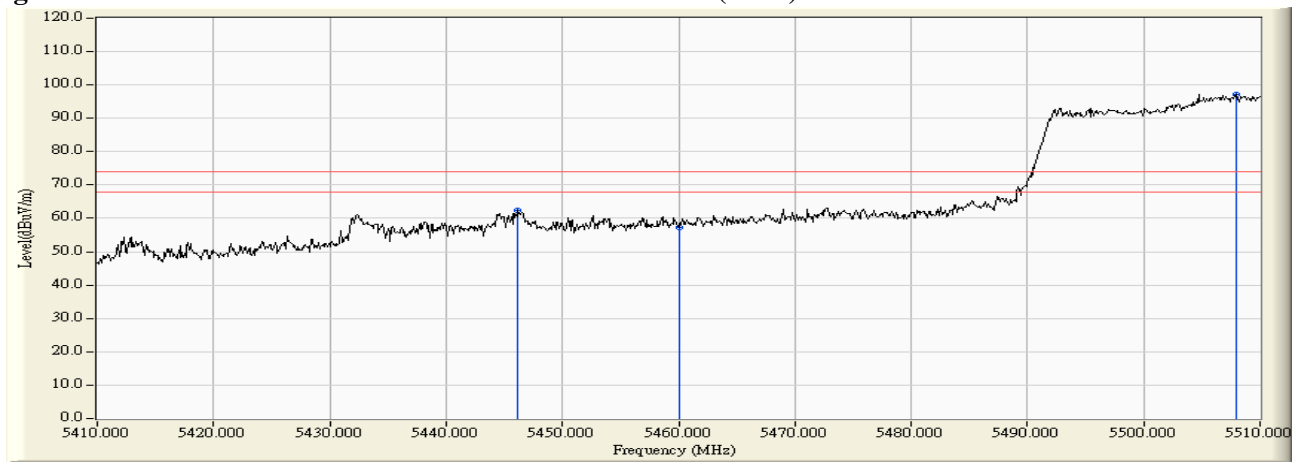
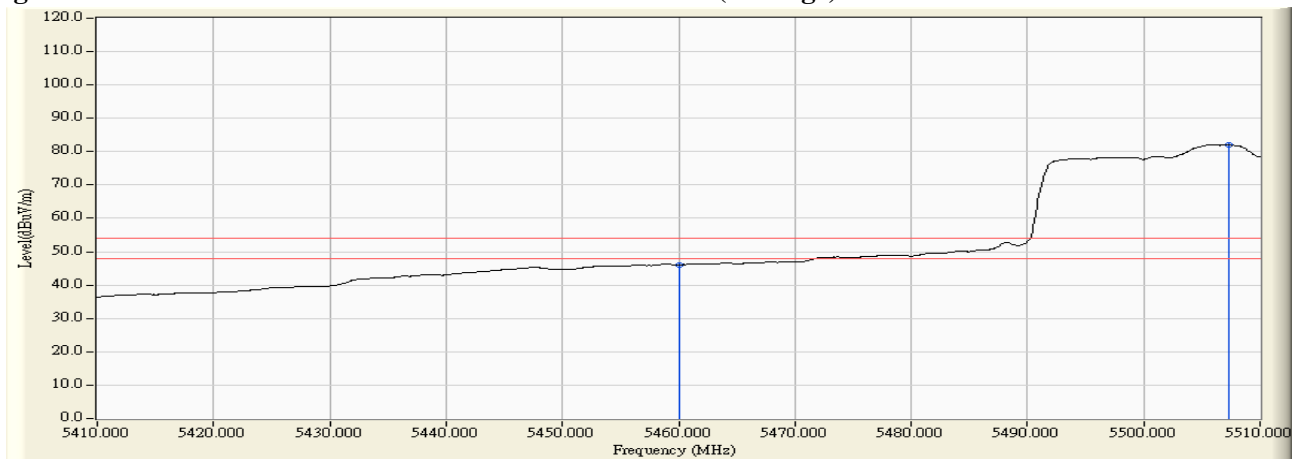


Figure Channel 106: Vertical (Average)



Note:

1. All readings above 1GHz are performed with peak and/or average measurements as necessary.
2. Peak measurements: RBW = 1MHz, VBW = 3 MHz, Sweep: Auto.
3. Average measurements: RBW = 1MHz, VBW = 10 Hz, Sweep: Auto.
4. “ * ”, means this data is the worst emission level.
5. Measurement Level = Reading Level + Correct Factor.
6. The average measurement was not performed when the peak measured data under the limit of average detection.

Product : Intel® Dual Band Wireless-AC 7260
 Test Item : Band Edge Data
 Test Site : No.3 OATS
 Test Mode : Mode 6: Transmit (802.11ac-80BW)_ANT1)-Channel 106

RF Radiated Measurement:

	Frequency (MHz)	Correct Factor (dB)	Reading Level (dBm)	Measure Level (dBm/m)	Margin (dB)	Limit (dBm/m)	Result
Horizontal	5470.000	18.334	-66.230	-47.896	-20.896	-27.000	Pass

	Frequency (MHz)	Correct Factor (dB)	Reading Level (dBm)	Measure Level (dBm/m)	Margin (dB)	Limit (dBm/m)	Result
Vertical	5470.000	19.335	-62.230	-42.895	-15.895	-27.000	Pass

Product : Intel® Dual Band Wireless-AC 7260
 Test Item : Band Edge Data
 Test Site : No.3 OATS
 Test Mode : Mode 6: Transmit (802.11ac-80BW)_ANT2)-Channel 106

RF Radiated Measurement:

	Frequency (MHz)	Correct Factor (dB)	Reading Level (dBm)	Measure Level (dBm/m)	Margin (dB)	Limit (dBm/m)	Result
Horizontal	5470.000	18.334	-68.350	-50.016	-23.016	-27.000	Pass

	Frequency (MHz)	Correct Factor (dB)	Reading Level (dBm)	Measure Level (dBm/m)	Margin (dB)	Limit (dBm/m)	Result
Vertical	5470.000	19.335	-68.120	-48.785	-21.785	-27.000	Pass

Product : Intel® Dual Band Wireless-AC 7260
 Test Item : Band Edge Data
 Test Site : No.3 OATS
 Test Mode : Mode 6: Transmit (802.11ac-80BW)_ANT1+ANT2)-Channel 106

RF Radiated Measurement:

	Frequency (MHz)	Correct Factor (dB)	Reading Level (dBm)	Measure Level (dBm/m)	Margin (dB)	Limit (dBm/m)	Result
Horizontal	5470.000	18.334	-74.380	-56.046	-29.046	-27.000	Pass

	Frequency (MHz)	Correct Factor (dB)	Reading Level (dBm)	Measure Level (dBm/m)	Margin (dB)	Limit (dBm/m)	Result
Vertical	5470.000	19.335	-74.070	-54.735	-27.735	-27.000	Pass

Product : Intel® Dual Band Wireless-AC 7260
 Test Item : Band Edge Data
 Test Site : No.3 OATS
 Test Mode : Mode 6: Transmit (802.11ac-80BW)_ANT1)-Channel 138

RF Radiated Measurement:

	Frequency (MHz)	Correct Factor (dB)	Reading Level (dBm)	Measure Level (dBm/m)	Margin (dB)	Limit (dBm/m)	Result
Horizontal	5825.000	18.983	-67.120	-48.137	-31.137	-17.000	Pass
Horizontal	5835.000	19.106	-69.320	-50.214	-23.214	-27.000	Pass

	Frequency (MHz)	Correct Factor (dB)	Reading Level (dBm)	Measure Level (dBm/m)	Margin (dB)	Limit (dBm/m)	Result
Vertical	5825.000	20.205	-64.210	-44.005	-27.005	-17.000	Pass
Vertical	5835.000	20.326	-65.230	-44.904	-17.904	-27.000	Pass

Product : Intel® Dual Band Wireless-AC 7260
 Test Item : Band Edge Data
 Test Site : No.3 OATS
 Test Mode : Mode 6: Transmit (802.11ac-80BW)_ANT2)-Channel 138

RF Radiated Measurement:

	Frequency (MHz)	Correct Factor (dB)	Reading Level (dBm)	Measure Level (dBm/m)	Margin (dB)	Limit (dBm/m)	Result
Horizontal	5825.000	18.983	-67.380	-48.397	-31.397	-17.000	Pass
Horizontal	5835.000	19.106	-67.260	-48.154	-21.154	-27.000	Pass

	Frequency (MHz)	Correct Factor (dB)	Reading Level (dBm)	Measure Level (dBm/m)	Margin (dB)	Limit (dBm/m)	Result
Vertical	5825.000	20.205	-68.140	-47.935	-30.935	-17.000	Pass
Vertical	5835.000	20.326	-67.020	-46.694	-19.694	-27.000	Pass

Product : Intel® Dual Band Wireless-AC 7260
 Test Item : Band Edge Data
 Test Site : No.3 OATS
 Test Mode : Mode 6: Transmit (802.11ac-80BW)_ANT1+ANT2)-Channel 138

RF Radiated Measurement:

	Frequency (MHz)	Correct Factor (dB)	Reading Level (dBm)	Measure Level (dBm/m)	Margin (dB)	Limit (dBm/m)	Result
Horizontal	5825.000	18.983	-75.980	-56.997	-39.997	-17.000	Pass
Horizontal	5835.000	19.106	-77.060	-57.954	-30.954	-27.000	Pass

	Frequency (MHz)	Correct Factor (dB)	Reading Level (dBm)	Measure Level (dBm/m)	Margin (dB)	Limit (dBm/m)	Result
Vertical	5825.000	20.205	-76.020	-55.815	-38.815	-17.000	Pass
Vertical	5835.000	20.326	-77.080	-56.754	-29.754	-27.000	Pass

5. EMI Reduction Method During Compliance Testing

No modification was made during testing.

Attachment 1: EUT Test Photographs

Attachment 2: EUT Detailed Photographs