




## **APPENDIX D: Photographs**




**Fig. 1. Module frontal view**




**Fig. 2. Module rear view**



**Fig. 3. Antenna frontal view**




**Fig. 4. Test set-up for radiated measurements above 30MHz to 18GHz**



**Fig. 5. Test set-up for radiated measurements above 18GHz to 40GHz**





**Fig. 6. Test set-up for conducted measurements**