

# RF Exposure Lab

802 N. Twin Oaks Valley Road, Suite 105 • San Marcos, CA 92069 • U.S.A.

TEL (760) 471-2100 • FAX (760) 471-2121

<http://www.rfexposurelab.com>

## CERTIFICATE OF COMPLIANCE SAR EVALUATION

Intel Corporation  
100 Center Point Circle, Suite 200  
Columbia, SC 29210


Dates of Test: November 4 – 10, 2011  
Test Report Number: SAR.20111103

FCC ID:	PD9633ANH and PD9633ANHU
IC Certificate:	1000M-633ANH and 1000M-633ANHU
Model(s):	Intel® Centrino® Ultimate-N 6300 (Model 633ANHMW & 633ANHU)
Test Sample:	Engineering Unit Same as Production
MAC Address:	0015005A196C
Equipment Type:	Wireless Module
Classification:	Portable Transmitter Next to Body
TX Frequency Range:	2412 – 2462 MHz; 5180 – 5320 MHz; 5500 – 5700 MHz; 5745 – 5825 MHz
Frequency Tolerance:	± 2.5 ppm
Maximum RF Output:	2450 MHz (b) – 16.76 dB, 2450 MHz (g) – 16.80 dB, 2450 MHz (n) – 16.71 dB, 5250 MHz (a) – 16.83 dB, 5250 MHz (n) – 16.75 dB, 5600 MHz (a) – 16.97 dB, 5600 MHz (n) – 16.88 dB, 5800 MHz (a) – 16.48 dB, 5800 MHz (n) – 16.44 dB
Signal Modulation:	Conducted DSSS, OFDM
Antenna Type:	Shanghai Universe Communications Electron Co., Ltd., PIFA Antenna
Application Type:	Certification
FCC Rule Parts:	Part 2, 15C, 15E
KDB Test Methodology:	KDB 447498, KDB 248227, KDB 616217
Industry Canada:	RSS-102, Safety Code 6
Maximum SAR Value:	0.399 W/kg
Separation Distance:	13 mm

This wireless mobile and/or portable device has been shown to be compliant for localized specific absorption rate (SAR) for uncontrolled environment/general exposure limits specified in ANSI/IEEE Std. C95.1-1992 and had been tested in accordance with the measurement procedures specified in IEEE 1528-2003, and OET Bulletin 65 Supp. C (See test report).

I attest to the accuracy of the data. All measurements were performed by myself or were made under my supervision and are correct to the best of my knowledge and belief. I assume full responsibility for the completeness of these measurements and vouch for the qualifications of all persons taking them.

RF Exposure Lab, LLC certifies that no party to this application is subject to a denial of Federal benefits that includes FCC benefits pursuant to Section 5301 of the Anti-Drug Abuse Act of 1988, 21 U.S.C. 853(a).



Jay M. Moulton  
Vice President



Certificate # 2387.01

## Table of Contents

1. Introduction .....	3
SAR Definition [5] .....	3
2. SAR Measurement Setup .....	4
Robotic System.....	4
System Hardware .....	4
System Description.....	4
E-Field Probe.....	5
3. Robot Specifications .....	7
4. Probe and Dipole Calibration .....	8
5. Phantom & Simulating Tissue Specifications .....	9
SAM Phantom .....	9
Head & Body Simulating Mixture Characterization .....	9
Device Holder .....	9
6. ANSI/IEEE C95.1 – 1992 RF Exposure Limits [2].....	10
Uncontrolled Environment .....	10
Controlled Environment .....	10
7. Measurement Uncertainty .....	11
8. System Validation .....	12
Tissue Verification .....	12
Test System Verification .....	12
9. SAR Test Data Summary.....	13
Procedures Used To Establish Test Signal .....	13
Device Test Condition.....	13
SAR Data Summary – 2450 MHz Body 802.11b .....	18
SAR Data Summary – 5150 MHz Body 802.11a .....	19
SAR Data Summary – 5250 MHz Body 802.11a .....	20
SAR Data Summary – 5600 MHz Body 802.11a .....	21
SAR Data Summary – 5800 MHz Body 802.11a .....	22
10. Enhanced Energy Coupling.....	23
11. Test Equipment List.....	25
12. Conclusion.....	26
13. References .....	27
Appendix A – System Validation Plots and Data.....	28
Appendix B – SAR Test Data Plots .....	46
Appendix C – SAR Test Setup Photos .....	232
Appendix D – Probe Calibration Data Sheets .....	238
Appendix E – Dipole Calibration Data Sheets .....	259
Appendix F – Phantom Calibration Data Sheets .....	281

## 1. Introduction

This measurement report shows compliance of the Intel Corporation Model Intel® Centrino® Ultimate-N 6300 (Model 633ANHMW & 633ANHU) FCC ID: PD9633ANH and PD9633ANHU with FCC Part 2, 1093, ET Docket 93-62 Rules for mobile and portable devices and IC Certificate: 1000M-633ANH and 1000M-633ANHU with RSS102 & Safety Code 6. The FCC have adopted the guidelines for evaluating the environmental effects of radio frequency radiation in ET Docket 93-62 on August 6, 1996 to protect the public and workers from the potential hazards of RF emissions due to FCC regulated portable devices. [1], [6]

The test results recorded herein are based on a single type test of Intel Corporation model Intel® Centrino® Ultimate-N 6300 (Model 633ANHMW & 633ANHU) and therefore apply only to the tested sample.

The module is sold under two different FCC/IC ID numbers. The ID's ending in "U" are intended to allow user install conditions and host systems must be provided with a BIOS locking feature that prevents installation of unauthorized device.

The test procedures, as described in ANSI C95.1 – 1999 Standard for Safety Levels with Respect to Human Exposure to Radio Frequency Electromagnetic Fields, 3 kHz to 300 GHz [2], ANSI C95.3 – 2002 Recommended Practice for the Measurement of Potentially Hazardous Electromagnetic Fields [3], FCC OET Bulletin 65 Supp. C – 2001 [4], IEEE Std.1528 – 2003 Recommended Practice [5], and Industry Canada Safety Code 6 Limits of Human Exposure to Radiofrequency Electromagnetic Fields in the Frequency Range from 3kHz to 300 GHz were employed.

### SAR Definition [5]

Specific Absorption Rate is defined as the time derivative (rate) of the incremental energy ( $dW$ ) absorbed by (dissipated in) an incremental mass ( $dm$ ) contained in a volume element ( $dV$ ) of a given density ( $\rho$ ).

$$SAR = \frac{d}{dt} \left( \frac{dW}{dm} \right) = \frac{d}{dt} \left( \frac{dW}{\rho dV} \right)$$

SAR is expressed in units of watts per kilogram (W/kg). SAR can be related to the electric field at a point by

$$SAR = \frac{\sigma |E|^2}{\rho}$$

where:

$\sigma$  = conductivity of the tissue (S/m)

$\rho$  = mass density of the tissue (kg/m<sup>3</sup>)

$E$  = rms electric field strength (V/m)

## 2. SAR Measurement Setup

### Robotic System

The measurements are conducted utilizing the ALSAS-10-U automated dosimetric assessment system. The ALSAS-10-U is designed and manufactured by Aprel Laboratories in Nepean, Ontario, Canada. The system utilizes a Robcomm 3 robot manufactured by ThermoCRS located in Michigan USA.

### System Hardware

The system consists of a six axis articulated arm, controller for precise probe positioning (0.05 mm repeatability), a power supply, a teach pendant for teaching area scans, near field probe, an IBM Pentium 4™ 2.66 GHz PC with Windows XP Pro™, and custom software developed to enable communications between the robot controller software and the host operating system.

An amplifier is located on the articulated arm, which is isolated from the custom designed end effector and robot arm. The end effector provides the mechanical touch detection functionality and probe connection interface. The amplifier is functionally validated within the manufacturer's site and calibrated at NCL Calibration Laboratories. A Data Acquisition Card (DAC) is used to collect the signal as detected by the isotropic e-field probe. The DAC manufacturer calibrates the DAC to NIST standards. A formal validation is executed using all mechanical and electronic components to prove conformity of the measurement platform as a whole.

### System Description

The ALSAS-10-U has been designed to measure devices within the compliance environment to meet all recognized standards. The system also conforms to standards, which are currently being developed by the scientific and manufacturing community.

The course scan resolution is defined by the operator and reflects the requirements of the standard to which the device is being tested. Precise measurements are made within the predefined course scan area and the values are logged.

The user predefines the sample rate for which the measurements are made so as to ensure that the full duty-cycle of a pulse modulation device is covered during the sample. The following algorithm is an example of the function used by the system for linearization of the output for the probe.

$$V_i = U_i + U_i^2 \bullet \frac{cf}{dcp_i}$$



The April E-Field probe is evaluated to establish the diode compression point.

A complex algorithm is then used to calculate the values within the measured points down to a resolution of 1mm. The data from this process is then used to provide the co-ordinates from which the cube scan is created for the determination of the 1 g and 10 g averages.

Cube scan averaging consists of a number of complex algorithms, which are used to calculate the one, and ten gram averages. The basis for the cube scan process is centered on the location where the maximum measured SAR value was found. When a secondary peak value is found which is within 60% of the initial peak value, the system will report this back to the operator who can then assess the need for further analysis of both the peak values prior to the one and ten-gram cube scan averaging process. The algorithm consists of 3D cubic Spline, and Lagrange extrapolation to the surface, which form the matrix for calculating the measurement output for the one and ten gram average values. The resolution for the physical scan integral is user defined with a final calculated resolution down to 1mm.

In-depth analysis for the differential of the physical scanning resolution for the cube scan analysis has been carried out, to identify the optimum setting for the probe positioning steps, and this has been determined at 8mm increments on the X, & Y planes. The reduction of the physical step increment increased the time taken for analysis but did not provide a better uncertainty or return on measured values.

The final output from the system provides data for the area scan measurements, physical and splined (1mm resolution) cube scan with physical and calculated values (1mm resolution).

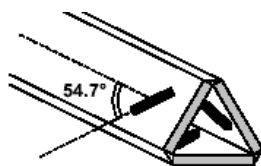
The overall uncertainty for the methodology and algorithms the ALSAS-10-U used during the SAR calculation was evaluated using the data from IEEE 1528 f3 algorithm:

$$f_3(x, y, z) = A \frac{a^2}{\frac{a^2}{4} + x'^2 + y'^2} \left( e^{-\frac{2z}{a}} + \frac{a^2}{2(a + 2z)^2} \right)$$

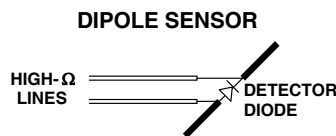
The probe used during the measurement process has been assessed to provide values for diode compression. These values are calculated during the probe calibration exercise and are used in the mathematical calculations for the assessment of SAR.

## E-Field Probe

The E-field probe used by RF Exposure Lab, LLC, has been fully calibrated and assessed for isotropic, and boundary effect. The probe utilizes a triangular sensor arrangement as detailed in the diagram below right.



**Δ-BEAM**



The SAR is assessed with the probe which moves at a default height of 4mm from the center of the diode, which is mounted to the sensor, to the phantom surface (Z height). The diagram above right shows how the center of the sensor is defined with the location of the diode placed at the center of the dipole. The 4mm default in the Z axis is the optimum height for assessing SAR where the boundary effect is at its least, with the probe located closest to the phantom surface (boundary).

The manufacturer specified precision of the robot is  $\pm 0.05$  mm and the precision of the APREL bottom detection device is  $\pm 0.1$  mm. These precisions are calibrated and tested in the manufacturing process of the bottom detection device. A constant distance is maintained because the surface of the phantom is dynamically detected for each point. The surface detection algorithm corrects the position of the robot so that the probe rests on the surface of the phantom. The probe is then moved to the measurement location 2.44 mm above the phantom surface resulting in the probe center location to be at 4.0 mm above the phantom surface. Therefore, the probe sensor will be at 4.0 mm above the phantom surface  $\pm 0.1$  mm for each SAR location for frequencies below 3 GHz. The probe is moved to the measurement location 1.44 mm above the phantom surface resulting in the probe center location to be at 2.0 mm above the phantom surface. Therefore, the probe sensor will be at 2.0 mm above the phantom surface  $\pm 0.1$  mm for each SAR location for frequencies above 3 GHz.

The probe boundary effect compensation cannot be disabled in the ALSAS-10U testing system. The probe tip will always be at least half a probe tip diameter from the phantom surface. For frequencies up to 3 GHz, the probe diameter is 5 mm. With the sensor offset set at 1.54 mm (default setting), the sensor to phantom gap will be 4.0 mm which is greater than half the probe tip diameter. For frequencies greater than 3 GHz, the probe diameter is 3 mm. With the sensor offset set at 0.56 mm (default setting), the sensor to phantom gap will be 3.0 mm which is greater than half the probe tip diameter.

The separation of the first 2 measurement points in the zoom scan is specified in the test setup software. For frequencies below 3 GHz, the user must specify a zoom scan resolution of less than 6 mm in the z-axis to have the first two measurements within 1 cm of the surface. The z-axis is set to 4 mm as shown on each of the data sheets in Appendix B. For frequencies above 3 GHz, the user must specify a zoom scan resolution of less than 3 mm in the z-axis to have the first two measurements within 5 mm of the surface. The z-axis is set to 2 mm as shown on each of the data sheets in Appendix B.

The zoom scan volume for devices  $\leq 3$  GHz with a cube scan of 5x5x8 yields a volume of 32x32x28 mm<sup>3</sup>. For devices  $>3$  GHz and  $<4.5$  GHz, the cube scan of 9x9x9 yields a volume of 32x32x24 mm<sup>3</sup>. For devices  $\geq 4.5$  GHz, the cube scan of 7x7x12 yields a volume of 24x24x22 mm<sup>3</sup>.

### 3. Robot Specifications

#### Specifications

Positioner: ThermoCRS, Robot Model: Robocomm 3  
Repeatability: 0.05 mm  
No. of axis: 6

#### Data Acquisition Card (DAC) System

##### Cell Controller

Processor: Pentium 4™  
Clock Speed: 2.66 GHz  
Operating System: Windows XP Pro™

##### Data Converter

Features: Signal Amplifier, End Effector, DAC  
Software: ALSAS 10-U Software

#### E-Field Probe

Model: Various See Probe Calibration Sheet  
Serial Number: Various See Probe Calibration Sheet  
Construction: Triangular Core Touch Detection System  
Frequency: 10MHz to 6GHz

#### Phantom

Phantom: Uniphantom, Right Phantom, Left Phantom



## **4. Probe and Dipole Calibration**

**See Appendix D and E.**



## 5. Phantom & Simulating Tissue Specifications

### SAM Phantom



The Aprel system utilizes three separate phantoms. Each phantom for SAR assessment testing is a low loss dielectric shell, with shape and dimensions derived from the anthropomorphic data of the 90<sup>th</sup> percentile adult male head dimensions as tabulated by the US Army. The SAM phantom shell is bisected along the mid sagittal plane into right and left halves. The perimeter sidewalls of each phantom half is extended to allow filling with liquid to a depth of 15 cm that is sufficient to minimize reflections from the upper surface [5]. The Uni-Phantom is used to conduct body measurements and held to face measurements. The depth of the phantom allows for 15 cm of tissue material to be filled within the phantom. See photos in Appendix C.

### Head & Body Simulating Mixture Characterization

The head and body mixtures consist of the material based on the table listed below. The mixture is calibrated to obtain proper dielectric constant (permittivity) and conductivity of the desired tissue. Body tissue parameters that have not been specified in P1528 are derived from the tissue dielectric parameters computed from the 4-Cole-Cole equations.

**Table 5.1 Typical Composition of Ingredients for Tissue**

Ingredients	Simulating Tissue				
	2450 MHz Body	5250 MHz Body	5600 MHz Body	5785 MHz Body	
Mixing Percentage					
Water	73.20	58.85	59.00	59.00	
Sugar	0.00	41.00	40.60	40.60	
Salt	0.04	0.00	0.00	0.00	
HEC	0.00	0.10	0.30	0.30	
Bactericide	0.00	0.05	0.10	0.10	
DGBE	26.70	0.00	0.00	0.00	
Dielectric Constant	Target	52.70	48.96	48.47	48.25
Conductivity (S/m)	Target	1.95	5.35	5.77	5.96

### Device Holder



In combination with the SAM phantom, the mounting device enables the rotation of the mounted transmitter in spherical coordinates whereby the rotation point is the ear opening. The devices can easily, accurately, and repeatably be positioned according to the FCC specifications. The device holder can be locked at different phantom locations (left head, right head, and uni-phantom).

## 6. ANSI/IEEE C95.1 – 1992 RF Exposure Limits [2]

### Uncontrolled Environment

Uncontrolled Environments are defined as locations where there is the exposure of individuals who have no knowledge or control of their exposure. The general population/uncontrolled exposure limits are applicable to situations in which the general public may be exposed or in which persons who are exposed as a consequence of their employment may not be made fully aware of the potential for exposure or cannot exercise control over their exposure. Members of the general public would come under this category when exposure is not employment-related; for example, in the case of a wireless transmitter that exposes persons in its vicinity.

### Controlled Environment

Controlled Environments are defined as locations where there is exposure that may be incurred by persons who are aware of the potential for exposure, (i.e. as a result of employment or occupation). In general, occupational/controlled exposure limits are applicable to situations in which persons are exposed as a consequence of their employment, who have been made fully aware of the potential for exposure and can exercise control over their exposure. This exposure category is also applicable when the exposure is of a transient nature due to incidental passage through a location where the exposure levels may be higher than the general population/uncontrolled limits, but the exposed person is fully aware of the potential for exposure and can exercise control over his or her exposure by leaving the area or by some other appropriate means.

**Table 8.1 Human Exposure Limits**

	UNCONTROLLED ENVIRONMENT General Population (W/kg) or (mW/g)	CONTROLLED ENVIROMENT Professional Population (W/kg) or (mW/g)
SPATIAL PEAK SAR <sup>1</sup> Head	1.60	8.00
SPATIAL AVERAGE SAR <sup>2</sup> Whole Body	0.08	0.40
SPATIAL PEAK SAR <sup>3</sup> Hands, Feet, Ankles, Wrists	4.00	20.00

<sup>1</sup> The Spatial Peak value of the SAR averaged over any 1 gram of tissue (defined as a tissue volume in the shape of a cube) and over the appropriate averaging time.

<sup>2</sup> The Spatial Average value of the SAR averaged over the whole body.

<sup>3</sup> The Spatial Peak value of the SAR averaged over any 10 grams of tissue (defined as a tissue volume in the shape of a cube) and over the appropriate averaging time.

## 7. Measurement Uncertainty

### Exposure Assessment Measurement Uncertainty

Source of Uncertainty	Tolerance Value	Probability Distribution	Divisor	$c_i^1$ (1-g)	$c_i^1$ (10-g)	Standard Uncertainty (1-g) %	Standard Uncertainty (10-g) %	$v_i$
Measurement System								
Probe Calibration	3.5	normal	1	1	1	3.5	3.5	$\infty$
Axial Isotropy	3.7	rectangular	$\sqrt{3}$	0.7	0.7	1.5	1.5	$\infty$
Hemispherical Isotropy	10.9	rectangular	$\sqrt{3}$	0.7	0.7	4.4	4.4	$\infty$
Boundary Effect	1.0	rectangular	$\sqrt{3}$	1	1	0.6	0.6	$\infty$
Linearity	4.7	rectangular	$\sqrt{3}$	1	1	2.7	2.7	$\infty$
Detection Limit	1.0	rectangular	$\sqrt{3}$	1	1	0.6	0.6	$\infty$
Readout Electronics	1.0	normal	1	1	1	1.0	1.0	$\infty$
Response Time	0.8	rectangular	$\sqrt{3}$	1	1	0.5	0.5	$\infty$
Integration Time	1.7	rectangular	$\sqrt{3}$	1	1	1.0	1.0	$\infty$
RF Ambient Condition	3.0	rectangular	$\sqrt{3}$	1	1	1.7	1.7	$\infty$
Probe Positioner Mech. Restriction	0.4	rectangular	$\sqrt{3}$	1	1	0.2	0.2	$\infty$
Probe Positioning with respect to Phantom Shell	2.9	rectangular	$\sqrt{3}$	1	1	1.7	1.7	$\infty$
Extrapolation and Integration	3.7	rectangular	$\sqrt{3}$	1	1	2.1	2.1	$\infty$
Test Sample Positioning	4.0	normal	1	1	1	4.0	4.0	7
Device Holder Uncertainty	2.0	normal	1	1	1	2.0	2.0	2
Drift of Output Power	5.0	rectangular	$\sqrt{3}$	1	1	2.4	2.4	$\infty$
Phantom and Setup								
Phantom Uncertainty (shape & thickness tolerance)	3.4	rectangular	$\sqrt{3}$	1	1	2.0	2.0	$\infty$
Liquid Conductivity (target)	5.0	rectangular	$\sqrt{3}$	0.7	0.5	2.0	1.4	$\infty$
Liquid Conductivity (meas.)	0.5	normal	1	0.7	0.5	0.4	0.3	5
Liquid Permittivity (target)	5.0	rectangular	$\sqrt{3}$	0.6	0.5	1.7	1.4	$\infty$
Liquid Permittivity (meas.)	1.0	normal	1	0.6	0.5	0.6	0.5	5
Combined Uncertainty		RSS				9.6	9.4	>500
Combined Uncertainty (coverage factor=2)		Normal (k=2)				19.1	18.8	>500

## 8. System Validation

### Tissue Verification

**Table 8.1 Measured Tissue Parameters**

		2450 MHz Body		5250 MHz Body		5250 MHz Body	
Date(s)		Nov. 9, 2011		Nov. 4, 2011		Nov. 5, 2011	
Liquid Temperature (°C)	20.0	Target	Measured	Target	Measured	Target	Measured
Dielectric Constant: $\epsilon$		52.70	52.22	48.95	47.40	48.95	48.04
Conductivity: $\sigma$		1.95	1.97	5.36	5.53	5.36	5.40
		5600 MHz Body		5785 MHz Body			
Date(s)		Nov. 7, 2011		Nov. 8, 2011			
Liquid Temperature (°C)	20.0	Target	Measured	Target	Measured		
Dielectric Constant: $\epsilon$		48.47	48.09	48.22	48.09		
Conductivity: $\sigma$		5.77	5.82	5.98	6.02		

See Appendix A for data printout.

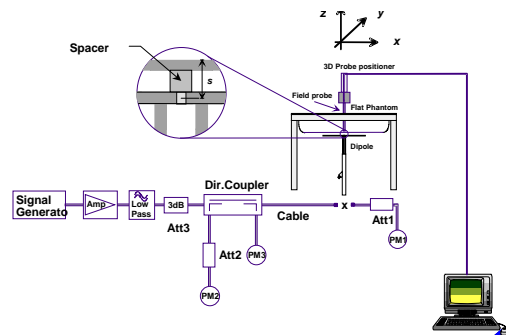
### Test System Verification

Prior to assessment, the system is verified to the  $\pm 10\%$  of the specifications at the test frequency by using the system kit. Power is normalized to 1 watt. (Graphic Plots Attached)

**Table 8.2 System Dipole Validation Target & Measured**

	Test Frequency	Targeted SAR <sub>1g</sub> (W/kg)	Measure SAR <sub>1g</sub> (W/kg)	Tissue Used for Verification	Deviation (%)
09-Nov-2011	2450 MHz	51.50	52.06	Body	+ 1.09
04-Nov-2011	5250 MHz	59.81	60.51	Body	+ 1.17
05-Nov-2011	5250 MHz	59.81	61.63	Body	+ 3.04
07-Nov-2011	5600 MHz	63.10	63.23	Body	+ 0.21
09-Nov-2011	5800 MHz	61.36	61.73	Body	+ 0.60

See Appendix A for data plots.



**Figure 8.1 Dipole Validation Test Setup**

Note: KDB 450824 was applied for probe calibration frequencies greater than or equal to 50 MHz of the DUT frequencies.

## **9. SAR Test Data Summary**

### **See Measurement Result Data Pages**

See Appendix B for SAR Test Data Plots.  
See Appendix C for SAR Test Setup Photos.

### **Procedures Used To Establish Test Signal**

The device was either placed into simulated transmit mode using the manufacturer's test codes or the actual transmission is activated through a base station simulator or similar equipment. See data pages for actual procedure used in measurement.

### **Device Test Condition**

In order to verify that the device was tested at full power, conducted output power measurements were performed before and after each SAR measurement to confirm the output power unless otherwise noted. If a conducted power deviation of more than 5% occurred, the test was repeated. The power drift of each test is measured at the start of the test and again at the end of the test. The drift percentage is calculated by the formula  $((\text{end}/\text{start})-1)*100$  and rounded to three decimal places. The drift percentage is calculated into the resultant SAR value on the data sheet for each test.

The EUT was installed into a laptop computer. The laptop computer was used to configure the EUT to continuously transmit at a maximum output power on the channel specified in the test data.

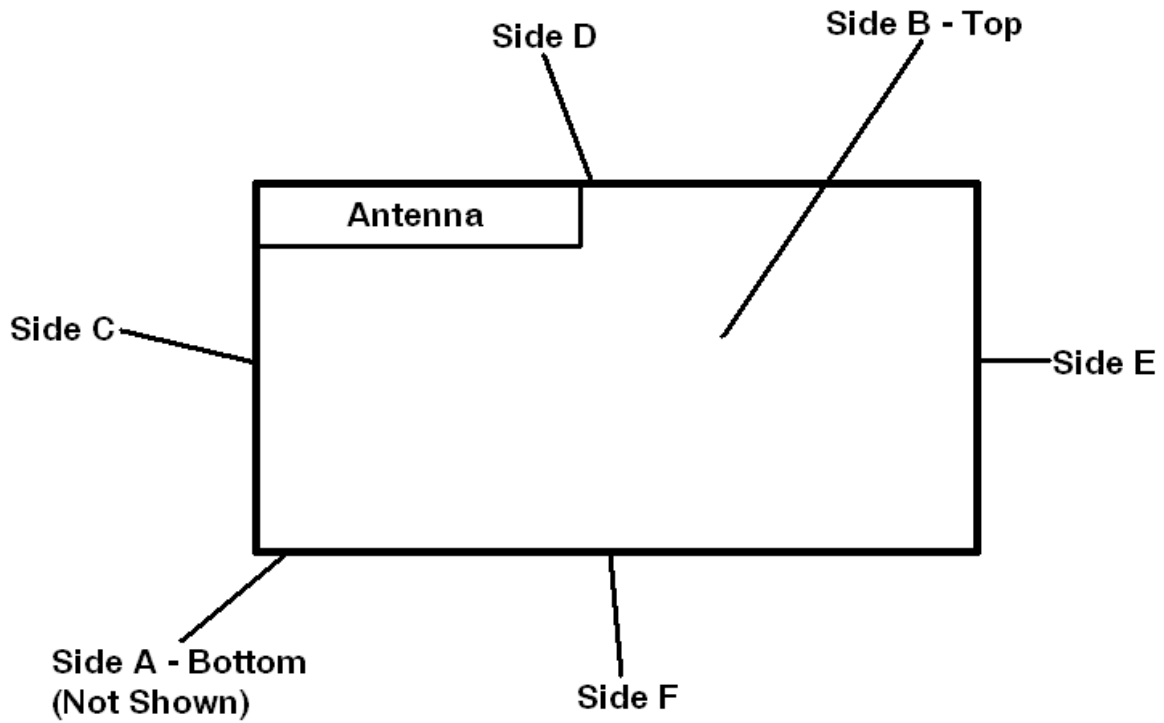
The data rates used when evaluating the WiFi transmitter were the lowest data rates for each mode. The device was operating at its maximum output power at the lowest data rate for all measurements.

The PC was using the Intel test utility DRTU Version 1.5.3-0320 and the device driver was version 15.0.0.51.

The EUT antenna is a 3-antenna PIFA antenna system – Shanghai Universe Communication Electron Co., Ltd. The antenna connects to the EUT via a non-standard antenna connector.

The antenna was tested on all six sides of the antenna device. During each test, the antenna was on a minimum of 10 cm of Styrofoam during the test. The coaxial cable from the module to the antenna was 500 mm in length. The laptop was set to be >10 cm from the antenna during the test. The following is a pictorial drawing of the locations.

**SAR Location Diagram**



Frequency	Channel	Antenna	Data Rate - B			
			1	2	5.5	11
2412	1	Chain A	16.63	16.42	15.76	15.32
2437	6	Chain A	16.71	16.49	15.85	15.41
2462	11	Chain A	16.52	16.31	15.69	15.21
2412	1	Chain B	16.53	16.18	15.42	15.09
2437	6	Chain B	16.59	16.16	15.36	15.11
2462	11	Chain B	16.54	16.23	15.28	15.02
2412	1	Chain C	16.71	16.35	15.39	15.16
2437	6	Chain C	16.76	16.32	15.41	15.14
2462	11	Chain C	16.68	16.29	15.46	15.08

Frequency	Channel	Antenna	Data Rate - G							
			6	9	12	18	24	36	48	54
2412	1	Chain A	15.78	14.92	13.95	12.60	11.84	10.52	10.05	9.10
2437	6	Chain A	16.68	15.51	14.84	14.00	13.02	12.19	11.32	10.29
2462	11	Chain A	14.89	13.58	12.45	11.64	10.94	10.03	9.44	8.11
2412	1	Chain B	15.01	13.81	12.55	11.48	10.80	10.33	9.50	8.21
2437	6	Chain B	16.69	15.55	14.73	13.45	13.04	12.12	11.02	10.40
2462	11	Chain B	14.91	13.92	12.98	12.32	11.10	10.07	9.07	8.34
2412	1	Chain C	15.65	14.82	13.74	13.14	12.52	11.25	9.99	9.07
2437	6	Chain C	16.80	15.87	14.69	14.12	12.84	11.56	10.96	9.68
2462	11	Chain C	14.83	14.07	13.14	12.26	11.08	10.04	9.24	8.59

Frequency	Channel	Antenna	Data Rate - N							
			6.5	13	20	26	39	52	58	65
2422	3	Chain A	12.38	11.40	10.35	9.59	8.73	7.77	6.55	5.72
2437	6	Chain A	16.67	16.21	15.21	14.32	13.11	12.31	11.66	11.15
2452	9	Chain A	12.52	11.42	10.40	9.78	9.34	8.61	7.57	6.36
2422	3	Chain B	12.41	11.16	10.40	9.82	9.03	8.08	7.61	7.02
2437	6	Chain B	16.52	15.48	14.48	13.42	12.82	12.21	11.04	9.79
2452	9	Chain B	12.47	11.99	11.45	10.49	9.53	8.21	6.97	6.25
2422	3	Chain C	12.49	11.24	9.98	9.15	8.17	7.18	6.57	5.28
2437	6	Chain C	16.71	16.27	15.16	14.12	13.66	13.21	12.55	12.08
2452	9	Chain C	12.32	11.42	10.53	9.44	8.99	8.31	7.37	6.67

Frequency	Channel	Antenna	Data Rate - A							
			6	9	12	18	24	36	48	54
5745	149	Chain A	16.29	15.44	14.86	13.99	13.14	12.39	11.52	10.92
5765	153	Chain A	16.31	15.24	14.11	13.69	12.37	11.85	11.33	10.84
5785	157	Chain A	16.32	12.85	11.65	10.83	10.09	9.59	8.78	7.89
5805	161	Chain A	16.27	15.71	14.82	13.56	12.84	12.13	10.87	10.16
5825	165	Chain A	16.26	15.51	14.46	13.99	13.32	12.58	11.19	10.11
5745	149	Chain B	16.43	15.96	14.74	14.16	12.95	12.06	10.94	10.37
5765	153	Chain B	16.47	15.99	15.12	14.21	12.94	11.66	10.96	10.24
5785	157	Chain B	16.48	15.60	15.02	14.13	13.60	12.34	11.62	10.74
5805	161	Chain B	16.42	15.02	13.74	12.65	11.32	10.23	9.23	7.88
5825	165	Chain B	16.40	15.79	14.88	13.50	12.42	11.04	9.75	8.81
5745	149	Chain C	16.41	15.51	14.47	13.73	12.38	11.88	10.91	9.89
5765	153	Chain C	16.43	15.61	14.74	13.80	13.38	12.83	11.77	10.89
5785	157	Chain C	16.45	15.93	14.79	14.12	13.30	11.99	10.95	10.05
5805	161	Chain C	16.40	15.92	15.09	14.54	13.67	13.23	12.38	11.93
5825	165	Chain C	16.38	15.85	15.19	14.56	13.61	12.82	12.07	11.08

Frequency	Channel	Antenna	Data Rate - A							
			6	9	12	18	24	36	48	54
5180	36	Chain A	16.82	15.65	14.99	14.41	13.82	12.74	12.03	10.96
5200	40	Chain A	16.73	15.91	15.23	14.77	13.81	12.56	11.50	11.02
5220	44	Chain A	16.78	16.26	15.42	14.88	14.02	13.59	12.90	11.77
5240	48	Chain A	16.71	16.06	15.07	13.83	13.28	12.02	10.72	9.96
5260	52	Chain A	16.69	15.49	14.71	14.07	12.90	11.99	10.92	10.13
5280	56	Chain A	16.75	15.68	15.15	14.21	13.11	12.55	11.33	10.28
5300	60	Chain A	16.83	16.25	15.57	14.98	14.00	13.09	11.90	11.04
5320	64	Chain A	16.69	15.81	15.33	14.93	14.31	13.66	12.69	11.44
5180	36	Chain B	16.71	15.82	15.09	13.79	12.40	11.93	11.13	10.20
5200	40	Chain B	16.65	15.84	15.14	14.44	13.50	12.88	11.49	11.09
5220	44	Chain B	16.62	15.56	14.32	12.99	12.26	11.53	10.20	9.24
5240	48	Chain B	16.68	15.98	14.73	14.28	13.71	12.80	12.21	10.93
5260	52	Chain B	16.56	15.32	14.34	13.63	12.90	12.21	11.74	10.44
5280	56	Chain B	16.58	16.08	14.71	14.25	13.34	12.94	12.28	10.97
5300	60	Chain B	16.65	15.79	14.70	13.58	13.15	12.28	11.60	10.61
5320	64	Chain B	16.59	15.75	14.77	13.98	13.36	12.35	11.12	10.18
5180	36	Chain C	16.76	15.39	14.74	13.83	12.56	11.48	10.66	10.05
5200	40	Chain C	16.60	15.81	15.10	14.37	13.09	11.81	10.68	9.37
5220	44	Chain C	16.67	16.26	14.98	13.72	12.79	11.56	10.70	9.50
5240	48	Chain C	16.72	15.35	14.49	13.75	12.96	11.95	11.42	10.74
5260	52	Chain C	16.69	16.27	15.81	14.91	13.94	12.76	11.53	10.57
5280	56	Chain C	16.70	15.47	14.72	13.45	12.63	11.83	10.46	9.22
5300	60	Chain C	16.73	15.90	14.71	13.62	12.75	11.38	10.46	9.16
5320	64	Chain C	16.59	15.83	15.36	14.35	13.60	12.91	12.02	11.29
5500	100	Chain A	16.75	15.51	14.65	13.47	12.62	11.60	10.90	10.02
5520	104	Chain A	16.72	15.32	13.93	12.93	11.81	11.05	10.54	10.14
5540	108	Chain A	16.76	15.43	14.46	13.65	12.82	11.43	10.74	9.72
5560	112	Chain A	16.82	15.45	15.03	13.89	13.05	11.71	10.78	10.21
5580	116	Chain A	16.80	15.73	15.15	14.66	13.69	13.22	12.56	11.74
5600	120	Chain A	16.91	16.35	15.32	14.84	13.66	12.83	11.74	11.25
5620	124	Chain A	16.97	16.46	15.55	14.65	13.51	12.54	11.31	10.80
5640	128	Chain A	16.93	15.94	15.43	14.08	13.31	12.79	11.85	11.33
5660	132	Chain A	16.84	16.09	15.68	15.14	14.28	13.37	12.50	11.78
5680	136	Chain A	16.87	16.30	15.36	14.77	13.85	13.10	12.62	11.29
5700	140	Chain A	16.83	16.30	15.84	14.51	13.36	12.08	11.44	10.37
5500	100	Chain B	16.68	15.85	14.79	14.38	13.37	12.57	11.47	10.20
5520	104	Chain B	16.65	16.22	15.22	14.45	13.11	12.19	10.89	9.67
5540	108	Chain B	16.71	16.23	15.59	14.76	13.60	12.54	11.21	10.57
5560	112	Chain B	16.76	15.49	15.05	14.55	13.25	12.62	11.25	10.22
5580	116	Chain B	16.70	15.34	14.26	13.46	12.32	11.72	10.81	10.26
5600	120	Chain B	16.77	15.40	14.84	13.94	12.93	12.13	11.23	9.85
5620	124	Chain B	16.79	15.52	14.56	13.16	11.97	10.59	10.02	8.77
5640	128	Chain B	16.72	15.90	14.95	13.98	12.74	11.50	10.19	8.98
5660	132	Chain B	16.75	16.10	14.78	13.91	13.14	12.26	10.94	9.67
5680	136	Chain B	16.70	15.61	14.33	13.34	12.91	12.24	11.11	10.58
5700	140	Chain B	16.68	15.36	14.58	14.13	13.13	12.23	11.75	10.71
5500	100	Chain C	16.62	16.21	15.70	15.19	14.45	13.77	12.69	11.55
5520	104	Chain C	16.65	15.68	15.18	14.13	13.36	12.43	11.98	10.66
5540	108	Chain C	16.69	16.02	15.32	14.45	13.22	12.41	11.85	10.90
5560	112	Chain C	16.72	15.91	15.47	14.56	13.36	12.24	11.37	10.39
5580	116	Chain C	16.68	15.36	14.07	12.69	11.98	11.42	10.08	9.36
5600	120	Chain C	16.74	15.39	14.12	13.11	12.38	10.99	9.75	9.07
5620	124	Chain C	16.76	15.77	14.58	13.88	13.36	12.72	12.16	10.81
5640	128	Chain C	16.70	15.83	14.84	13.64	12.49	11.16	10.58	9.72
5660	132	Chain C	16.69	16.23	15.10	14.09	13.50	12.19	11.59	11.10
5680	136	Chain C	16.71	15.37	14.49	13.55	12.98	12.16	11.29	10.40
5700	140	Chain C	16.72	15.81	14.67	13.76	12.41	11.36	10.38	9.07



Frequency	Channel	Antenna	Data Rate - N							
			6.5	13	20	26	39	52	58	65
5190	38	Chain A	16.75	15.74	15.28	14.28	13.16	12.34	11.02	9.62
5230	46	Chain A	16.71	15.46	14.55	14.10	12.91	11.72	10.95	10.40
5270	54	Chain A	16.68	15.48	14.96	13.80	12.83	12.25	11.08	10.28
5310	62	Chain A	16.71	15.99	15.34	14.11	13.38	12.13	11.33	10.56
5190	38	Chain B	16.67	15.99	15.48	14.62	13.44	12.99	11.59	10.62
5230	46	Chain B	16.65	15.85	15.08	14.34	13.67	12.74	12.14	11.69
5270	54	Chain B	16.60	15.55	14.79	14.28	12.96	12.43	11.99	10.90
5310	62	Chain B	16.58	15.38	14.00	12.82	12.39	11.45	11.00	10.48
5190	38	Chain C	16.71	16.10	14.93	14.32	13.68	12.42	12.00	11.02
5230	46	Chain C	16.74	15.64	14.85	14.11	12.90	12.07	10.79	9.54
5270	54	Chain C	16.68	16.02	14.91	13.83	12.77	11.58	10.85	10.05
5310	62	Chain C	16.72	15.45	14.19	12.89	12.23	11.04	9.82	8.85
5510	102	Chain A	16.71	16.06	15.20	13.84	12.63	11.60	11.04	10.44
5530	106	Chain A	16.67	15.40	14.79	14.26	13.79	13.19	12.16	11.76
5550	110	Chain A	16.70	16.09	15.26	14.66	14.24	13.08	11.98	10.94
5570	114	Chain A	16.74	16.12	15.68	14.71	14.24	13.42	12.47	11.97
5590	122	Chain A	16.88	15.55	14.50	13.44	12.88	11.93	11.02	10.47
5610	126	Chain A	16.86	15.69	14.54	14.02	13.19	12.60	11.20	10.67
5630	130	Chain A	16.79	16.05	14.83	13.88	13.36	12.81	11.53	10.67
5670	134	Chain A	16.84	15.97	15.54	14.46	13.41	12.84	12.10	11.13
5690	138	Chain A	16.78	15.51	15.02	14.45	13.65	12.37	11.29	10.35
5510	102	Chain B	16.72	15.34	14.17	13.34	12.38	11.31	10.12	9.46
5530	106	Chain B	16.70	16.03	15.19	13.81	13.05	11.96	10.67	9.31
5550	110	Chain B	16.68	15.69	14.93	14.17	13.18	12.08	11.39	10.79
5570	114	Chain B	16.73	15.92	15.24	14.01	12.63	12.06	11.30	10.64
5590	122	Chain B	16.74	15.41	14.11	13.39	12.32	11.31	9.98	8.64
5610	126	Chain B	16.72	15.58	14.92	13.83	12.85	12.40	11.10	10.48
5630	130	Chain B	16.68	16.02	15.38	14.41	13.81	12.78	11.42	10.91
5670	134	Chain B	16.70	15.61	14.98	14.11	13.35	12.83	11.46	10.90
5690	138	Chain B	16.65	15.94	15.32	14.26	13.72	12.86	12.07	11.15
5510	102	Chain C	16.69	15.84	15.04	14.19	13.46	12.69	11.78	10.72
5530	106	Chain C	16.67	15.83	14.53	13.33	12.78	11.79	11.07	10.01
5550	110	Chain C	16.70	15.71	14.42	13.31	12.00	10.60	10.06	9.48
5570	114	Chain C	16.65	15.96	14.70	13.99	12.89	11.58	10.62	9.57
5590	122	Chain C	16.71	15.91	15.43	14.91	14.07	12.77	12.25	11.03
5610	126	Chain C	16.70	15.41	14.62	13.33	12.36	11.95	10.79	9.48
5630	130	Chain C	16.64	15.26	14.66	14.04	12.98	12.05	10.78	10.21
5670	134	Chain C	16.72	15.53	14.43	13.35	12.21	10.82	9.93	8.90
5690	138	Chain C	16.69	16.28	15.42	14.73	13.52	13.07	12.59	11.42
5755	151	Chain A	16.30	14.96	13.62	12.76	11.40	10.20	9.70	9.13
5795	159	Chain A	16.31	15.06	13.96	12.65	11.39	10.50	9.56	8.44
5755	151	Chain B	16.44	15.69	14.95	14.42	13.79	13.17	12.24	11.06
5795	159	Chain B	16.40	15.21	13.94	12.91	12.51	11.57	10.85	9.49
5755	151	Chain C	16.39	15.02	14.02	13.02	11.66	10.94	9.98	8.73
5795	159	Chain C	16.42	15.97	14.92	13.59	12.56	11.16	10.15	8.90

**SAR Data Summary – 2450 MHz Body 802.11b**

MEASUREMENT RESULTS							
Gap	Position	Frequency		Modulation	Antenna	End Power	SAR (W/kg)
		MHz	Ch.			(dBm)	
13 mm	Side A	2437	6	DSSS	Chain A	16.71	0.341
	Side B	2437	6	DSSS	Chain A	16.71	0.326
	Side C	2437	6	DSSS	Chain A	16.71	0.339
	Side D	2437	6	DSSS	Chain A	16.71	0.298
	Side E	2437	6	DSSS	Chain A	16.71	0.294
	Side F	2437	6	DSSS	Chain A	16.71	0.245
	Side A	2437	6	DSSS	Chain B	16.59	0.359
	Side B	2437	6	DSSS	Chain B	16.59	0.369
	Side C	2437	6	DSSS	Chain B	16.59	0.389
	Side D	2437	6	DSSS	Chain B	16.59	0.331
	Side E	2437	6	DSSS	Chain B	16.59	0.355
	Side F	2437	6	DSSS	Chain B	16.59	0.329
	Side A	2437	6	DSSS	Chain C	16.76	0.290
	Side B	2437	6	DSSS	Chain C	16.76	0.334
	Side C	2437	6	DSSS	Chain C	16.76	0.306
	Side D	2437	6	DSSS	Chain C	16.76	0.259
	Side E	2437	6	DSSS	Chain C	16.76	0.290
	Side F	2437	6	DSSS	Chain C	16.76	0.231

**Body**  
**1.6 W/kg (mW/g)**  
 averaged over 1 gram

- Battery is fully charged for all tests.  
 Power Measured  Conducted  ERP  EIRP
- SAR Measurement  
 Phantom Configuration  Left Head  Uniphantom  Right Head  
 SAR Configuration  Head  Body
- Test Signal Call Mode  Test Code  Base Station Simulator
- Test Configuration  With Belt Clip  Without Belt Clip  N/A
- Tissue Depth is at least 15.0 cm



Jay M. Moulton  
 Vice President

Note: SAR Tested on the Highest output power channel. When the measured channel is 3 dB or more below the limit the remaining channels are not required to be tested per KDB 447498 section 1) e). SAR is not required for 802.11g/HT20/HT40 channels when the maximum average output power is less than 1/4 dB higher than that measured in the 802.11b. The testing was conducted on all sides of the antenna. All testing was conducted per KDB 447498, 248227, 616217 and OET Bulletin 65. See the photo in Appendix C and diagram on page 14 for a pictorial of the setup and labeling of the test locations.

**SAR Data Summary – 5150 MHz Body 802.11a**

MEASUREMENT RESULTS							
Gap	Position	Frequency		Modulation	Antenna	End Power	SAR (W/kg)
		MHz	Ch.			(dBm)	
13 mm	Side A	5180	36	OFDM	Chain A	16.82	0.355
	Side B	5180	36	OFDM	Chain A	16.82	0.399
	Side C	5180	36	OFDM	Chain A	16.82	0.325
	Side D	5180	36	OFDM	Chain A	16.82	0.298
	Side E	5180	36	OFDM	Chain A	16.82	0.227
	Side F	5180	36	OFDM	Chain A	16.82	0.200
	Side A	5180	36	OFDM	Chain B	16.71	0.379
	Side B	5180	36	OFDM	Chain B	16.71	0.374
	Side C	5180	36	OFDM	Chain B	16.71	0.368
	Side D	5180	36	OFDM	Chain B	16.71	0.319
	Side E	5180	36	OFDM	Chain B	16.71	0.330
	Side F	5180	36	OFDM	Chain B	16.71	0.200
	Side A	5180	36	OFDM	Chain C	16.76	0.326
	Side B	5180	36	OFDM	Chain C	16.76	0.305
	Side C	5180	36	OFDM	Chain C	16.76	0.307
	Side D	5180	36	OFDM	Chain C	16.76	0.269
	Side E	5180	36	OFDM	Chain C	16.76	0.299
	Side F	5180	36	OFDM	Chain C	16.76	0.207

**Body**  
**1.6 W/kg (mW/g)**  
 averaged over 1 gram

- Battery is fully charged for all tests.  
 Power Measured  Conducted  ERP  EIRP
- SAR Measurement  
 Phantom Configuration  Left Head  Uniphantom  Right Head  
 SAR Configuration  Head  Body
- Test Signal Call Mode  Test Code  Base Station Simulator
- Test Configuration  With Belt Clip  Without Belt Clip  N/A
- Tissue Depth is at least 15.0 cm



Jay M. Moulton  
 Vice President

Note: SAR Tested on the Highest output power channel. When the measured channel is 3 dB or more below the limit the remaining channels are not required to be tested per KDB 447498 section 1) e). SAR is not required for 802.11 HT20/HT40 channels when the maximum average output power is less than ¼ dB higher than that measured in the 802.11b. The testing was conducted on all sides of the antenna. All testing was conducted per KDB 447498, 248227, 616217 and OET Bulletin 65. See the photo in Appendix C and diagram on page 14 for a pictorial of the setup and labeling of the test locations.

**SAR Data Summary – 5250 MHz Body 802.11a**

MEASUREMENT RESULTS							
Gap	Position	Frequency		Modulation	Antenna	End Power	SAR (W/kg)
		MHz	Ch.			(dBm)	
13 mm	Side A	5300	60	OFDM	Chain A	16.83	0.346
	Side B	5300	60	OFDM	Chain A	16.83	0.377
	Side C	5300	60	OFDM	Chain A	16.83	0.332
	Side D	5300	60	OFDM	Chain A	16.83	0.308
	Side E	5300	60	OFDM	Chain A	16.83	0.259
	Side F	5300	60	OFDM	Chain A	16.83	0.214
	Side A	5300	60	OFDM	Chain B	16.65	0.381
	Side B	5300	60	OFDM	Chain B	16.65	0.384
	Side C	5300	60	OFDM	Chain B	16.65	0.339
	Side D	5300	60	OFDM	Chain B	16.65	0.319
	Side E	5300	60	OFDM	Chain B	16.65	0.287
	Side F	5300	60	OFDM	Chain B	16.65	0.192
	Side A	5300	60	OFDM	Chain C	16.73	0.335
	Side B	5300	60	OFDM	Chain C	16.73	0.314
	Side C	5300	60	OFDM	Chain C	16.73	0.304
	Side D	5300	60	OFDM	Chain C	16.73	0.242
	Side E	5300	60	OFDM	Chain C	16.73	0.296
	Side F	5300	60	OFDM	Chain C	16.73	0.196

**Body**  
**1.6 W/kg (mW/g)**  
 averaged over 1 gram

- Battery is fully charged for all tests.  
 Power Measured  Conducted  ERP  EIRP
- SAR Measurement  
 Phantom Configuration  Left Head  Uniphantom  Right Head  
 SAR Configuration  Head  Body
- Test Signal Call Mode  Test Code  Base Station Simulator
- Test Configuration  With Belt Clip  Without Belt Clip  N/A
- Tissue Depth is at least 15.0 cm



Jay M. Moulton  
 Vice President


Note: SAR Tested on the Highest output power channel. When the measured channel is 3 dB or more below the limit the remaining channels are not required to be tested per KDB 447498 section 1) e). SAR is not required for 802.11 HT20/HT40 channels when the maximum average output power is less than ¼ dB higher than that measured in the 802.11b. The testing was conducted on all sides of the antenna. All testing was conducted per KDB 447498, 248227, 616217 and OET Bulletin 65. See the photo in Appendix C and diagram on page 14 for a pictorial of the setup and labeling of the test locations.

**SAR Data Summary – 5600 MHz Body 802.11a**

MEASUREMENT RESULTS							
Gap	Position	Frequency		Modulation	Antenna	End Power	SAR (W/kg)
		MHz	Ch.			(dBm)	
13 mm	Side A	5620	124	OFDM	Chain A	16.97	0.348
	Side B	5620	124	OFDM	Chain A	16.97	0.371
	Side C	5620	124	OFDM	Chain A	16.97	0.336
	Side D	5620	124	OFDM	Chain A	16.97	0.262
	Side E	5620	124	OFDM	Chain A	16.97	0.276
	Side F	5620	124	OFDM	Chain A	16.97	0.179
	Side A	5620	124	OFDM	Chain B	16.79	0.379
	Side B	5620	124	OFDM	Chain B	16.79	0.367
	Side C	5620	124	OFDM	Chain B	16.79	0.363
	Side D	5620	124	OFDM	Chain B	16.79	0.332
	Side E	5620	124	OFDM	Chain B	16.79	0.327
	Side F	5620	124	OFDM	Chain B	16.79	0.173
	Side A	5620	124	OFDM	Chain C	16.76	0.330
	Side B	5620	124	OFDM	Chain C	16.76	0.323
	Side C	5620	124	OFDM	Chain C	16.76	0.319
	Side D	5620	124	OFDM	Chain C	16.76	0.288
	Side E	5620	124	OFDM	Chain C	16.76	0.296
	Side F	5620	124	OFDM	Chain C	16.76	0.181

**Body**  
**1.6 W/kg (mW/g)**  
 averaged over 1 gram

1. Battery is fully charged for all tests.  
 Power Measured  Conducted  ERP  EIRP
2. SAR Measurement  
 Phantom Configuration  Left Head  Uniphantom  Right Head  
 SAR Configuration  Head  Body
3. Test Signal Call Mode  Test Code  Base Station Simulator
4. Test Configuration  With Belt Clip  Without Belt Clip  N/A
5. Tissue Depth is at least 15.0 cm



Jay M. Moulton  
 Vice President

Note: SAR Tested on the Highest output power channel. When the measured channel is 3 dB or more below the limit the remaining channels are not required to be tested per KDB 447498 section 1) e). SAR is not required for 802.11 HT20/HT40 channels when the maximum average output power is less than ¼ dB higher than that measured in the 802.11b. The testing was conducted on all sides of the antenna. All testing was conducted per KDB 447498, 248227, 616217 and OET Bulletin 65. See the photo in Appendix C and diagram on page 14 for a pictorial of the setup and labeling of the test locations.

**SAR Data Summary – 5800 MHz Body 802.11a**

MEASUREMENT RESULTS							
Gap	Position	Frequency		Modulation	Antenna	End Power	SAR (W/kg)
		MHz	Ch.			(dBm)	
13 mm	Side A	5785	157	OFDM	Chain A	16.32	0.348
	Side B	5785	157	OFDM	Chain A	16.32	0.385
	Side C	5785	157	OFDM	Chain A	16.32	0.325
	Side D	5785	157	OFDM	Chain A	16.32	0.261
	Side E	5785	157	OFDM	Chain A	16.32	0.270
	Side F	5785	157	OFDM	Chain A	16.32	0.233
	Side A	5785	157	OFDM	Chain B	16.48	0.377
	Side B	5785	157	OFDM	Chain B	16.48	0.399
	Side C	5785	157	OFDM	Chain B	16.48	0.350
	Side D	5785	157	OFDM	Chain B	16.48	0.324
	Side E	5785	157	OFDM	Chain B	16.48	0.328
	Side F	5785	157	OFDM	Chain B	16.48	0.226
	Side A	5785	157	OFDM	Chain C	16.45	0.333
	Side B	5785	157	OFDM	Chain C	16.45	0.316
	Side C	5785	157	OFDM	Chain C	16.45	0.272
	Side D	5785	157	OFDM	Chain C	16.45	0.266
	Side E	5785	157	OFDM	Chain C	16.45	0.287
	Side F	5785	157	OFDM	Chain C	16.45	0.193

**Body**  
**1.6 W/kg (mW/g)**  
 averaged over 1 gram

- Battery is fully charged for all tests.  
 Power Measured  Conducted  ERP  EIRP
- SAR Measurement  
 Phantom Configuration  Left Head  Uniphantom  Right Head  
 SAR Configuration  Head  Body
- Test Signal Call Mode  Test Code  Base Station Simulator
- Test Configuration  With Belt Clip  Without Belt Clip  N/A
- Tissue Depth is at least 15.0 cm



Jay M. Moulton  
 Vice President

Note: SAR Tested on the Highest output power channel. When the measured channel is 3 dB or more below the limit the remaining channels are not required to be tested per KDB 447498 section 1) e). SAR is not required for 802.11 HT20/HT40 channels when the maximum average output power is less than ¼ dB higher than that measured in the 802.11b. The testing was conducted on all sides of the antenna. All testing was conducted per KDB 447498, 248227, 616217 and OET Bulletin 65. See the photo in Appendix C and diagram on page 14 for a pictorial of the setup and labeling of the test locations.

## 10. Enhanced Energy Coupling

Worst-case test configuration	Band	Antenna-to-person distance (mm)		Peak SAR (W/kg)	Percent Change
Side A	2450 MHz	Initial	13	0.486	-----
		1	18	0.329	32.3
		2	23	0.212	56.4
Side B	2450 MHz	Initial	13	0.612	-----
		1	18	0.408	33.3
		2	23	0.305	50.2
Side C	2450 MHz	Initial	13	0.653	-----
		1	18	0.421	35.5
		2	23	0.298	54.4
Side D	2450 MHz	Initial	13	0.537	-----
		1	18	0.356	33.7
		2	23	0.246	54.2
Side E	2450 MHz	Initial	13	0.539	-----
		1	18	0.351	34.9
		2	23	0.251	53.4
Side F	2450 MHz	Initial	13	0.551	-----
		1	18	0.375	31.9
		2	23	0.262	52.5
Side A	5250 MHz	Initial	13	0.492	-----
		1	18	0.321	34.8
		2	23	0.240	51.2
Side B	5250 MHz	Initial	13	0.631	-----
		1	18	0.402	36.3
		2	23	0.301	52.3
Side C	5250 MHz	Initial	13	0.495	-----
		1	18	0.326	34.1
		2	23	0.243	50.9
Side D	5250 MHz	Initial	13	0.552	-----
		1	18	0.349	36.8
		2	23	0.221	60.0
Side E	5250 MHz	Initial	13	0.387	-----
		1	18	0.261	32.6
		2	23	0.161	58.4
Side F	5250 MHz	Initial	13	0.289	-----
		1	18	0.195	32.5
		2	23	0.143	50.5

Worst-case test configuration	Band	Antenna-to-person distance (mm)		Peak SAR (W/kg)	Percent Change
Side A	5600 MHz	Initial	13	0.491	-----
		1	18	0.311	36.7
		2	23	0.245	50.1
Side B	5600 MHz	Initial	13	0.594	-----
		1	18	0.386	35.0
		2	23	0.251	57.7
Side C	5600 MHz	Initial	13	0.548	-----
		1	18	0.372	32.1
		2	23	0.239	56.4
Side D	5600 MHz	Initial	13	0.602	-----
		1	18	0.391	35.0
		2	23	0.284	52.8
Side E	5600 MHz	Initial	13	0.583	-----
		1	18	0.369	36.7
		2	23	0.271	53.5
Side F	5600 MHz	Initial	13	0.256	-----
		1	18	0.165	35.5
		2	23	0.119	53.5
Side A	5800 MHz	Initial	13	0.507	-----
		1	18	0.346	31.8
		2	23	0.241	52.5
Side B	5800 MHz	Initial	13	0.632	-----
		1	18	0.397	37.2
		2	23	0.299	52.7
Side C	5800 MHz	Initial	13	0.485	-----
		1	18	0.321	33.8
		2	23	0.235	51.5
Side D	5800 MHz	Initial	13	0.579	-----
		1	18	0.382	34.0
		2	23	0.267	53.9
Side E	5800 MHz	Initial	13	0.552	-----
		1	18	0.366	33.7
		2	23	0.259	53.1
Side F	5800 MHz	Initial	13	0.356	-----
		1	18	0.241	32.3
		2	23	0.162	54.5



## 11. Test Equipment List

**Table 11.1 Equipment Specifications**

Type	Calibration Due Date	Calibration Done Date	Serial Number
ThermoCRS Robot	N/A	N/A	RAF0338198
ThermoCRS Controller	N/A	N/A	RCF0338224
ThermoCRS Teach Pendant (Joystick)	N/A	N/A	STP0334405
IBM Computer, 2.66 MHz P4	N/A	N/A	8189D8U KCPR08N
Aprel E-Field Probe ALS-E020	07/07/2012	09/07/2011	RFE-217
Aprel E-Field Probe ALS-E030	07/14/2012	07/14/2011	E030-001
Aprel Dummy Probe	N/A	N/A	023
Aprel Left Phantom	N/A	N/A	RFE-267
Aprel Right Phantom	N/A	N/A	RFE-268
Aprel UniPhantom	N/A	N/A	RFE-273
Aprel Validation Dipole ALS-D-450-S-2 Head	01/12/2012	01/12/2010	RFE-362
Aprel Validation Dipole ALS-D-450-S-2 Body	01/19/2012	01/19/2011	RFE-362
Aprel Validation Dipole ALS-D-750-S-2 Head	01/14/2012	01/14/2010	177-00501
Aprel Validation Dipole ALS-D-750-S-2 Body	11/15/2011	11/15/2010	177-00501
Aprel Validation Dipole ALS-D-835-S-2 Head	01/14/2012	01/14/2010	180-00561
Aprel Validation Dipole ALS-D-835-S-2 Body	11/16/2011	11/16/2010	180-00561
Aprel Validation Dipole ALS-D-900-S-2 Head	01/12/2012	01/12/2010	RFE-275
Aprel Validation Dipole ALS-D-900-S-2 Body	11/19/2011	11/19/2010	RFE-275
Aprel Validation Dipole ALS-D-1900-S-2 Head	01/15/2012	01/15/2010	210-00713
Aprel Validation Dipole ALS-D-1900-S-2 Body	11/16/2011	11/16/2010	210-00713
Aprel Validation Dipole ALS-D-2450-S-2 Head	01/12/2012	01/12/2010	RFE-278
Aprel Validation Dipole ALS-D-2450-S-2 Body	11/18/2011	11/18/2010	RFE-278
Aprel Validation Dipole RFE-D-2600-S-2 Body	01/18/2012	01/18/2010	RFE-121
Aprel Validation Dipole RFE-D-BB-S-2 Head	01/12/2012	01/12/2010	235-00801
Aprel Validation Dipole RFE-D-BB-S-2 Body	02/09/2012	02/09/2011	235-00801
Agilent (HP) 437B Power Meter	03/30/2012	03/30/2011	3125U08837
Agilent (HP) 8481B Power Sensor	03/30/2012	03/30/2011	3318A05384
Agilent N1911A Power Meter	03/30/2012	03/30/2011	GB45100254
Agilent N1922A Power Sensor	03/30/2012	03/30/2011	MY45240464
Advantest R3261A Spectrum Analyzer	03/30/2012	03/30/2011	31720068
Agilent (HP) 8350B Signal Generator	03/31/2012	03/31/2011	2749A10226
Agilent (HP) 83525A RF Plug-In	03/31/2012	03/31/2011	2647A01172
Agilent (HP) 8753C Vector Network Analyzer	03/30/2012	03/30/2011	3135A01724
Agilent (HP) 85047A S-Parameter Test Set	03/31/2012	03/31/2011	2904A00595
Agilent (HP) 8960 Base Station Sim.	03/25/2012	03/25/2011	MY48360364
Anritsu MT8820C	03/23/2012	03/23/2011	6201010002
Aprel Dielectric Probe Assembly	N/A	N/A	0011
Head Equivalent Matter (450 MHz)	N/A	N/A	N/A
Head Equivalent Matter (835/900 MHz)	N/A	N/A	N/A
Head Equivalent Matter (1900 MHz)	N/A	N/A	N/A
Head Equivalent Matter (2450 MHz)	N/A	N/A	N/A
Body Equivalent Matter (450 MHz)	N/A	N/A	N/A
Body Equivalent Matter (750 MHz)	N/A	N/A	N/A
Body Equivalent Matter (835/900 MHz)	N/A	N/A	N/A
Body Equivalent Matter (1900 MHz)	N/A	N/A	N/A
Body Equivalent Matter (2450 MHz)	N/A	N/A	N/A
Body Equivalent Matter (2600 MHz)	N/A	N/A	N/A
Body Equivalent Matter (5200 MHz)	N/A	N/A	N/A
Body Equivalent Matter (5800 MHz)	N/A	N/A	N/A

## 12. Conclusion

The SAR measurement indicates that the EUT complies with the RF radiation exposure limits of the FCC. These measurements are taken to simulate the RF effects exposure under worst-case conditions. Precise laboratory measures were taken to assure repeatability of the tests. The tested device complies with the requirements in respect to all parameters subject to the test. The test results and statements relate only to the item(s) tested.

Please note that the absorption and distribution of electromagnetic energy in the body is a very complex phenomena that depends on the mass, shape, and size of the body; the orientation of the body with respect to the field vectors; and, the electrical properties of both the body and the environment. Other variables that may play a substantial role in possible biological effects are those that characterize the environment (e.g. ambient temperature, air velocity, relative humidity, and body insulation) and those that characterize the individual (e.g. age, gender, activity level, debilitation, or disease). Because innumerable factors may interact to determine the specific biological outcome of an exposure to electromagnetic fields, any protection guide shall consider maximal amplification of biological effects as a result of field-body interactions, environmental conditions, and physiological variables.

### 13. References

- [1] Federal Communications Commission, ET Docket 93-62, Guidelines for Evaluating the Environmental Effects of Radio Frequency Radiation, August 1996
  
- [2] ANSI/IEEE C95.1 – 1992, American National Standard Safety Levels with respect to Human Exposure to Radio Frequency Electromagnetic Fields, 300kHz to 100GHz, New York: IEEE, 1992.
  
- [3] ANSI/IEEE C95.3 – 1992, IEEE Recommended Practice for the Measurement of Potentially Hazardous Electromagnetic Fields – RF and Microwave, New York: IEEE, 1992.
  
- [4] Federal Communications Commission, OET Bulletin 65 (Edition 97-01), Supplement C (Edition 01-01), Evaluating Compliance with FCC Guidelines for Human Exposure to Radio Frequency Electromagnetic Fields, June 2001.
  
- [5] IEEE Standard 1528 – 2003, IEEE Recommended Practice for Determining the Peak-Spatial Average Specific Absorption Rate (SAR) in the Human Head from Wireless Communication Devices: Measurement Techniques, October 2003.
  
- [6] Industry Canada, RSS – 102e, Radio Frequency Exposure Compliance of Radiocommunication Apparatus (All Frequency Bands), March 2010.
  
- [7] Health Canada, Safety Code 6, Limits of Human Exposure to Radiofrequency Electromagnetic Fields in the Frequency Range from 3kHz to 300 GHz, 2009.

## Appendix A – System Validation Plots and Data

\*\*\*\*\*

Test Result for UIM Dielectric Parameter

WEd 09/Nov/2011 07:36:45

Freq Frequency(GHz)

FCC\_eH FCC Bulletin 65 Supplement C ( June 2001) Limits for Head Epsilon

FCC\_sH FCC Bulletin 65 Supplement C (June 2001) Limits for Head Sigma

FCC\_eB FCC Limits for Body Epsilon

FCC\_sB FCC Limits for Body Sigma

Test\_e Epsilon of UIM

Test\_s Sigma of UIM

\*\*\*\*\*

Freq	FCC_eB	FCC_sB	Test_e	Test_s
2.4100	52.75	1.91	52.28	1.91
2.4200	52.74	1.92	52.27	1.92
2.4300	52.73	1.93	52.25	1.94
2.4400	52.71	1.94	52.23	1.95
2.4500	52.70	1.95	52.22	1.97
2.4600	52.69	1.96	52.20	1.98
2.4700	52.67	1.98	52.18	2.00

\*\*\*\*\*

Test Result for UIM Dielectric Parameter

Fri 04/Nov/2011 06:28:42

Freq Frequency(GHz)

FCC\_eH FCC Bulletin 65 Supplement C ( June 2001) Limits for Head Epsilon

FCC\_sH FCC Bulletin 65 Supplement C (June 2001) Limits for Head Sigma

FCC\_eB FCC Limits for Body Epsilon

FCC\_sB FCC Limits for Body Sigma

Test\_e Epsilon of UIM

Test\_s Sigma of UIM

\*\*\*\*\*

Freq	FCC_eB	FCC_sB	Test_e	Test_s
5.1800	49.04	5.28	47.53	5.34
5.1900	49.03	5.29	47.51	5.35
5.2000	49.01	5.30	47.48	5.36
5.2100	49.00	5.31	47.46	5.38
5.2200	48.99	5.32	47.45	5.39
5.2300	48.97	5.33	47.43	5.40
5.2400	48.96	5.35	47.42	5.42
5.2500	48.95	5.36	47.40	5.43
5.2600	48.93	5.37	47.39	5.44
5.2700	48.92	5.38	47.37	5.46
5.2800	48.91	5.39	47.36	5.47
5.2900	48.89	5.40	47.35	5.49
5.3000	48.88	5.42	47.34	5.52
5.3100	48.87	5.43	47.32	5.53
5.3200	48.85	5.44	47.29	5.55

\*\*\*\*\*

Test Result for UIM Dielectric Parameter

Sat 05/Nov/2011 06:21:36

Freq Frequency(GHz)

FCC\_eH FCC Bulletin 65 Supplement C ( June 2001) Limits for Head Epsilon

FCC\_sH FCC Bulletin 65 Supplement C (June 2001) Limits for Head Sigma

FCC\_eB FCC Limits for Body Epsilon

FCC\_sB FCC Limits for Body Sigma

Test\_e Epsilon of UIM

Test\_s Sigma of UIM

\*\*\*\*\*

Freq	FCC_eB	FCC_sB	Test_e	Test_s
5.1800	49.04	5.28	48.14	5.31
5.1900	49.03	5.29	48.12	5.32
5.2000	49.01	5.30	48.10	5.34
5.2100	49.00	5.31	48.09	5.35
5.2200	48.99	5.32	48.08	5.36
5.2300	48.97	5.33	48.07	5.38
5.2400	48.96	5.35	48.05	5.39
5.2500	48.95	5.36	48.04	5.40
5.2600	48.93	5.37	48.02	5.41
5.2700	48.92	5.38	48.01	5.42
5.2800	48.91	5.39	47.99	5.44
5.2900	48.89	5.40	47.98	5.45
5.3000	48.88	5.42	47.96	5.47
5.3100	48.87	5.43	47.95	5.48
5.3200	48.85	5.44	47.92	5.49

\*\*\*\*\*

Test Result for UIM Dielectric Parameter

Mon 07/Nov/2011 06:46:32

Freq Frequency(GHz)

FCC\_eH FCC Bulletin 65 Supplement C ( June 2001) Limits for Head Epsilon

FCC\_sH FCC Bulletin 65 Supplement C (June 2001) Limits for Head Sigma

FCC\_eB FCC Limits for Body Epsilon

FCC\_sB FCC Limits for Body Sigma

Test\_e Epsilon of UIM

Test\_s Sigma of UIM

\*\*\*\*\*

Freq	FCC_eB	FCC_sB	Test_e	Test_s
5.5000	48.61	5.65	48.25	5.68
5.5200	48.58	5.67	48.22	5.71
5.5400	48.55	5.70	48.18	5.74
5.5600	48.53	5.72	48.16	5.77
5.5800	48.50	5.74	48.13	5.79
5.6000	48.47	5.77	48.09	5.82
5.6200	48.44	5.79	48.06	5.85
5.6400	48.42	5.81	48.03	5.87
5.6600	48.39	5.84	48.00	5.90
5.6800	48.36	5.86	47.96	5.93
5.7000	48.34	5.88	47.94	5.95

\*\*\*\*\*

Test Result for UIM Dielectric Parameter

Tue 08/Nov/2011 06:31:55

Freq Frequency(GHz)

FCC\_eH FCC Bulletin 65 Supplement C ( June 2001) Limits for Head Epsilon

FCC\_sH FCC Bulletin 65 Supplement C (June 2001) Limits for Head Sigma

FCC\_eB FCC Limits for Body Epsilon

FCC\_sB FCC Limits for Body Sigma

Test\_e Epsilon of UIM

Test\_s Sigma of UIM

\*\*\*\*\*

Freq	FCC_eB	FCC_sB	Test_e	Test_s
5.7450	48.27	5.94	48.16	5.97
5.7550	48.26	5.95	48.14	5.98
5.7650	48.25	5.96	48.13	6.00
5.7750	48.23	5.97	48.10	6.01
5.7850	48.22	5.98	48.09	6.02
5.7950	48.21	5.99	48.08	6.03
5.8050	48.19	6.01	48.05	6.06
5.8150	48.18	6.02	48.04	6.07
5.8250	48.17	6.03	48.02	6.09

**SAR Test Report**

By Operator : Jay  
Measurement Date : 09-Nov-2011  
Starting Time : 09-Nov-2011 07:40:41 AM  
End Time : 09-Nov-2011 07:53:33 AM  
Scanning Time : 772 secs

## Product Data

Device Name : Validation  
Serial No. : 2450  
Type : Dipole  
Model : ALS-D-2450-S-2  
Frequency : 2450.00 MHz  
Max. Transmit Pwr : 0.1 W  
Drift Time : 0 min(s)  
Length : 51.5 mm  
Width : 3.6 mm  
Depth : 30.4 mm  
Antenna Type : Internal  
Orientation : Touch  
Power Drift-Start : 6.206 W/kg  
Power Drift-Finish: 6.250 W/kg  
Power Drift (%) : 0.717

## Phantom Data

Name : APREL-Uni  
Type : Uni-Phantom  
Size (mm) : 280 x 280 x 200  
Serial No. : System Default  
Location : Center  
Description : Uni-Phantom

## Tissue Data

Type : BODY  
Serial No. : 2450  
Frequency : 2450.00 MHz  
Last Calib. Date : 09-Nov-2011  
Temperature : 20.00 °C  
Ambient Temp. : 23.00 °C  
Humidity : 45.00 RH%  
Epsilon : 52.22 F/m  
Sigma : 1.97 S/m  
Density : 1000.00 kg/cu. m

## Probe Data

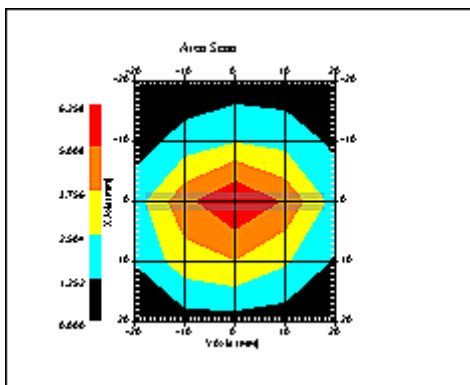
Name : Probe 217 - RFEL  
Model : E020  
Type : E-Field Triangle  
Serial No. : 217  
Last Calib. Date : 07-Sep-2011  
Frequency : 2450.00 MHz  
Duty Cycle Factor: 1  
Conversion Factor: 3.94  
Probe Sensitivity: 1.20 1.20 1.20  $\mu\text{V}/(\text{V}/\text{m})^2$   
Compression Point: 95.00 mV  
Offset : 1.56 mm

Measurement Data

Crest Factor : 1  
Scan Type : Complete  
Tissue Temp. : 20.00 °C  
Ambient Temp. : 23.00 °C  
Set-up Date : 09-Nov-2011  
Set-up Time : 7:40:13 AM  
Area Scan : 5x5x1 : Measurement x=10mm, y=10mm, z=4mm  
Zoom Scan : 5x5x8 : Measurement x=8mm, y=8mm, z=4mm

Other Data

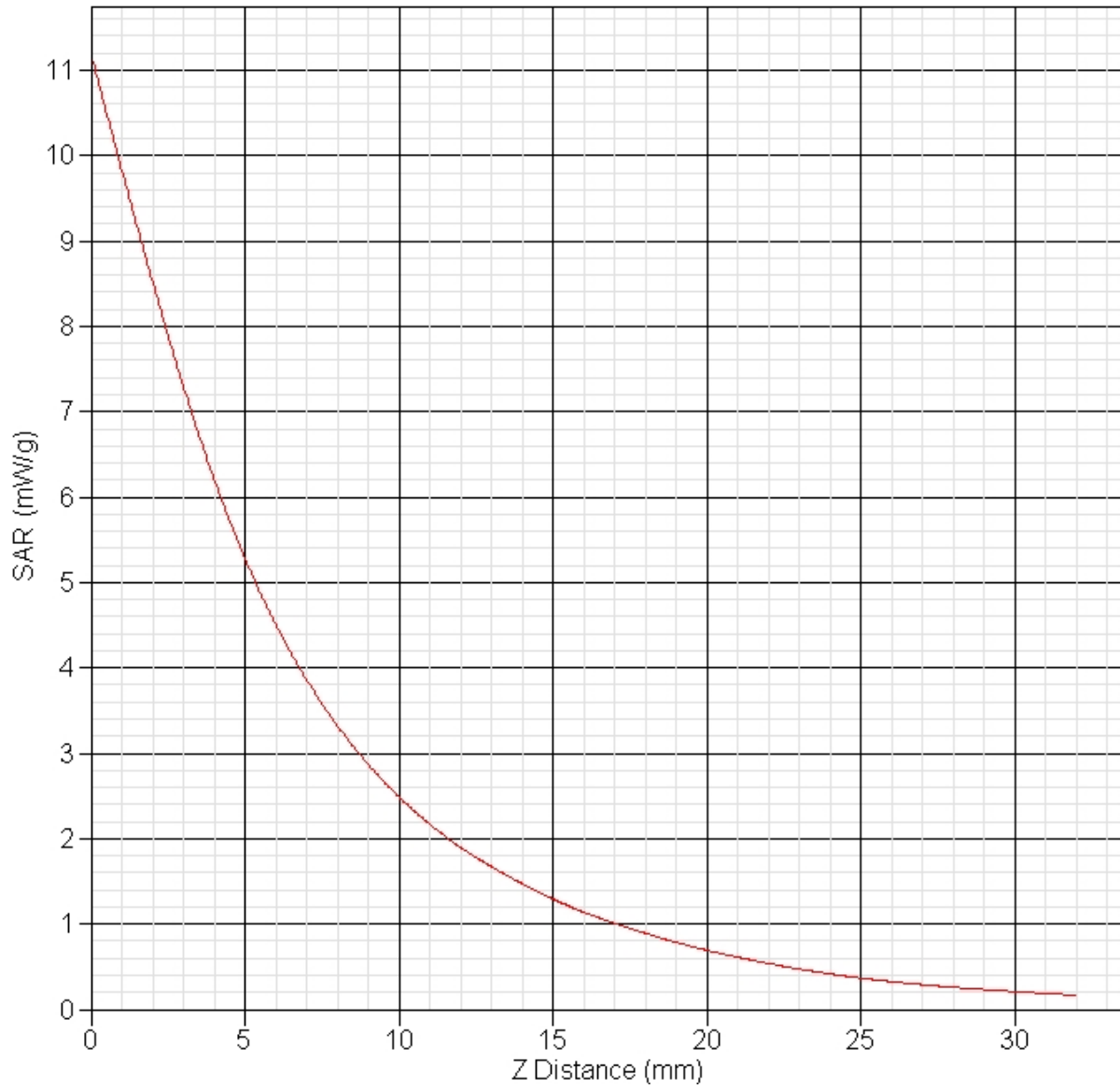
DUT Position : Touch  
Separation : 10 mm  
Channel : Mid



1 gram SAR value : 5.206 W/kg  
10 gram SAR value : 2.404 W/kg  
Area Scan Peak SAR : 6.258 W/kg  
Zoom Scan Peak SAR : 11.190 W/kg



**SAR-Z Axis**  
at Hotspot x:0.22 y:-0.15



**SAR Test Report**

By Operator : Jay  
Measurement Date : 04-Nov-2011  
Starting Time : 04-Nov-2011 06:34:38 AM  
End Time : 04-Nov-2011 06:57:51 AM  
Scanning Time : 1393 secs

## Product Data

Device Name : Validation  
Serial No. : 5200  
Type : Dipole  
Model : ALS-D-BB-S-2  
Frequency : 5250.00 MHz  
Max. Transmit Pwr : 0.1 W  
Drift Time : 0 min(s)  
Length : 23.1 mm  
Width : 3.6 mm  
Depth : 20.7 mm  
Antenna Type : Internal  
Orientation : Touch  
Power Drift-Start : 8.608 W/kg  
Power Drift-Finish: 8.639 W/kg  
Power Drift (%) : 0.358

## Phantom Data

Name : APREL-Uni  
Type : Uni-Phantom  
Size (mm) : 280 x 280 x 200  
Serial No. : System Default  
Location : Center  
Description : Uni-Phantom

## Tissue Data

Type : BODY  
Serial No. : 5250  
Frequency : 5250.00 MHz  
Last Calib. Date : 04-Nov-2011  
Temperature : 20.00 °C  
Ambient Temp. : 23.00 °C  
Humidity : 50.00 RH%  
Epsilon : 47.40 F/m  
Sigma : 5.43 S/m  
Density : 1000.00 kg/cu. m

## Probe Data

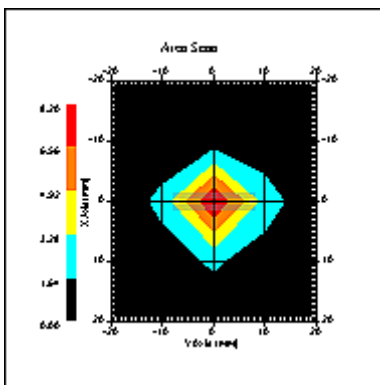
Name : Probe E030-001 - RFEL  
Model : E030  
Type : E-Field Triangle  
Serial No. : E030-001  
Last Calib. Date : 15-Jul-2011  
Frequency : 5200.00 MHz  
Duty Cycle Factor: 1  
Conversion Factor: 6.7  
Probe Sensitivity: 1.20 1.20 1.20  $\mu\text{V}/(\text{V}/\text{m})^2$   
Compression Point: 95.00 mV  
Offset : 0.56 mm

Measurement Data

Crest Factor : 1  
Scan Type : Complete  
Tissue Temp. : 20.00 °C  
Ambient Temp. : 23.00 °C  
Set-up Date : 04-Nov-2011  
Set-up Time : 9:00:47 AM  
Area Scan : 5x5x1 : Measurement x=10mm, y=10mm, z=4mm  
Zoom Scan : 7x7x10 : Measurement x=4mm, y=4mm, z=2.5mm

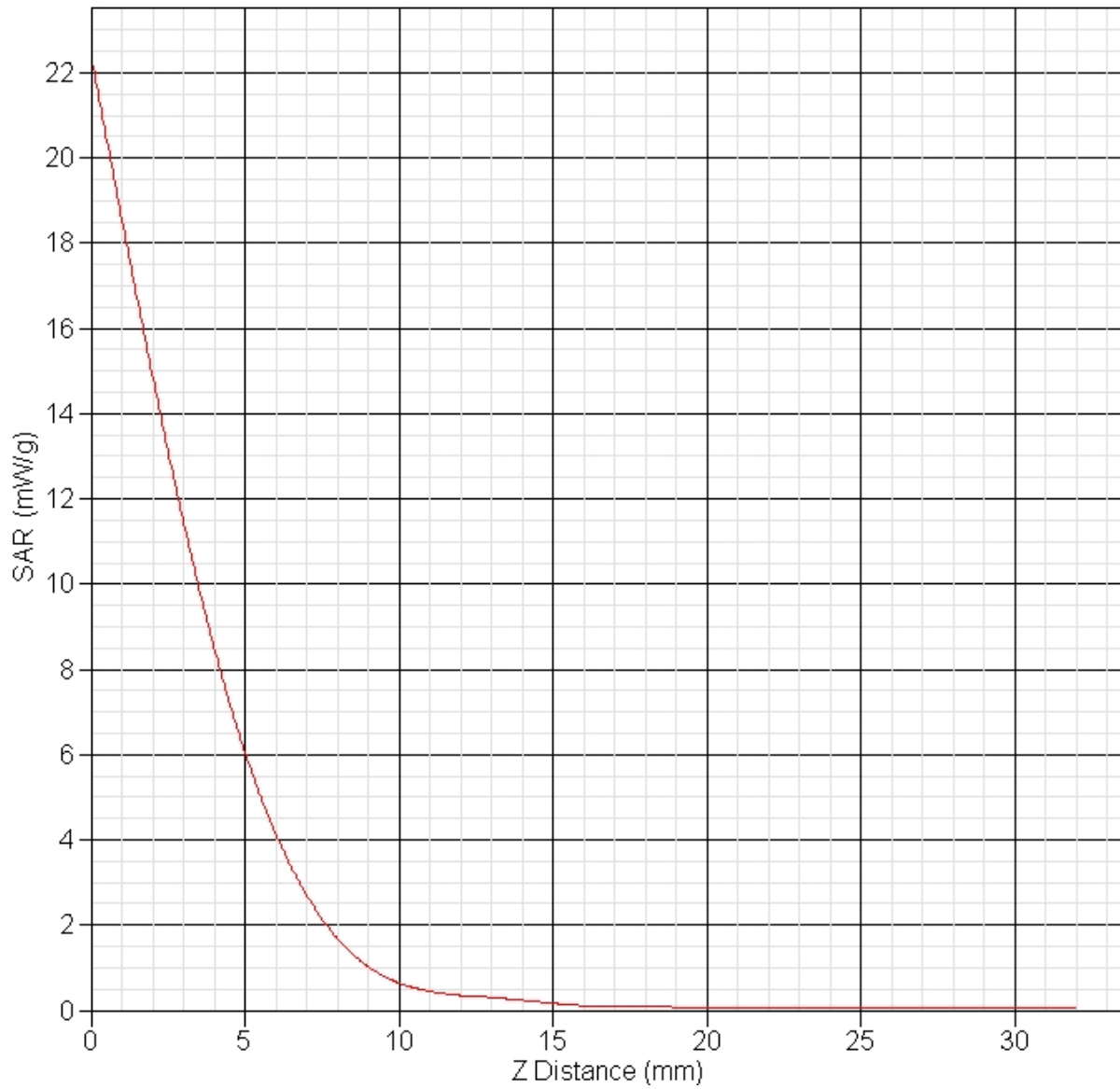
Other Data

DUT Position : Touch  
Separation : 10 mm  
Channel : Mid



1 gram SAR value : 6.051 W/kg  
10 gram SAR value : 1.549 W/kg  
Area Scan Peak SAR : 8.199 W/kg  
Zoom Scan Peak SAR : 22.418 W/kg

**SAR-Z Axis**  
at Hotspot x:0.31 y:-0.19



**SAR Test Report**

By Operator : Jay  
Measurement Date : 05-Nov-2011  
Starting Time : 05-Nov-2011 06:22:02 AM  
End Time : 05-Nov-2011 06:45:06 AM  
Scanning Time : 1384 secs

## Product Data

Device Name : Validation  
Serial No. : 5200  
Type : Dipole  
Model : ALS-D-BB-S-2  
Frequency : 5250.00 MHz  
Max. Transmit Pwr : 0.1 W  
Drift Time : 0 min(s)  
Length : 23.1 mm  
Width : 3.6 mm  
Depth : 20.7 mm  
Antenna Type : Internal  
Orientation : Touch  
Power Drift-Start : 8.831 W/kg  
Power Drift-Finish: 8.803 W/kg  
Power Drift (%) : -0.317

## Phantom Data

Name : APREL-Uni  
Type : Uni-Phantom  
Size (mm) : 280 x 280 x 200  
Serial No. : System Default  
Location : Center  
Description : Uni-Phantom

## Tissue Data

Type : BODY  
Serial No. : 5250  
Frequency : 5250.00 MHz  
Last Calib. Date : 05-Nov-2011  
Temperature : 20.00 °C  
Ambient Temp. : 23.00 °C  
Humidity : 50.00 RH%  
Epsilon : 48.04 F/m  
Sigma : 5.40 S/m  
Density : 1000.00 kg/cu. m

## Probe Data

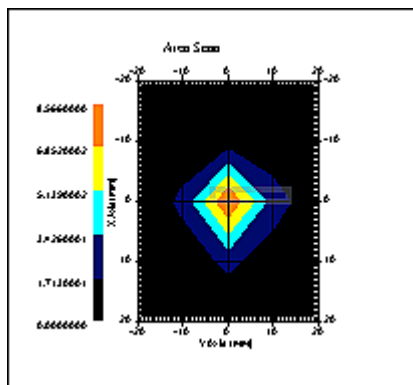
Name : Probe E030-001 - RFEL  
Model : E030  
Type : E-Field Triangle  
Serial No. : E030-001  
Last Calib. Date : 15-Jul-2011  
Frequency : 5200.00 MHz  
Duty Cycle Factor: 1  
Conversion Factor: 6.7  
Probe Sensitivity: 1.20 1.20 1.20  $\mu\text{V}/(\text{V}/\text{m})^2$   
Compression Point: 95.00 mV  
Offset : 0.56 mm

Measurement Data

Crest Factor : 1  
Scan Type : Complete  
Tissue Temp. : 20.00 °C  
Ambient Temp. : 23.00 °C  
Set-up Date : 05-Nov-2011  
Set-up Time : 9:00:47 AM  
Area Scan : 5x5x1 : Measurement x=10mm, y=10mm, z=4mm  
Zoom Scan : 7x7x10 : Measurement x=4mm, y=4mm, z=2.5mm

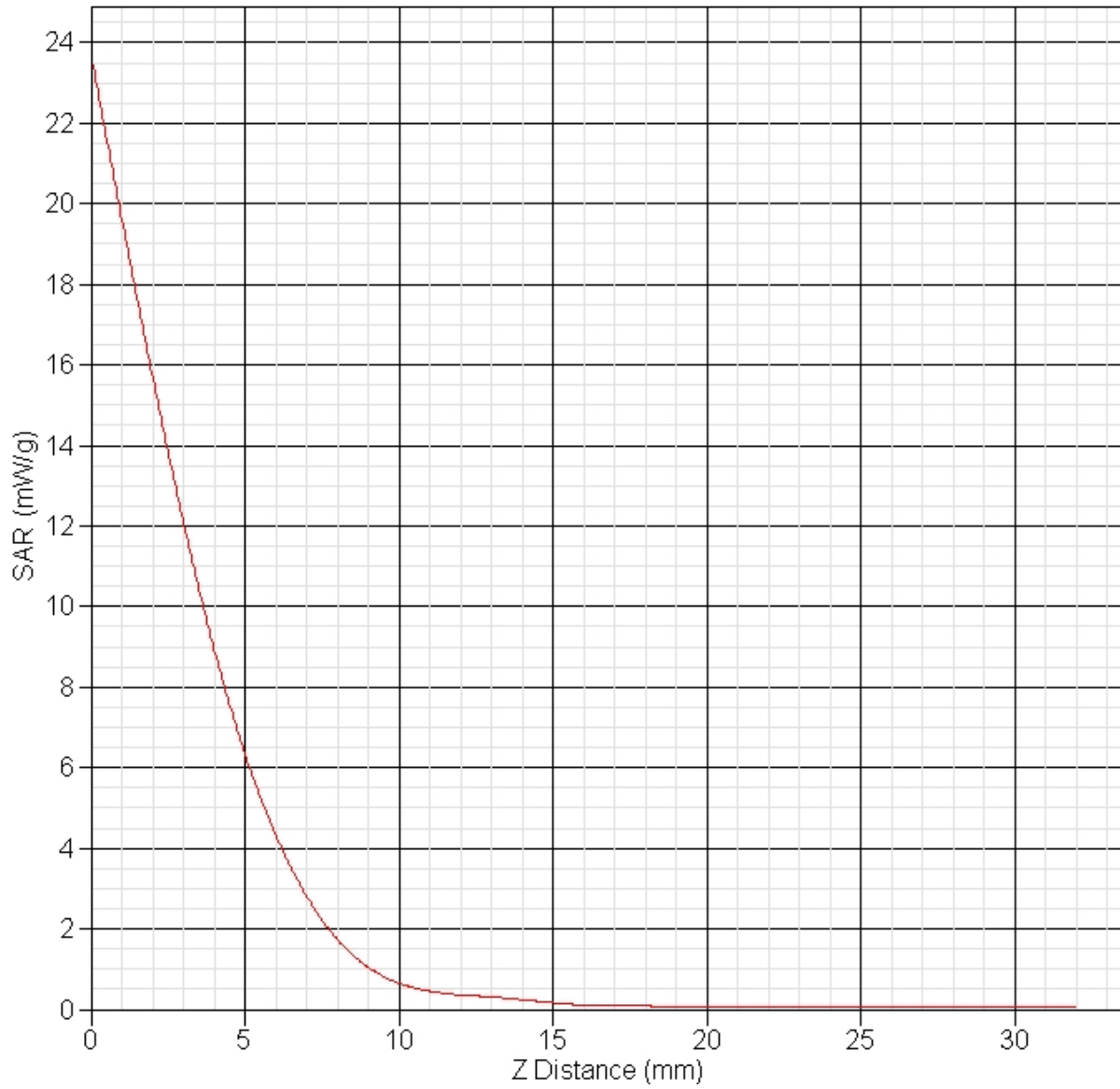
Other Data

DUT Position : Touch  
Separation : 10 mm  
Channel : Mid



1 gram SAR value : 6.163 W/kg  
10 gram SAR value : 1.620 W/kg  
Area Scan Peak SAR : 8.566 W/kg  
Zoom Scan Peak SAR : 23.719 W/kg

**SAR-Z Axis**  
at Hotspot x:0.27 y:-0.16



**SAR Test Report**

By Operator : Jay  
Measurement Date : 07-Nov-2011  
Starting Time : 07-Nov-2011 06:48:08 AM  
End Time : 07-Nov-2011 07:10:58 AM  
Scanning Time : 1370 secs

## Product Data

Device Name : Validation  
Serial No. : 5600  
Type : Dipole  
Model : ALS-D-BB-S-2  
Frequency : 5600.00 MHz  
Max. Transmit Pwr : 0.1 W  
Drift Time : 0 min(s)  
Length : 23.1 mm  
Width : 3.6 mm  
Depth : 20.7 mm  
Antenna Type : Internal  
Orientation : Touch  
Power Drift-Start : 8.335 W/kg  
Power Drift-Finish: 8.312 W/kg  
Power Drift (%) : -0.271

## Phantom Data

Name : APREL-Uni  
Type : Uni-Phantom  
Size (mm) : 280 x 280 x 200  
Serial No. : System Default  
Location : Center  
Description : Uni-Phantom

## Tissue Data

Type : BODY  
Serial No. : 5600  
Frequency : 5600.00 MHz  
Last Calib. Date : 07-Nov-2011  
Temperature : 20.00 °C  
Ambient Temp. : 23.00 °C  
Humidity : 50.00 RH%  
Epsilon : 48.09 F/m  
Sigma : 5.82 S/m  
Density : 1000.00 kg/cu. m

## Probe Data

Name : Probe E030-001 - RFEL  
Model : E030  
Type : E-Field Triangle  
Serial No. : E030-001  
Last Calib. Date : 15-Jul-2011  
Frequency : 5600.00 MHz  
Duty Cycle Factor: 1  
Conversion Factor: 6.3  
Probe Sensitivity: 1.20 1.20 1.20  $\mu\text{V}/(\text{V}/\text{m})^2$   
Compression Point: 95.00 mV  
Offset : 0.56 mm

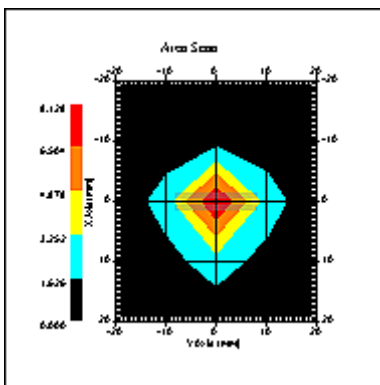


Measurement Data

Crest Factor : 1  
Scan Type : Complete  
Tissue Temp. : 20.00 °C  
Ambient Temp. : 23.00 °C  
Set-up Date : 07-Nov-2011  
Set-up Time : 8:54:57 AM  
Area Scan : 5x5x1 : Measurement x=10mm, y=10mm, z=4mm  
Zoom Scan : 7x7x10 : Measurement x=4mm, y=4mm, z=2.5mm

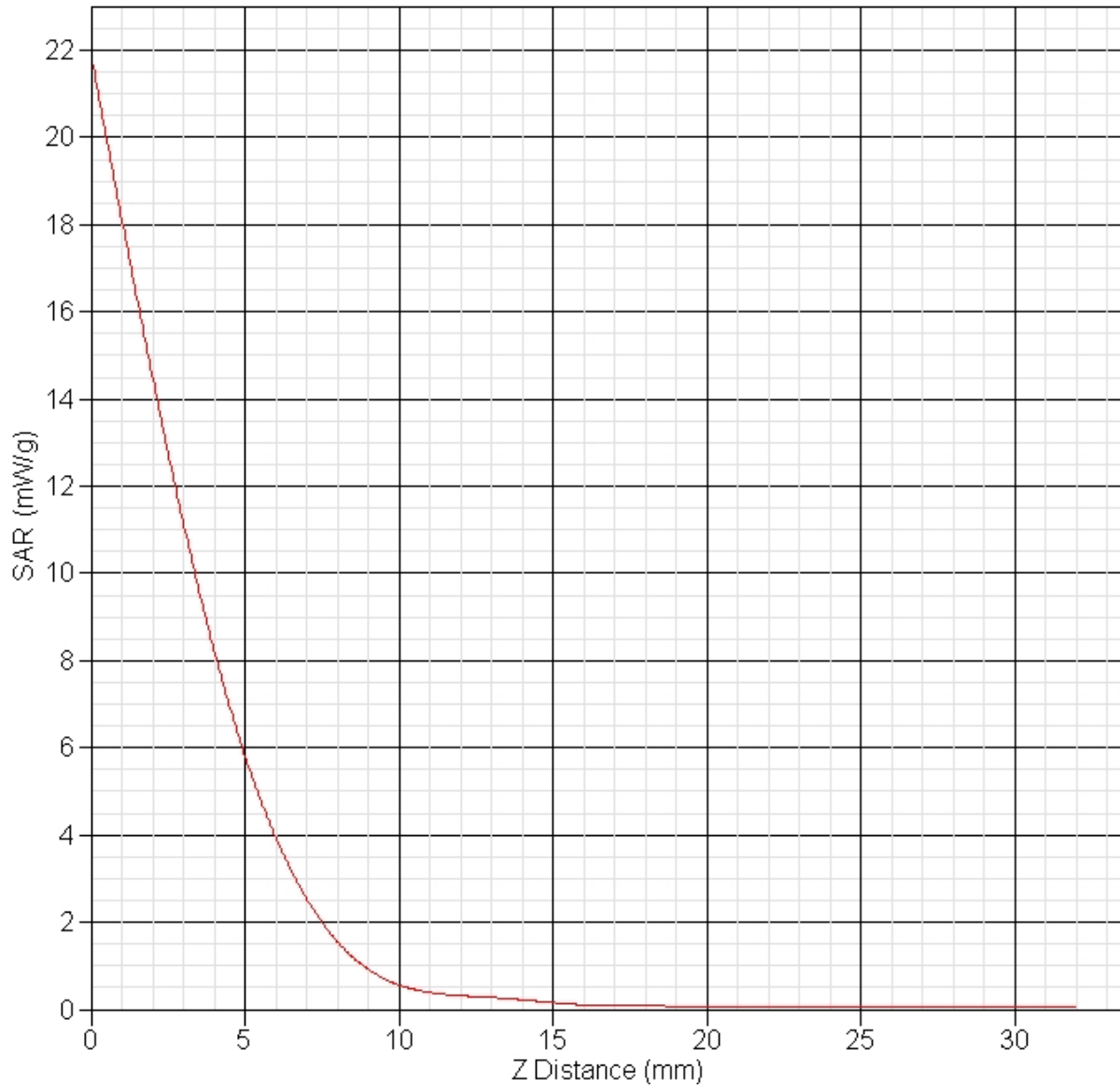
Other Data

DUT Position : Touch  
Separation : 10 mm  
Channel : Mid



1 gram SAR value : 6.323 W/kg  
10 gram SAR value : 1.681 W/kg  
Area Scan Peak SAR : 8.128 W/kg  
Zoom Scan Peak SAR : 21.917 W/kg

**SAR-Z Axis**  
at Hotspot x:0.30 y:-0.16



**SAR Test Report**

By Operator : Jay  
Measurement Date : 08-Nov-2011  
Starting Time : 08-Nov-2011 06:35:36 PM  
End Time : 08-Nov-2011 06:58:36 PM  
Scanning Time : 1380 secs

## Product Data

Device Name : Validation  
Serial No. : 5800  
Type : Dipole  
Model : ALS-D-BB-S-2  
Frequency : 5785.00 MHz  
Max. Transmit Pwr : 0.1 W  
Drift Time : 0 min(s)  
Length : 23.1 mm  
Width : 3.6 mm  
Depth : 20.7 mm  
Antenna Type : Internal  
Orientation : Touch  
Power Drift-Start : 7.539 W/kg  
Power Drift-Finish: 7.656 W/kg  
Power Drift (%) : 1.553

## Phantom Data

Name : APREL-Uni  
Type : Uni-Phantom  
Size (mm) : 280 x 280 x 200  
Serial No. : System Default  
Location : Center  
Description : Uni-Phantom

## Tissue Data

Type : BODY  
Serial No. : 5785  
Frequency : 5785.00 MHz  
Last Calib. Date : 08-Nov-2011  
Temperature : 20.00 °C  
Ambient Temp. : 23.00 °C  
Humidity : 50.00 RH%  
Epsilon : 48.09 F/m  
Sigma : 6.02 S/m  
Density : 1000.00 kg/cu. m

## Probe Data

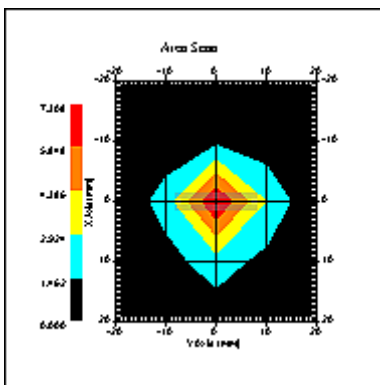
Name : Probe E030-001 - RFEL  
Model : E030  
Type : E-Field Triangle  
Serial No. : E030-001  
Last Calib. Date : 15-Jul-2011  
Frequency : 5800.00 MHz  
Duty Cycle Factor: 1  
Conversion Factor: 5.8  
Probe Sensitivity: 1.20 1.20 1.20  $\mu\text{V}/(\text{V}/\text{m})^2$   
Compression Point: 95.00 mV  
Offset : 0.56 mm

Measurement Data

Crest Factor : 1  
Scan Type : Complete  
Tissue Temp. : 20.00 °C  
Ambient Temp. : 23.00 °C  
Set-up Date : 08-Nov-2011  
Set-up Time : 4:10:18 PM  
Area Scan : 5x5x1 : Measurement x=10mm, y=10mm, z=4mm  
Zoom Scan : 7x7x10 : Measurement x=4mm, y=4mm, z=2.5mm

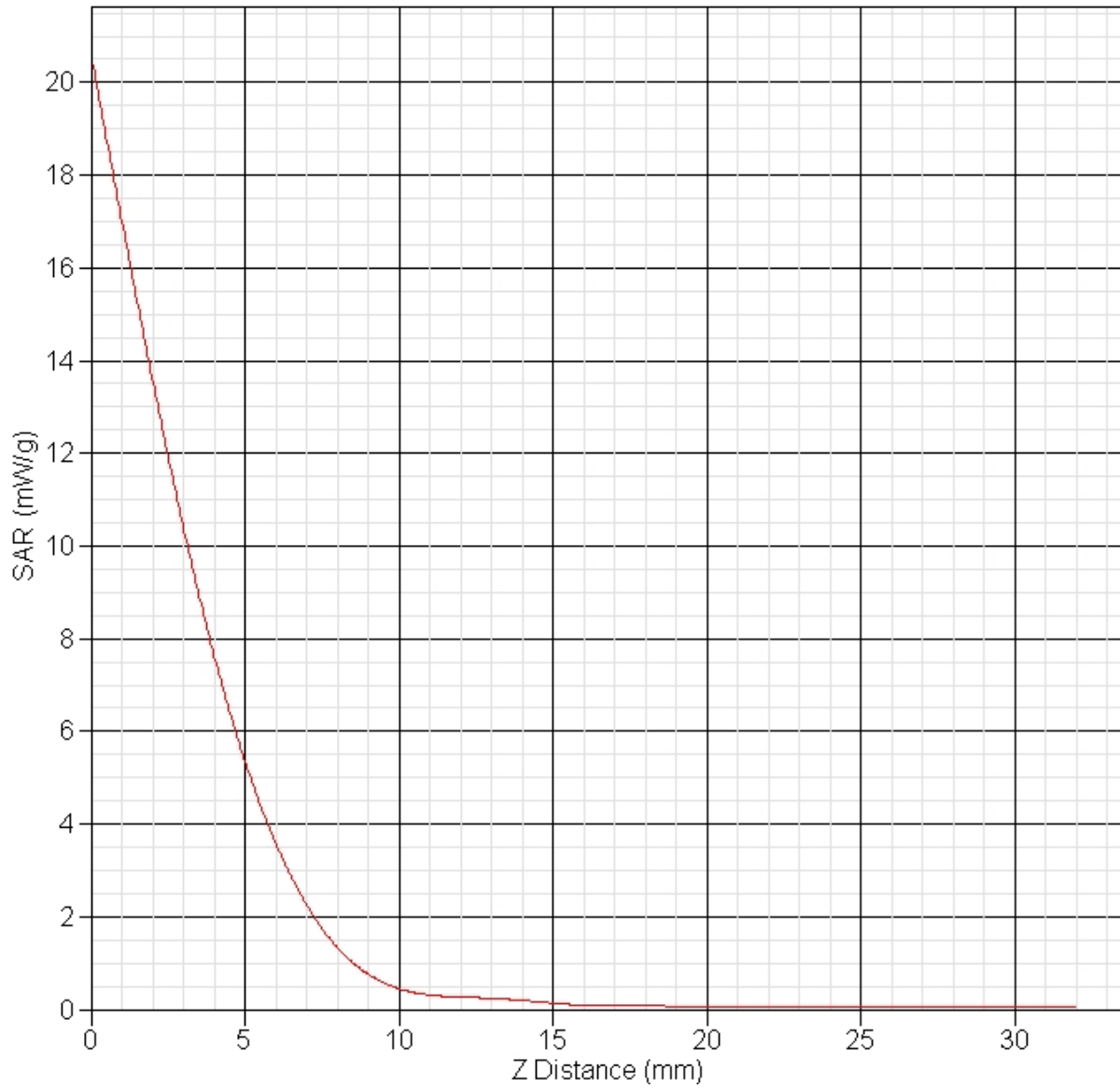
Other Data

DUT Position : Touch  
Separation : 10 mm  
Channel : Mid



1 gram SAR value : 6.173 W/kg  
10 gram SAR value : 1.900 W/kg  
Area Scan Peak SAR : 7.308 W/kg  
Zoom Scan Peak SAR : 20.616 W/kg

**SAR-Z Axis**  
at Hotspot x:0.30 y:-0.16



## **Appendix B – SAR Test Data Plots**

**SAR Test Report**

By Operator : Jay  
Measurement Date : 09-Nov-2011  
Starting Time : 09-Nov-2011 12:14:40 PM  
End Time : 09-Nov-2011 12:31:35 PM  
Scanning Time : 1015 secs

## Product Data

Device Name : Intel Corporation  
Serial No. : 0015005A196C  
Mode : 802.11a  
Model : Intel® Centrino® Ultimate-N 6300 (Model 633ANHMMW&633ABHU)  
Frequency : 2437.00 MHz  
Max. Transmit Pwr : 0.048 W  
Drift Time : 0 min(s)  
Length : 40 mm  
Width : 75 mm  
Depth : 8 mm  
Antenna Type : Internal - Chain A  
Orientation : Side A  
Power Drift-Start : 0.225 W/kg  
Power Drift-Finish: 0.232 W/kg  
Power Drift (%) : 2.818

## Phantom Data

Name : APREL-Uni  
Type : Uni-Phantom  
Size (mm) : 280 x 280 x 200  
Serial No. : System Default  
Location : Center  
Description : Uni-Phantom

## Tissue Data

Type : BODY  
Serial No. : 2440  
Frequency : 2440.00 MHz  
Last Calib. Date : 09-Nov-2011  
Temperature : 20.00 °C  
Ambient Temp. : 23.00 °C  
Humidity : 45.00 RH%  
Epsilon : 52.23 F/m  
Sigma : 1.95 S/m  
Density : 1000.00 kg/cu. m

## Probe Data

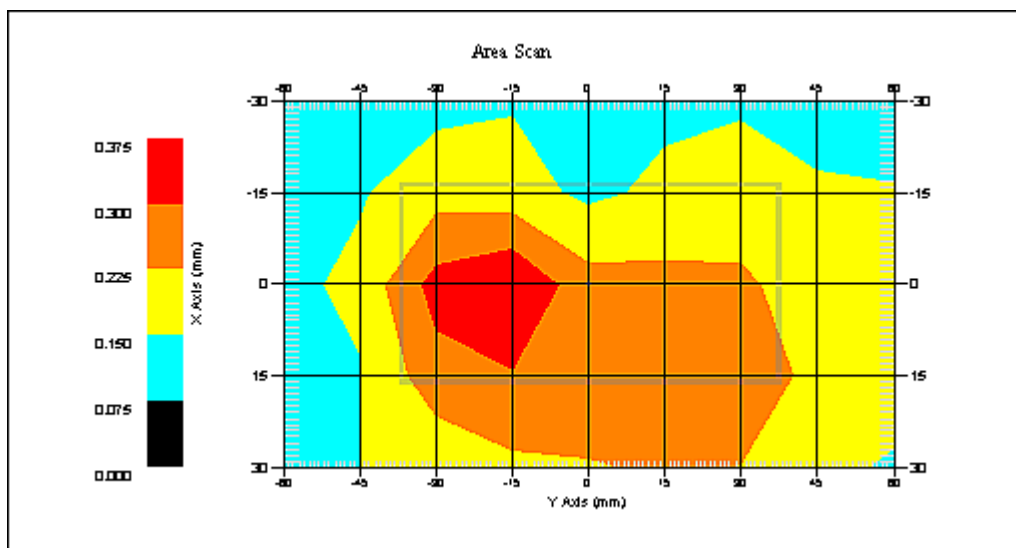
Name : RFEL 217  
Model : E020  
Type : E-Field Triangle  
Serial No. : 217  
Last Calib. Date : 07-Sep-2011  
Frequency : 2450.00 MHz  
Duty Cycle Factor: 1  
Conversion Factor: 3.94  
Probe Sensitivity: 1.20 1.20 1.20  $\mu\text{V}/(\text{V}/\text{m})^2$   
Compression Point: 95.00 mV  
Offset : 1.56 mm

### Measurement Data

Crest Factor : 1  
Scan Type : Complete  
Tissue Temp. : 20.00 °C  
Ambient Temp. : 23.00 °C  
Set-up Date : 09-Nov-2011  
Set-up Time : 9:46:08 AM  
Area Scan : 5x9x1 : Measurement x=15mm, y=15mm, z=4mm  
Zoom Scan : 5x5x8 : Measurement x=8mm, y=8mm, z=4mm

### Other Data

DUT Position : Side A  
Separation : 13 mm  
Channel : Mid



1 gram SAR value : 0.341 W/kg  
10 gram SAR value : 0.237 W/kg  
Area Scan Peak SAR : 0.375 W/kg  
Zoom Scan Peak SAR : 0.490 W/kg



**SAR Test Report**

By Operator : Jay  
Measurement Date : 09-Nov-2011  
Starting Time : 09-Nov-2011 01:59:29 PM  
End Time : 09-Nov-2011 02:16:30 PM  
Scanning Time : 1021 secs

## Product Data

Device Name : Intel Corporation  
Serial No. : 0015005A196C  
Mode : 802.11a  
Model : Intel® Centrino® Ultimate-N 6300 (Model 633ANHMMW&633ABHU)  
Frequency : 2437.00 MHz  
Max. Transmit Pwr : 0.048 W  
Drift Time : 0 min(s)  
Length : 40 mm  
Width : 75 mm  
Depth : 8 mm  
Antenna Type : Internal - Chain A  
Orientation : Side B  
Power Drift-Start : 0.209 W/kg  
Power Drift-Finish: 0.219 W/kg  
Power Drift (%) : 4.839

## Phantom Data

Name : APREL-Uni  
Type : Uni-Phantom  
Size (mm) : 280 x 280 x 200  
Serial No. : System Default  
Location : Center  
Description : Uni-Phantom

## Tissue Data

Type : BODY  
Serial No. : 2440  
Frequency : 2440.00 MHz  
Last Calib. Date : 09-Nov-2011  
Temperature : 20.00 °C  
Ambient Temp. : 23.00 °C  
Humidity : 45.00 RH%  
Epsilon : 52.23 F/m  
Sigma : 1.95 S/m  
Density : 1000.00 kg/cu. m

## Probe Data

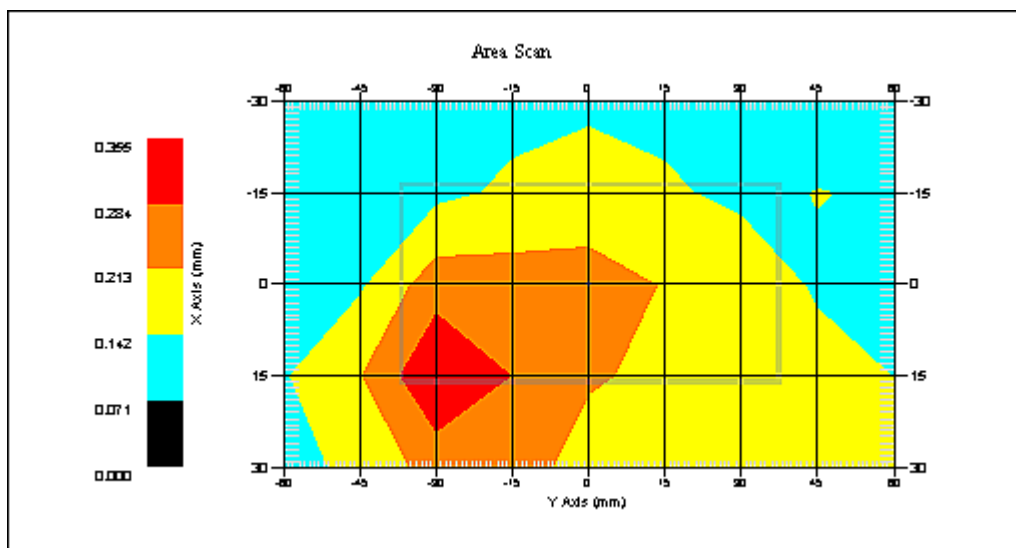
Name : RFEL 217  
Model : E020  
Type : E-Field Triangle  
Serial No. : 217  
Last Calib. Date : 07-Sep-2011  
Frequency : 2450.00 MHz  
Duty Cycle Factor: 1  
Conversion Factor: 3.94  
Probe Sensitivity: 1.20 1.20 1.20  $\mu\text{V}/(\text{V}/\text{m})^2$   
Compression Point: 95.00 mV  
Offset : 1.56 mm

### Measurement Data

Crest Factor : 1  
Scan Type : Complete  
Tissue Temp. : 20.00 °C  
Ambient Temp. : 23.00 °C  
Set-up Date : 09-Nov-2011  
Set-up Time : 9:46:08 AM  
Area Scan : 5x9x1 : Measurement x=15mm, y=15mm, z=4mm  
Zoom Scan : 5x5x8 : Measurement x=8mm, y=8mm, z=4mm

### Other Data

DUT Position : Side B  
Separation : 13 mm  
Channel : Mid



1 gram SAR value : 0.326 W/kg  
10 gram SAR value : 0.218 W/kg  
Area Scan Peak SAR : 0.353 W/kg  
Zoom Scan Peak SAR : 0.550 W/kg

**SAR Test Report**

By Operator : Jay  
Measurement Date : 09-Nov-2011  
Starting Time : 09-Nov-2011 02:18:17 PM  
End Time : 09-Nov-2011 02:33:13 PM  
Scanning Time : 896 secs

## Product Data

Device Name : Intel Corporation  
Serial No. : 0015005A196C  
Mode : 802.11a  
Model : Intel® Centrino® Ultimate-N 6300 (Model 633ANHMMW&633ABHU)  
Frequency : 2437.00 MHz  
Max. Transmit Pwr : 0.048 W  
Drift Time : 0 min(s)  
Length : 8 mm  
Width : 40 mm  
Depth : 75 mm  
Antenna Type : Internal - Chain A  
Orientation : Side C  
Power Drift-Start : 0.332 W/kg  
Power Drift-Finish: 0.338 W/kg  
Power Drift (%) : 1.801

## Phantom Data

Name : APREL-Uni  
Type : Uni-Phantom  
Size (mm) : 280 x 280 x 200  
Serial No. : System Default  
Location : Center  
Description : Uni-Phantom

## Tissue Data

Type : BODY  
Serial No. : 2440  
Frequency : 2440.00 MHz  
Last Calib. Date : 09-Nov-2011  
Temperature : 20.00 °C  
Ambient Temp. : 23.00 °C  
Humidity : 45.00 RH%  
Epsilon : 52.23 F/m  
Sigma : 1.95 S/m  
Density : 1000.00 kg/cu. m

## Probe Data

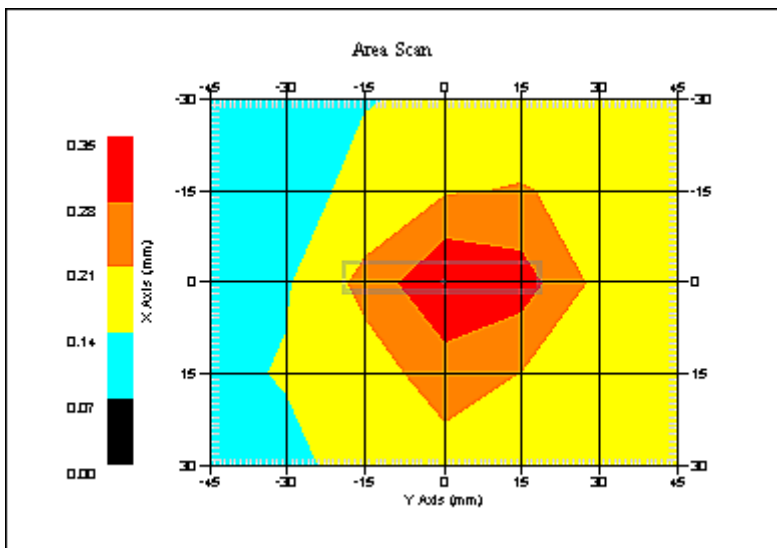
Name : RFEL 217  
Model : E020  
Type : E-Field Triangle  
Serial No. : 217  
Last Calib. Date : 07-Sep-2011  
Frequency : 2450.00 MHz  
Duty Cycle Factor: 1  
Conversion Factor: 3.94  
Probe Sensitivity: 1.20 1.20 1.20  $\mu\text{V}/(\text{V}/\text{m})^2$   
Compression Point: 95.00 mV  
Offset : 1.56 mm

Measurement Data

Crest Factor : 1  
Scan Type : Complete  
Tissue Temp. : 20.00 °C  
Ambient Temp. : 23.00 °C  
Set-up Date : 09-Nov-2011  
Set-up Time : 9:46:08 AM  
Area Scan : 5x9x1 : Measurement x=15mm, y=15mm, z=4mm  
Zoom Scan : 5x5x8 : Measurement x=8mm, y=8mm, z=4mm

Other Data

DUT Position : Side C  
Separation : 13 mm  
Channel : Mid



1 gram SAR value : 0.339 W/kg  
10 gram SAR value : 0.231 W/kg  
Area Scan Peak SAR : 0.348 W/kg  
Zoom Scan Peak SAR : 0.540 W/kg

**SAR Test Report**

By Operator : Jay  
Measurement Date : 09-Nov-2011  
Starting Time : 09-Nov-2011 03:59:04 PM  
End Time : 09-Nov-2011 04:26:05 PM  
Scanning Time : 1621 secs

## Product Data

Device Name : Intel Corporation  
Serial No. : 0015005A196C  
Mode : 802.11a  
Model : Intel® Centrino® Ultimate-N 6300 (Model 633ANHMMW&633ABHU)  
Frequency : 2437.00 MHz  
Max. Transmit Pwr : 0.048 W  
Drift Time : 0 min(s)  
Length : 8 mm  
Width : 75 mm  
Depth : 40 mm  
Antenna Type : Internal - Chain A  
Orientation : Side D  
Power Drift-Start : 0.157 W/kg  
Power Drift-Finish: 0.160 W/kg  
Power Drift (%) : 1.916

## Phantom Data

Name : APREL-Uni  
Type : Uni-Phantom  
Size (mm) : 280 x 280 x 200  
Serial No. : System Default  
Location : Center  
Description : Uni-Phantom

## Tissue Data

Type : BODY  
Serial No. : 2440  
Frequency : 2440.00 MHz  
Last Calib. Date : 09-Nov-2011  
Temperature : 20.00 °C  
Ambient Temp. : 23.00 °C  
Humidity : 45.00 RH%  
Epsilon : 52.23 F/m  
Sigma : 1.95 S/m  
Density : 1000.00 kg/cu. m

## Probe Data

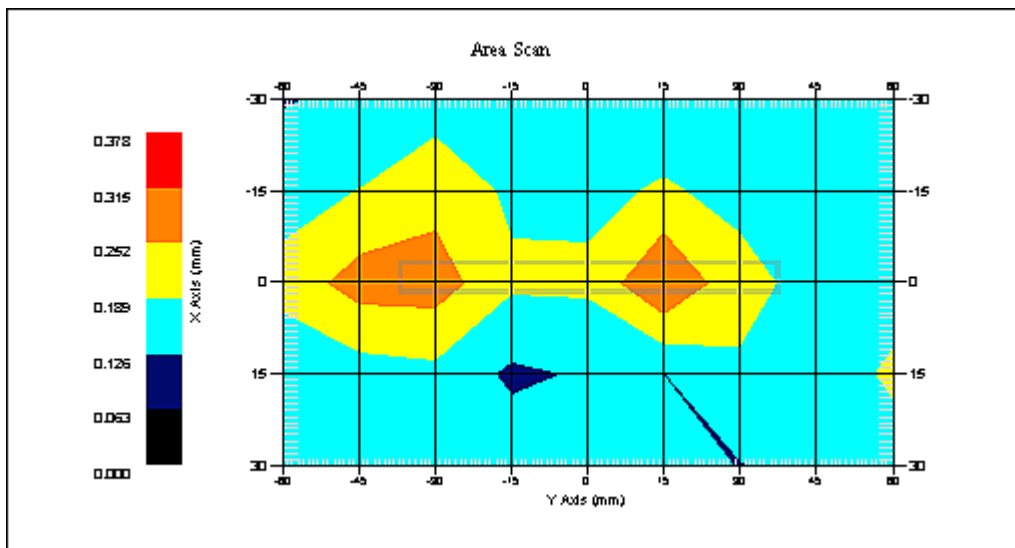
Name : RFEL 217  
Model : E020  
Type : E-Field Triangle  
Serial No. : 217  
Last Calib. Date : 07-Sep-2011  
Frequency : 2450.00 MHz  
Duty Cycle Factor: 1  
Conversion Factor: 3.94  
Probe Sensitivity: 1.20 1.20 1.20  $\mu\text{V}/(\text{V}/\text{m})^2$   
Compression Point: 95.00 mV  
Offset : 1.56 mm

### Measurement Data

Crest Factor : 1  
Scan Type : Complete  
Tissue Temp. : 20.00 °C  
Ambient Temp. : 23.00 °C  
Set-up Date : 09-Nov-2011  
Set-up Time : 9:46:08 AM  
Area Scan : 5x9x1 : Measurement x=15mm, y=15mm, z=4mm  
Zoom Scan : 5x5x8 : Measurement x=8mm, y=8mm, z=4mm

### Other Data

DUT Position : Side D  
Separation : 13 mm  
Channel : Mid



1 gram SAR value : 0.298 W/kg  
10 gram SAR value : 0.195 W/kg  
Area Scan Peak SAR : 0.316 W/kg  
Zoom Scan Peak SAR : 0.550 W/kg

**SAR Test Report**

By Operator : Jay  
Measurement Date : 09-Nov-2011  
Starting Time : 09-Nov-2011 03:42:05 PM  
End Time : 09-Nov-2011 03:57:01 PM  
Scanning Time : 896 secs

## Product Data

Device Name : Intel Corporation  
Serial No. : 0015005A196C  
Mode : 802.11a  
Model : Intel® Centrino® Ultimate-N 6300 (Model 633ANHMMW&633ABHU)  
Frequency : 2437.00 MHz  
Max. Transmit Pwr : 0.048 W  
Drift Time : 0 min(s)  
Length : 8 mm  
Width : 40 mm  
Depth : 75 mm  
Antenna Type : Internal - Chain A  
Orientation : Side E  
Power Drift-Start : 0.308 W/kg  
Power Drift-Finish: 0.305 W/kg  
Power Drift (%) : -1.117

## Phantom Data

Name : APREL-Uni  
Type : Uni-Phantom  
Size (mm) : 280 x 280 x 200  
Serial No. : System Default  
Location : Center  
Description : Uni-Phantom

## Tissue Data

Type : BODY  
Serial No. : 2440  
Frequency : 2440.00 MHz  
Last Calib. Date : 09-Nov-2011  
Temperature : 20.00 °C  
Ambient Temp. : 23.00 °C  
Humidity : 45.00 RH%  
Epsilon : 52.23 F/m  
Sigma : 1.95 S/m  
Density : 1000.00 kg/cu. m

## Probe Data

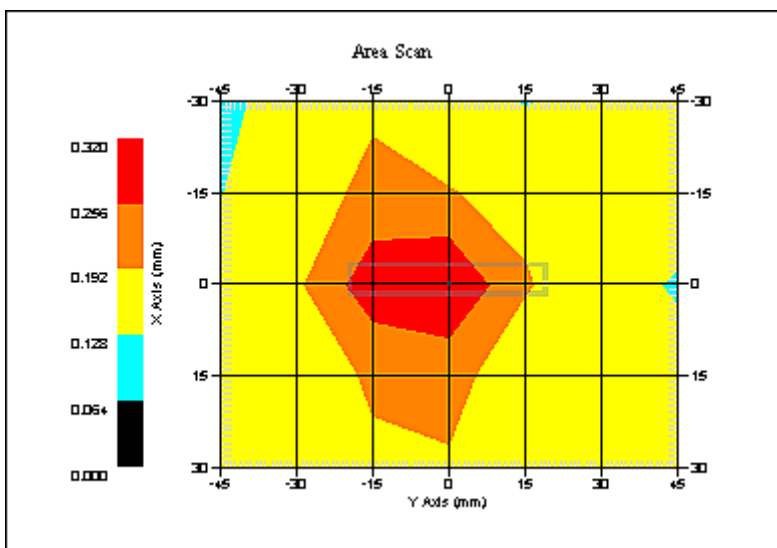
Name : RFEL 217  
Model : E020  
Type : E-Field Triangle  
Serial No. : 217  
Last Calib. Date : 07-Sep-2011  
Frequency : 2450.00 MHz  
Duty Cycle Factor: 1  
Conversion Factor: 3.94  
Probe Sensitivity: 1.20 1.20 1.20  $\mu\text{V}/(\text{V}/\text{m})^2$   
Compression Point: 95.00 mV  
Offset : 1.56 mm

### Measurement Data

Crest Factor : 1  
Scan Type : Complete  
Tissue Temp. : 20.00 °C  
Ambient Temp. : 23.00 °C  
Set-up Date : 09-Nov-2011  
Set-up Time : 9:46:08 AM  
Area Scan : 5x9x1 : Measurement x=15mm, y=15mm, z=4mm  
Zoom Scan : 5x5x8 : Measurement x=8mm, y=8mm, z=4mm

### Other Data

DUT Position : Side E  
Separation : 13 mm  
Channel : Mid



1 gram SAR value : 0.294 W/kg  
10 gram SAR value : 0.216 W/kg  
Area Scan Peak SAR : 0.318 W/kg  
Zoom Scan Peak SAR : 0.420 W/kg



**SAR Test Report**

By Operator : Jay  
Measurement Date : 09-Nov-2011  
Starting Time : 09-Nov-2011 06:03:53 PM  
End Time : 09-Nov-2011 06:20:48 PM  
Scanning Time : 1015 secs

## Product Data

Device Name : Intel Corporation  
Serial No. : 0015005A196C  
Mode : 802.11a  
Model : Intel® Centrino® Ultimate-N 6300 (Model 633ANHMMW&633ABHU)  
Frequency : 2437.00 MHz  
Max. Transmit Pwr : 0.048 W  
Drift Time : 0 min(s)  
Length : 8 mm  
Width : 75 mm  
Depth : 40 mm  
Antenna Type : Internal - Chain A  
Orientation : Side F  
Power Drift-Start : 0.242 W/kg  
Power Drift-Finish: 0.244 W/kg  
Power Drift (%) : 0.877

## Phantom Data

Name : APREL-Uni  
Type : Uni-Phantom  
Size (mm) : 280 x 280 x 200  
Serial No. : System Default  
Location : Center  
Description : Uni-Phantom

## Tissue Data

Type : BODY  
Serial No. : 2440  
Frequency : 2440.00 MHz  
Last Calib. Date : 09-Nov-2011  
Temperature : 20.00 °C  
Ambient Temp. : 23.00 °C  
Humidity : 45.00 RH%  
Epsilon : 52.23 F/m  
Sigma : 1.95 S/m  
Density : 1000.00 kg/cu. m

## Probe Data

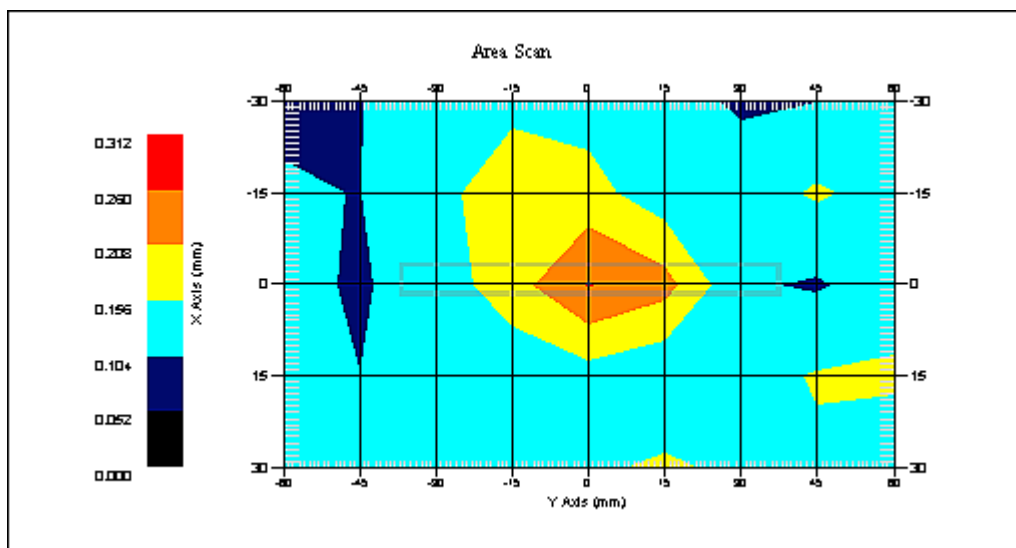
Name : RFEL 217  
Model : E020  
Type : E-Field Triangle  
Serial No. : 217  
Last Calib. Date : 07-Sep-2011  
Frequency : 2450.00 MHz  
Duty Cycle Factor: 1  
Conversion Factor: 3.94  
Probe Sensitivity: 1.20 1.20 1.20  $\mu\text{V}/(\text{V}/\text{m})^2$   
Compression Point: 95.00 mV  
Offset : 1.56 mm

### Measurement Data

Crest Factor : 1  
Scan Type : Complete  
Tissue Temp. : 20.00 °C  
Ambient Temp. : 23.00 °C  
Set-up Date : 09-Nov-2011  
Set-up Time : 9:46:08 AM  
Area Scan : 5x9x1 : Measurement x=15mm, y=15mm, z=4mm  
Zoom Scan : 5x5x8 : Measurement x=8mm, y=8mm, z=4mm

### Other Data

DUT Position : Side F  
Separation : 13 mm  
Channel : Mid



1 gram SAR value : 0.245 W/kg  
10 gram SAR value : 0.175 W/kg  
Area Scan Peak SAR : 0.262 W/kg  
Zoom Scan Peak SAR : 0.380 W/kg

**SAR Test Report**

By Operator : Jay  
Measurement Date : 09-Nov-2011  
Starting Time : 09-Nov-2011 12:33:26 PM  
End Time : 09-Nov-2011 12:50:16 PM  
Scanning Time : 1010 secs

## Product Data

Device Name : Intel Corporation  
Serial No. : 0015005A196C  
Mode : 802.11a  
Model : Intel® Centrino® Ultimate-N 6300 (Model 633ANHMMW&633ABHU)  
Frequency : 2437.00 MHz  
Max. Transmit Pwr : 0.048 W  
Drift Time : 0 min(s)  
Length : 40 mm  
Width : 75 mm  
Depth : 8 mm  
Antenna Type : Internal - Chain B  
Orientation : Side A  
Power Drift-Start : 0.228 W/kg  
Power Drift-Finish: 0.236 W/kg  
Power Drift (%) : 3.578

## Phantom Data

Name : APREL-Uni  
Type : Uni-Phantom  
Size (mm) : 280 x 280 x 200  
Serial No. : System Default  
Location : Center  
Description : Uni-Phantom

## Tissue Data

Type : BODY  
Serial No. : 2440  
Frequency : 2440.00 MHz  
Last Calib. Date : 09-Nov-2011  
Temperature : 20.00 °C  
Ambient Temp. : 23.00 °C  
Humidity : 45.00 RH%  
Epsilon : 52.23 F/m  
Sigma : 1.95 S/m  
Density : 1000.00 kg/cu. m

## Probe Data

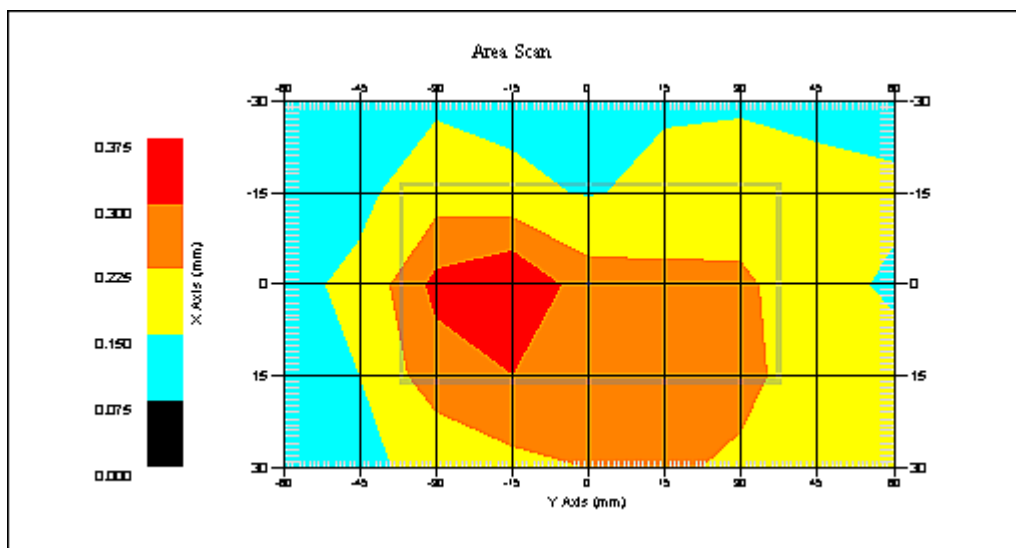
Name : RFEL 217  
Model : E020  
Type : E-Field Triangle  
Serial No. : 217  
Last Calib. Date : 07-Sep-2011  
Frequency : 2450.00 MHz  
Duty Cycle Factor: 1  
Conversion Factor: 3.94  
Probe Sensitivity: 1.20 1.20 1.20  $\mu\text{V}/(\text{V}/\text{m})^2$   
Compression Point: 95.00 mV  
Offset : 1.56 mm

### Measurement Data

Crest Factor : 1  
Scan Type : Complete  
Tissue Temp. : 20.00 °C  
Ambient Temp. : 23.00 °C  
Set-up Date : 09-Nov-2011  
Set-up Time : 9:46:08 AM  
Area Scan : 5x9x1 : Measurement x=15mm, y=15mm, z=4mm  
Zoom Scan : 5x5x8 : Measurement x=8mm, y=8mm, z=4mm

### Other Data

DUT Position : Side A  
Separation : 13 mm  
Channel : Mid



1 gram SAR value : 0.359 W/kg  
10 gram SAR value : 0.242 W/kg  
Area Scan Peak SAR : 0.373 W/kg  
Zoom Scan Peak SAR : 0.480 W/kg

**SAR Test Report**

By Operator : Jay  
Measurement Date : 09-Nov-2011  
Starting Time : 09-Nov-2011 01:40:13 PM  
End Time : 09-Nov-2011 01:57:30 PM  
Scanning Time : 1037 secs

## Product Data

Device Name : Intel Corporation  
Serial No. : 0015005A196C  
Mode : 802.11a  
Model : Intel® Centrino® Ultimate-N 6300 (Model 633ANHMMW&633ABHU)  
Frequency : 2437.00 MHz  
Max. Transmit Pwr : 0.048 W  
Drift Time : 0 min(s)  
Length : 40 mm  
Width : 75 mm  
Depth : 8 mm  
Antenna Type : Internal - Chain B  
Orientation : Side B  
Power Drift-Start : 0.236 W/kg  
Power Drift-Finish: 0.231 W/kg  
Power Drift (%) : -2.274

## Phantom Data

Name : APREL-Uni  
Type : Uni-Phantom  
Size (mm) : 280 x 280 x 200  
Serial No. : System Default  
Location : Center  
Description : Uni-Phantom

## Tissue Data

Type : BODY  
Serial No. : 2440  
Frequency : 2440.00 MHz  
Last Calib. Date : 09-Nov-2011  
Temperature : 20.00 °C  
Ambient Temp. : 23.00 °C  
Humidity : 45.00 RH%  
Epsilon : 52.23 F/m  
Sigma : 1.95 S/m  
Density : 1000.00 kg/cu. m

## Probe Data

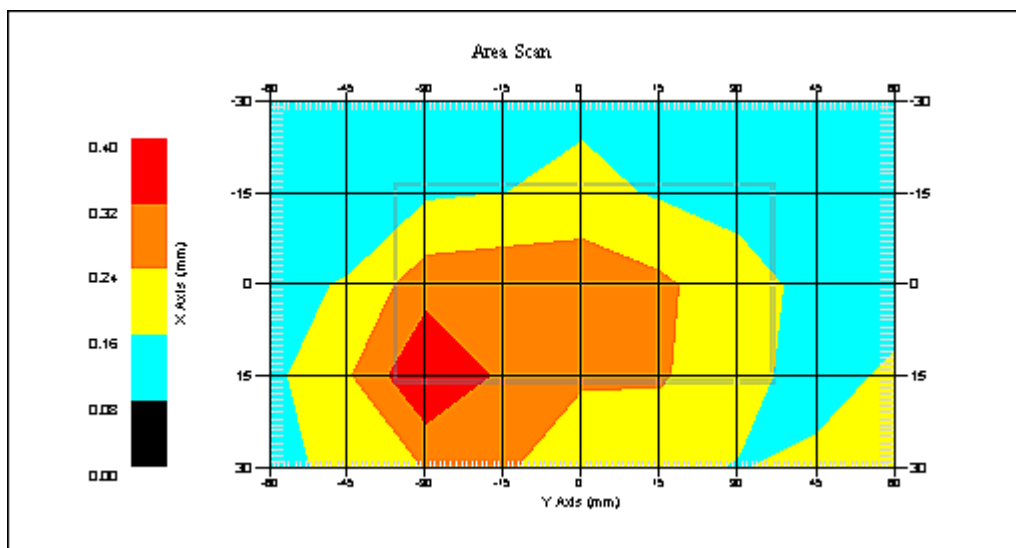
Name : RFEL 217  
Model : E020  
Type : E-Field Triangle  
Serial No. : 217  
Last Calib. Date : 07-Sep-2011  
Frequency : 2450.00 MHz  
Duty Cycle Factor: 1  
Conversion Factor: 3.94  
Probe Sensitivity: 1.20 1.20 1.20  $\mu\text{V}/(\text{V}/\text{m})^2$   
Compression Point: 95.00 mV  
Offset : 1.56 mm

### Measurement Data

Crest Factor : 1  
Scan Type : Complete  
Tissue Temp. : 20.00 °C  
Ambient Temp. : 23.00 °C  
Set-up Date : 09-Nov-2011  
Set-up Time : 9:46:08 AM  
Area Scan : 5x9x1 : Measurement x=15mm, y=15mm, z=4mm  
Zoom Scan : 5x5x8 : Measurement x=8mm, y=8mm, z=4mm

### Other Data

DUT Position : Side B  
Separation : 13 mm  
Channel : Mid



1 gram SAR value : 0.369 W/kg  
10 gram SAR value : 0.247 W/kg  
Area Scan Peak SAR : 0.400 W/kg  
Zoom Scan Peak SAR : 0.610 W/kg

**SAR Test Report**

By Operator : Jay  
Measurement Date : 09-Nov-2011  
Starting Time : 09-Nov-2011 02:35:35 PM  
End Time : 09-Nov-2011 02:50:32 PM  
Scanning Time : 897 secs

## Product Data

Device Name : Intel Corporation  
Serial No. : 0015005A196C  
Mode : 802.11a  
Model : Intel® Centrino® Ultimate-N 6300 (Model 633ANHMMW&633ABHU)  
Frequency : 2437.00 MHz  
Max. Transmit Pwr : 0.048 W  
Drift Time : 0 min(s)  
Length : 8 mm  
Width : 40 mm  
Depth : 75 mm  
Antenna Type : Internal - Chain B  
Orientation : Side C  
Power Drift-Start : 0.413 W/kg  
Power Drift-Finish: 0.410 W/kg  
Power Drift (%) : -0.716

## Phantom Data

Name : APREL-Uni  
Type : Uni-Phantom  
Size (mm) : 280 x 280 x 200  
Serial No. : System Default  
Location : Center  
Description : Uni-Phantom

## Tissue Data

Type : BODY  
Serial No. : 2440  
Frequency : 2440.00 MHz  
Last Calib. Date : 09-Nov-2011  
Temperature : 20.00 °C  
Ambient Temp. : 23.00 °C  
Humidity : 45.00 RH%  
Epsilon : 52.23 F/m  
Sigma : 1.95 S/m  
Density : 1000.00 kg/cu. m

## Probe Data

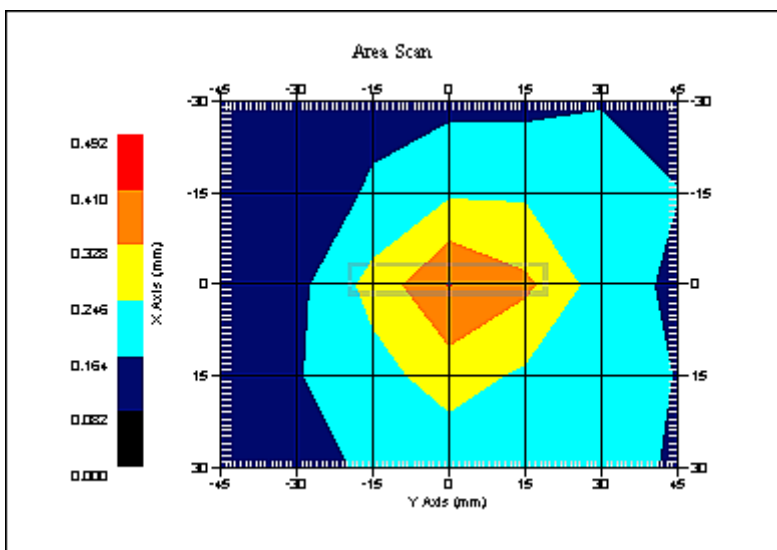
Name : RFEL 217  
Model : E020  
Type : E-Field Triangle  
Serial No. : 217  
Last Calib. Date : 07-Sep-2011  
Frequency : 2450.00 MHz  
Duty Cycle Factor: 1  
Conversion Factor: 3.94  
Probe Sensitivity: 1.20 1.20 1.20  $\mu\text{V}/(\text{V}/\text{m})^2$   
Compression Point: 95.00 mV  
Offset : 1.56 mm

### Measurement Data

Crest Factor : 1  
Scan Type : Complete  
Tissue Temp. : 20.00 °C  
Ambient Temp. : 23.00 °C  
Set-up Date : 09-Nov-2011  
Set-up Time : 9:46:08 AM  
Area Scan : 5x9x1 : Measurement x=15mm, y=15mm, z=4mm  
Zoom Scan : 5x5x8 : Measurement x=8mm, y=8mm, z=4mm

### Other Data

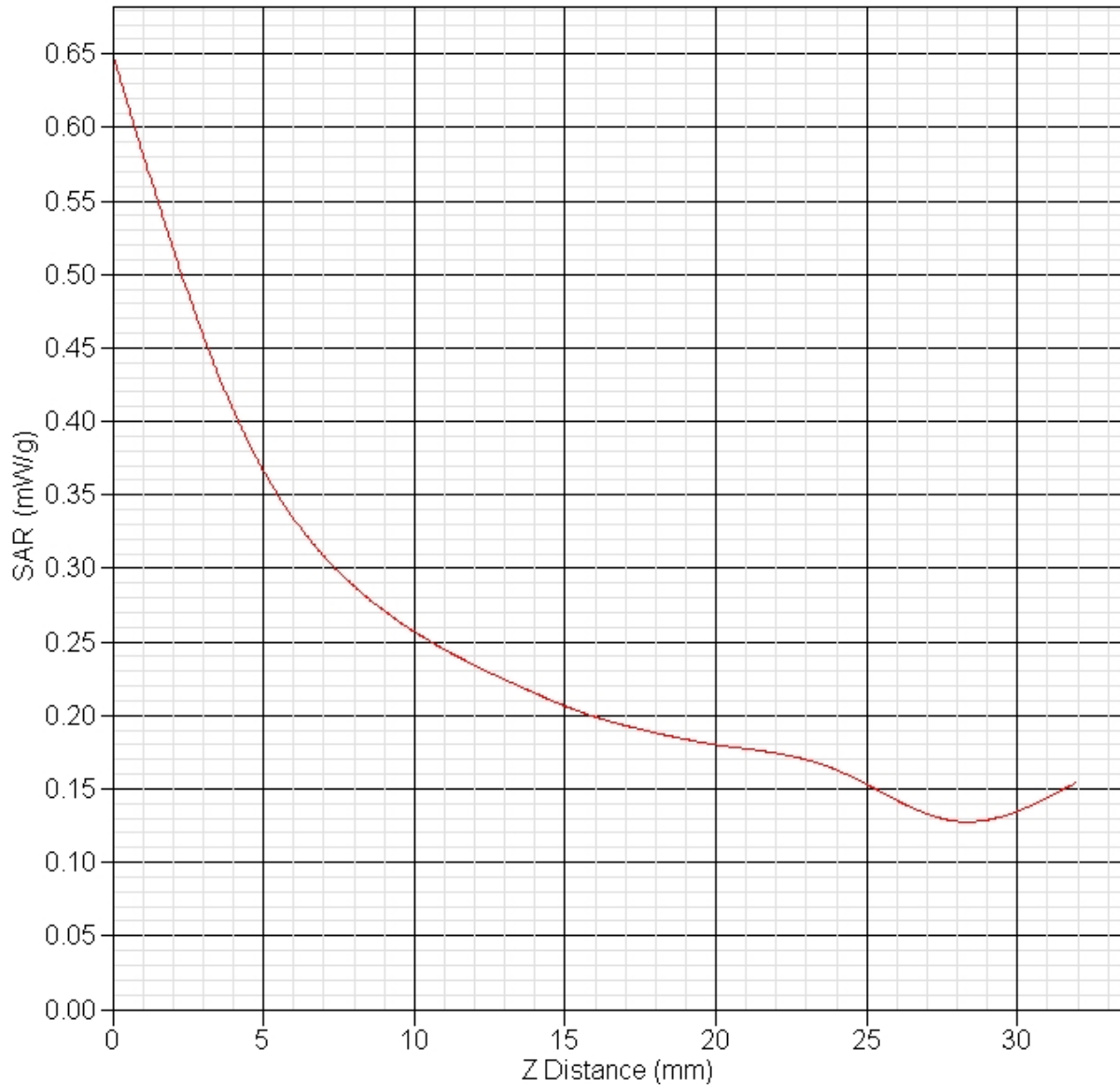
DUT Position : Side C  
Separation : 13 mm  
Channel : Mid



1 gram SAR value : 0.389 W/kg  
10 gram SAR value : 0.263 W/kg  
Area Scan Peak SAR : 0.412 W/kg  
Zoom Scan Peak SAR : 0.650 W/kg



**SAR-Z Axis**  
at Hotspot x:0.08 y:0.07



**SAR Test Report**

By Operator : Jay  
Measurement Date : 09-Nov-2011  
Starting Time : 09-Nov-2011 04:28:38 PM  
End Time : 09-Nov-2011 04:55:46 PM  
Scanning Time : 1628 secs

## Product Data

Device Name : Intel Corporation  
Serial No. : 0015005A196C  
Mode : 802.11a  
Model : Intel® Centrino® Ultimate-N 6300 (Model 633ANHMMW&633ABHU)  
Frequency : 2437.00 MHz  
Max. Transmit Pwr : 0.048 W  
Drift Time : 0 min(s)  
Length : 8 mm  
Width : 75 mm  
Depth : 40 mm  
Antenna Type : Internal - Chain B  
Orientation : Side D  
Power Drift-Start : 0.219 W/kg  
Power Drift-Finish: 0.218 W/kg  
Power Drift (%) : -0.458

## Phantom Data

Name : APREL-Uni  
Type : Uni-Phantom  
Size (mm) : 280 x 280 x 200  
Serial No. : System Default  
Location : Center  
Description : Uni-Phantom

## Tissue Data

Type : BODY  
Serial No. : 2440  
Frequency : 2440.00 MHz  
Last Calib. Date : 09-Nov-2011  
Temperature : 20.00 °C  
Ambient Temp. : 23.00 °C  
Humidity : 45.00 RH%  
Epsilon : 52.23 F/m  
Sigma : 1.95 S/m  
Density : 1000.00 kg/cu. m

## Probe Data

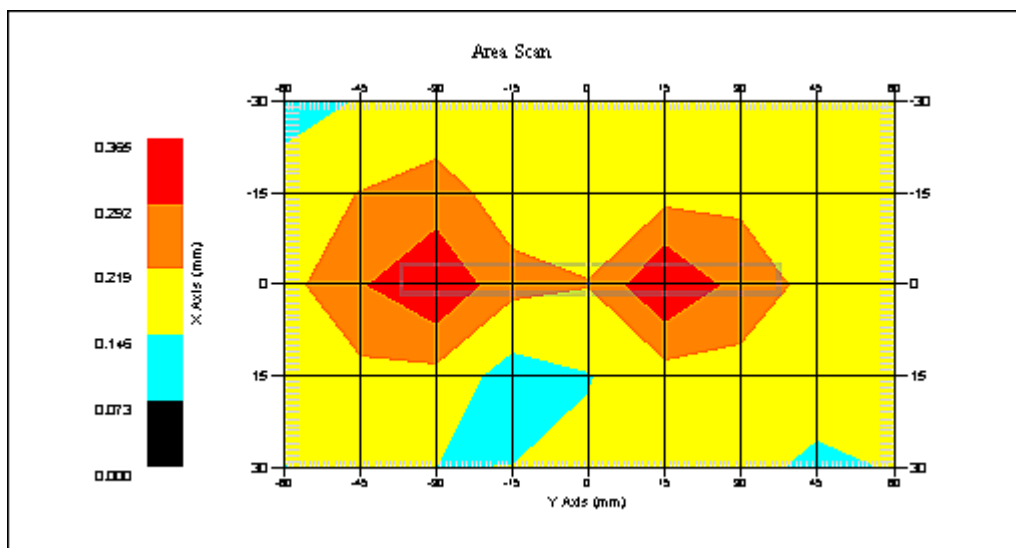
Name : RFEL 217  
Model : E020  
Type : E-Field Triangle  
Serial No. : 217  
Last Calib. Date : 07-Sep-2011  
Frequency : 2450.00 MHz  
Duty Cycle Factor: 1  
Conversion Factor: 3.94  
Probe Sensitivity: 1.20 1.20 1.20  $\mu\text{V}/(\text{V}/\text{m})^2$   
Compression Point: 95.00 mV  
Offset : 1.56 mm

### Measurement Data

Crest Factor : 1  
Scan Type : Complete  
Tissue Temp. : 20.00 °C  
Ambient Temp. : 23.00 °C  
Set-up Date : 09-Nov-2011  
Set-up Time : 9:46:08 AM  
Area Scan : 5x9x1 : Measurement x=15mm, y=15mm, z=4mm  
Zoom Scan : 5x5x8 : Measurement x=8mm, y=8mm, z=4mm

### Other Data

DUT Position : Side D  
Separation : 13 mm  
Channel : Mid



1 gram SAR value : 0.331 W/kg  
10 gram SAR value : 0.221 W/kg  
Area Scan Peak SAR : 0.363 W/kg  
Zoom Scan Peak SAR : 0.530 W/kg

**SAR Test Report**

By Operator : Jay  
Measurement Date : 09-Nov-2011  
Starting Time : 09-Nov-2011 03:25:46 PM  
End Time : 09-Nov-2011 03:40:42 PM  
Scanning Time : 896 secs

## Product Data

Device Name : Intel Corporation  
Serial No. : 0015005A196C  
Mode : 802.11a  
Model : Intel® Centrino® Ultimate-N 6300 (Model 633ANHMMW&633ABHU)  
Frequency : 2437.00 MHz  
Max. Transmit Pwr : 0.048 W  
Drift Time : 0 min(s)  
Length : 8 mm  
Width : 40 mm  
Depth : 75 mm  
Antenna Type : Internal - Chain B  
Orientation : Side E  
Power Drift-Start : 0.356 W/kg  
Power Drift-Finish: 0.353 W/kg  
Power Drift (%) : -0.849

## Phantom Data

Name : APREL-Uni  
Type : Uni-Phantom  
Size (mm) : 280 x 280 x 200  
Serial No. : System Default  
Location : Center  
Description : Uni-Phantom

## Tissue Data

Type : BODY  
Serial No. : 2440  
Frequency : 2440.00 MHz  
Last Calib. Date : 09-Nov-2011  
Temperature : 20.00 °C  
Ambient Temp. : 23.00 °C  
Humidity : 45.00 RH%  
Epsilon : 52.23 F/m  
Sigma : 1.95 S/m  
Density : 1000.00 kg/cu. m

## Probe Data

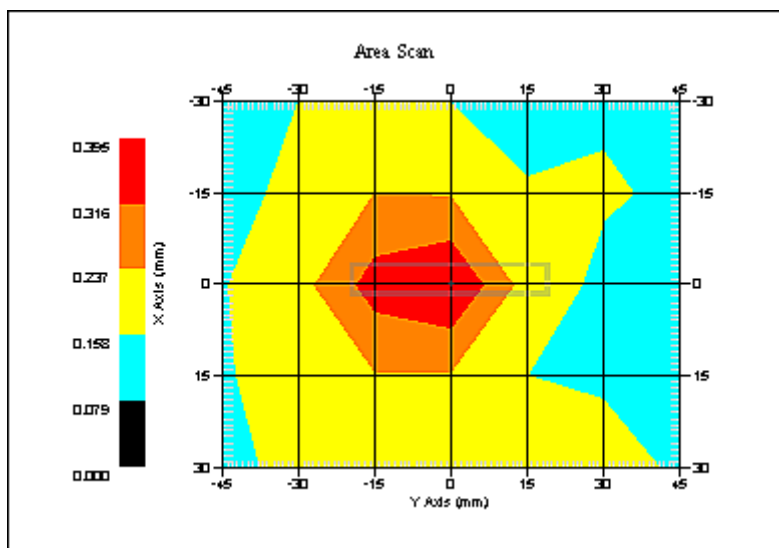
Name : RFEL 217  
Model : E020  
Type : E-Field Triangle  
Serial No. : 217  
Last Calib. Date : 07-Sep-2011  
Frequency : 2450.00 MHz  
Duty Cycle Factor: 1  
Conversion Factor: 3.94  
Probe Sensitivity: 1.20 1.20 1.20  $\mu\text{V}/(\text{V}/\text{m})^2$   
Compression Point: 95.00 mV  
Offset : 1.56 mm

### Measurement Data

Crest Factor : 1  
Scan Type : Complete  
Tissue Temp. : 20.00 °C  
Ambient Temp. : 23.00 °C  
Set-up Date : 09-Nov-2011  
Set-up Time : 9:46:08 AM  
Area Scan : 5x9x1 : Measurement x=15mm, y=15mm, z=4mm  
Zoom Scan : 5x5x8 : Measurement x=8mm, y=8mm, z=4mm

### Other Data

DUT Position : Side E  
Separation : 13 mm  
Channel : Mid



1 gram SAR value : 0.355 W/kg  
10 gram SAR value : 0.246 W/kg  
Area Scan Peak SAR : 0.393 W/kg  
Zoom Scan Peak SAR : 0.530 W/kg

**SAR Test Report**

By Operator : Jay  
Measurement Date : 09-Nov-2011  
Starting Time : 09-Nov-2011 05:44:28 PM  
End Time : 09-Nov-2011 06:01:15 PM  
Scanning Time : 1007 secs

## Product Data

Device Name : Intel Corporation  
Serial No. : 0015005A196C  
Mode : 802.11a  
Model : Intel® Centrino® Ultimate-N 6300 (Model 633ANHMMW&633ABHU)  
Frequency : 2437.00 MHz  
Max. Transmit Pwr : 0.048 W  
Drift Time : 0 min(s)  
Length : 8 mm  
Width : 75 mm  
Depth : 40 mm  
Antenna Type : Internal - Chain B  
Orientation : Side F  
Power Drift-Start : 0.300 W/kg  
Power Drift-Finish: 0.308 W/kg  
Power Drift (%) : 2.668

## Phantom Data

Name : APREL-Uni  
Type : Uni-Phantom  
Size (mm) : 280 x 280 x 200  
Serial No. : System Default  
Location : Center  
Description : Uni-Phantom

## Tissue Data

Type : BODY  
Serial No. : 2440  
Frequency : 2440.00 MHz  
Last Calib. Date : 09-Nov-2011  
Temperature : 20.00 °C  
Ambient Temp. : 23.00 °C  
Humidity : 45.00 RH%  
Epsilon : 52.23 F/m  
Sigma : 1.95 S/m  
Density : 1000.00 kg/cu. m

## Probe Data

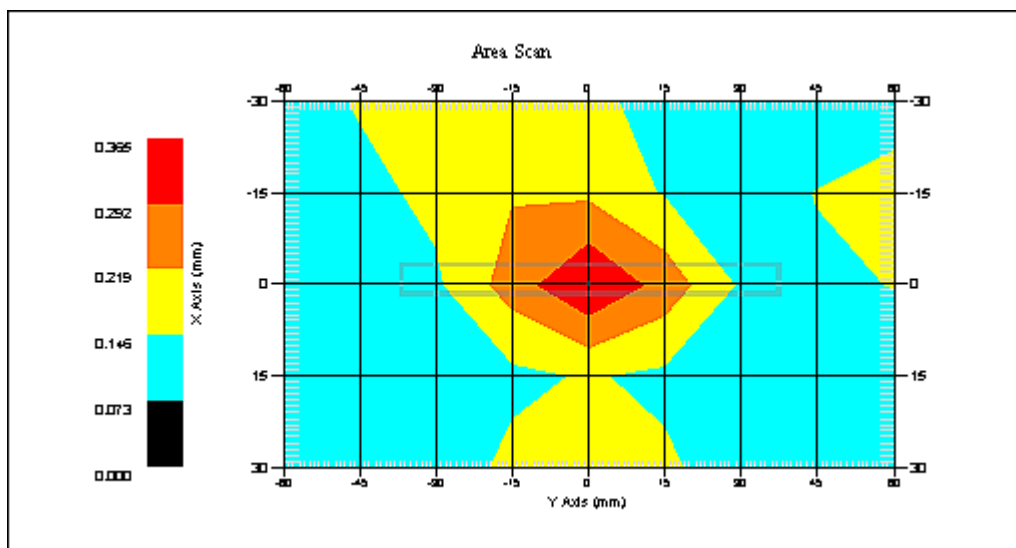
Name : RFEL 217  
Model : E020  
Type : E-Field Triangle  
Serial No. : 217  
Last Calib. Date : 07-Sep-2011  
Frequency : 2450.00 MHz  
Duty Cycle Factor: 1  
Conversion Factor: 3.94  
Probe Sensitivity: 1.20 1.20 1.20  $\mu\text{V}/(\text{V}/\text{m})^2$   
Compression Point: 95.00 mV  
Offset : 1.56 mm

### Measurement Data

Crest Factor : 1  
Scan Type : Complete  
Tissue Temp. : 20.00 °C  
Ambient Temp. : 23.00 °C  
Set-up Date : 09-Nov-2011  
Set-up Time : 9:46:08 AM  
Area Scan : 5x9x1 : Measurement x=15mm, y=15mm, z=4mm  
Zoom Scan : 5x5x8 : Measurement x=8mm, y=8mm, z=4mm

### Other Data

DUT Position : Side F  
Separation : 13 mm  
Channel : Mid



1 gram SAR value : 0.329 W/kg  
10 gram SAR value : 0.221 W/kg  
Area Scan Peak SAR : 0.364 W/kg  
Zoom Scan Peak SAR : 0.550 W/kg

**SAR Test Report**

By Operator : Jay  
Measurement Date : 09-Nov-2011  
Starting Time : 09-Nov-2011 12:52:05 PM  
End Time : 09-Nov-2011 01:09:05 PM  
Scanning Time : 1020 secs

## Product Data

Device Name : Intel Corporation  
Serial No. : 0015005A196C  
Mode : 802.11a  
Model : Intel® Centrino® Ultimate-N 6300 (Model 633ANHMMW&633ABHU)  
Frequency : 2437.00 MHz  
Max. Transmit Pwr : 0.048 W  
Drift Time : 0 min(s)  
Length : 40 mm  
Width : 75 mm  
Depth : 8 mm  
Antenna Type : Internal - Chain C  
Orientation : Side A  
Power Drift-Start : 0.197 W/kg  
Power Drift-Finish: 0.200 W/kg  
Power Drift (%) : 1.520

## Phantom Data

Name : APREL-Uni  
Type : Uni-Phantom  
Size (mm) : 280 x 280 x 200  
Serial No. : System Default  
Location : Center  
Description : Uni-Phantom

## Tissue Data

Type : BODY  
Serial No. : 2440  
Frequency : 2440.00 MHz  
Last Calib. Date : 09-Nov-2011  
Temperature : 20.00 °C  
Ambient Temp. : 23.00 °C  
Humidity : 45.00 RH%  
Epsilon : 52.23 F/m  
Sigma : 1.95 S/m  
Density : 1000.00 kg/cu. m

## Probe Data

Name : RFEL 217  
Model : E020  
Type : E-Field Triangle  
Serial No. : 217  
Last Calib. Date : 07-Sep-2011  
Frequency : 2450.00 MHz  
Duty Cycle Factor: 1  
Conversion Factor: 3.94  
Probe Sensitivity: 1.20 1.20 1.20  $\mu\text{V}/(\text{V}/\text{m})^2$   
Compression Point: 95.00 mV  
Offset : 1.56 mm

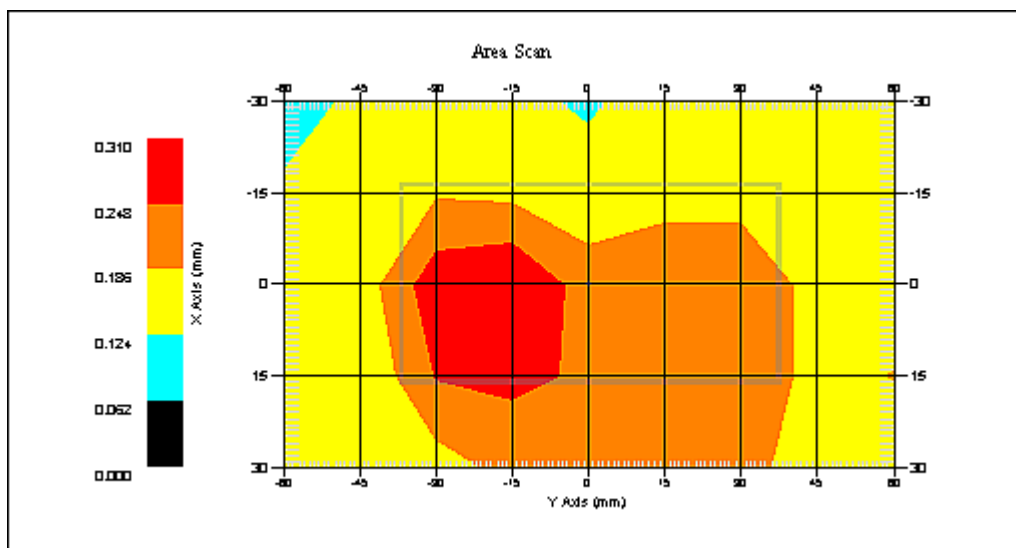


### Measurement Data

Crest Factor : 1  
Scan Type : Complete  
Tissue Temp. : 20.00 °C  
Ambient Temp. : 23.00 °C  
Set-up Date : 09-Nov-2011  
Set-up Time : 9:46:08 AM  
Area Scan : 5x9x1 : Measurement x=15mm, y=15mm, z=4mm  
Zoom Scan : 5x5x8 : Measurement x=8mm, y=8mm, z=4mm

### Other Data

DUT Position : Side A  
Separation : 13 mm  
Channel : Mid



1 gram SAR value : 0.290 W/kg  
10 gram SAR value : 0.203 W/kg  
Area Scan Peak SAR : 0.309 W/kg  
Zoom Scan Peak SAR : 0.340 W/kg

**SAR Test Report**

By Operator : Jay  
Measurement Date : 09-Nov-2011  
Starting Time : 09-Nov-2011 01:11:52 PM  
End Time : 09-Nov-2011 01:38:50 PM  
Scanning Time : 1618 secs

## Product Data

Device Name : Intel Corporation  
Serial No. : 0015005A196C  
Mode : 802.11a  
Model : Intel® Centrino® Ultimate-N 6300 (Model 633ANHMMW&633ABHU)  
Frequency : 2437.00 MHz  
Max. Transmit Pwr : 0.048 W  
Drift Time : 0 min(s)  
Length : 40 mm  
Width : 75 mm  
Depth : 8 mm  
Antenna Type : Internal - Chain C  
Orientation : Side B  
Power Drift-Start : 0.209 W/kg  
Power Drift-Finish: 0.213 W/kg  
Power Drift (%) : 2.103

## Phantom Data

Name : APREL-Uni  
Type : Uni-Phantom  
Size (mm) : 280 x 280 x 200  
Serial No. : System Default  
Location : Center  
Description : Uni-Phantom

## Tissue Data

Type : BODY  
Serial No. : 2440  
Frequency : 2440.00 MHz  
Last Calib. Date : 09-Nov-2011  
Temperature : 20.00 °C  
Ambient Temp. : 23.00 °C  
Humidity : 45.00 RH%  
Epsilon : 52.23 F/m  
Sigma : 1.95 S/m  
Density : 1000.00 kg/cu. m

## Probe Data

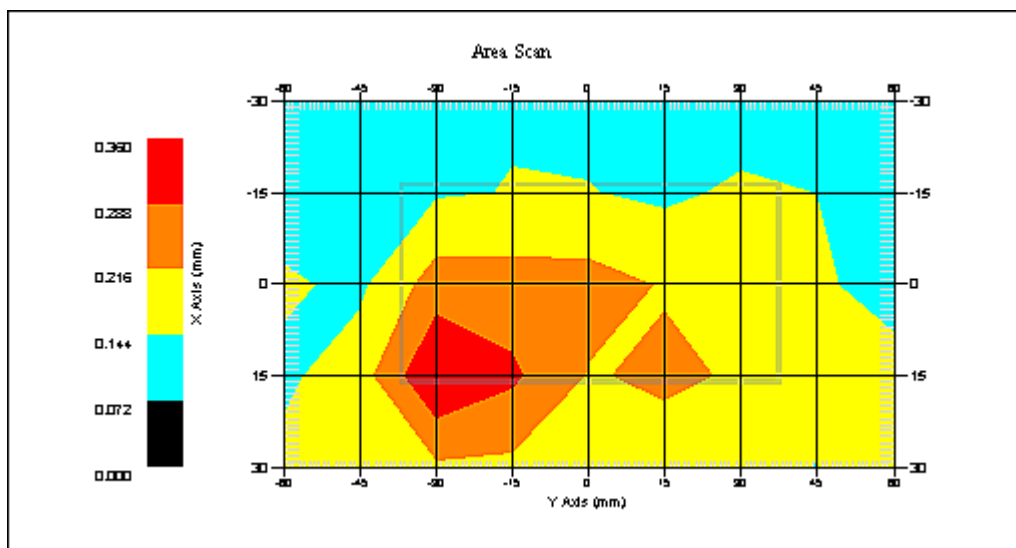
Name : RFEL 217  
Model : E020  
Type : E-Field Triangle  
Serial No. : 217  
Last Calib. Date : 07-Sep-2011  
Frequency : 2450.00 MHz  
Duty Cycle Factor: 1  
Conversion Factor: 3.94  
Probe Sensitivity: 1.20 1.20 1.20  $\mu\text{V}/(\text{V}/\text{m})^2$   
Compression Point: 95.00 mV  
Offset : 1.56 mm

### Measurement Data

Crest Factor : 1  
Scan Type : Complete  
Tissue Temp. : 20.00 °C  
Ambient Temp. : 23.00 °C  
Set-up Date : 09-Nov-2011  
Set-up Time : 9:46:08 AM  
Area Scan : 5x9x1 : Measurement x=15mm, y=15mm, z=4mm  
Zoom Scan : 5x5x8 : Measurement x=8mm, y=8mm, z=4mm

### Other Data

DUT Position : Side B  
Separation : 13 mm  
Channel : Mid



1 gram SAR value : 0.334 W/kg  
10 gram SAR value : 0.221 W/kg  
Area Scan Peak SAR : 0.358 W/kg  
Zoom Scan Peak SAR : 0.550 W/kg

**SAR Test Report**

By Operator : Jay  
Measurement Date : 09-Nov-2011  
Starting Time : 09-Nov-2011 02:52:50 PM  
End Time : 09-Nov-2011 03:07:44 PM  
Scanning Time : 894 secs

## Product Data

Device Name : Intel Corporation  
Serial No. : 0015005A196C  
Mode : 802.11a  
Model : Intel® Centrino® Ultimate-N 6300 (Model 633ANHMMW&633ABHU)  
Frequency : 2437.00 MHz  
Max. Transmit Pwr : 0.048 W  
Drift Time : 0 min(s)  
Length : 8 mm  
Width : 40 mm  
Depth : 75 mm  
Antenna Type : Internal - Chain C  
Orientation : Side C  
Power Drift-Start : 0.319 W/kg  
Power Drift-Finish: 0.327 W/kg  
Power Drift (%) : 2.506

## Phantom Data

Name : APREL-Uni  
Type : Uni-Phantom  
Size (mm) : 280 x 280 x 200  
Serial No. : System Default  
Location : Center  
Description : Uni-Phantom

## Tissue Data

Type : BODY  
Serial No. : 2440  
Frequency : 2440.00 MHz  
Last Calib. Date : 09-Nov-2011  
Temperature : 20.00 °C  
Ambient Temp. : 23.00 °C  
Humidity : 45.00 RH%  
Epsilon : 52.23 F/m  
Sigma : 1.95 S/m  
Density : 1000.00 kg/cu. m

## Probe Data

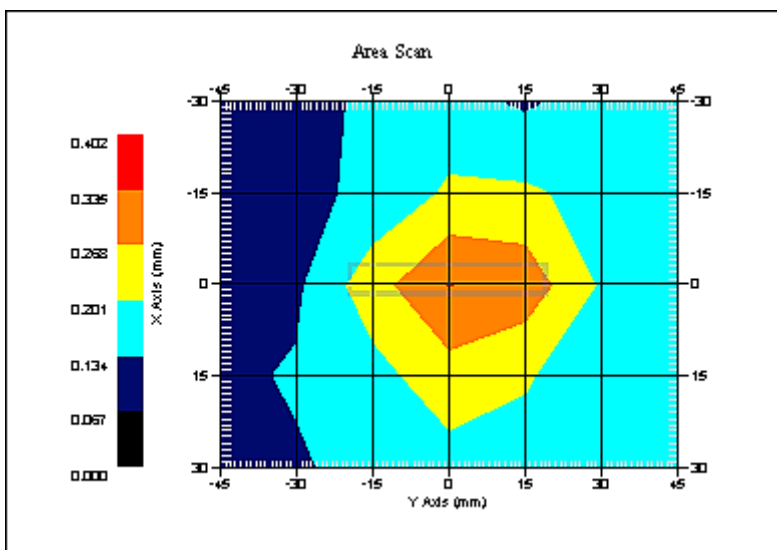
Name : RFEL 217  
Model : E020  
Type : E-Field Triangle  
Serial No. : 217  
Last Calib. Date : 07-Sep-2011  
Frequency : 2450.00 MHz  
Duty Cycle Factor: 1  
Conversion Factor: 3.94  
Probe Sensitivity: 1.20 1.20 1.20  $\mu\text{V}/(\text{V}/\text{m})^2$   
Compression Point: 95.00 mV  
Offset : 1.56 mm

Measurement Data

Crest Factor : 1  
Scan Type : Complete  
Tissue Temp. : 20.00 °C  
Ambient Temp. : 23.00 °C  
Set-up Date : 09-Nov-2011  
Set-up Time : 9:46:08 AM  
Area Scan : 5x9x1 : Measurement x=15mm, y=15mm, z=4mm  
Zoom Scan : 5x5x8 : Measurement x=8mm, y=8mm, z=4mm

Other Data

DUT Position : Side C  
Separation : 13 mm  
Channel : Mid



1 gram SAR value : 0.306 W/kg  
10 gram SAR value : 0.220 W/kg  
Area Scan Peak SAR : 0.336 W/kg  
Zoom Scan Peak SAR : 0.490 W/kg

**SAR Test Report**

By Operator : Jay  
Measurement Date : 09-Nov-2011  
Starting Time : 09-Nov-2011 04:57:24 PM  
End Time : 09-Nov-2011 05:24:43 PM  
Scanning Time : 1639 secs

## Product Data

Device Name : Intel Corporation  
Serial No. : 0015005A196C  
Mode : 802.11a  
Model : Intel® Centrino® Ultimate-N 6300 (Model 633ANHMMW&633ABHU)  
Frequency : 2437.00 MHz  
Max. Transmit Pwr : 0.048 W  
Drift Time : 0 min(s)  
Length : 8 mm  
Width : 75 mm  
Depth : 40 mm  
Antenna Type : Internal - Chain C  
Orientation : Side D  
Power Drift-Start : 0.189 W/kg  
Power Drift-Finish: 0.194 W/kg  
Power Drift (%) : 2.585

## Phantom Data

Name : APREL-Uni  
Type : Uni-Phantom  
Size (mm) : 280 x 280 x 200  
Serial No. : System Default  
Location : Center  
Description : Uni-Phantom

## Tissue Data

Type : BODY  
Serial No. : 2440  
Frequency : 2440.00 MHz  
Last Calib. Date : 09-Nov-2011  
Temperature : 20.00 °C  
Ambient Temp. : 23.00 °C  
Humidity : 45.00 RH%  
Epsilon : 52.23 F/m  
Sigma : 1.95 S/m  
Density : 1000.00 kg/cu. m

## Probe Data

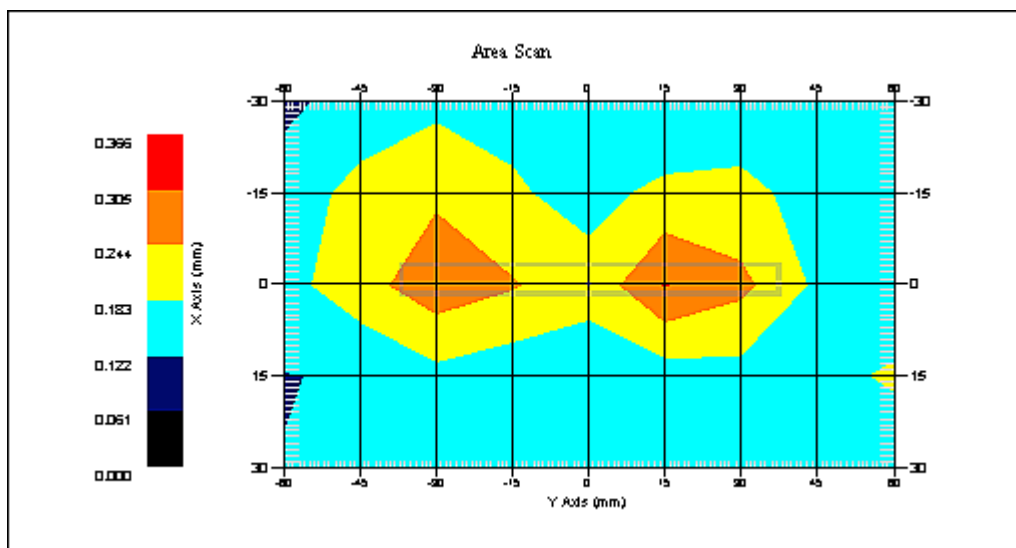
Name : RFEL 217  
Model : E020  
Type : E-Field Triangle  
Serial No. : 217  
Last Calib. Date : 07-Sep-2011  
Frequency : 2450.00 MHz  
Duty Cycle Factor: 1  
Conversion Factor: 3.94  
Probe Sensitivity: 1.20 1.20 1.20  $\mu\text{V}/(\text{V}/\text{m})^2$   
Compression Point: 95.00 mV  
Offset : 1.56 mm

### Measurement Data

Crest Factor : 1  
Scan Type : Complete  
Tissue Temp. : 20.00 °C  
Ambient Temp. : 23.00 °C  
Set-up Date : 09-Nov-2011  
Set-up Time : 9:46:08 AM  
Area Scan : 5x9x1 : Measurement x=15mm, y=15mm, z=4mm  
Zoom Scan : 5x5x8 : Measurement x=8mm, y=8mm, z=4mm

### Other Data

DUT Position : Side D  
Separation : 13 mm  
Channel : Mid



1 gram SAR value : 0.259 W/kg  
10 gram SAR value : 0.217 W/kg  
Area Scan Peak SAR : 0.307 W/kg  
Zoom Scan Peak SAR : 0.370 W/kg

**SAR Test Report**

By Operator : Jay  
Measurement Date : 09-Nov-2011  
Starting Time : 09-Nov-2011 03:09:04 PM  
End Time : 09-Nov-2011 03:23:53 PM  
Scanning Time : 889 secs

## Product Data

Device Name : Intel Corporation  
Serial No. : 0015005A196C  
Mode : 802.11a  
Model : Intel® Centrino® Ultimate-N 6300 (Model 633ANHMMW&633ABHU)  
Frequency : 2437.00 MHz  
Max. Transmit Pwr : 0.048 W  
Drift Time : 0 min(s)  
Length : 8 mm  
Width : 40 mm  
Depth : 75 mm  
Antenna Type : Internal - Chain C  
Orientation : Side E  
Power Drift-Start : 0.287 W/kg  
Power Drift-Finish: 0.300 W/kg  
Power Drift (%) : 4.608

## Phantom Data

Name : APREL-Uni  
Type : Uni-Phantom  
Size (mm) : 280 x 280 x 200  
Serial No. : System Default  
Location : Center  
Description : Uni-Phantom

## Tissue Data

Type : BODY  
Serial No. : 2440  
Frequency : 2440.00 MHz  
Last Calib. Date : 09-Nov-2011  
Temperature : 20.00 °C  
Ambient Temp. : 23.00 °C  
Humidity : 45.00 RH%  
Epsilon : 52.23 F/m  
Sigma : 1.95 S/m  
Density : 1000.00 kg/cu. m

## Probe Data

Name : RFEL 217  
Model : E020  
Type : E-Field Triangle  
Serial No. : 217  
Last Calib. Date : 07-Sep-2011  
Frequency : 2450.00 MHz  
Duty Cycle Factor: 1  
Conversion Factor: 3.94  
Probe Sensitivity: 1.20 1.20 1.20  $\mu\text{V}/(\text{V}/\text{m})^2$   
Compression Point: 95.00 mV  
Offset : 1.56 mm

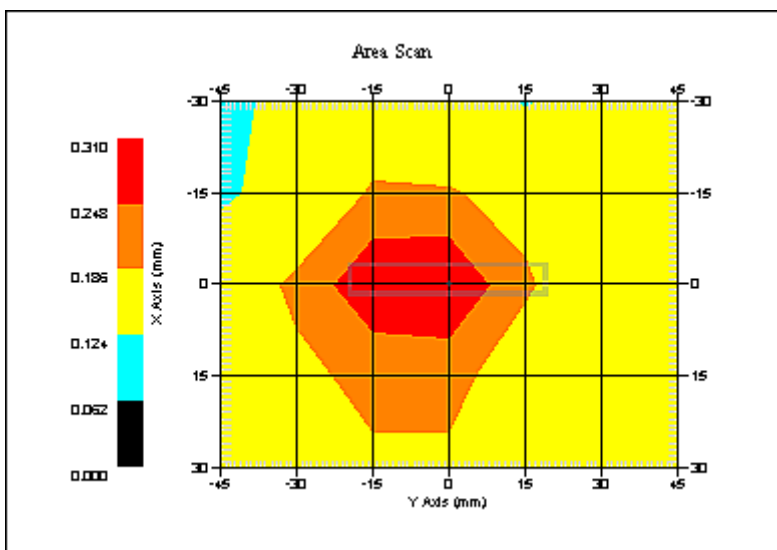


### Measurement Data

Crest Factor : 1  
Scan Type : Complete  
Tissue Temp. : 20.00 °C  
Ambient Temp. : 23.00 °C  
Set-up Date : 09-Nov-2011  
Set-up Time : 9:46:08 AM  
Area Scan : 5x9x1 : Measurement x=15mm, y=15mm, z=4mm  
Zoom Scan : 5x5x8 : Measurement x=8mm, y=8mm, z=4mm

### Other Data

DUT Position : Side E  
Separation : 13 mm  
Channel : Mid



1 gram SAR value : 0.290 W/kg  
10 gram SAR value : 0.212 W/kg  
Area Scan Peak SAR : 0.308 W/kg  
Zoom Scan Peak SAR : 0.450 W/kg

**SAR Test Report**

By Operator : Jay  
Measurement Date : 09-Nov-2011  
Starting Time : 09-Nov-2011 05:26:04 PM  
End Time : 09-Nov-2011 05:42:49 PM  
Scanning Time : 1005 secs

## Product Data

Device Name : Intel Corporation  
Serial No. : 0015005A196C  
Mode : 802.11a  
Model : Intel® Centrino® Ultimate-N 6300 (Model 633ANHMMW&633ABHU)  
Frequency : 2437.00 MHz  
Max. Transmit Pwr : 0.048 W  
Drift Time : 0 min(s)  
Length : 8 mm  
Width : 75 mm  
Depth : 40 mm  
Antenna Type : Internal - Chain C  
Orientation : Side F  
Power Drift-Start : 0.247 W/kg  
Power Drift-Finish: 0.245 W/kg  
Power Drift (%) : -0.801

## Phantom Data

Name : APREL-Uni  
Type : Uni-Phantom  
Size (mm) : 280 x 280 x 200  
Serial No. : System Default  
Location : Center  
Description : Uni-Phantom

## Tissue Data

Type : BODY  
Serial No. : 2440  
Frequency : 2440.00 MHz  
Last Calib. Date : 09-Nov-2011  
Temperature : 20.00 °C  
Ambient Temp. : 23.00 °C  
Humidity : 45.00 RH%  
Epsilon : 52.23 F/m  
Sigma : 1.95 S/m  
Density : 1000.00 kg/cu. m

## Probe Data

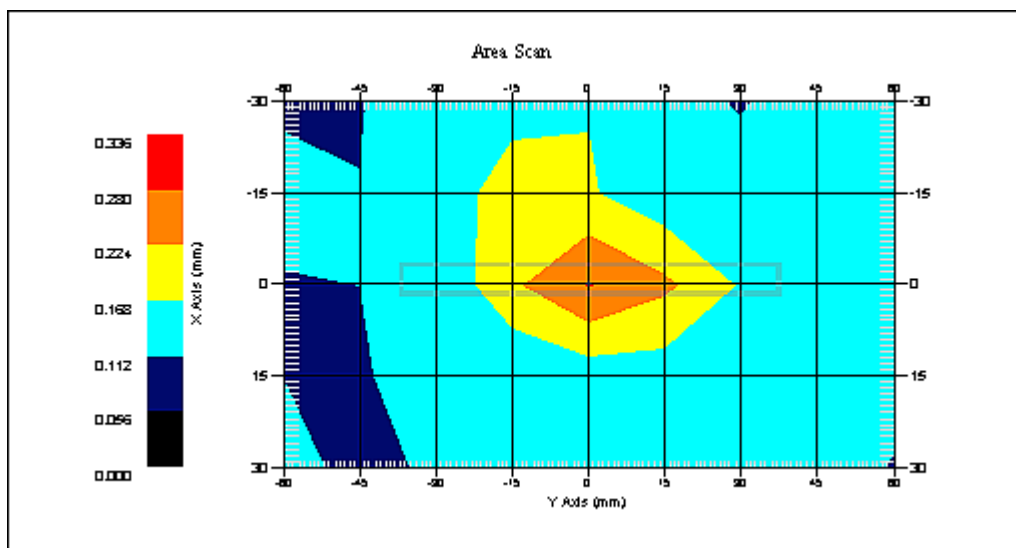
Name : RFEL 217  
Model : E020  
Type : E-Field Triangle  
Serial No. : 217  
Last Calib. Date : 07-Sep-2011  
Frequency : 2450.00 MHz  
Duty Cycle Factor: 1  
Conversion Factor: 3.94  
Probe Sensitivity: 1.20 1.20 1.20  $\mu\text{V}/(\text{V}/\text{m})^2$   
Compression Point: 95.00 mV  
Offset : 1.56 mm

### Measurement Data

Crest Factor : 1  
Scan Type : Complete  
Tissue Temp. : 20.00 °C  
Ambient Temp. : 23.00 °C  
Set-up Date : 09-Nov-2011  
Set-up Time : 9:46:08 AM  
Area Scan : 5x9x1 : Measurement x=15mm, y=15mm, z=4mm  
Zoom Scan : 5x5x8 : Measurement x=8mm, y=8mm, z=4mm

### Other Data

DUT Position : Side F  
Separation : 13 mm  
Channel : Mid



1 gram SAR value : 0.231 W/kg  
10 gram SAR value : 0.172 W/kg  
Area Scan Peak SAR : 0.282 W/kg  
Zoom Scan Peak SAR : 0.350 W/kg

**SAR Test Report**

By Operator : Jay  
Measurement Date : 04-Nov-2011  
Starting Time : 04-Nov-2011 07:38:29 PM  
End Time : 04-Nov-2011 08:05:30 PM  
Scanning Time : 1621 secs

## Product Data

Device Name : Intel Corporation  
Serial No. : 0015005A196C  
Mode : 802.11a  
Model : Intel® Centrino® Ultimate-N 6300 (Model 633ANHMMW&633ABHU)  
Frequency : 5180.00 MHz  
Max. Transmit Pwr : 0.049 W  
Drift Time : 0 min(s)  
Length : 40 mm  
Width : 75 mm  
Depth : 8 mm  
Antenna Type : Internal - Chain A  
Orientation : Side A  
Power Drift-Start : 0.215 W/kg  
Power Drift-Finish: 0.218 W/kg  
Power Drift (%) : 1.392

## Phantom Data

Name : APREL-Uni  
Type : Uni-Phantom  
Size (mm) : 280 x 280 x 200  
Serial No. : System Default  
Location : Center  
Description : Uni-Phantom

## Tissue Data

Type : BODY  
Serial No. : 5180  
Frequency : 5180.00 MHz  
Last Calib. Date : 04-Nov-2011  
Temperature : 20.00 °C  
Ambient Temp. : 23.00 °C  
Humidity : 45.00 RH%  
Epsilon : 47.53 F/m  
Sigma : 5.34 S/m  
Density : 1000.00 kg/cu. m

## Probe Data

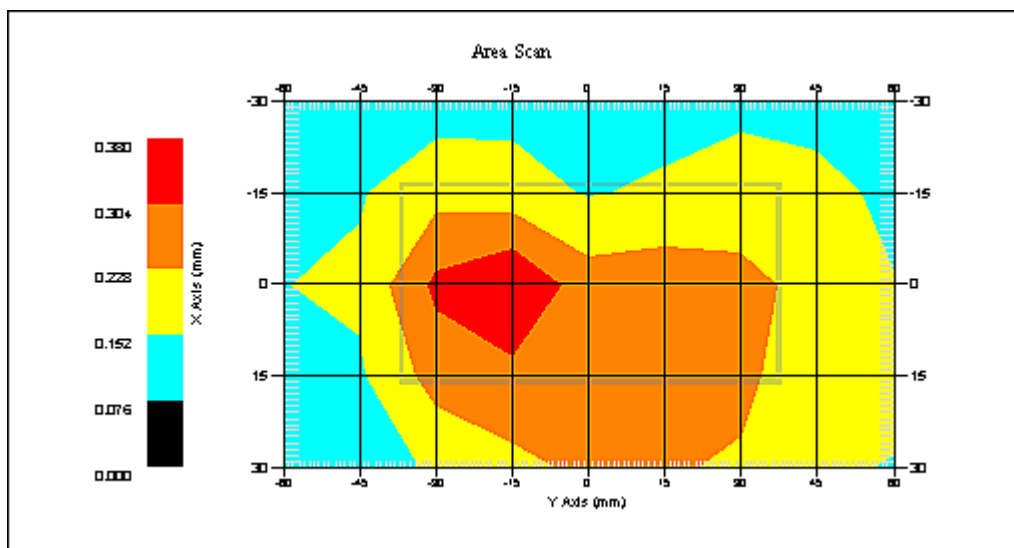
Name : Probe E030-001 - RFEL  
Model : E030  
Type : E-Field Triangle  
Serial No. : E030-001  
Last Calib. Date : 15-Jul-2011  
Frequency : 5200.00 MHz  
Duty Cycle Factor: 1  
Conversion Factor: 6.7  
Probe Sensitivity: 1.20 1.20 1.20  $\mu\text{V}/(\text{V}/\text{m})^2$   
Compression Point: 95.00 mV  
Offset : 0.56 mm

### Measurement Data

Crest Factor : 1  
Scan Type : Complete  
Tissue Temp. : 20.00 °C  
Ambient Temp. : 23.00 °C  
Set-up Date : 04-Nov-2011  
Set-up Time : 9:46:08 AM  
Area Scan : 5x9x1 : Measurement x=15mm, y=15mm, z=4mm  
Zoom Scan : 7x7x10 : Measurement x=4mm, y=4mm, z=2.5mm

### Other Data

DUT Position : Side A  
Separation : 13 mm  
Channel : Low



1 gram SAR value : 0.355 W/kg  
10 gram SAR value : 0.243 W/kg  
Area Scan Peak SAR : 0.379 W/kg  
Zoom Scan Peak SAR : 0.490 W/kg

**SAR Test Report**

By Operator : Jay  
Measurement Date : 05-Nov-2011  
Starting Time : 05-Nov-2011 09:23:28 AM  
End Time : 05-Nov-2011 09:50:34 AM  
Scanning Time : 1626 secs

## Product Data

Device Name : Intel Corporation  
Serial No. : 0015005A196C  
Mode : 802.11a  
Model : Intel® Centrino® Ultimate-N 6300 (Model 633ANHMMW&633ABHU)  
Frequency : 5180.00 MHz  
Max. Transmit Pwr : 0.049 W  
Drift Time : 0 min(s)  
Length : 40 mm  
Width : 75 mm  
Depth : 8 mm  
Antenna Type : Internal - Chain A  
Orientation : Side B  
Power Drift-Start : 0.250 W/kg  
Power Drift-Finish: 0.254 W/kg  
Power Drift (%) : 1.563

## Phantom Data

Name : APREL-Uni  
Type : Uni-Phantom  
Size (mm) : 280 x 280 x 200  
Serial No. : System Default  
Location : Center  
Description : Uni-Phantom

## Tissue Data

Type : BODY  
Serial No. : 5180  
Frequency : 5180.00 MHz  
Last Calib. Date : 05-Nov-2011  
Temperature : 20.00 °C  
Ambient Temp. : 23.00 °C  
Humidity : 45.00 RH%  
Epsilon : 48.14 F/m  
Sigma : 5.31 S/m  
Density : 1000.00 kg/cu. m

## Probe Data

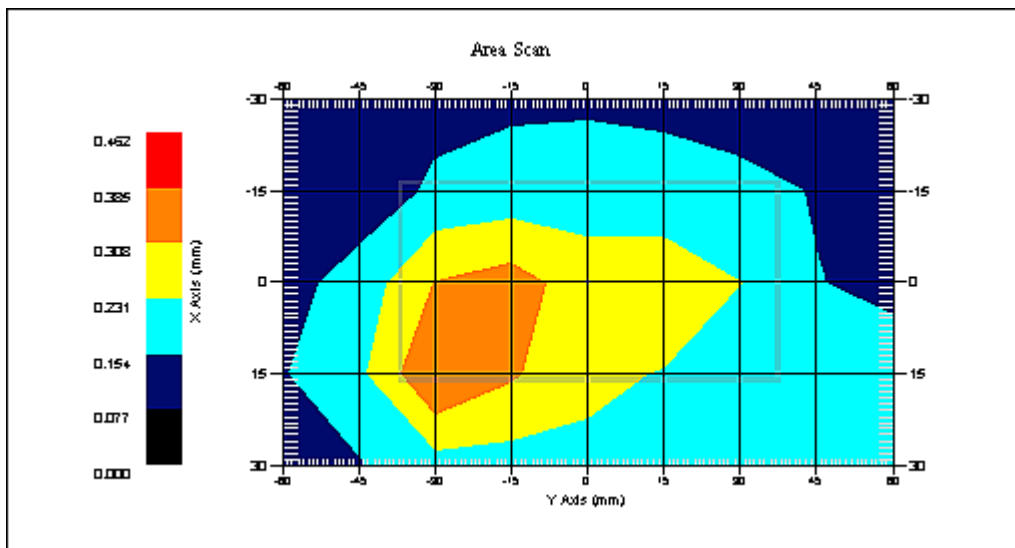
Name : Probe E030-001 - RFEL  
Model : E030  
Type : E-Field Triangle  
Serial No. : E030-001  
Last Calib. Date : 15-Jul-2011  
Frequency : 5200.00 MHz  
Duty Cycle Factor: 1  
Conversion Factor: 6.7  
Probe Sensitivity: 1.20 1.20 1.20  $\mu\text{V}/(\text{V}/\text{m})^2$   
Compression Point: 95.00 mV  
Offset : 0.56 mm

### Measurement Data

Crest Factor : 1  
Scan Type : Complete  
Tissue Temp. : 20.00 °C  
Ambient Temp. : 23.00 °C  
Set-up Date : 05-Nov-2011  
Set-up Time : 9:46:08 AM  
Area Scan : 5x9x1 : Measurement x=15mm, y=15mm, z=4mm  
Zoom Scan : 7x7x10 : Measurement x=4mm, y=4mm, z=2.5mm

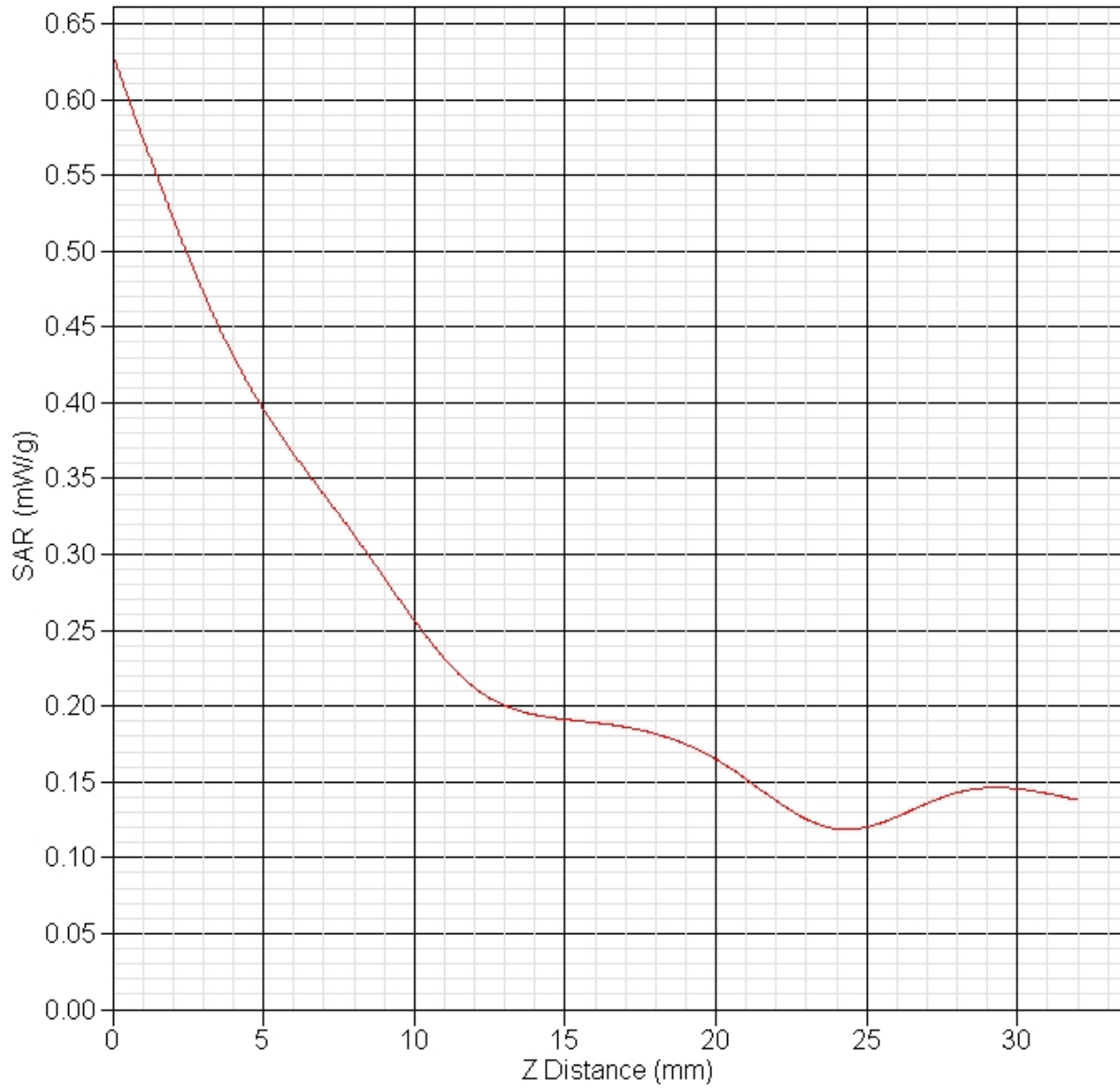
### Other Data

DUT Position : Side B  
Separation : 13 mm  
Channel : Low



1 gram SAR value : 0.399 W/kg  
10 gram SAR value : 0.262 W/kg  
Area Scan Peak SAR : 0.386 W/kg  
Zoom Scan Peak SAR : 0.630 W/kg

**SAR-Z Axis**  
at Hotspot x:7.12 y:-21.95





**SAR Test Report**

By Operator : Jay  
Measurement Date : 05-Nov-2011  
Starting Time : 05-Nov-2011 09:52:45 AM  
End Time : 05-Nov-2011 10:17:52 AM  
Scanning Time : 1507 secs

## Product Data

Device Name : Intel Corporation  
Serial No. : 0015005A196C  
Mode : 802.11a  
Model : Intel® Centrino® Ultimate-N 6300 (Model 633ANHMMW&633ABHU)  
Frequency : 5180.00 MHz  
Max. Transmit Pwr : 0.049 W  
Drift Time : 0 min(s)  
Length : 8 mm  
Width : 40 mm  
Depth : 75 mm  
Antenna Type : Internal - Chain A  
Orientation : Side C  
Power Drift-Start : 0.330 W/kg  
Power Drift-Finish: 0.346 W/kg  
Power Drift (%) : 4.641

## Phantom Data

Name : APREL-Uni  
Type : Uni-Phantom  
Size (mm) : 280 x 280 x 200  
Serial No. : System Default  
Location : Center  
Description : Uni-Phantom

## Tissue Data

Type : BODY  
Serial No. : 5180  
Frequency : 5180.00 MHz  
Last Calib. Date : 05-Nov-2011  
Temperature : 20.00 °C  
Ambient Temp. : 23.00 °C  
Humidity : 45.00 RH%  
Epsilon : 48.14 F/m  
Sigma : 5.31 S/m  
Density : 1000.00 kg/cu. m

## Probe Data

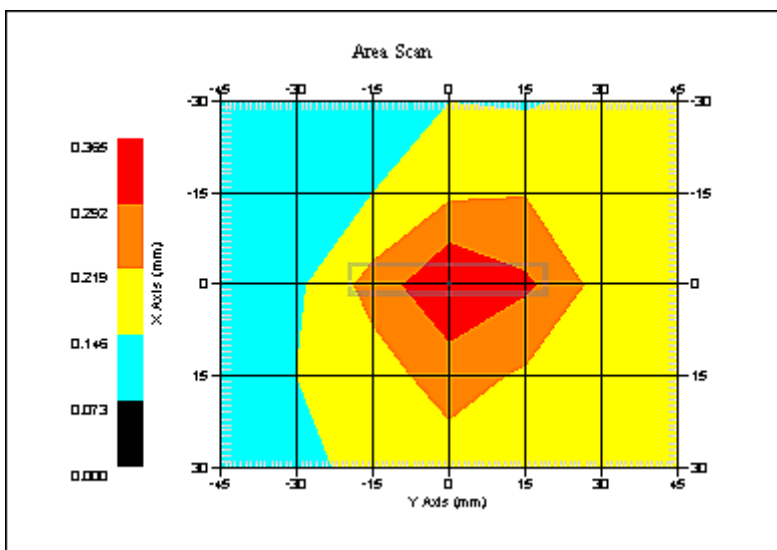
Name : Probe E030-001 - RFEL  
Model : E030  
Type : E-Field Triangle  
Serial No. : E030-001  
Last Calib. Date : 15-Jul-2011  
Frequency : 5200.00 MHz  
Duty Cycle Factor: 1  
Conversion Factor: 6.7  
Probe Sensitivity: 1.20 1.20 1.20  $\mu\text{V}/(\text{V}/\text{m})^2$   
Compression Point: 95.00 mV  
Offset : 0.56 mm

Measurement Data

Crest Factor : 1  
Scan Type : Complete  
Tissue Temp. : 20.00 °C  
Ambient Temp. : 23.00 °C  
Set-up Date : 05-Nov-2011  
Set-up Time : 6:19:34 AM  
Area Scan : 5x7x1 : Measurement x=15mm, y=15mm, z=4mm  
Zoom Scan : 7x7x10 : Measurement x=4mm, y=4mm, z=2.5mm

Other Data

DUT Position : Side C  
Separation : 13 mm  
Channel : Low



1 gram SAR value : 0.325 W/kg  
10 gram SAR value : 0.229 W/kg  
Area Scan Peak SAR : 0.364 W/kg  
Zoom Scan Peak SAR : 0.490 W/kg

**SAR Test Report**

By Operator : Jay  
Measurement Date : 05-Nov-2011  
Starting Time : 05-Nov-2011 05:16:08 PM  
End Time : 05-Nov-2011 05:52:58 PM  
Scanning Time : 2210 secs

## Product Data

Device Name : Intel Corporation  
Serial No. : 0015005A196C  
Mode : 802.11a  
Model : Intel® Centrino® Ultimate-N 6300 (Model 633ANHMMW&633ABHU)  
Frequency : 5180.00 MHz  
Max. Transmit Pwr : 0.049 W  
Drift Time : 0 min(s)  
Length : 8 mm  
Width : 75 mm  
Depth : 40 mm  
Antenna Type : Internal - Chain A  
Orientation : Side D  
Power Drift-Start : 0.162 W/kg  
Power Drift-Finish: 0.159 W/kg  
Power Drift (%) : -1.906

## Phantom Data

Name : APREL-Uni  
Type : Uni-Phantom  
Size (mm) : 280 x 280 x 200  
Serial No. : System Default  
Location : Center  
Description : Uni-Phantom

## Tissue Data

Type : BODY  
Serial No. : 5180  
Frequency : 5180.00 MHz  
Last Calib. Date : 05-Nov-2011  
Temperature : 20.00 °C  
Ambient Temp. : 23.00 °C  
Humidity : 45.00 RH%  
Epsilon : 48.14 F/m  
Sigma : 5.31 S/m  
Density : 1000.00 kg/cu. m

## Probe Data

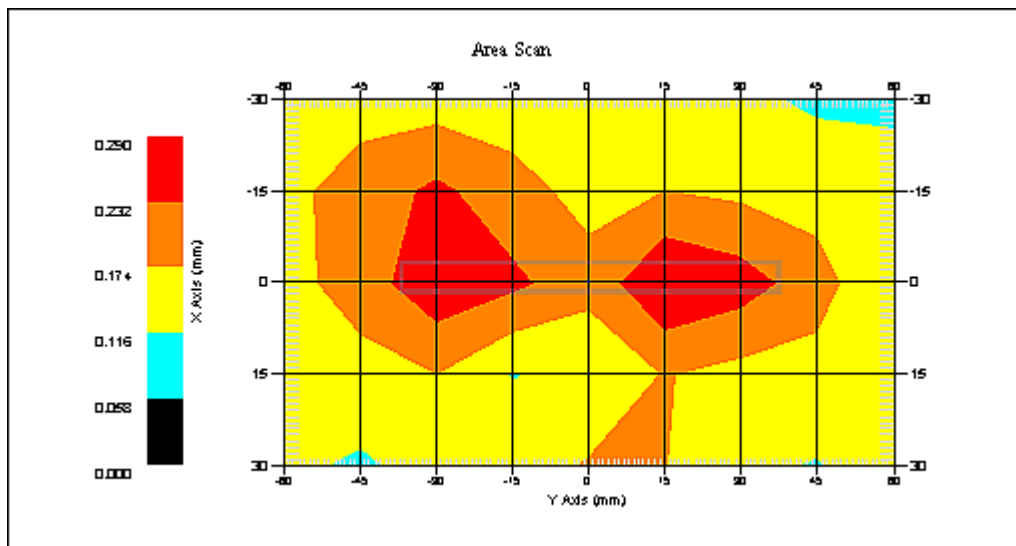
Name : Probe E030-001 - RFEL  
Model : E030  
Type : E-Field Triangle  
Serial No. : E030-001  
Last Calib. Date : 15-Jul-2011  
Frequency : 5200.00 MHz  
Duty Cycle Factor: 1  
Conversion Factor: 6.7  
Probe Sensitivity: 1.20 1.20 1.20  $\mu\text{V}/(\text{V}/\text{m})^2$   
Compression Point: 95.00 mV  
Offset : 0.56 mm

Measurement Data

Crest Factor : 1  
Scan Type : Complete  
Tissue Temp. : 20.00 °C  
Ambient Temp. : 23.00 °C  
Set-up Date : 05-Nov-2011  
Set-up Time : 6:22:26 AM  
Area Scan : 5x9x1 : Measurement x=15mm, y=15mm, z=4mm  
Zoom Scan : 7x7x10 : Measurement x=4mm, y=4mm, z=2.5mm

Other Data

DUT Position : Side D  
Separation : 13 mm  
Channel : Low



1 gram SAR value : 0.298 W/kg  
10 gram SAR value : 0.199 W/kg  
Area Scan Peak SAR : 0.290 W/kg  
Zoom Scan Peak SAR : 0.550 W/kg

**SAR Test Report**

By Operator : Jay  
Measurement Date : 05-Nov-2011  
Starting Time : 05-Nov-2011 04:49:31 PM  
End Time : 05-Nov-2011 05:14:37 PM  
Scanning Time : 1506 secs

## Product Data

Device Name : Intel Corporation  
Serial No. : 0015005A196C  
Mode : 802.11a  
Model : Intel® Centrino® Ultimate-N 6300 (Model 633ANHMMW&633ABHU)  
Frequency : 5180.00 MHz  
Max. Transmit Pwr : 0.049 W  
Drift Time : 0 min(s)  
Length : 8 mm  
Width : 40 mm  
Depth : 75 mm  
Antenna Type : Internal - Chain A  
Orientation : Side E  
Power Drift-Start : 0.279 W/kg  
Power Drift-Finish: 0.286 W/kg  
Power Drift (%) : 2.688

## Phantom Data

Name : APREL-Uni  
Type : Uni-Phantom  
Size (mm) : 280 x 280 x 200  
Serial No. : System Default  
Location : Center  
Description : Uni-Phantom

## Tissue Data

Type : BODY  
Serial No. : 5180  
Frequency : 5180.00 MHz  
Last Calib. Date : 05-Nov-2011  
Temperature : 20.00 °C  
Ambient Temp. : 23.00 °C  
Humidity : 45.00 RH%  
Epsilon : 48.14 F/m  
Sigma : 5.31 S/m  
Density : 1000.00 kg/cu. m

## Probe Data

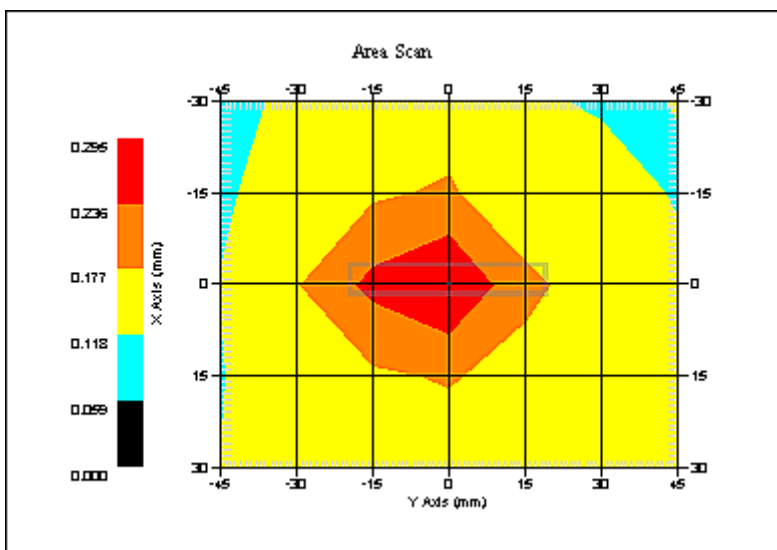
Name : Probe E030-001 - RFEL  
Model : E030  
Type : E-Field Triangle  
Serial No. : E030-001  
Last Calib. Date : 15-Jul-2011  
Frequency : 5200.00 MHz  
Duty Cycle Factor: 1  
Conversion Factor: 6.7  
Probe Sensitivity: 1.20 1.20 1.20  $\mu\text{V}/(\text{V}/\text{m})^2$   
Compression Point: 95.00 mV  
Offset : 0.56 mm

Measurement Data

Crest Factor : 1  
Scan Type : Complete  
Tissue Temp. : 20.00 °C  
Ambient Temp. : 23.00 °C  
Set-up Date : 05-Nov-2011  
Set-up Time : 6:22:26 AM  
Area Scan : 5x7x1 : Measurement x=15mm, y=15mm, z=4mm  
Zoom Scan : 7x7x10 : Measurement x=4mm, y=4mm, z=2.5mm

Other Data

DUT Position : Side E  
Separation : 13 mm  
Channel : Low



1 gram SAR value : 0.227 W/kg  
10 gram SAR value : 0.172 W/kg  
Area Scan Peak SAR : 0.295 W/kg  
Zoom Scan Peak SAR : 0.380 W/kg

**SAR Test Report**

By Operator : Jay  
Measurement Date : 05-Nov-2011  
Starting Time : 05-Nov-2011 11:34:21 PM  
End Time : 05-Nov-2011 12:01:16 AM  
Scanning Time : 1615 secs

## Product Data

Device Name : Intel Corporation  
Serial No. : 0015005A196C  
Mode : 802.11a  
Model : Intel® Centrino® Ultimate-N 6300 (Model 633ANHMMW&633ABHU)  
Frequency : 5180.00 MHz  
Max. Transmit Pwr : 0.049 W  
Drift Time : 0 min(s)  
Length : 8 mm  
Width : 75 mm  
Depth : 40 mm  
Antenna Type : Internal - Chain A  
Orientation : Side F  
Power Drift-Start : 0.224 W/kg  
Power Drift-Finish: 0.223 W/kg  
Power Drift (%) : -0.444

## Phantom Data

Name : APREL-Uni  
Type : Uni-Phantom  
Size (mm) : 280 x 280 x 200  
Serial No. : System Default  
Location : Center  
Description : Uni-Phantom

## Tissue Data

Type : BODY  
Serial No. : 5180  
Frequency : 5180.00 MHz  
Last Calib. Date : 05-Nov-2011  
Temperature : 20.00 °C  
Ambient Temp. : 23.00 °C  
Humidity : 45.00 RH%  
Epsilon : 48.14 F/m  
Sigma : 5.31 S/m  
Density : 1000.00 kg/cu. m

## Probe Data

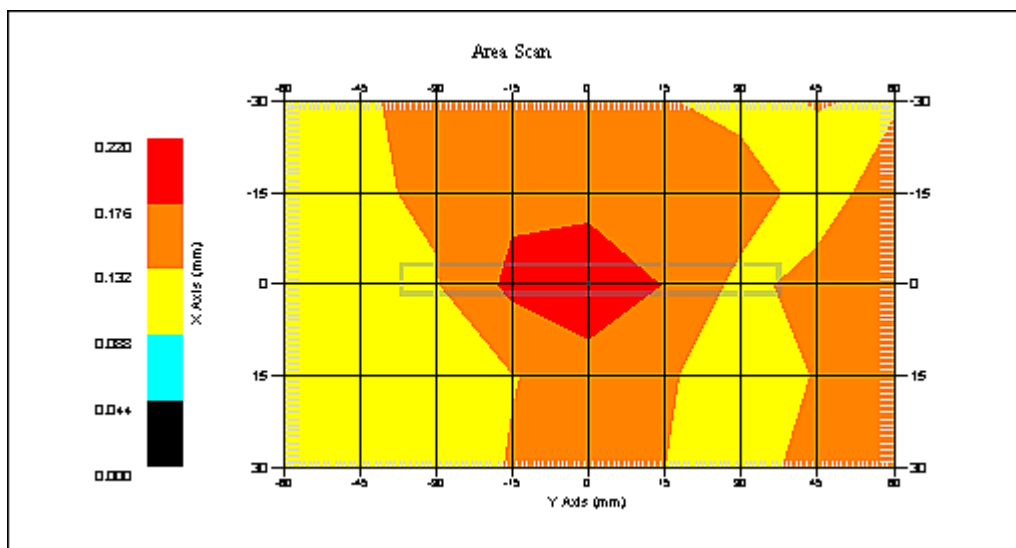
Name : Probe E030-001 - RFEL  
Model : E030  
Type : E-Field Triangle  
Serial No. : E030-001  
Last Calib. Date : 15-Jul-2011  
Frequency : 5200.00 MHz  
Duty Cycle Factor: 1  
Conversion Factor: 6.7  
Probe Sensitivity: 1.20 1.20 1.20  $\mu\text{V}/(\text{V}/\text{m})^2$   
Compression Point: 95.00 mV  
Offset : 0.56 mm

### Measurement Data

Crest Factor : 1  
Scan Type : Complete  
Tissue Temp. : 20.00 °C  
Ambient Temp. : 23.00 °C  
Set-up Date : 05-Nov-2011  
Set-up Time : 6:22:26 AM  
Area Scan : 5x9x1 : Measurement x=15mm, y=15mm, z=4mm  
Zoom Scan : 7x7x10 : Measurement x=4mm, y=4mm, z=2.5mm

### Other Data

DUT Position : Side F  
Separation : 13 mm  
Channel : Low



1 gram SAR value : 0.200 W/kg  
10 gram SAR value : 0.157 W/kg  
Area Scan Peak SAR : 0.218 W/kg  
Zoom Scan Peak SAR : 0.280 W/kg



**SAR Test Report**

By Operator : Jay  
Measurement Date : 04-Nov-2011  
Starting Time : 04-Nov-2011 09:05:09 PM  
End Time : 04-Nov-2011 09:32:12 PM  
Scanning Time : 1623 secs

## Product Data

Device Name : Intel Corporation  
Serial No. : 0015005A196C  
Mode : 802.11a  
Model : Intel® Centrino® Ultimate-N 6300 (Model 633ANHMMW&633ABHU)  
Frequency : 5180.00 MHz  
Max. Transmit Pwr : 0.049 W  
Drift Time : 0 min(s)  
Length : 40 mm  
Width : 75 mm  
Depth : 8 mm  
Antenna Type : Internal - Chain B  
Orientation : Side A  
Power Drift-Start : 0.251 W/kg  
Power Drift-Finish: 0.252 W/kg  
Power Drift (%) : 0.324

## Phantom Data

Name : APREL-Uni  
Type : Uni-Phantom  
Size (mm) : 280 x 280 x 200  
Serial No. : System Default  
Location : Center  
Description : Uni-Phantom

## Tissue Data

Type : BODY  
Serial No. : 5180  
Frequency : 5180.00 MHz  
Last Calib. Date : 04-Nov-2011  
Temperature : 20.00 °C  
Ambient Temp. : 23.00 °C  
Humidity : 45.00 RH%  
Epsilon : 47.53 F/m  
Sigma : 5.34 S/m  
Density : 1000.00 kg/cu. m

## Probe Data

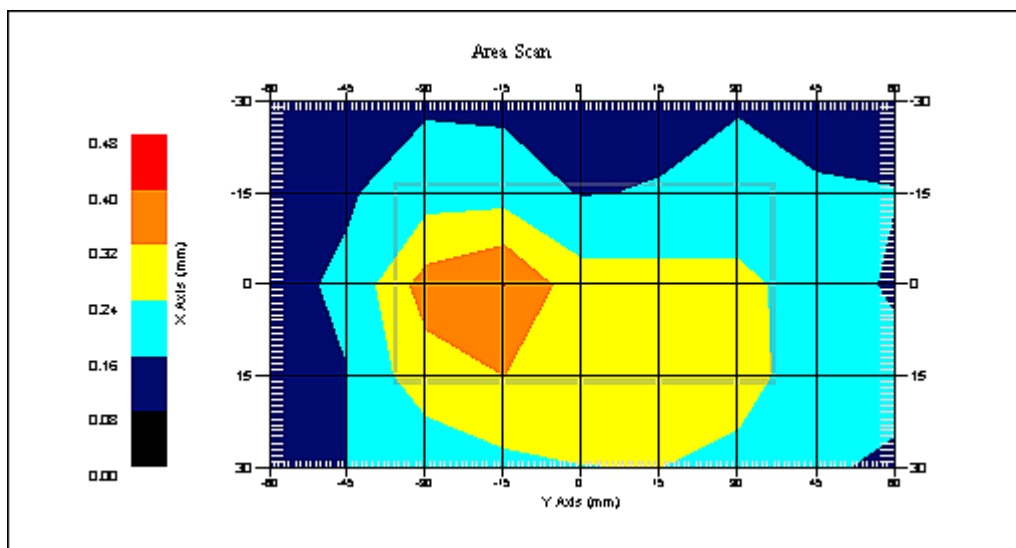
Name : Probe E030-001 - RFEL  
Model : E030  
Type : E-Field Triangle  
Serial No. : E030-001  
Last Calib. Date : 15-Jul-2011  
Frequency : 5200.00 MHz  
Duty Cycle Factor: 1  
Conversion Factor: 6.7  
Probe Sensitivity: 1.20 1.20 1.20  $\mu\text{V}/(\text{V}/\text{m})^2$   
Compression Point: 95.00 mV  
Offset : 0.56 mm

### Measurement Data

Crest Factor : 1  
Scan Type : Complete  
Tissue Temp. : 20.00 °C  
Ambient Temp. : 23.00 °C  
Set-up Date : 04-Nov-2011  
Set-up Time : 9:46:08 AM  
Area Scan : 5x9x1 : Measurement x=15mm, y=15mm, z=4mm  
Zoom Scan : 7x7x10 : Measurement x=4mm, y=4mm, z=2.5mm

### Other Data

DUT Position : Side A  
Separation : 13 mm  
Channel : Low



1 gram SAR value : 0.379 W/kg  
10 gram SAR value : 0.255 W/kg  
Area Scan Peak SAR : 0.401 W/kg  
Zoom Scan Peak SAR : 0.560 W/kg

**SAR Test Report**

By Operator : Jay  
Measurement Date : 05-Nov-2011  
Starting Time : 05-Nov-2011 07:55:35 AM  
End Time : 05-Nov-2011 08:22:29 AM  
Scanning Time : 1614 secs

## Product Data

Device Name : Intel Corporation  
Serial No. : 0015005A196C  
Mode : 802.11a  
Model : Intel® Centrino® Ultimate-N 6300 (Model 633ANHMMW&633ABHU)  
Frequency : 5180.00 MHz  
Max. Transmit Pwr : 0.049 W  
Drift Time : 0 min(s)  
Length : 40 mm  
Width : 75 mm  
Depth : 8 mm  
Antenna Type : Internal - Chain B  
Orientation : Side B  
Power Drift-Start : 0.245 W/kg  
Power Drift-Finish: 0.249 W/kg  
Power Drift (%) : 1.634

## Phantom Data

Name : APREL-Uni  
Type : Uni-Phantom  
Size (mm) : 280 x 280 x 200  
Serial No. : System Default  
Location : Center  
Description : Uni-Phantom

## Tissue Data

Type : BODY  
Serial No. : 5180  
Frequency : 5180.00 MHz  
Last Calib. Date : 05-Nov-2011  
Temperature : 20.00 °C  
Ambient Temp. : 23.00 °C  
Humidity : 45.00 RH%  
Epsilon : 48.14 F/m  
Sigma : 5.31 S/m  
Density : 1000.00 kg/cu. m

## Probe Data

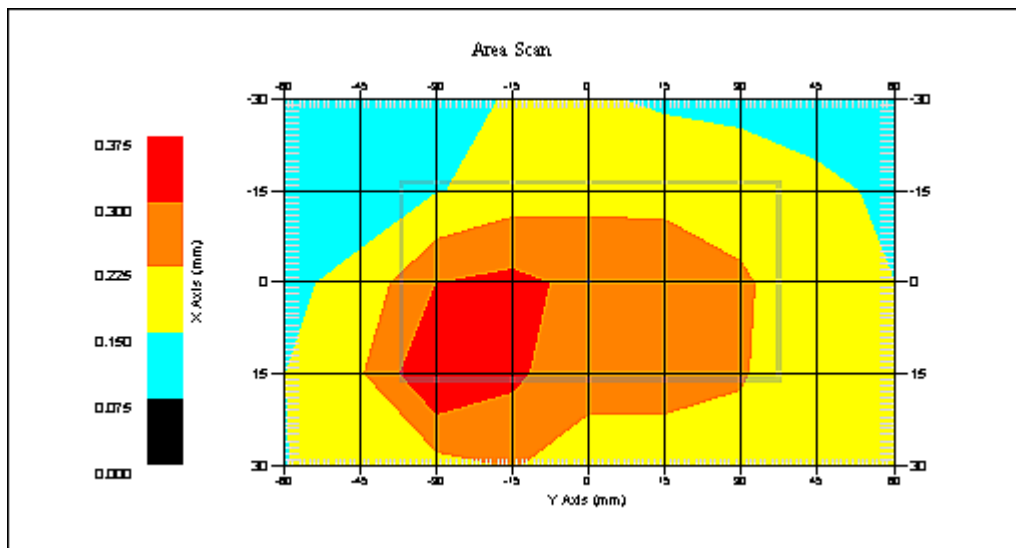
Name : Probe E030-001 - RFEL  
Model : E030  
Type : E-Field Triangle  
Serial No. : E030-001  
Last Calib. Date : 15-Jul-2011  
Frequency : 5200.00 MHz  
Duty Cycle Factor: 1  
Conversion Factor: 6.7  
Probe Sensitivity: 1.20 1.20 1.20  $\mu\text{V}/(\text{V}/\text{m})^2$   
Compression Point: 95.00 mV  
Offset : 0.56 mm

### Measurement Data

Crest Factor : 1  
Scan Type : Complete  
Tissue Temp. : 20.00 °C  
Ambient Temp. : 23.00 °C  
Set-up Date : 05-Nov-2011  
Set-up Time : 9:46:08 AM  
Area Scan : 5x9x1 : Measurement x=15mm, y=15mm, z=4mm  
Zoom Scan : 7x7x10 : Measurement x=4mm, y=4mm, z=2.5mm

### Other Data

DUT Position : Side B  
Separation : 13 mm  
Channel : Low



1 gram SAR value : 0.374 W/kg  
10 gram SAR value : 0.254 W/kg  
Area Scan Peak SAR : 0.375 W/kg  
Zoom Scan Peak SAR : 0.620 W/kg

**SAR Test Report**

By Operator : Jay  
Measurement Date : 05-Nov-2011  
Starting Time : 05-Nov-2011 11:13:11 AM  
End Time : 05-Nov-2011 11:38:08 AM  
Scanning Time : 1497 secs

## Product Data

Device Name : Intel Corporation  
Serial No. : 0015005A196C  
Mode : 802.11a  
Model : Intel® Centrino® Ultimate-N 6300 (Model 633ANHMMW&633ABHU)  
Frequency : 5180.00 MHz  
Max. Transmit Pwr : 0.049 W  
Drift Time : 0 min(s)  
Length : 8 mm  
Width : 40 mm  
Depth : 75 mm  
Antenna Type : Internal - Chain B  
Orientation : Side C  
Power Drift-Start : 0.353 W/kg  
Power Drift-Finish: 0.356 W/kg  
Power Drift (%) : 0.848

## Phantom Data

Name : APREL-Uni  
Type : Uni-Phantom  
Size (mm) : 280 x 280 x 200  
Serial No. : System Default  
Location : Center  
Description : Uni-Phantom

## Tissue Data

Type : BODY  
Serial No. : 5180  
Frequency : 5180.00 MHz  
Last Calib. Date : 05-Nov-2011  
Temperature : 20.00 °C  
Ambient Temp. : 23.00 °C  
Humidity : 45.00 RH%  
Epsilon : 48.14 F/m  
Sigma : 5.31 S/m  
Density : 1000.00 kg/cu. m

## Probe Data

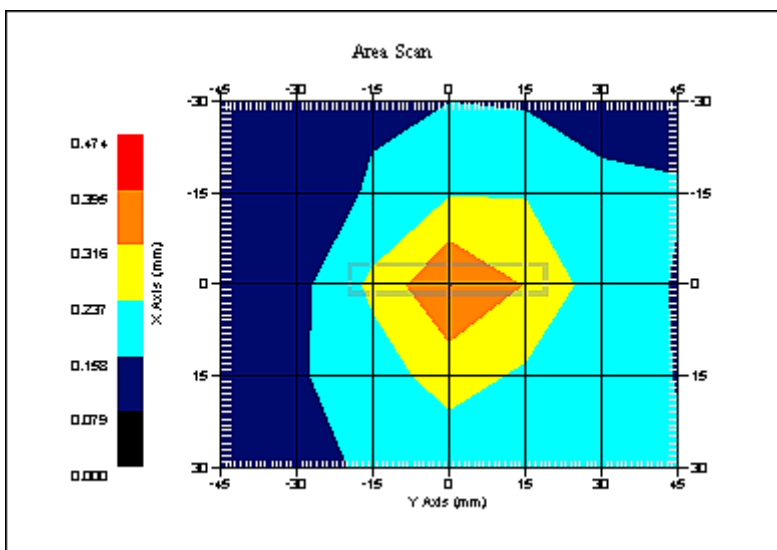
Name : Probe E030-001 - RFEL  
Model : E030  
Type : E-Field Triangle  
Serial No. : E030-001  
Last Calib. Date : 15-Jul-2011  
Frequency : 5200.00 MHz  
Duty Cycle Factor: 1  
Conversion Factor: 6.7  
Probe Sensitivity: 1.20 1.20 1.20  $\mu\text{V}/(\text{V}/\text{m})^2$   
Compression Point: 95.00 mV  
Offset : 0.56 mm

### Measurement Data

Crest Factor : 1  
Scan Type : Complete  
Tissue Temp. : 20.00 °C  
Ambient Temp. : 23.00 °C  
Set-up Date : 05-Nov-2011  
Set-up Time : 6:19:34 AM  
Area Scan : 5x7x1 : Measurement x=15mm, y=15mm, z=4mm  
Zoom Scan : 7x7x10 : Measurement x=4mm, y=4mm, z=2.5mm

### Other Data

DUT Position : Side C  
Separation : 13 mm  
Channel : Low



1 gram SAR value : 0.368 W/kg  
10 gram SAR value : 0.252 W/kg  
Area Scan Peak SAR : 0.396 W/kg  
Zoom Scan Peak SAR : 0.570 W/kg

**SAR Test Report**

By Operator : Jay  
Measurement Date : 05-Nov-2011  
Starting Time : 05-Nov-2011 07:22:40 PM  
End Time : 05-Nov-2011 07:49:35 PM  
Scanning Time : 2215 secs

## Product Data

Device Name : Intel Corporation  
Serial No. : 0015005A196C  
Mode : 802.11a  
Model : Intel® Centrino® Ultimate-N 6300 (Model 633ANHMMW&633ABHU)  
Frequency : 5180.00 MHz  
Max. Transmit Pwr : 0.049 W  
Drift Time : 0 min(s)  
Length : 8 mm  
Width : 75 mm  
Depth : 40 mm  
Antenna Type : Internal - Chain B  
Orientation : Side D  
Power Drift-Start : 0.175 W/kg  
Power Drift-Finish: 0.168 W/kg  
Power Drift (%) : -3.823

## Phantom Data

Name : APREL-Uni  
Type : Uni-Phantom  
Size (mm) : 280 x 280 x 200  
Serial No. : System Default  
Location : Center  
Description : Uni-Phantom

## Tissue Data

Type : BODY  
Serial No. : 5180  
Frequency : 5180.00 MHz  
Last Calib. Date : 05-Nov-2011  
Temperature : 20.00 °C  
Ambient Temp. : 23.00 °C  
Humidity : 45.00 RH%  
Epsilon : 48.14 F/m  
Sigma : 5.31 S/m  
Density : 1000.00 kg/cu. m

## Probe Data

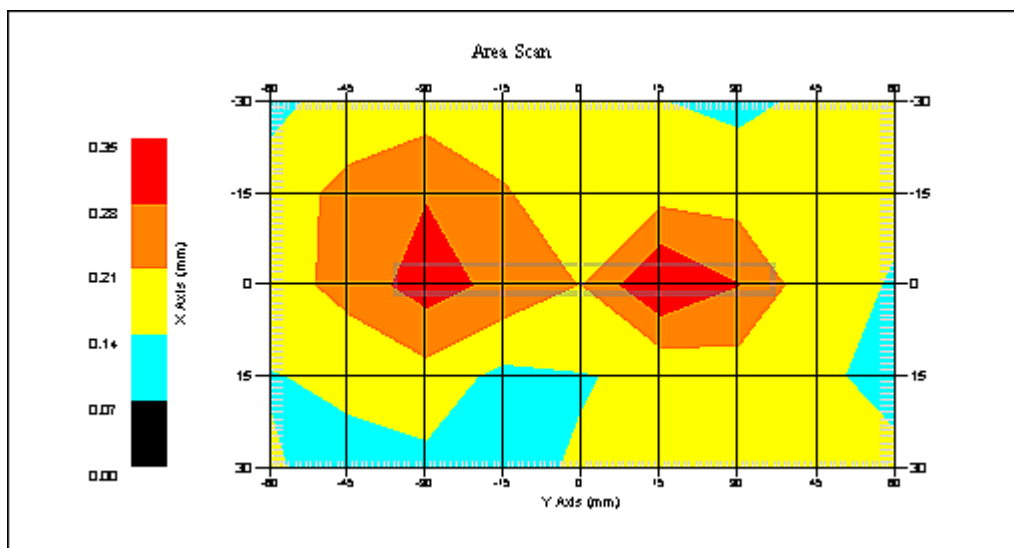
Name : Probe E030-001 - RFEL  
Model : E030  
Type : E-Field Triangle  
Serial No. : E030-001  
Last Calib. Date : 15-Jul-2011  
Frequency : 5200.00 MHz  
Duty Cycle Factor: 1  
Conversion Factor: 6.7  
Probe Sensitivity: 1.20 1.20 1.20  $\mu\text{V}/(\text{V}/\text{m})^2$   
Compression Point: 95.00 mV  
Offset : 0.56 mm

### Measurement Data

Crest Factor : 1  
Scan Type : Complete  
Tissue Temp. : 20.00 °C  
Ambient Temp. : 23.00 °C  
Set-up Date : 05-Nov-2011  
Set-up Time : 6:22:26 AM  
Area Scan : 5x9x1 : Measurement x=15mm, y=15mm, z=4mm  
Zoom Scan : 7x7x10 : Measurement x=4mm, y=4mm, z=2.5mm

### Other Data

DUT Position : Side D  
Separation : 13 mm  
Channel : Low



1 gram SAR value : 0.319 W/kg  
10 gram SAR value : 0.199 W/kg  
Area Scan Peak SAR : 0.350 W/kg  
Zoom Scan Peak SAR : 0.620 W/kg



**SAR Test Report**

By Operator : Jay  
Measurement Date : 05-Nov-2011  
Starting Time : 05-Nov-2011 01:28:25 PM  
End Time : 05-Nov-2011 01:53:38 PM  
Scanning Time : 1513 secs

## Product Data

Device Name : Intel Corporation  
Serial No. : 0015005A196C  
Mode : 802.11a  
Model : Intel® Centrino® Ultimate-N 6300 (Model 633ANHMMW&633ABHU)  
Frequency : 5180.00 MHz  
Max. Transmit Pwr : 0.049 W  
Drift Time : 0 min(s)  
Length : 8 mm  
Width : 40 mm  
Depth : 75 mm  
Antenna Type : Internal - Chain B  
Orientation : Side E  
Power Drift-Start : 0.280 W/kg  
Power Drift-Finish: 0.277 W/kg  
Power Drift (%) : -1.073

## Phantom Data

Name : APREL-Uni  
Type : Uni-Phantom  
Size (mm) : 280 x 280 x 200  
Serial No. : System Default  
Location : Center  
Description : Uni-Phantom

## Tissue Data

Type : BODY  
Serial No. : 5180  
Frequency : 5180.00 MHz  
Last Calib. Date : 05-Nov-2011  
Temperature : 20.00 °C  
Ambient Temp. : 23.00 °C  
Humidity : 45.00 RH%  
Epsilon : 48.14 F/m  
Sigma : 5.31 S/m  
Density : 1000.00 kg/cu. m

## Probe Data

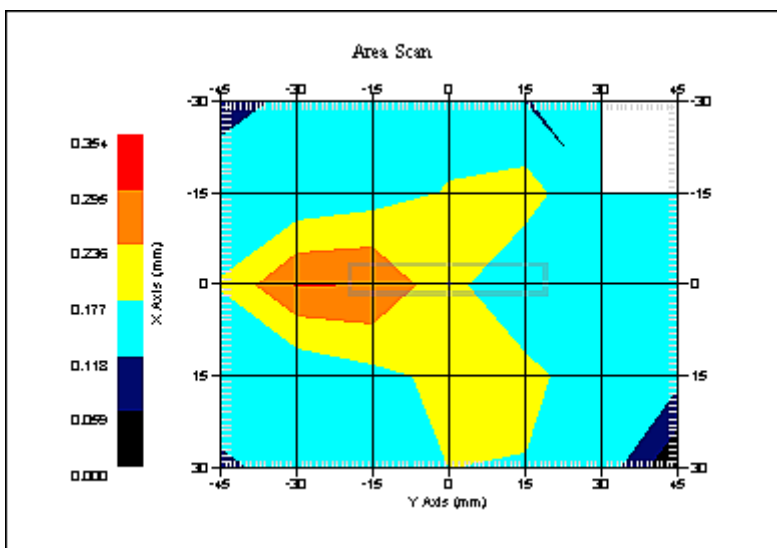
Name : Probe E030-001 - RFEL  
Model : E030  
Type : E-Field Triangle  
Serial No. : E030-001  
Last Calib. Date : 15-Jul-2011  
Frequency : 5200.00 MHz  
Duty Cycle Factor: 1  
Conversion Factor: 6.7  
Probe Sensitivity: 1.20 1.20 1.20  $\mu\text{V}/(\text{V}/\text{m})^2$   
Compression Point: 95.00 mV  
Offset : 0.56 mm

### Measurement Data

Crest Factor : 1  
Scan Type : Complete  
Tissue Temp. : 20.00 °C  
Ambient Temp. : 23.00 °C  
Set-up Date : 05-Nov-2011  
Set-up Time : 6:22:26 AM  
Area Scan : 5x7x1 : Measurement x=15mm, y=15mm, z=4mm  
Zoom Scan : 7x7x10 : Measurement x=4mm, y=4mm, z=2.5mm

### Other Data

DUT Position : Side E  
Separation : 13 mm  
Channel : Low



1 gram SAR value : 0.330 W/kg  
10 gram SAR value : 0.215 W/kg  
Area Scan Peak SAR : 0.296 W/kg  
Zoom Scan Peak SAR : 0.610 W/kg

**SAR Test Report**

By Operator : Jay  
Measurement Date : 05-Nov-2011  
Starting Time : 05-Nov-2011 10:07:46 PM  
End Time : 05-Nov-2011 10:34:40 PM  
Scanning Time : 1614 secs

## Product Data

Device Name : Intel Corporation  
Serial No. : 0015005A196C  
Mode : 802.11a  
Model : Intel® Centrino® Ultimate-N 6300 (Model 633ANHMMW&633ABHU)  
Frequency : 5180.00 MHz  
Max. Transmit Pwr : 0.049 W  
Drift Time : 0 min(s)  
Length : 8 mm  
Width : 75 mm  
Depth : 40 mm  
Antenna Type : Internal - Chain B  
Orientation : Side F  
Power Drift-Start : 0.234 W/kg  
Power Drift-Finish: 0.238 W/kg  
Power Drift (%) : 1.703

## Phantom Data

Name : APREL-Uni  
Type : Uni-Phantom  
Size (mm) : 280 x 280 x 200  
Serial No. : System Default  
Location : Center  
Description : Uni-Phantom

## Tissue Data

Type : BODY  
Serial No. : 5180  
Frequency : 5180.00 MHz  
Last Calib. Date : 05-Nov-2011  
Temperature : 20.00 °C  
Ambient Temp. : 23.00 °C  
Humidity : 45.00 RH%  
Epsilon : 48.14 F/m  
Sigma : 5.31 S/m  
Density : 1000.00 kg/cu. m

## Probe Data

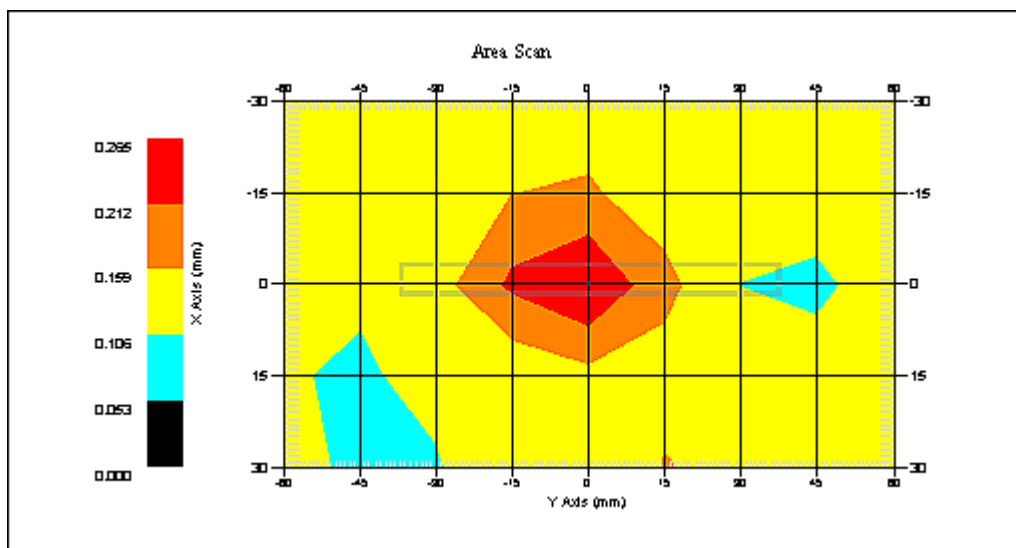
Name : Probe E030-001 - RFEL  
Model : E030  
Type : E-Field Triangle  
Serial No. : E030-001  
Last Calib. Date : 15-Jul-2011  
Frequency : 5200.00 MHz  
Duty Cycle Factor: 1  
Conversion Factor: 6.7  
Probe Sensitivity: 1.20 1.20 1.20  $\mu\text{V}/(\text{V}/\text{m})^2$   
Compression Point: 95.00 mV  
Offset : 0.56 mm

### Measurement Data

Crest Factor : 1  
Scan Type : Complete  
Tissue Temp. : 20.00 °C  
Ambient Temp. : 23.00 °C  
Set-up Date : 05-Nov-2011  
Set-up Time : 6:22:26 AM  
Area Scan : 5x9x1 : Measurement x=15mm, y=15mm, z=4mm  
Zoom Scan : 7x7x10 : Measurement x=4mm, y=4mm, z=2.5mm

### Other Data

DUT Position : Side F  
Separation : 13 mm  
Channel : Low



1 gram SAR value : 0.200 W/kg  
10 gram SAR value : 0.156 W/kg  
Area Scan Peak SAR : 0.265 W/kg  
Zoom Scan Peak SAR : 0.240 W/kg

**SAR Test Report**

By Operator : Jay  
Measurement Date : 04-Nov-2011  
Starting Time : 04-Nov-2011 09:35:41 PM  
End Time : 04-Nov-2011 10:02:40 PM  
Scanning Time : 1619 secs

## Product Data

Device Name : Intel Corporation  
Serial No. : 0015005A196C  
Mode : 802.11a  
Model : Intel® Centrino® Ultimate-N 6300 (Model 633ANHMMW&633ABHU)  
Frequency : 5180.00 MHz  
Max. Transmit Pwr : 0.049 W  
Drift Time : 0 min(s)  
Length : 40 mm  
Width : 75 mm  
Depth : 8 mm  
Antenna Type : Internal - Chain C  
Orientation : Side A  
Power Drift-Start : 0.223 W/kg  
Power Drift-Finish: 0.233 W/kg  
Power Drift (%) : 4.303

## Phantom Data

Name : APREL-Uni  
Type : Uni-Phantom  
Size (mm) : 280 x 280 x 200  
Serial No. : System Default  
Location : Center  
Description : Uni-Phantom

## Tissue Data

Type : BODY  
Serial No. : 5180  
Frequency : 5180.00 MHz  
Last Calib. Date : 04-Nov-2011  
Temperature : 20.00 °C  
Ambient Temp. : 23.00 °C  
Humidity : 45.00 RH%  
Epsilon : 47.53 F/m  
Sigma : 5.34 S/m  
Density : 1000.00 kg/cu. m

## Probe Data

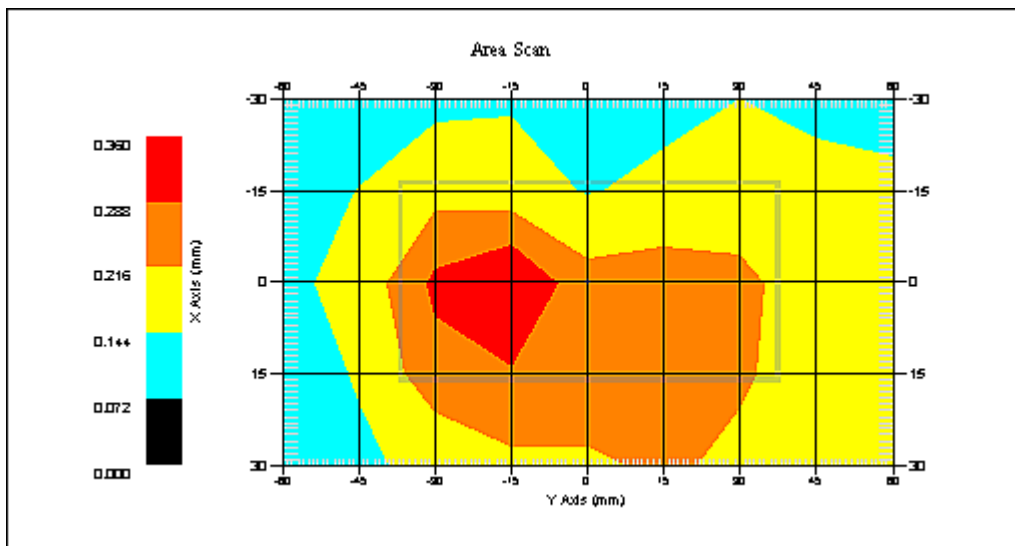
Name : Probe E030-001 - RFEL  
Model : E030  
Type : E-Field Triangle  
Serial No. : E030-001  
Last Calib. Date : 15-Jul-2011  
Frequency : 5200.00 MHz  
Duty Cycle Factor: 1  
Conversion Factor: 6.7  
Probe Sensitivity: 1.20 1.20 1.20  $\mu\text{V}/(\text{V}/\text{m})^2$   
Compression Point: 95.00 mV  
Offset : 0.56 mm

### Measurement Data

Crest Factor : 1  
Scan Type : Complete  
Tissue Temp. : 20.00 °C  
Ambient Temp. : 23.00 °C  
Set-up Date : 04-Nov-2011  
Set-up Time : 9:46:08 AM  
Area Scan : 5x9x1 : Measurement x=15mm, y=15mm, z=4mm  
Zoom Scan : 7x7x10 : Measurement x=4mm, y=4mm, z=2.5mm

### Other Data

DUT Position : Side A  
Separation : 13 mm  
Channel : Low



1 gram SAR value : 0.326 W/kg  
10 gram SAR value : 0.228 W/kg  
Area Scan Peak SAR : 0.360 W/kg  
Zoom Scan Peak SAR : 0.420 W/kg

**SAR Test Report**

By Operator : Jay  
Measurement Date : 05-Nov-2011  
Starting Time : 05-Nov-2011 07:16:15 AM  
End Time : 05-Nov-2011 07:53:18 AM  
Scanning Time : 2223 secs

## Product Data

Device Name : Intel Corporation  
Serial No. : 0015005A196C  
Mode : 802.11a  
Model : Intel® Centrino® Ultimate-N 6300 (Model 633ANHMMW&633ABHU)  
Frequency : 5180.00 MHz  
Max. Transmit Pwr : 0.049 W  
Drift Time : 0 min(s)  
Length : 40 mm  
Width : 75 mm  
Depth : 8 mm  
Antenna Type : Internal - Chain C  
Orientation : Side B  
Power Drift-Start : 0.222 W/kg  
Power Drift-Finish: 0.224 W/kg  
Power Drift (%) : 0.907

## Phantom Data

Name : APREL-Uni  
Type : Uni-Phantom  
Size (mm) : 280 x 280 x 200  
Serial No. : System Default  
Location : Center  
Description : Uni-Phantom

## Tissue Data

Type : BODY  
Serial No. : 5180  
Frequency : 5180.00 MHz  
Last Calib. Date : 05-Nov-2011  
Temperature : 20.00 °C  
Ambient Temp. : 23.00 °C  
Humidity : 45.00 RH%  
Epsilon : 48.14 F/m  
Sigma : 5.31 S/m  
Density : 1000.00 kg/cu. m

## Probe Data

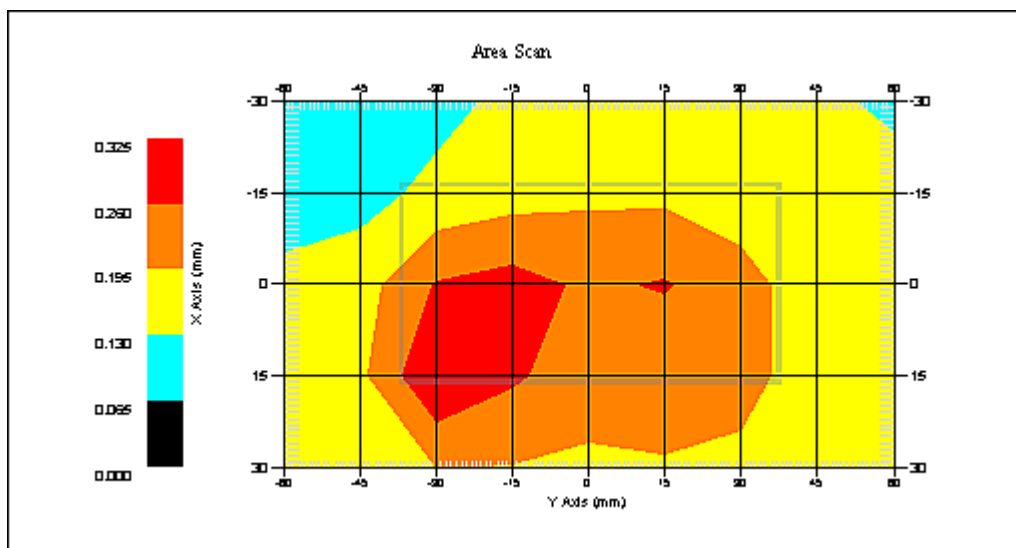
Name : Probe E030-001 - RFEL  
Model : E030  
Type : E-Field Triangle  
Serial No. : E030-001  
Last Calib. Date : 15-Jul-2011  
Frequency : 5200.00 MHz  
Duty Cycle Factor: 1  
Conversion Factor: 6.7  
Probe Sensitivity: 1.20 1.20 1.20  $\mu\text{V}/(\text{V}/\text{m})^2$   
Compression Point: 95.00 mV  
Offset : 0.56 mm

### Measurement Data

Crest Factor : 1  
Scan Type : Complete  
Tissue Temp. : 20.00 °C  
Ambient Temp. : 23.00 °C  
Set-up Date : 05-Nov-2011  
Set-up Time : 9:46:08 AM  
Area Scan : 5x9x1 : Measurement x=15mm, y=15mm, z=4mm  
Zoom Scan : 7x7x10 : Measurement x=4mm, y=4mm, z=2.5mm

### Other Data

DUT Position : Side B  
Separation : 13 mm  
Channel : Low



1 gram SAR value : 0.305 W/kg  
10 gram SAR value : 0.214 W/kg  
Area Scan Peak SAR : 0.325 W/kg  
Zoom Scan Peak SAR : 0.470 W/kg



**SAR Test Report**

By Operator : Jay  
Measurement Date : 05-Nov-2011  
Starting Time : 05-Nov-2011 11:40:58 AM  
End Time : 05-Nov-2011 12:05:59 PM  
Scanning Time : 1501 secs

## Product Data

Device Name : Intel Corporation  
Serial No. : 0015005A196C  
Mode : 802.11a  
Model : Intel® Centrino® Ultimate-N 6300 (Model 633ANHMMW&633ABHU)  
Frequency : 5180.00 MHz  
Max. Transmit Pwr : 0.049 W  
Drift Time : 0 min(s)  
Length : 8 mm  
Width : 40 mm  
Depth : 75 mm  
Antenna Type : Internal - Chain C  
Orientation : Side C  
Power Drift-Start : 0.311 W/kg  
Power Drift-Finish: 0.307 W/kg  
Power Drift (%) : -1.282

## Phantom Data

Name : APREL-Uni  
Type : Uni-Phantom  
Size (mm) : 280 x 280 x 200  
Serial No. : System Default  
Location : Center  
Description : Uni-Phantom

## Tissue Data

Type : BODY  
Serial No. : 5180  
Frequency : 5180.00 MHz  
Last Calib. Date : 05-Nov-2011  
Temperature : 20.00 °C  
Ambient Temp. : 23.00 °C  
Humidity : 45.00 RH%  
Epsilon : 48.14 F/m  
Sigma : 5.31 S/m  
Density : 1000.00 kg/cu. m

## Probe Data

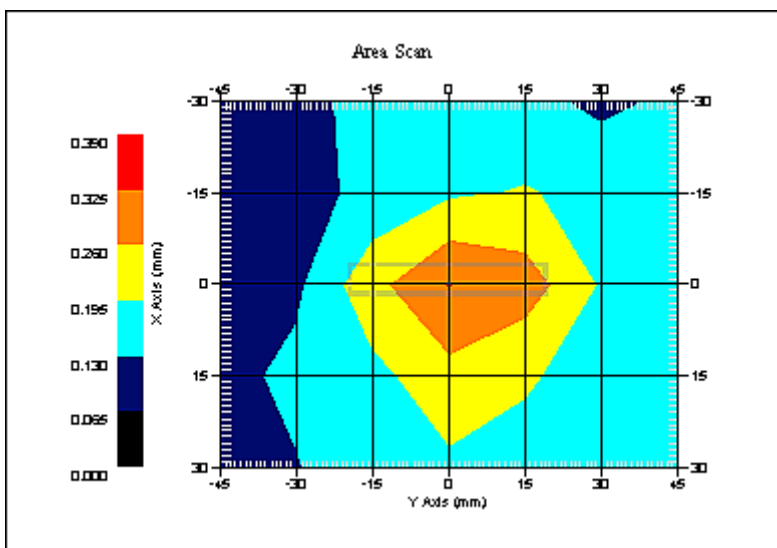
Name : Probe E030-001 - RFEL  
Model : E030  
Type : E-Field Triangle  
Serial No. : E030-001  
Last Calib. Date : 15-Jul-2011  
Frequency : 5200.00 MHz  
Duty Cycle Factor: 1  
Conversion Factor: 6.7  
Probe Sensitivity: 1.20 1.20 1.20  $\mu\text{V}/(\text{V}/\text{m})^2$   
Compression Point: 95.00 mV  
Offset : 0.56 mm

Measurement Data

Crest Factor : 1  
Scan Type : Complete  
Tissue Temp. : 20.00 °C  
Ambient Temp. : 23.00 °C  
Set-up Date : 05-Nov-2011  
Set-up Time : 6:19:34 AM  
Area Scan : 5x7x1 : Measurement x=15mm, y=15mm, z=4mm  
Zoom Scan : 7x7x10 : Measurement x=4mm, y=4mm, z=2.5mm

Other Data

DUT Position : Side C  
Separation : 13 mm  
Channel : Low



1 gram SAR value : 0.307 W/kg  
10 gram SAR value : 0.219 W/kg  
Area Scan Peak SAR : 0.326 W/kg  
Zoom Scan Peak SAR : 0.480 W/kg

**SAR Test Report**

By Operator : Jay  
Measurement Date : 05-Nov-2011  
Starting Time : 05-Nov-2011 07:51:03 PM  
End Time : 05-Nov-2011 08:28:08 PM  
Scanning Time : 2225 secs

## Product Data

Device Name : Intel Corporation  
Serial No. : 0015005A196C  
Mode : 802.11a  
Model : Intel® Centrino® Ultimate-N 6300 (Model 633ANHMMW&633ABHU)  
Frequency : 5180.00 MHz  
Max. Transmit Pwr : 0.049 W  
Drift Time : 0 min(s)  
Length : 8 mm  
Width : 75 mm  
Depth : 40 mm  
Antenna Type : Internal - Chain C  
Orientation : Side D  
Power Drift-Start : 0.160 W/kg  
Power Drift-Finish: 0.167 W/kg  
Power Drift (%) : 4.057

## Phantom Data

Name : APREL-Uni  
Type : Uni-Phantom  
Size (mm) : 280 x 280 x 200  
Serial No. : System Default  
Location : Center  
Description : Uni-Phantom

## Tissue Data

Type : BODY  
Serial No. : 5180  
Frequency : 5180.00 MHz  
Last Calib. Date : 05-Nov-2011  
Temperature : 20.00 °C  
Ambient Temp. : 23.00 °C  
Humidity : 45.00 RH%  
Epsilon : 48.14 F/m  
Sigma : 5.31 S/m  
Density : 1000.00 kg/cu. m

## Probe Data

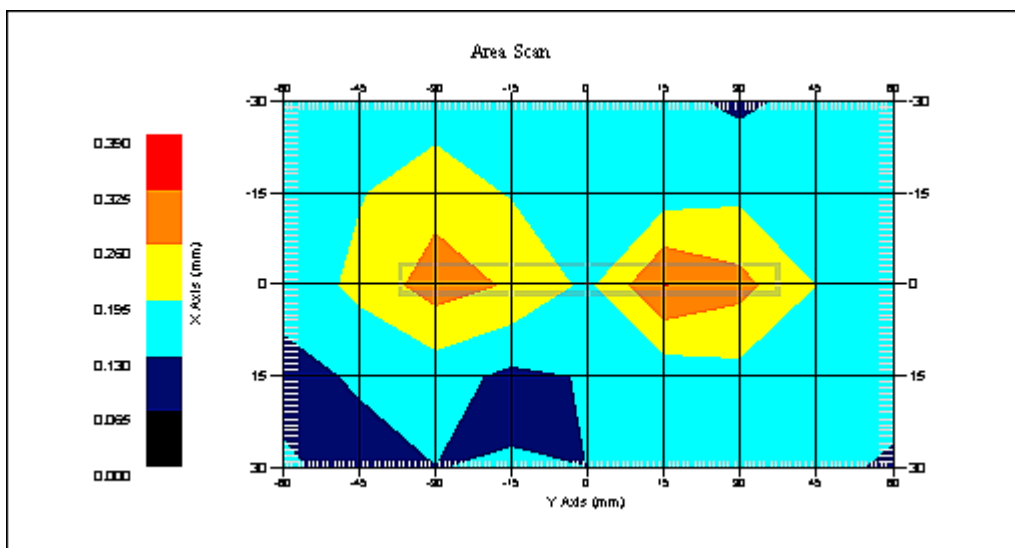
Name : Probe E030-001 - RFEL  
Model : E030  
Type : E-Field Triangle  
Serial No. : E030-001  
Last Calib. Date : 15-Jul-2011  
Frequency : 5200.00 MHz  
Duty Cycle Factor: 1  
Conversion Factor: 6.7  
Probe Sensitivity: 1.20 1.20 1.20  $\mu\text{V}/(\text{V}/\text{m})^2$   
Compression Point: 95.00 mV  
Offset : 0.56 mm

### Measurement Data

Crest Factor : 1  
Scan Type : Complete  
Tissue Temp. : 20.00 °C  
Ambient Temp. : 23.00 °C  
Set-up Date : 05-Nov-2011  
Set-up Time : 9:46:08 AM  
Area Scan : 5x9x1 : Measurement x=15mm, y=15mm, z=4mm  
Zoom Scan : 7x7x10 : Measurement x=4mm, y=4mm, z=2.5mm

### Other Data

DUT Position : Side D  
Separation : 13 mm  
Channel : Low



1 gram SAR value : 0.269 W/kg  
10 gram SAR value : 0.189 W/kg  
Area Scan Peak SAR : 0.327 W/kg  
Zoom Scan Peak SAR : 0.350 W/kg

**SAR Test Report**

By Operator : Jay  
Measurement Date : 05-Nov-2011  
Starting Time : 05-Nov-2011 01:01:20 PM  
End Time : 05-Nov-2011 01:26:08 PM  
Scanning Time : 1488 secs

## Product Data

Device Name : Intel Corporation  
Serial No. : 0015005A196C  
Mode : 802.11a  
Model : Intel® Centrino® Ultimate-N 6300 (Model 633ANHMMW&633ABHU)  
Frequency : 5180.00 MHz  
Max. Transmit Pwr : 0.049 W  
Drift Time : 0 min(s)  
Length : 8 mm  
Width : 40 mm  
Depth : 75 mm  
Antenna Type : Internal - Chain C  
Orientation : Side E  
Power Drift-Start : 0.300 W/kg  
Power Drift-Finish: 0.312 W/kg  
Power Drift (%) : 4.186

## Phantom Data

Name : APREL-Uni  
Type : Uni-Phantom  
Size (mm) : 280 x 280 x 200  
Serial No. : System Default  
Location : Center  
Description : Uni-Phantom

## Tissue Data

Type : BODY  
Serial No. : 5180  
Frequency : 5180.00 MHz  
Last Calib. Date : 05-Nov-2011  
Temperature : 20.00 °C  
Ambient Temp. : 23.00 °C  
Humidity : 45.00 RH%  
Epsilon : 48.14 F/m  
Sigma : 5.31 S/m  
Density : 1000.00 kg/cu. m

## Probe Data

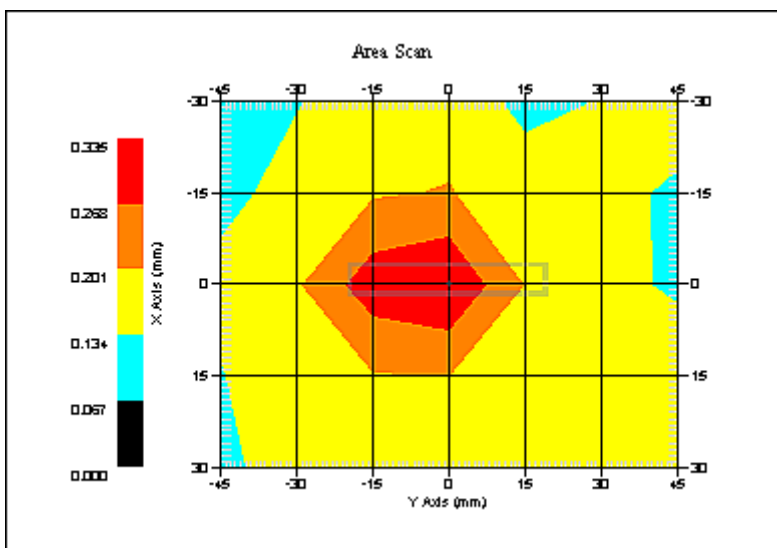
Name : Probe E030-001 - RFEL  
Model : E030  
Type : E-Field Triangle  
Serial No. : E030-001  
Last Calib. Date : 15-Jul-2011  
Frequency : 5200.00 MHz  
Duty Cycle Factor: 1  
Conversion Factor: 6.7  
Probe Sensitivity: 1.20 1.20 1.20  $\mu\text{V}/(\text{V}/\text{m})^2$   
Compression Point: 95.00 mV  
Offset : 0.56 mm

Measurement Data

Crest Factor : 1  
Scan Type : Complete  
Tissue Temp. : 20.00 °C  
Ambient Temp. : 23.00 °C  
Set-up Date : 05-Nov-2011  
Set-up Time : 6:19:34 AM  
Area Scan : 5x7x1 : Measurement x=15mm, y=15mm, z=4mm  
Zoom Scan : 7x7x10 : Measurement x=4mm, y=4mm, z=2.5mm

Other Data

DUT Position : Side E  
Separation : 13 mm  
Channel : Low



1 gram SAR value : 0.299 W/kg  
10 gram SAR value : 0.214 W/kg  
Area Scan Peak SAR : 0.333 W/kg  
Zoom Scan Peak SAR : 0.480 W/kg

**SAR Test Report**

By Operator : Jay  
Measurement Date : 05-Nov-2011  
Starting Time : 05-Nov-2011 09:38:27 PM  
End Time : 05-Nov-2011 10:05:29 PM  
Scanning Time : 1622 secs

## Product Data

Device Name : Intel Corporation  
Serial No. : 0015005A196C  
Mode : 802.11a  
Model : Intel® Centrino® Ultimate-N 6300 (Model 633ANHMMW&633ABHU)  
Frequency : 5180.00 MHz  
Max. Transmit Pwr : 0.049 W  
Drift Time : 0 min(s)  
Length : 8 mm  
Width : 75 mm  
Depth : 40 mm  
Antenna Type : Internal - Chain C  
Orientation : Side F  
Power Drift-Start : 0.201 W/kg  
Power Drift-Finish: 0.194 W/kg  
Power Drift (%) : -3.486

## Phantom Data

Name : APREL-Uni  
Type : Uni-Phantom  
Size (mm) : 280 x 280 x 200  
Serial No. : System Default  
Location : Center  
Description : Uni-Phantom

## Tissue Data

Type : BODY  
Serial No. : 5180  
Frequency : 5180.00 MHz  
Last Calib. Date : 05-Nov-2011  
Temperature : 20.00 °C  
Ambient Temp. : 23.00 °C  
Humidity : 45.00 RH%  
Epsilon : 48.14 F/m  
Sigma : 5.31 S/m  
Density : 1000.00 kg/cu. m

## Probe Data

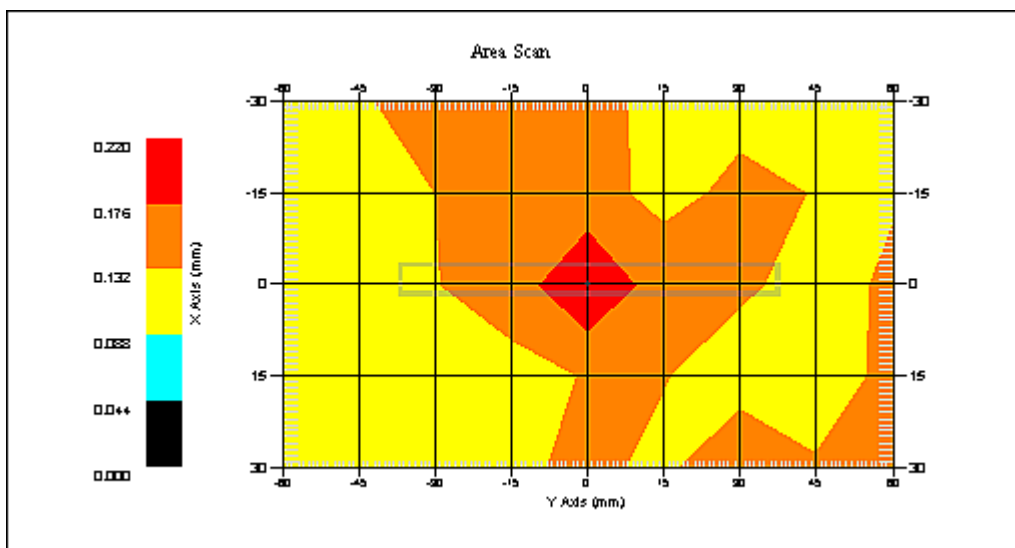
Name : Probe E030-001 - RFEL  
Model : E030  
Type : E-Field Triangle  
Serial No. : E030-001  
Last Calib. Date : 15-Jul-2011  
Frequency : 5200.00 MHz  
Duty Cycle Factor: 1  
Conversion Factor: 6.7  
Probe Sensitivity: 1.20 1.20 1.20  $\mu\text{V}/(\text{V}/\text{m})^2$   
Compression Point: 95.00 mV  
Offset : 0.56 mm

### Measurement Data

Crest Factor : 1  
Scan Type : Complete  
Tissue Temp. : 20.00 °C  
Ambient Temp. : 23.00 °C  
Set-up Date : 05-Nov-2011  
Set-up Time : 6:22:26 AM  
Area Scan : 5x9x1 : Measurement x=15mm, y=15mm, z=4mm  
Zoom Scan : 7x7x10 : Measurement x=4mm, y=4mm, z=2.5mm

### Other Data

DUT Position : Side F  
Separation : 13 mm  
Channel : Low



1 gram SAR value : 0.207 W/kg  
10 gram SAR value : 0.154 W/kg  
Area Scan Peak SAR : 0.219 W/kg  
Zoom Scan Peak SAR : 0.340 W/kg



**SAR Test Report**

By Operator : Jay  
Measurement Date : 04-Nov-2011  
Starting Time : 04-Nov-2011 08:07:46 PM  
End Time : 04-Nov-2011 08:34:47 PM  
Scanning Time : 1621 secs

## Product Data

Device Name : Intel Corporation  
Serial No. : 0015005A196C  
Mode : 802.11a  
Model : Intel® Centrino® Ultimate-N 6300 (Model 633ANHMMW&633ABHU)  
Frequency : 5300.00 MHz  
Max. Transmit Pwr : 0.049 W  
Drift Time : 0 min(s)  
Length : 40 mm  
Width : 75 mm  
Depth : 8 mm  
Antenna Type : Internal- Chain A  
Orientation : Side A  
Power Drift-Start : 0.234 W/kg  
Power Drift-Finish: 0.236 W/kg  
Power Drift (%) : 1.044

## Phantom Data

Name : APREL-Uni  
Type : Uni-Phantom  
Size (mm) : 280 x 280 x 200  
Serial No. : System Default  
Location : Center  
Description : Uni-Phantom

## Tissue Data

Type : BODY  
Serial No. : 5300  
Frequency : 5300.00 MHz  
Last Calib. Date : 04-Nov-2011  
Temperature : 20.00 °C  
Ambient Temp. : 23.00 °C  
Humidity : 45.00 RH%  
Epsilon : 47.34 F/m  
Sigma : 5.52 S/m  
Density : 1000.00 kg/cu. m

## Probe Data

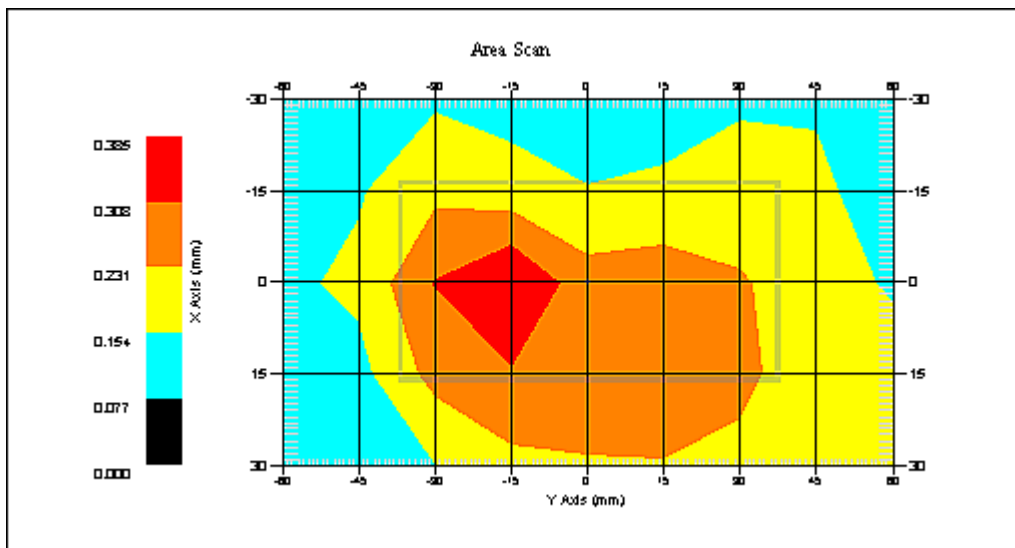
Name : Probe E030-001 - RFEL  
Model : E030  
Type : E-Field Triangle  
Serial No. : E030-001  
Last Calib. Date : 15-Jul-2011  
Frequency : 5200.00 MHz  
Duty Cycle Factor: 1  
Conversion Factor: 6.7  
Probe Sensitivity: 1.20 1.20 1.20  $\mu\text{V}/(\text{V}/\text{m})^2$   
Compression Point: 95.00 mV  
Offset : 0.56 mm

### Measurement Data

Crest Factor : 1  
Scan Type : Complete  
Tissue Temp. : 20.00 °C  
Ambient Temp. : 23.00 °C  
Set-up Date : 04-Nov-2011  
Set-up Time : 9:46:08 AM  
Area Scan : 5x9x1 : Measurement x=15mm, y=15mm, z=4mm  
Zoom Scan : 7x7x10 : Measurement x=4mm, y=4mm, z=2.5mm

### Other Data

DUT Position : Side A  
Separation : 13 mm  
Channel : Mid



1 gram SAR value : 0.346 W/kg  
10 gram SAR value : 0.240 W/kg  
Area Scan Peak SAR : 0.384 W/kg  
Zoom Scan Peak SAR : 0.440 W/kg

**SAR Test Report**

By Operator : Jay  
Measurement Date : 05-Nov-2011  
Starting Time : 05-Nov-2011 08:54:02 AM  
End Time : 05-Nov-2011 09:21:08 AM  
Scanning Time : 1626 secs

## Product Data

Device Name : Intel Corporation  
Serial No. : 0015005A196C  
Mode : 802.11a  
Model : Intel® Centrino® Ultimate-N 6300 (Model 633ANHMMW&633ABHU)  
Frequency : 5300.00 MHz  
Max. Transmit Pwr : 0.049 W  
Drift Time : 0 min(s)  
Length : 40 mm  
Width : 75 mm  
Depth : 8 mm  
Antenna Type : Internal - Chain A  
Orientation : Side B  
Power Drift-Start : 0.241 W/kg  
Power Drift-Finish: 0.244 W/kg  
Power Drift (%) : 1.557

## Phantom Data

Name : APREL-Uni  
Type : Uni-Phantom  
Size (mm) : 280 x 280 x 200  
Serial No. : System Default  
Location : Center  
Description : Uni-Phantom

## Tissue Data

Type : BODY  
Serial No. : 5300  
Frequency : 5300.00 MHz  
Last Calib. Date : 05-Nov-2011  
Temperature : 20.00 °C  
Ambient Temp. : 23.00 °C  
Humidity : 45.00 RH%  
Epsilon : 47.96 F/m  
Sigma : 5.47 S/m  
Density : 1000.00 kg/cu. m

## Probe Data

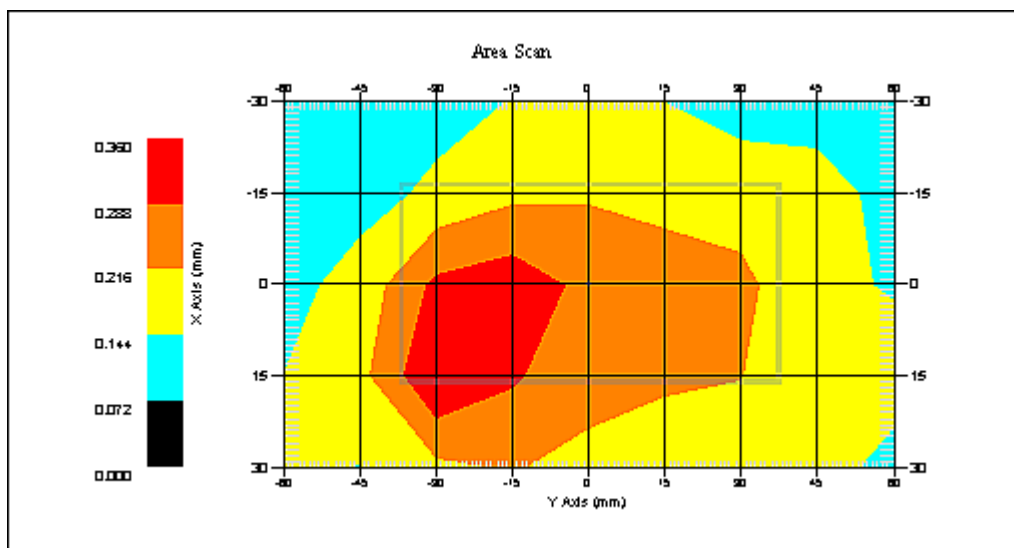
Name : Probe E030-001 - RFEL  
Model : E030  
Type : E-Field Triangle  
Serial No. : E030-001  
Last Calib. Date : 15-Jul-2011  
Frequency : 5200.00 MHz  
Duty Cycle Factor: 1  
Conversion Factor: 6.7  
Probe Sensitivity: 1.20 1.20 1.20  $\mu\text{V}/(\text{V}/\text{m})^2$   
Compression Point: 95.00 mV  
Offset : 0.56 mm

### Measurement Data

Crest Factor : 1  
Scan Type : Complete  
Tissue Temp. : 20.00 °C  
Ambient Temp. : 23.00 °C  
Set-up Date : 05-Nov-2011  
Set-up Time : 9:46:08 AM  
Area Scan : 5x9x1 : Measurement x=15mm, y=15mm, z=4mm  
Zoom Scan : 7x7x10 : Measurement x=4mm, y=4mm, z=2.5mm

### Other Data

DUT Position : Side B  
Separation : 13 mm  
Channel : Mid



1 gram SAR value : 0.377 W/kg  
10 gram SAR value : 0.252 W/kg  
Area Scan Peak SAR : 0.358 W/kg  
Zoom Scan Peak SAR : 0.580 W/kg

**SAR Test Report**

By Operator : Jay  
Measurement Date : 05-Nov-2011  
Starting Time : 05-Nov-2011 10:19:04 AM  
End Time : 05-Nov-2011 10:44:04 AM  
Scanning Time : 1500 secs

## Product Data

Device Name : Intel Corporation  
Serial No. : 0015005A196C  
Mode : 802.11a  
Model : Intel® Centrino® Ultimate-N 6300 (Model 633ANHMMW&633ABHU)  
Frequency : 5300.00 MHz  
Max. Transmit Pwr : 0.049 W  
Drift Time : 0 min(s)  
Length : 8 mm  
Width : 40 mm  
Depth : 75 mm  
Antenna Type : Internal - Chain A  
Orientation : Side C  
Power Drift-Start : 0.342 W/kg  
Power Drift-Finish: 0.355 W/kg  
Power Drift (%) : 3.961

## Phantom Data

Name : APREL-Uni  
Type : Uni-Phantom  
Size (mm) : 280 x 280 x 200  
Serial No. : System Default  
Location : Center  
Description : Uni-Phantom

## Tissue Data

Type : BODY  
Serial No. : 5300  
Frequency : 5300.00 MHz  
Last Calib. Date : 05-Nov-2011  
Temperature : 20.00 °C  
Ambient Temp. : 23.00 °C  
Humidity : 45.00 RH%  
Epsilon : 47.96 F/m  
Sigma : 5.47 S/m  
Density : 1000.00 kg/cu. m

## Probe Data

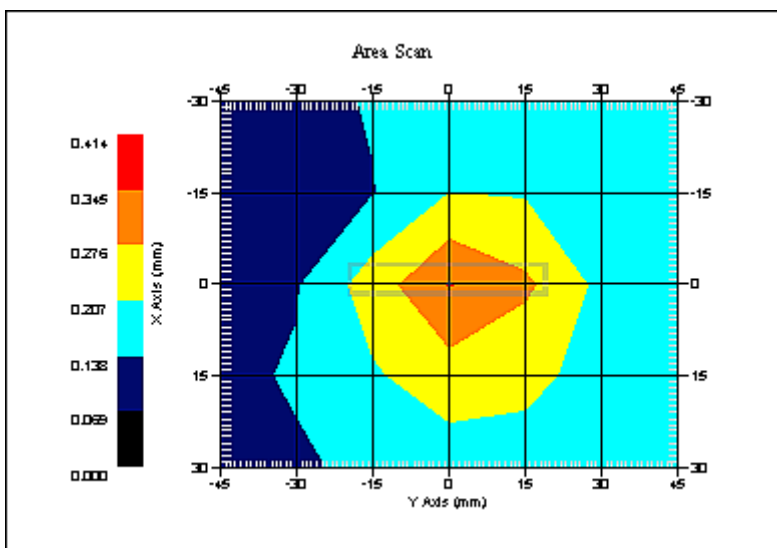
Name : Probe E030-001 - RFEL  
Model : E030  
Type : E-Field Triangle  
Serial No. : E030-001  
Last Calib. Date : 15-Jul-2011  
Frequency : 5200.00 MHz  
Duty Cycle Factor: 1  
Conversion Factor: 6.7  
Probe Sensitivity: 1.20 1.20 1.20  $\mu\text{V}/(\text{V}/\text{m})^2$   
Compression Point: 95.00 mV  
Offset : 0.56 mm

Measurement Data

Crest Factor : 1  
Scan Type : Complete  
Tissue Temp. : 20.00 °C  
Ambient Temp. : 23.00 °C  
Set-up Date : 05-Nov-2011  
Set-up Time : 6:19:34 AM  
Area Scan : 5x7x1 : Measurement x=15mm, y=15mm, z=4mm  
Zoom Scan : 7x7x10 : Measurement x=4mm, y=4mm, z=2.5mm

Other Data

DUT Position : Side C  
Separation : 13 mm  
Channel : Mid



1 gram SAR value : 0.332 W/kg  
10 gram SAR value : 0.232 W/kg  
Area Scan Peak SAR : 0.347 W/kg  
Zoom Scan Peak SAR : 0.550 W/kg

**SAR Test Report**

By Operator : Jay  
Measurement Date : 05-Nov-2011  
Starting Time : 05-Nov-2011 05:54:20 PM  
End Time : 05-Nov-2011 06:41:11 PM  
Scanning Time : 2211 secs

## Product Data

Device Name : Intel Corporation  
Serial No. : 0015005A196C  
Mode : 802.11a  
Model : Intel® Centrino® Ultimate-N 6300 (Model 633ANHMMW&633ABHU)  
Frequency : 5300.00 MHz  
Max. Transmit Pwr : 0.049 W  
Drift Time : 0 min(s)  
Length : 8 mm  
Width : 75 mm  
Depth : 40 mm  
Antenna Type : Internal - Chain A  
Orientation : Side D  
Power Drift-Start : 0.165 W/kg  
Power Drift-Finish: 0.160 W/kg  
Power Drift (%) : -2.964

## Phantom Data

Name : APREL-Uni  
Type : Uni-Phantom  
Size (mm) : 280 x 280 x 200  
Serial No. : System Default  
Location : Center  
Description : Uni-Phantom

## Tissue Data

Type : BODY  
Serial No. : 5300  
Frequency : 5300.00 MHz  
Last Calib. Date : 05-Nov-2011  
Temperature : 20.00 °C  
Ambient Temp. : 23.00 °C  
Humidity : 45.00 RH%  
Epsilon : 47.96 F/m  
Sigma : 5.47 S/m  
Density : 1000.00 kg/cu. m

## Probe Data

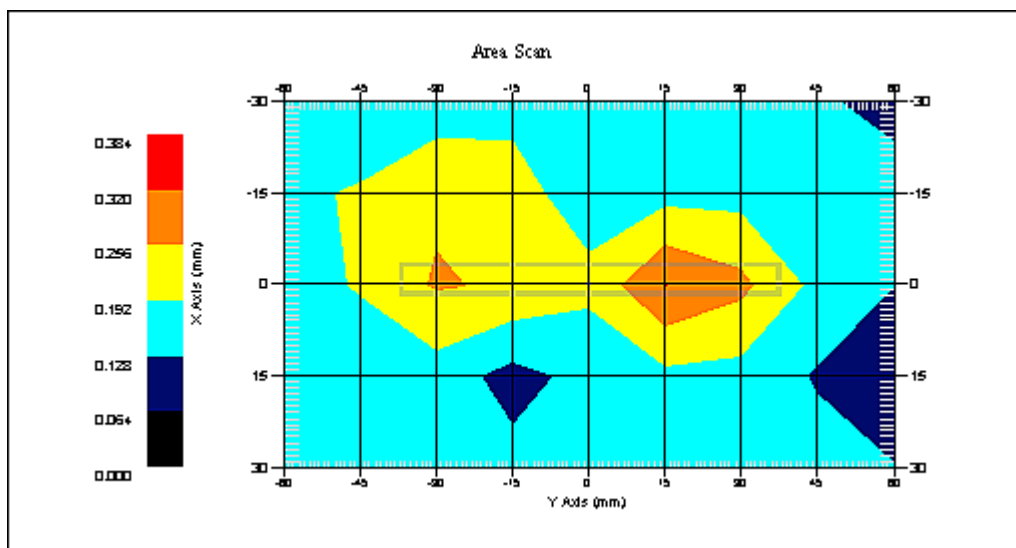
Name : Probe E030-001 - RFEL  
Model : E030  
Type : E-Field Triangle  
Serial No. : E030-001  
Last Calib. Date : 15-Jul-2011  
Frequency : 5200.00 MHz  
Duty Cycle Factor: 1  
Conversion Factor: 6.7  
Probe Sensitivity: 1.20 1.20 1.20  $\mu\text{V}/(\text{V}/\text{m})^2$   
Compression Point: 95.00 mV  
Offset : 0.56 mm

### Measurement Data

Crest Factor : 1  
Scan Type : Complete  
Tissue Temp. : 20.00 °C  
Ambient Temp. : 23.00 °C  
Set-up Date : 05-Nov-2011  
Set-up Time : 6:22:26 AM  
Area Scan : 5x9x1 : Measurement x=15mm, y=15mm, z=4mm  
Zoom Scan : 7x7x10 : Measurement x=4mm, y=4mm, z=2.5mm

### Other Data

DUT Position : Side D  
Separation : 13 mm  
Channel : Mid



1 gram SAR value : 0.308 W/kg  
10 gram SAR value : 0.205 W/kg  
Area Scan Peak SAR : 0.321 W/kg  
Zoom Scan Peak SAR : 0.560 W/kg



**SAR Test Report**

By Operator : Jay  
Measurement Date : 05-Nov-2011  
Starting Time : 05-Nov-2011 04:22:44 PM  
End Time : 05-Nov-2011 04:47:39 PM  
Scanning Time : 1495 secs

## Product Data

Device Name : Intel Corporation  
Serial No. : 0015005A196C  
Mode : 802.11a  
Model : Intel® Centrino® Ultimate-N 6300 (Model 633ANHMMW&633ABHU)  
Frequency : 5300.00 MHz  
Max. Transmit Pwr : 0.049 W  
Drift Time : 0 min(s)  
Length : 8 mm  
Width : 40 mm  
Depth : 75 mm  
Antenna Type : Internal - Chain A  
Orientation : Side E  
Power Drift-Start : 0.278 W/kg  
Power Drift-Finish: 0.275 W/kg  
Power Drift (%) : -1.782

## Phantom Data

Name : APREL-Uni  
Type : Uni-Phantom  
Size (mm) : 280 x 280 x 200  
Serial No. : System Default  
Location : Center  
Description : Uni-Phantom

## Tissue Data

Type : BODY  
Serial No. : 5300  
Frequency : 5300.00 MHz  
Last Calib. Date : 05-Nov-2011  
Temperature : 20.00 °C  
Ambient Temp. : 23.00 °C  
Humidity : 45.00 RH%  
Epsilon : 47.96 F/m  
Sigma : 5.47 S/m  
Density : 1000.00 kg/cu. m

## Probe Data

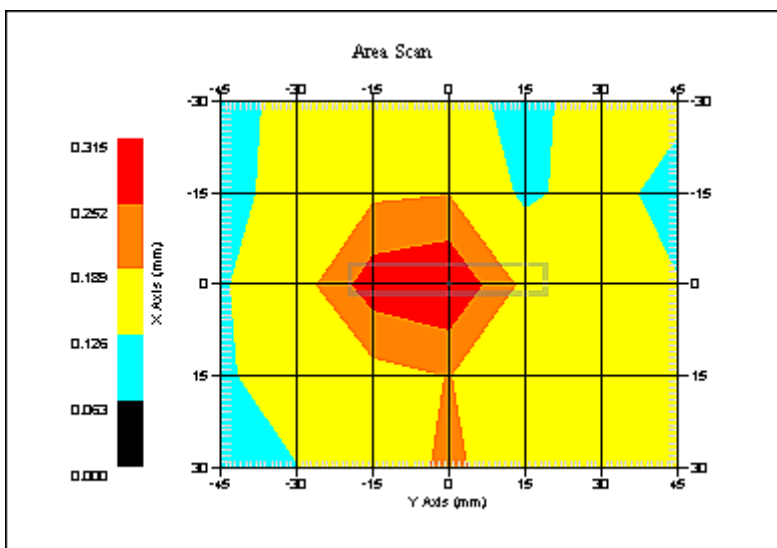
Name : Probe E030-001 - RFEL  
Model : E030  
Type : E-Field Triangle  
Serial No. : E030-001  
Last Calib. Date : 15-Jul-2011  
Frequency : 5200.00 MHz  
Duty Cycle Factor: 1  
Conversion Factor: 6.7  
Probe Sensitivity: 1.20 1.20 1.20  $\mu\text{V}/(\text{V}/\text{m})^2$   
Compression Point: 95.00 mV  
Offset : 0.56 mm

Measurement Data

Crest Factor : 1  
Scan Type : Complete  
Tissue Temp. : 20.00 °C  
Ambient Temp. : 23.00 °C  
Set-up Date : 05-Nov-2011  
Set-up Time : 6:22:26 AM  
Area Scan : 5x7x1 : Measurement x=15mm, y=15mm, z=4mm  
Zoom Scan : 7x7x10 : Measurement x=4mm, y=4mm, z=2.5mm

Other Data

DUT Position : Side E  
Separation : 13 mm  
Channel : Mid



1 gram SAR value : 0.259 W/kg  
10 gram SAR value : 0.187 W/kg  
Area Scan Peak SAR : 0.313 W/kg  
Zoom Scan Peak SAR : 0.330 W/kg

**SAR Test Report**

By Operator : Jay  
Measurement Date : 05-Nov-2011  
Starting Time : 05-Nov-2011 11:05:37 PM  
End Time : 05-Nov-2011 11:32:37 PM  
Scanning Time : 1620 secs

## Product Data

Device Name : Intel Corporation  
Serial No. : 0015005A196C  
Mode : 802.11a  
Model : Intel® Centrino® Ultimate-N 6300 (Model 633ANHMMW&633ABHU)  
Frequency : 5300.00 MHz  
Max. Transmit Pwr : 0.049 W  
Drift Time : 0 min(s)  
Length : 8 mm  
Width : 75 mm  
Depth : 40 mm  
Antenna Type : Internal - Chain A  
Orientation : Side F  
Power Drift-Start : 0.227 W/kg  
Power Drift-Finish: 0.223 W/kg  
Power Drift (%) : -1.768

## Phantom Data

Name : APREL-Uni  
Type : Uni-Phantom  
Size (mm) : 280 x 280 x 200  
Serial No. : System Default  
Location : Center  
Description : Uni-Phantom

## Tissue Data

Type : BODY  
Serial No. : 5300  
Frequency : 5300.00 MHz  
Last Calib. Date : 05-Nov-2011  
Temperature : 20.00 °C  
Ambient Temp. : 23.00 °C  
Humidity : 45.00 RH%  
Epsilon : 47.96 F/m  
Sigma : 5.47 S/m  
Density : 1000.00 kg/cu. m

## Probe Data

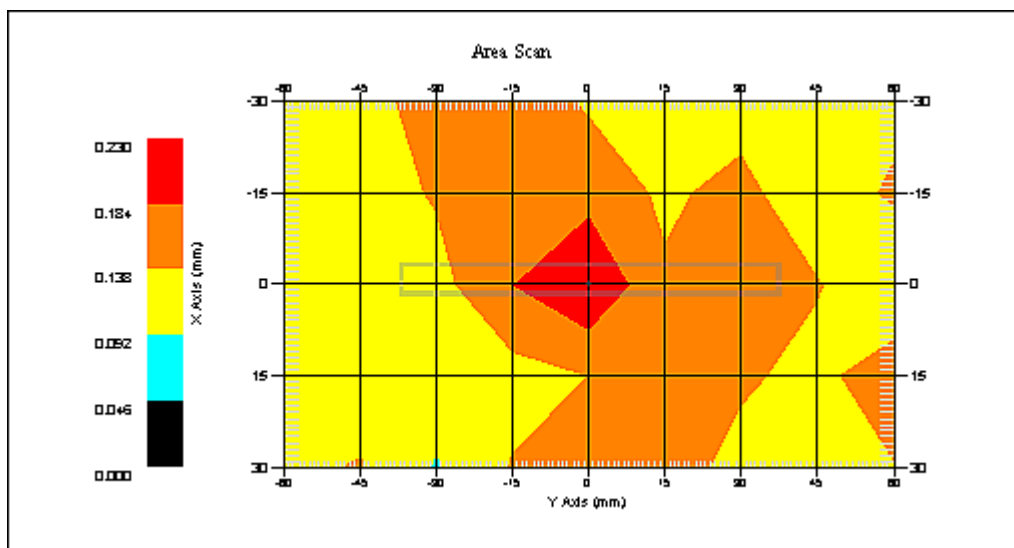
Name : Probe E030-001 - RFEL  
Model : E030  
Type : E-Field Triangle  
Serial No. : E030-001  
Last Calib. Date : 15-Jul-2011  
Frequency : 5200.00 MHz  
Duty Cycle Factor: 1  
Conversion Factor: 6.7  
Probe Sensitivity: 1.20 1.20 1.20  $\mu\text{V}/(\text{V}/\text{m})^2$   
Compression Point: 95.00 mV  
Offset : 0.56 mm

### Measurement Data

Crest Factor : 1  
Scan Type : Complete  
Tissue Temp. : 20.00 °C  
Ambient Temp. : 23.00 °C  
Set-up Date : 05-Nov-2011  
Set-up Time : 6:22:26 AM  
Area Scan : 5x9x1 : Measurement x=15mm, y=15mm, z=4mm  
Zoom Scan : 7x7x10 : Measurement x=4mm, y=4mm, z=2.5mm

### Other Data

DUT Position : Side F  
Separation : 13 mm  
Channel : Mid



1 gram SAR value : 0.214 W/kg  
10 gram SAR value : 0.158 W/kg  
Area Scan Peak SAR : 0.229 W/kg  
Zoom Scan Peak SAR : 0.330 W/kg

**SAR Test Report**

By Operator : Jay  
Measurement Date : 04-Nov-2011  
Starting Time : 04-Nov-2011 08:36:42 PM  
End Time : 04-Nov-2011 09:03:51 PM  
Scanning Time : 1629 secs

## Product Data

Device Name : Intel Corporation  
Serial No. : 0015005A196C  
Mode : 802.11a  
Model : Intel® Centrino® Ultimate-N 6300 (Model 633ANHMMW&633ABHU)  
Frequency : 5300.00 MHz  
Max. Transmit Pwr : 0.049 W  
Drift Time : 0 min(s)  
Length : 40 mm  
Width : 75 mm  
Depth : 8 mm  
Antenna Type : Internal - Chain B  
Orientation : Side A  
Power Drift-Start : 0.258 W/kg  
Power Drift-Finish: 0.252 W/kg  
Power Drift (%) : -2.274

## Phantom Data

Name : APREL-Uni  
Type : Uni-Phantom  
Size (mm) : 280 x 280 x 200  
Serial No. : System Default  
Location : Center  
Description : Uni-Phantom

## Tissue Data

Type : BODY  
Serial No. : 5300  
Frequency : 5300.00 MHz  
Last Calib. Date : 04-Nov-2011  
Temperature : 20.00 °C  
Ambient Temp. : 23.00 °C  
Humidity : 45.00 RH%  
Epsilon : 47.34 F/m  
Sigma : 5.52 S/m  
Density : 1000.00 kg/cu. m

## Probe Data

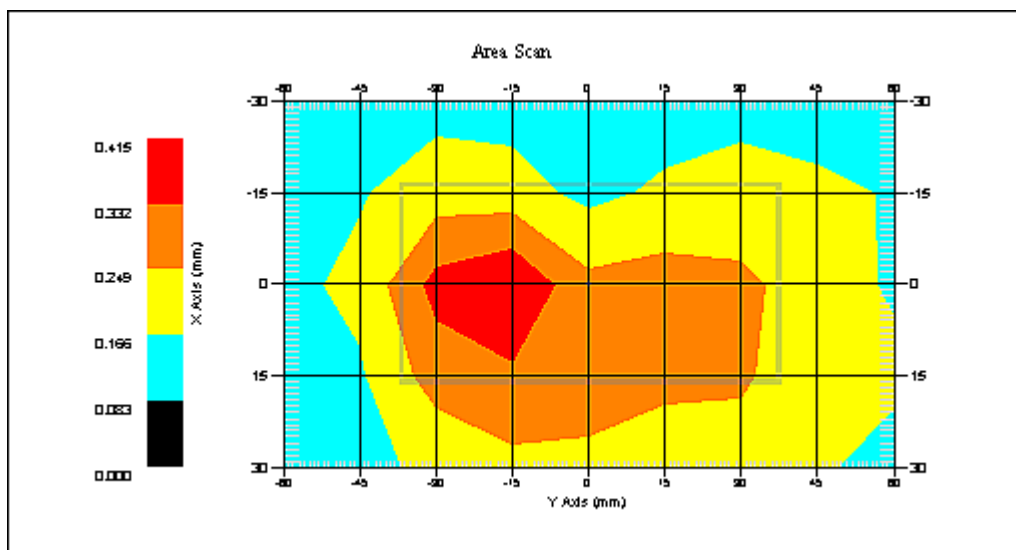
Name : Probe E030-001 - RFEL  
Model : E030  
Type : E-Field Triangle  
Serial No. : E030-001  
Last Calib. Date : 15-Jul-2011  
Frequency : 5200.00 MHz  
Duty Cycle Factor: 1  
Conversion Factor: 6.7  
Probe Sensitivity: 1.20 1.20 1.20  $\mu\text{V}/(\text{V}/\text{m})^2$   
Compression Point: 95.00 mV  
Offset : 0.56 mm

### Measurement Data

Crest Factor : 1  
Scan Type : Complete  
Tissue Temp. : 20.00 °C  
Ambient Temp. : 23.00 °C  
Set-up Date : 04-Nov-2011  
Set-up Time : 9:46:08 AM  
Area Scan : 5x9x1 : Measurement x=15mm, y=15mm, z=4mm  
Zoom Scan : 7x7x10 : Measurement x=4mm, y=4mm, z=2.5mm

### Other Data

DUT Position : Side A  
Separation : 13 mm  
Channel : Mid



1 gram SAR value : 0.381 W/kg  
10 gram SAR value : 0.254 W/kg  
Area Scan Peak SAR : 0.413 W/kg  
Zoom Scan Peak SAR : 0.520 W/kg

**SAR Test Report**

By Operator : Jay  
Measurement Date : 05-Nov-2011  
Starting Time : 05-Nov-2011 08:25:51 AM  
End Time : 05-Nov-2011 08:52:54 AM  
Scanning Time : 1623 secs

## Product Data

Device Name : Intel Corporation  
Serial No. : 0015005A196C  
Mode : 802.11a  
Model : Intel® Centrino® Ultimate-N 6300 (Model 633ANHMMW&633ABHU)  
Frequency : 5300.00 MHz  
Max. Transmit Pwr : 0.049 W  
Drift Time : 0 min(s)  
Length : 40 mm  
Width : 75 mm  
Depth : 8 mm  
Antenna Type : Internal - Chain B  
Orientation : Side B  
Power Drift-Start : 0.242 W/kg  
Power Drift-Finish: 0.239 W/kg  
Power Drift (%) : -1.239

## Phantom Data

Name : APREL-Uni  
Type : Uni-Phantom  
Size (mm) : 280 x 280 x 200  
Serial No. : System Default  
Location : Center  
Description : Uni-Phantom

## Tissue Data

Type : BODY  
Serial No. : 5300  
Frequency : 5300.00 MHz  
Last Calib. Date : 05-Nov-2011  
Temperature : 20.00 °C  
Ambient Temp. : 23.00 °C  
Humidity : 45.00 RH%  
Epsilon : 47.96 F/m  
Sigma : 5.47 S/m  
Density : 1000.00 kg/cu. m

## Probe Data

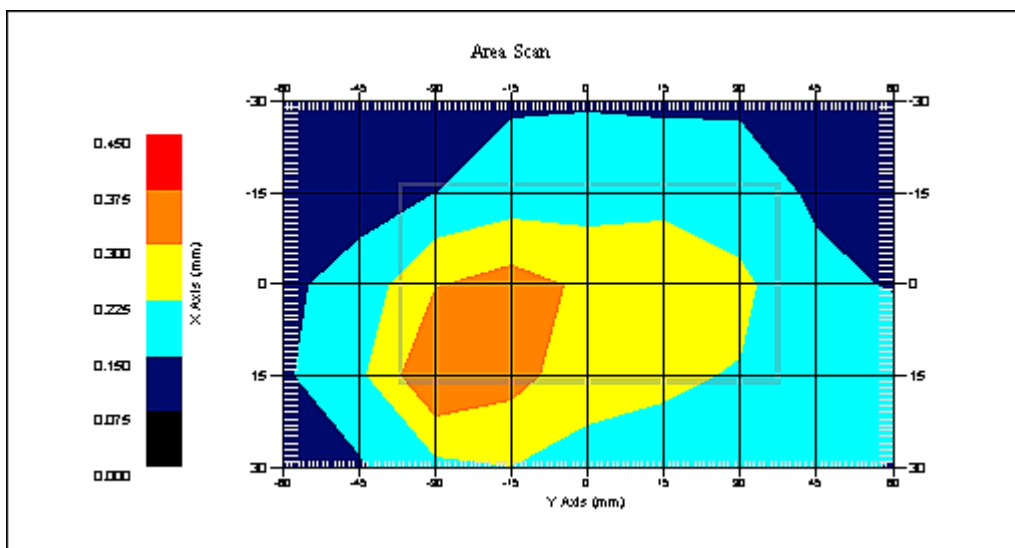
Name : Probe E030-001 - RFEL  
Model : E030  
Type : E-Field Triangle  
Serial No. : E030-001  
Last Calib. Date : 15-Jul-2011  
Frequency : 5200.00 MHz  
Duty Cycle Factor: 1  
Conversion Factor: 6.7  
Probe Sensitivity: 1.20 1.20 1.20  $\mu\text{V}/(\text{V}/\text{m})^2$   
Compression Point: 95.00 mV  
Offset : 0.56 mm

### Measurement Data

Crest Factor : 1  
Scan Type : Complete  
Tissue Temp. : 20.00 °C  
Ambient Temp. : 23.00 °C  
Set-up Date : 05-Nov-2011  
Set-up Time : 9:46:08 AM  
Area Scan : 5x9x1 : Measurement x=15mm, y=15mm, z=4mm  
Zoom Scan : 7x7x10 : Measurement x=4mm, y=4mm, z=2.5mm

### Other Data

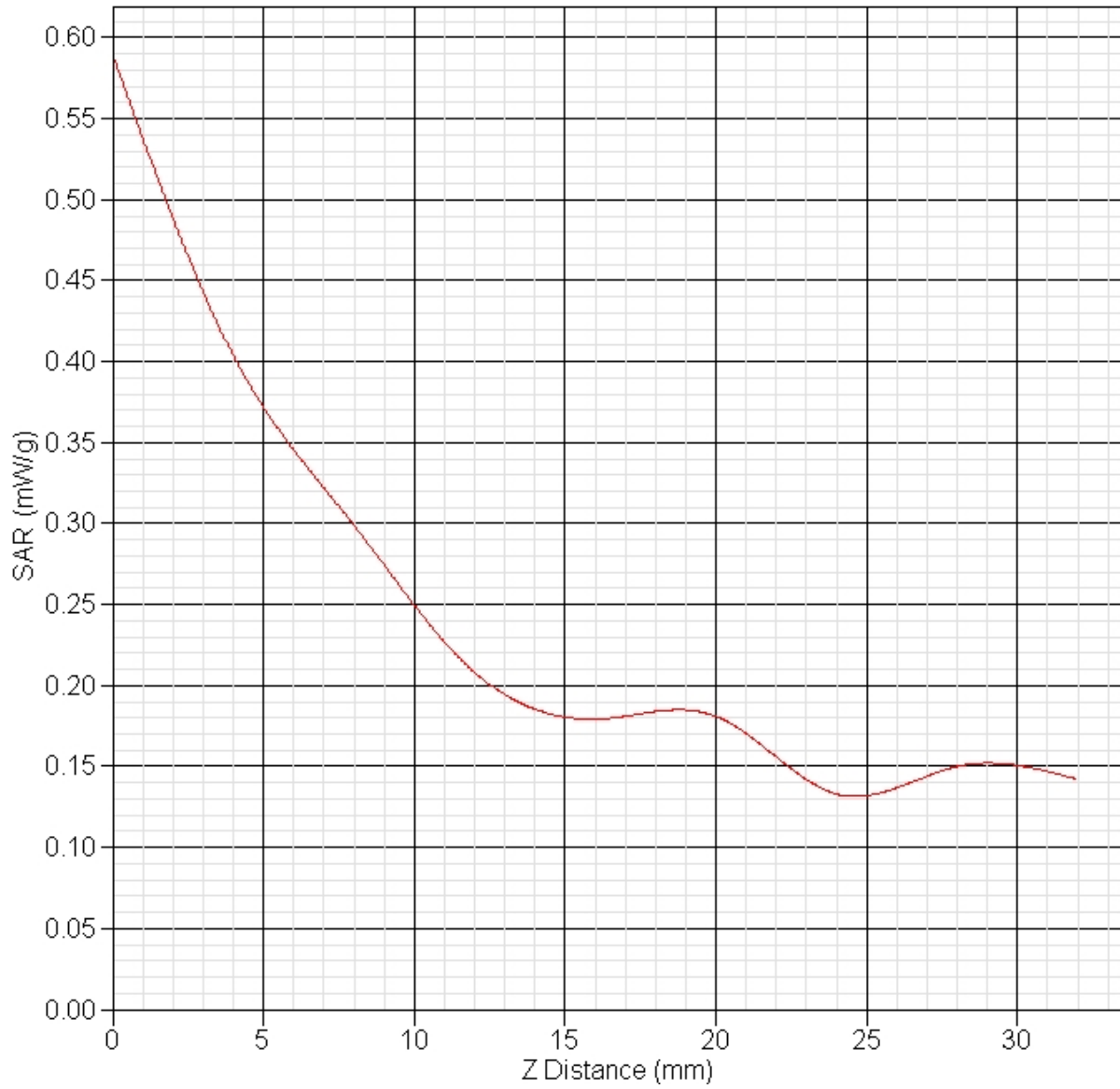
DUT Position : Side B  
Separation : 13 mm  
Channel : Mid



1 gram SAR value : 0.384 W/kg  
10 gram SAR value : 0.258 W/kg  
Area Scan Peak SAR : 0.376 W/kg  
Zoom Scan Peak SAR : 0.590 W/kg



**SAR-Z Axis**  
at Hotspot x:7.08 y:-21.95



**SAR Test Report**

By Operator : Jay  
Measurement Date : 05-Nov-2011  
Starting Time : 05-Nov-2011 10:46:25 AM  
End Time : 05-Nov-2011 11:11:17 AM  
Scanning Time : 1492 secs

## Product Data

Device Name : Intel Corporation  
Serial No. : 0015005A196C  
Mode : 802.11a  
Model : Intel® Centrino® Ultimate-N 6300 (Model 633ANHMMW&633ABHU)  
Frequency : 5300.00 MHz  
Max. Transmit Pwr : 0.049 W  
Drift Time : 0 min(s)  
Length : 8 mm  
Width : 40 mm  
Depth : 75 mm  
Antenna Type : Internal - Chain B  
Orientation : Side C  
Power Drift-Start : 0.362 W/kg  
Power Drift-Finish: 0.372 W/kg  
Power Drift (%) : 2.761

## Phantom Data

Name : APREL-Uni  
Type : Uni-Phantom  
Size (mm) : 280 x 280 x 200  
Serial No. : System Default  
Location : Center  
Description : Uni-Phantom

## Tissue Data

Type : BODY  
Serial No. : 5300  
Frequency : 5300.00 MHz  
Last Calib. Date : 05-Nov-2011  
Temperature : 20.00 °C  
Ambient Temp. : 23.00 °C  
Humidity : 45.00 RH%  
Epsilon : 47.96 F/m  
Sigma : 5.47 S/m  
Density : 1000.00 kg/cu. m

## Probe Data

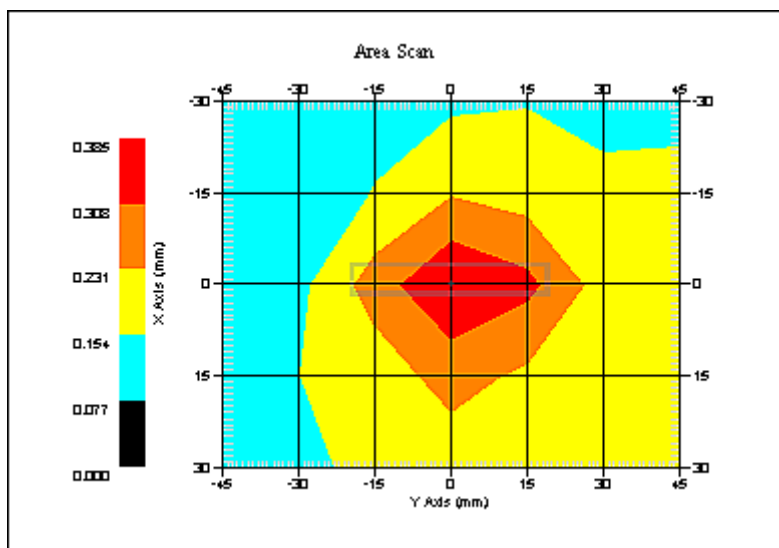
Name : Probe E030-001 - RFEL  
Model : E030  
Type : E-Field Triangle  
Serial No. : E030-001  
Last Calib. Date : 15-Jul-2011  
Frequency : 5200.00 MHz  
Duty Cycle Factor: 1  
Conversion Factor: 6.7  
Probe Sensitivity: 1.20 1.20 1.20  $\mu\text{V}/(\text{V}/\text{m})^2$   
Compression Point: 95.00 mV  
Offset : 0.56 mm

### Measurement Data

Crest Factor : 1  
Scan Type : Complete  
Tissue Temp. : 20.00 °C  
Ambient Temp. : 23.00 °C  
Set-up Date : 05-Nov-2011  
Set-up Time : 6:19:34 AM  
Area Scan : 5x7x1 : Measurement x=15mm, y=15mm, z=4mm  
Zoom Scan : 7x7x10 : Measurement x=4mm, y=4mm, z=2.5mm

### Other Data

DUT Position : Side C  
Separation : 13 mm  
Channel : Mid



1 gram SAR value : 0.339 W/kg  
10 gram SAR value : 0.238 W/kg  
Area Scan Peak SAR : 0.383 W/kg  
Zoom Scan Peak SAR : 0.520 W/kg

**SAR Test Report**

By Operator : Jay  
Measurement Date : 05-Nov-2011  
Starting Time : 05-Nov-2011 06:43:22 PM  
End Time : 05-Nov-2011 07:20:26 PM  
Scanning Time : 2224 secs

## Product Data

Device Name : Intel Corporation  
Serial No. : 0015005A196C  
Mode : 802.11a  
Model : Intel® Centrino® Ultimate-N 6300 (Model 633ANHMMW&633ABHU)  
Frequency : 5300.00 MHz  
Max. Transmit Pwr : 0.049 W  
Drift Time : 0 min(s)  
Length : 8 mm  
Width : 75 mm  
Depth : 40 mm  
Antenna Type : Internal - Chain B  
Orientation : Side D  
Power Drift-Start : 0.176 W/kg  
Power Drift-Finish: 0.171 W/kg  
Power Drift (%) : -2.867

## Phantom Data

Name : APREL-Uni  
Type : Uni-Phantom  
Size (mm) : 280 x 280 x 200  
Serial No. : System Default  
Location : Center  
Description : Uni-Phantom

## Tissue Data

Type : BODY  
Serial No. : 5300  
Frequency : 5300.00 MHz  
Last Calib. Date : 05-Nov-2011  
Temperature : 20.00 °C  
Ambient Temp. : 23.00 °C  
Humidity : 45.00 RH%  
Epsilon : 47.96 F/m  
Sigma : 5.47 S/m  
Density : 1000.00 kg/cu. m

## Probe Data

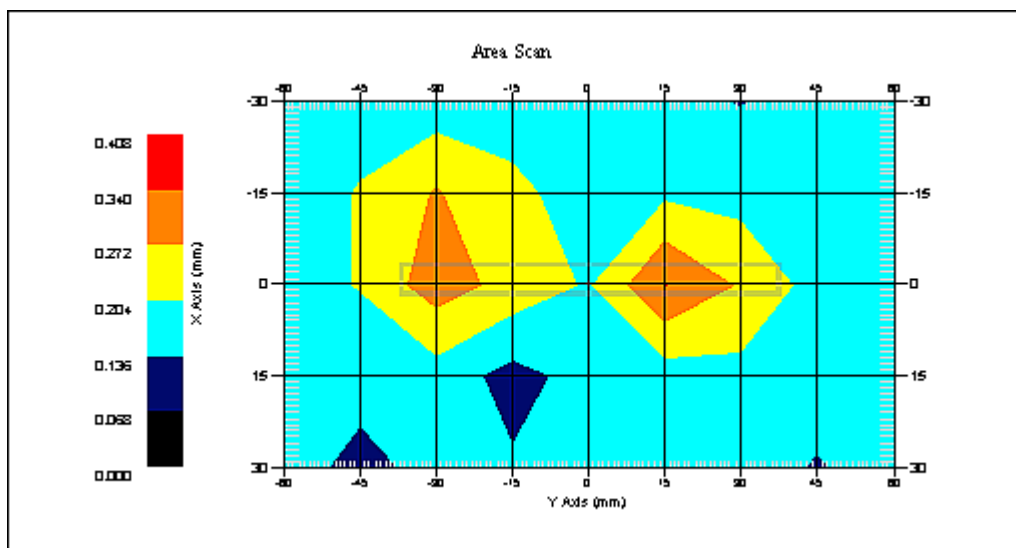
Name : Probe E030-001 - RFEL  
Model : E030  
Type : E-Field Triangle  
Serial No. : E030-001  
Last Calib. Date : 15-Jul-2011  
Frequency : 5200.00 MHz  
Duty Cycle Factor: 1  
Conversion Factor: 6.7  
Probe Sensitivity: 1.20 1.20 1.20  $\mu\text{V}/(\text{V}/\text{m})^2$   
Compression Point: 95.00 mV  
Offset : 0.56 mm

### Measurement Data

Crest Factor : 1  
Scan Type : Complete  
Tissue Temp. : 20.00 °C  
Ambient Temp. : 23.00 °C  
Set-up Date : 05-Nov-2011  
Set-up Time : 6:22:26 AM  
Area Scan : 5x9x1 : Measurement x=15mm, y=15mm, z=4mm  
Zoom Scan : 7x7x10 : Measurement x=4mm, y=4mm, z=2.5mm

### Other Data

DUT Position : Side D  
Separation : 13 mm  
Channel : Mid



1 gram SAR value : 0.319 W/kg  
10 gram SAR value : 0.211 W/kg  
Area Scan Peak SAR : 0.342 W/kg  
Zoom Scan Peak SAR : 0.560 W/kg

**SAR Test Report**

By Operator : Jay  
Measurement Date : 05-Nov-2011  
Starting Time : 05-Nov-2011 03:55:51 PM  
End Time : 05-Nov-2011 04:20:57 PM  
Scanning Time : 1506 secs

## Product Data

Device Name : Intel Corporation  
Serial No. : 0015005A196C  
Mode : 802.11a  
Model : Intel® Centrino® Ultimate-N 6300 (Model 633ANHMMW&633ABHU)  
Frequency : 5300.00 MHz  
Max. Transmit Pwr : 0.049 W  
Drift Time : 0 min(s)  
Length : 8 mm  
Width : 40 mm  
Depth : 75 mm  
Antenna Type : Internal - Chain B  
Orientation : Side E  
Power Drift-Start : 0.308 W/kg  
Power Drift-Finish: 0.308 W/kg  
Power Drift (%) : 0.354

## Phantom Data

Name : APREL-Uni  
Type : Uni-Phantom  
Size (mm) : 280 x 280 x 200  
Serial No. : System Default  
Location : Center  
Description : Uni-Phantom

## Tissue Data

Type : BODY  
Serial No. : 5300  
Frequency : 5300.00 MHz  
Last Calib. Date : 05-Nov-2011  
Temperature : 20.00 °C  
Ambient Temp. : 23.00 °C  
Humidity : 45.00 RH%  
Epsilon : 47.96 F/m  
Sigma : 5.47 S/m  
Density : 1000.00 kg/cu. m

## Probe Data

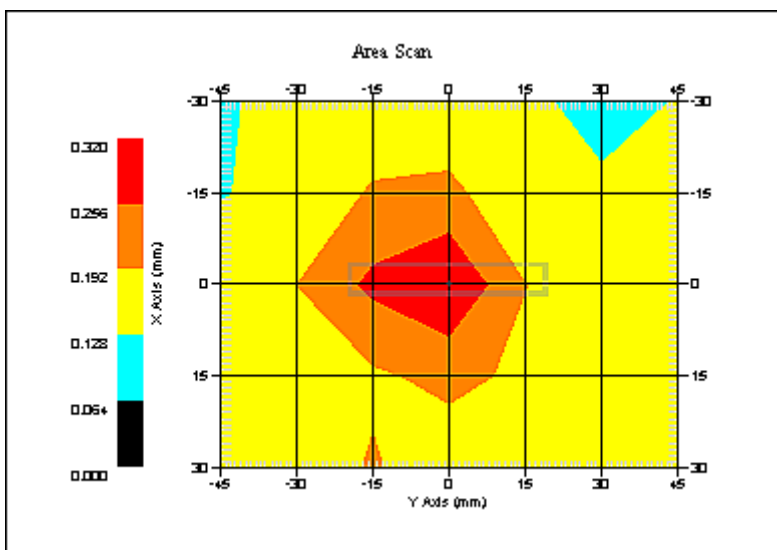
Name : Probe E030-001 - RFEL  
Model : E030  
Type : E-Field Triangle  
Serial No. : E030-001  
Last Calib. Date : 15-Jul-2011  
Frequency : 5200.00 MHz  
Duty Cycle Factor: 1  
Conversion Factor: 6.7  
Probe Sensitivity: 1.20 1.20 1.20  $\mu\text{V}/(\text{V}/\text{m})^2$   
Compression Point: 95.00 mV  
Offset : 0.56 mm

### Measurement Data

Crest Factor : 1  
Scan Type : Complete  
Tissue Temp. : 20.00 °C  
Ambient Temp. : 23.00 °C  
Set-up Date : 05-Nov-2011  
Set-up Time : 6:22:26 AM  
Area Scan : 5x7x1 : Measurement x=15mm, y=15mm, z=4mm  
Zoom Scan : 7x7x10 : Measurement x=4mm, y=4mm, z=2.5mm

### Other Data

DUT Position : Side E  
Separation : 13 mm  
Channel : Mid



1 gram SAR value : 0.287 W/kg  
10 gram SAR value : 0.201 W/kg  
Area Scan Peak SAR : 0.319 W/kg  
Zoom Scan Peak SAR : 0.430 W/kg

**SAR Test Report**

By Operator : Jay  
Measurement Date : 05-Nov-2011  
Starting Time : 05-Nov-2011 10:36:53 PM  
End Time : 05-Nov-2011 11:03:57 PM  
Scanning Time : 1624 secs

## Product Data

Device Name : Intel Corporation  
Serial No. : 0015005A196C  
Mode : 802.11a  
Model : Intel® Centrino® Ultimate-N 6300 (Model 633ANHMMW&633ABHU)  
Frequency : 5300.00 MHz  
Max. Transmit Pwr : 0.049 W  
Drift Time : 0 min(s)  
Length : 8 mm  
Width : 75 mm  
Depth : 40 mm  
Antenna Type : Internal - Chain B  
Orientation : Side F  
Power Drift-Start : 0.224 W/kg  
Power Drift-Finish: 0.219 W/kg  
Power Drift (%) : -2.235

## Phantom Data

Name : APREL-Uni  
Type : Uni-Phantom  
Size (mm) : 280 x 280 x 200  
Serial No. : System Default  
Location : Center  
Description : Uni-Phantom

## Tissue Data

Type : BODY  
Serial No. : 5300  
Frequency : 5300.00 MHz  
Last Calib. Date : 05-Nov-2011  
Temperature : 20.00 °C  
Ambient Temp. : 23.00 °C  
Humidity : 45.00 RH%  
Epsilon : 47.96 F/m  
Sigma : 5.47 S/m  
Density : 1000.00 kg/cu. m

## Probe Data

Name : Probe E030-001 - RFEL  
Model : E030  
Type : E-Field Triangle  
Serial No. : E030-001  
Last Calib. Date : 15-Jul-2011  
Frequency : 5200.00 MHz  
Duty Cycle Factor: 1  
Conversion Factor: 6.7  
Probe Sensitivity: 1.20 1.20 1.20  $\mu\text{V}/(\text{V}/\text{m})^2$   
Compression Point: 95.00 mV  
Offset : 0.56 mm

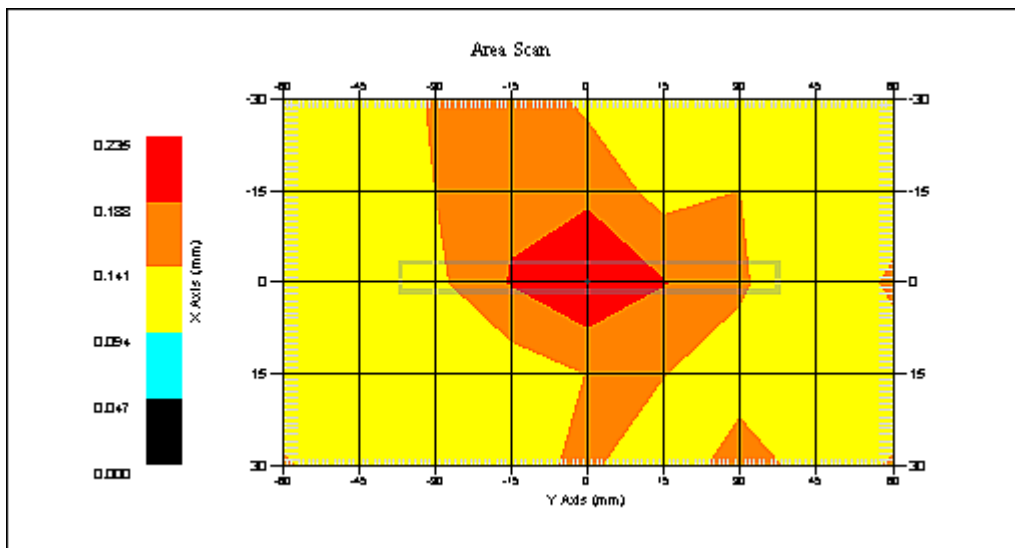


### Measurement Data

Crest Factor : 1  
Scan Type : Complete  
Tissue Temp. : 20.00 °C  
Ambient Temp. : 23.00 °C  
Set-up Date : 05-Nov-2011  
Set-up Time : 6:22:26 AM  
Area Scan : 5x9x1 : Measurement x=15mm, y=15mm, z=4mm  
Zoom Scan : 7x7x10 : Measurement x=4mm, y=4mm, z=2.5mm

### Other Data

DUT Position : Side F  
Separation : 13 mm  
Channel : Mid



1 gram SAR value : 0.192 W/kg  
10 gram SAR value : 0.139 W/kg  
Area Scan Peak SAR : 0.234 W/kg  
Zoom Scan Peak SAR : 0.330 W/kg

**SAR Test Report**

By Operator : Jay  
Measurement Date : 04-Nov-2011  
Starting Time : 04-Nov-2011 10:04:02 PM  
End Time : 04-Nov-2011 10:31:00 PM  
Scanning Time : 1618 secs

## Product Data

Device Name : Intel Corporation  
Serial No. : 0015005A196C  
Mode : 802.11a  
Model : Intel® Centrino® Ultimate-N 6300 (Model 633ANHMMW&633ABHU)  
Frequency : 5300.00 MHz  
Max. Transmit Pwr : 0.049 W  
Drift Time : 0 min(s)  
Length : 40 mm  
Width : 75 mm  
Depth : 8 mm  
Antenna Type : Internal - Chain C  
Orientation : Side A  
Power Drift-Start : 0.222 W/kg  
Power Drift-Finish: 0.225 W/kg  
Power Drift (%) : 1.359

## Phantom Data

Name : APREL-Uni  
Type : Uni-Phantom  
Size (mm) : 280 x 280 x 200  
Serial No. : System Default  
Location : Center  
Description : Uni-Phantom

## Tissue Data

Type : BODY  
Serial No. : 5300  
Frequency : 5300.00 MHz  
Last Calib. Date : 04-Nov-2011  
Temperature : 20.00 °C  
Ambient Temp. : 23.00 °C  
Humidity : 45.00 RH%  
Epsilon : 47.34 F/m  
Sigma : 5.52 S/m  
Density : 1000.00 kg/cu. m

## Probe Data

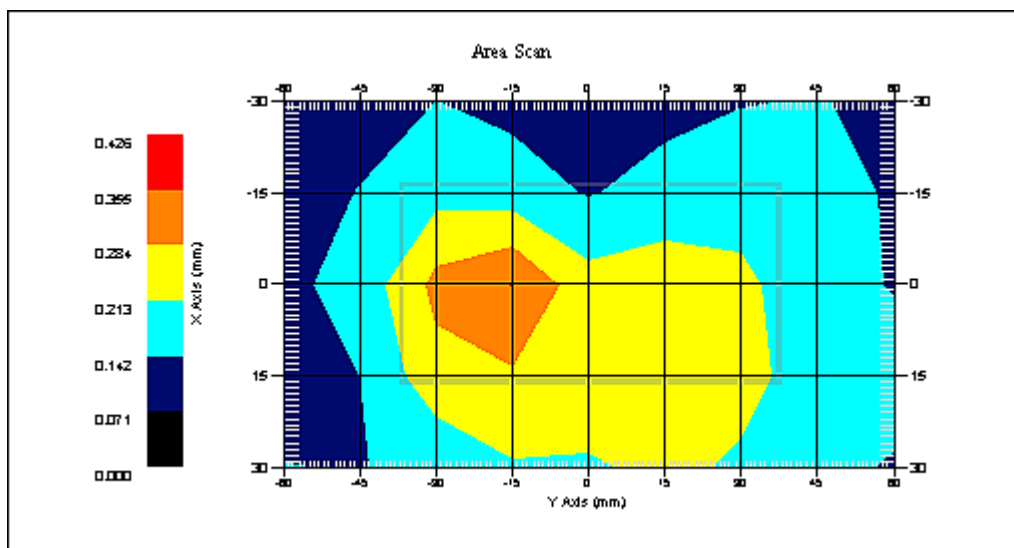
Name : Probe E030-001 - RFEL  
Model : E030  
Type : E-Field Triangle  
Serial No. : E030-001  
Last Calib. Date : 15-Jul-2011  
Frequency : 5200.00 MHz  
Duty Cycle Factor: 1  
Conversion Factor: 6.7  
Probe Sensitivity: 1.20 1.20 1.20  $\mu\text{V}/(\text{V}/\text{m})^2$   
Compression Point: 95.00 mV  
Offset : 0.56 mm

### Measurement Data

Crest Factor : 1  
Scan Type : Complete  
Tissue Temp. : 20.00 °C  
Ambient Temp. : 23.00 °C  
Set-up Date : 04-Nov-2011  
Set-up Time : 9:46:08 AM  
Area Scan : 5x9x1 : Measurement x=15mm, y=15mm, z=4mm  
Zoom Scan : 7x7x10 : Measurement x=4mm, y=4mm, z=2.5mm

### Other Data

DUT Position : Side A  
Separation : 13 mm  
Channel : Mid



1 gram SAR value : 0.335 W/kg  
10 gram SAR value : 0.233 W/kg  
Area Scan Peak SAR : 0.356 W/kg  
Zoom Scan Peak SAR : 0.460 W/kg

**SAR Test Report**

By Operator : Jay  
Measurement Date : 05-Nov-2011  
Starting Time : 05-Nov-2011 06:47:29 AM  
End Time : 05-Nov-2011 07:14:34 AM  
Scanning Time : 1625 secs

## Product Data

Device Name : Intel Corporation  
Serial No. : 0015005A196C  
Mode : 802.11a  
Model : Intel® Centrino® Ultimate-N 6300 (Model 633ANHMMW&633ABHU)  
Frequency : 5300.00 MHz  
Max. Transmit Pwr : 0.049 W  
Drift Time : 0 min(s)  
Length : 40 mm  
Width : 75 mm  
Depth : 8 mm  
Antenna Type : Internal- Chain C  
Orientation : Side B  
Power Drift-Start : 0.221 W/kg  
Power Drift-Finish: 0.225 W/kg  
Power Drift (%) : 1.802

## Phantom Data

Name : APREL-Uni  
Type : Uni-Phantom  
Size (mm) : 280 x 280 x 200  
Serial No. : System Default  
Location : Center  
Description : Uni-Phantom

## Tissue Data

Type : BODY  
Serial No. : 5300  
Frequency : 5300.00 MHz  
Last Calib. Date : 05-Nov-2011  
Temperature : 20.00 °C  
Ambient Temp. : 23.00 °C  
Humidity : 45.00 RH%  
Epsilon : 47.96 F/m  
Sigma : 5.47 S/m  
Density : 1000.00 kg/cu. m

## Probe Data

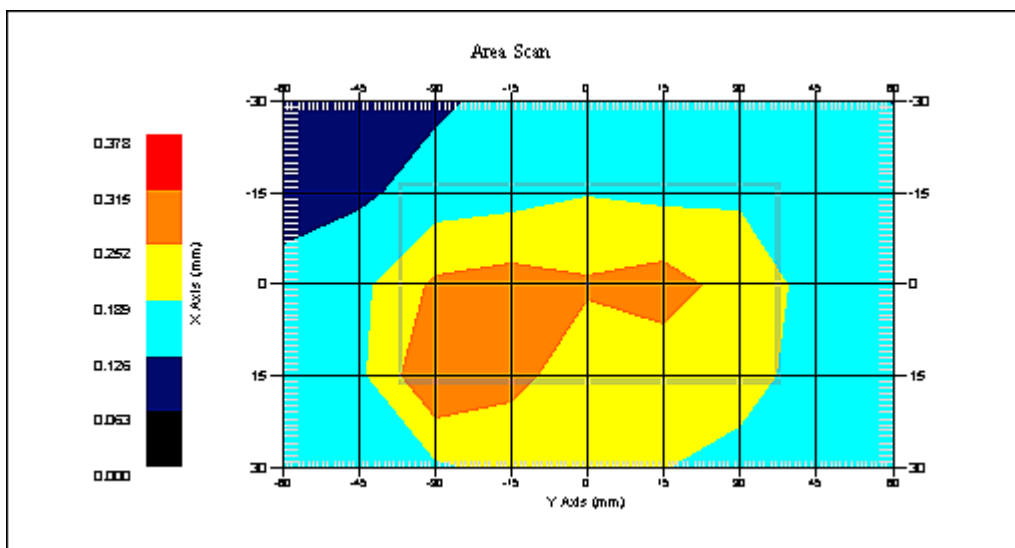
Name : Probe E030-001 - RFEL  
Model : E030  
Type : E-Field Triangle  
Serial No. : E030-001  
Last Calib. Date : 15-Jul-2011  
Frequency : 5200.00 MHz  
Duty Cycle Factor: 1  
Conversion Factor: 6.7  
Probe Sensitivity: 1.20 1.20 1.20  $\mu\text{V}/(\text{V}/\text{m})^2$   
Compression Point: 95.00 mV  
Offset : 0.56 mm

### Measurement Data

Crest Factor : 1  
Scan Type : Complete  
Tissue Temp. : 20.00 °C  
Ambient Temp. : 23.00 °C  
Set-up Date : 05-Nov-2011  
Set-up Time : 9:46:08 AM  
Area Scan : 5x9x1 : Measurement x=15mm, y=15mm, z=4mm  
Zoom Scan : 7x7x10 : Measurement x=4mm, y=4mm, z=2.5mm

### Other Data

DUT Position : Side B  
Separation : 13 mm  
Channel : Mid



1 gram SAR value : 0.314 W/kg  
10 gram SAR value : 0.219 W/kg  
Area Scan Peak SAR : 0.316 W/kg  
Zoom Scan Peak SAR : 0.470 W/kg

**SAR Test Report**

By Operator : Jay  
Measurement Date : 05-Nov-2011  
Starting Time : 05-Nov-2011 12:07:19 PM  
End Time : 05-Nov-2011 12:32:15 PM  
Scanning Time : 1496 secs

## Product Data

Device Name : Intel Corporation  
Serial No. : 0015005A196C  
Mode : 802.11a  
Model : Intel® Centrino® Ultimate-N 6300 (Model 633ANHMMW&633ABHU)  
Frequency : 5300.00 MHz  
Max. Transmit Pwr : 0.049 W  
Drift Time : 0 min(s)  
Length : 8 mm  
Width : 40 mm  
Depth : 75 mm  
Antenna Type : Internal - Chain C  
Orientation : Side C  
Power Drift-Start : 0.326 W/kg  
Power Drift-Finish: 0.324 W/kg  
Power Drift (%) : -0.756

## Phantom Data

Name : APREL-Uni  
Type : Uni-Phantom  
Size (mm) : 280 x 280 x 200  
Serial No. : System Default  
Location : Center  
Description : Uni-Phantom

## Tissue Data

Type : BODY  
Serial No. : 5300  
Frequency : 5300.00 MHz  
Last Calib. Date : 05-Nov-2011  
Temperature : 20.00 °C  
Ambient Temp. : 23.00 °C  
Humidity : 45.00 RH%  
Epsilon : 47.96 F/m  
Sigma : 5.47 S/m  
Density : 1000.00 kg/cu. m

## Probe Data

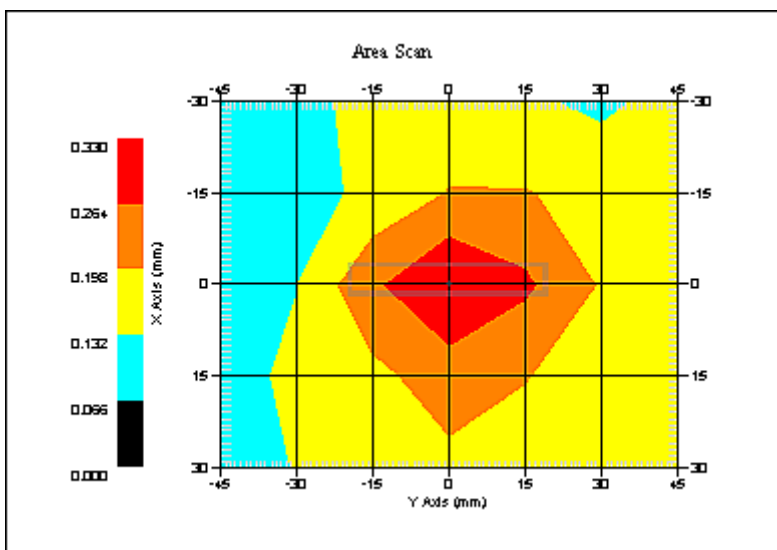
Name : Probe E030-001 - RFEL  
Model : E030  
Type : E-Field Triangle  
Serial No. : E030-001  
Last Calib. Date : 15-Jul-2011  
Frequency : 5200.00 MHz  
Duty Cycle Factor: 1  
Conversion Factor: 6.7  
Probe Sensitivity: 1.20 1.20 1.20  $\mu\text{V}/(\text{V}/\text{m})^2$   
Compression Point: 95.00 mV  
Offset : 0.56 mm

Measurement Data

Crest Factor : 1  
Scan Type : Complete  
Tissue Temp. : 20.00 °C  
Ambient Temp. : 23.00 °C  
Set-up Date : 05-Nov-2011  
Set-up Time : 6:19:34 AM  
Area Scan : 5x7x1 : Measurement x=15mm, y=15mm, z=4mm  
Zoom Scan : 7x7x10 : Measurement x=4mm, y=4mm, z=2.5mm

Other Data

DUT Position : Side C  
Separation : 13 mm  
Channel : Mid



1 gram SAR value : 0.304 W/kg  
10 gram SAR value : 0.223 W/kg  
Area Scan Peak SAR : 0.328 W/kg  
Zoom Scan Peak SAR : 0.400 W/kg

**SAR Test Report**

By Operator : Jay  
Measurement Date : 05-Nov-2011  
Starting Time : 05-Nov-2011 08:30:22 PM  
End Time : 05-Nov-2011 09:07:15 PM  
Scanning Time : 2213 secs

## Product Data

Device Name : Intel Corporation  
Serial No. : 0015005A196C  
Mode : 802.11a  
Model : Intel® Centrino® Ultimate-N 6300 (Model 633ANHMMW&633ABHU)  
Frequency : 5300.00 MHz  
Max. Transmit Pwr : 0.049 W  
Drift Time : 0 min(s)  
Length : 8 mm  
Width : 75 mm  
Depth : 40 mm  
Antenna Type : Internal - Chain C  
Orientation : Side D  
Power Drift-Start : 0.162 W/kg  
Power Drift-Finish: 0.158 W/kg  
Power Drift (%) : -2.215

## Phantom Data

Name : APREL-Uni  
Type : Uni-Phantom  
Size (mm) : 280 x 280 x 200  
Serial No. : System Default  
Location : Center  
Description : Uni-Phantom

## Tissue Data

Type : BODY  
Serial No. : 5300  
Frequency : 5300.00 MHz  
Last Calib. Date : 05-Nov-2011  
Temperature : 20.00 °C  
Ambient Temp. : 23.00 °C  
Humidity : 45.00 RH%  
Epsilon : 47.96 F/m  
Sigma : 5.47 S/m  
Density : 1000.00 kg/cu. m

## Probe Data

Name : Probe E030-001 - RFEL  
Model : E030  
Type : E-Field Triangle  
Serial No. : E030-001  
Last Calib. Date : 15-Jul-2011  
Frequency : 5200.00 MHz  
Duty Cycle Factor: 1  
Conversion Factor: 6.7  
Probe Sensitivity: 1.20 1.20 1.20  $\mu\text{V}/(\text{V}/\text{m})^2$   
Compression Point: 95.00 mV  
Offset : 0.56 mm

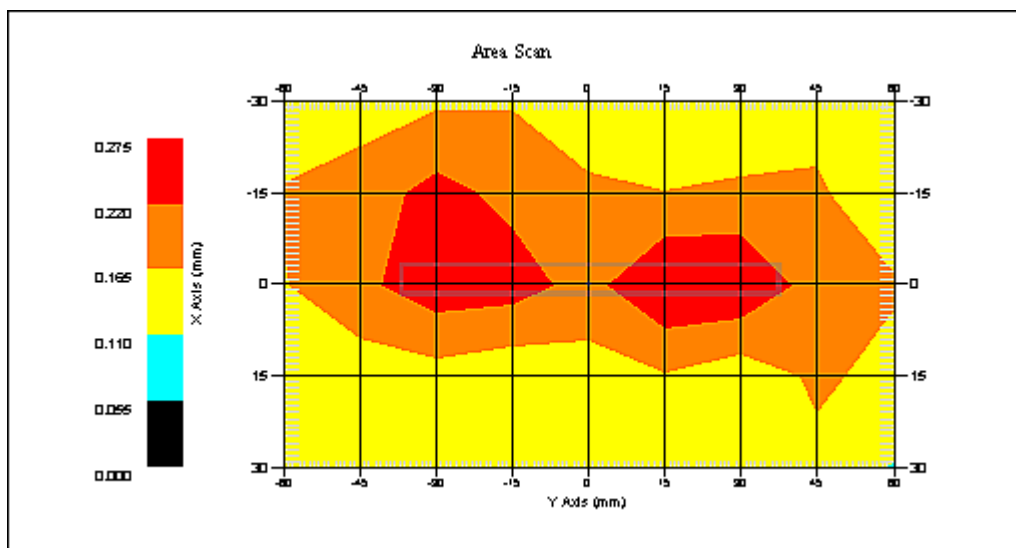


### Measurement Data

Crest Factor : 1  
Scan Type : Complete  
Tissue Temp. : 20.00 °C  
Ambient Temp. : 23.00 °C  
Set-up Date : 05-Nov-2011  
Set-up Time : 6:22:26 AM  
Area Scan : 5x9x1 : Measurement x=15mm, y=15mm, z=4mm  
Zoom Scan : 7x7x10 : Measurement x=4mm, y=4mm, z=2.5mm

### Other Data

DUT Position : Side D  
Separation : 13 mm  
Channel : Mid



1 gram SAR value : 0.242 W/kg  
10 gram SAR value : 0.173 W/kg  
Area Scan Peak SAR : 0.275 W/kg  
Zoom Scan Peak SAR : 0.400 W/kg

**SAR Test Report**

By Operator : Jay  
Measurement Date : 05-Nov-2011  
Starting Time : 05-Nov-2011 12:34:40 PM  
End Time : 05-Nov-2011 12:59:31 PM  
Scanning Time : 1491 secs

## Product Data

Device Name : Intel Corporation  
Serial No. : 0015005A196C  
Mode : 802.11a  
Model : Intel® Centrino® Ultimate-N 6300 (Model 633ANHMMW&633ABHU)  
Frequency : 5300.00 MHz  
Max. Transmit Pwr : 0.049 W  
Drift Time : 0 min(s)  
Length : 8 mm  
Width : 40 mm  
Depth : 75 mm  
Antenna Type : Internal - Chain C  
Orientation : Side E  
Power Drift-Start : 0.285 W/kg  
Power Drift-Finish: 0.282 W/kg  
Power Drift (%) : -1.059

## Phantom Data

Name : APREL-Uni  
Type : Uni-Phantom  
Size (mm) : 280 x 280 x 200  
Serial No. : System Default  
Location : Center  
Description : Uni-Phantom

## Tissue Data

Type : BODY  
Serial No. : 5300  
Frequency : 5300.00 MHz  
Last Calib. Date : 05-Nov-2011  
Temperature : 20.00 °C  
Ambient Temp. : 23.00 °C  
Humidity : 45.00 RH%  
Epsilon : 47.96 F/m  
Sigma : 5.47 S/m  
Density : 1000.00 kg/cu. m

## Probe Data

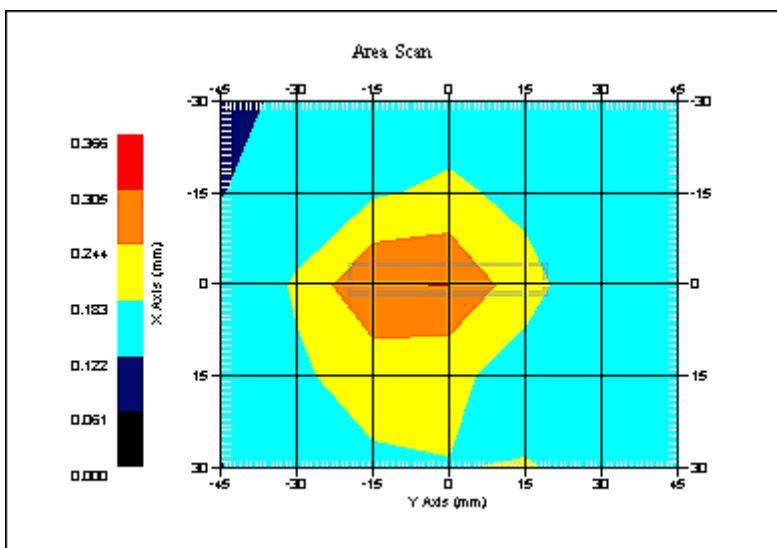
Name : Probe E030-001 - RFEL  
Model : E030  
Type : E-Field Triangle  
Serial No. : E030-001  
Last Calib. Date : 15-Jul-2011  
Frequency : 5200.00 MHz  
Duty Cycle Factor: 1  
Conversion Factor: 6.7  
Probe Sensitivity: 1.20 1.20 1.20  $\mu\text{V}/(\text{V}/\text{m})^2$   
Compression Point: 95.00 mV  
Offset : 0.56 mm

Measurement Data

Crest Factor : 1  
Scan Type : Complete  
Tissue Temp. : 20.00 °C  
Ambient Temp. : 23.00 °C  
Set-up Date : 05-Nov-2011  
Set-up Time : 6:19:34 AM  
Area Scan : 5x7x1 : Measurement x=15mm, y=15mm, z=4mm  
Zoom Scan : 7x7x10 : Measurement x=4mm, y=4mm, z=2.5mm

Other Data

DUT Position : Side E  
Separation : 13 mm  
Channel : Mid



1 gram SAR value : 0.296 W/kg  
10 gram SAR value : 0.213 W/kg  
Area Scan Peak SAR : 0.306 W/kg  
Zoom Scan Peak SAR : 0.470 W/kg

**SAR Test Report**

By Operator : Jay  
Measurement Date : 05-Nov-2011  
Starting Time : 05-Nov-2011 09:09:35 PM  
End Time : 05-Nov-2011 09:36:29 PM  
Scanning Time : 1614 secs

## Product Data

Device Name : Intel Corporation  
Serial No. : 0015005A196C  
Mode : 802.11a  
Model : Intel® Centrino® Ultimate-N 6300 (Model 633ANHMMW&633ABHU)  
Frequency : 5300.00 MHz  
Max. Transmit Pwr : 0.049 W  
Drift Time : 0 min(s)  
Length : 8 mm  
Width : 75 mm  
Depth : 40 mm  
Antenna Type : Internal - Chain C  
Orientation : Side F  
Power Drift-Start : 0.157 W/kg  
Power Drift-Finish: 0.156 W/kg  
Power Drift (%) : -0.634

## Phantom Data

Name : APREL-Uni  
Type : Uni-Phantom  
Size (mm) : 280 x 280 x 200  
Serial No. : System Default  
Location : Center  
Description : Uni-Phantom

## Tissue Data

Type : BODY  
Serial No. : 5300  
Frequency : 5300.00 MHz  
Last Calib. Date : 05-Nov-2011  
Temperature : 20.00 °C  
Ambient Temp. : 23.00 °C  
Humidity : 45.00 RH%  
Epsilon : 47.96 F/m  
Sigma : 5.47 S/m  
Density : 1000.00 kg/cu. m

## Probe Data

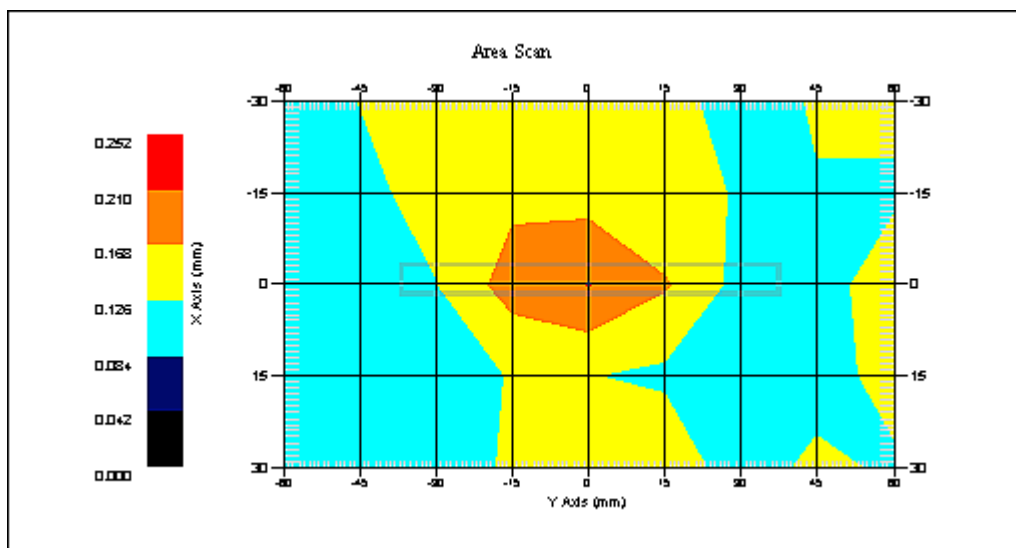
Name : Probe E030-001 - RFEL  
Model : E030  
Type : E-Field Triangle  
Serial No. : E030-001  
Last Calib. Date : 15-Jul-2011  
Frequency : 5200.00 MHz  
Duty Cycle Factor: 1  
Conversion Factor: 6.7  
Probe Sensitivity: 1.20 1.20 1.20  $\mu\text{V}/(\text{V}/\text{m})^2$   
Compression Point: 95.00 mV  
Offset : 0.56 mm

### Measurement Data

Crest Factor : 1  
Scan Type : Complete  
Tissue Temp. : 20.00 °C  
Ambient Temp. : 23.00 °C  
Set-up Date : 05-Nov-2011  
Set-up Time : 6:22:26 AM  
Area Scan : 5x9x1 : Measurement x=15mm, y=15mm, z=4mm  
Zoom Scan : 7x7x10 : Measurement x=4mm, y=4mm, z=2.5mm

### Other Data

DUT Position : Side F  
Separation : 13 mm  
Channel : Mid



1 gram SAR value : 0.196 W/kg  
10 gram SAR value : 0.153 W/kg  
Area Scan Peak SAR : 0.211 W/kg  
Zoom Scan Peak SAR : 0.250 W/kg

**SAR Test Report**

By Operator : Jay  
Measurement Date : 07-Nov-2011  
Starting Time : 07-Nov-2011 01:07:31 PM  
End Time : 07-Nov-2011 01:34:31 PM  
Scanning Time : 1620 secs

## Product Data

Device Name : Intel Corporation  
Serial No. : 0015005A196C  
Mode : 802.11a  
Model : Intel® Centrino® Ultimate-N 6300 (Model 633ANHMMW&633ABHU)  
Frequency : 5620.00 MHz  
Max. Transmit Pwr : 0.05 W  
Drift Time : 0 min(s)  
Length : 40 mm  
Width : 75 mm  
Depth : 8 mm  
Antenna Type : Internal - Chain A  
Orientation : Side A  
Power Drift-Start : 0.250 W/kg  
Power Drift-Finish: 0.247 W/kg  
Power Drift (%) : -1.208

## Phantom Data

Name : APREL-Uni  
Type : Uni-Phantom  
Size (mm) : 280 x 280 x 200  
Serial No. : System Default  
Location : Center  
Description : Uni-Phantom

## Tissue Data

Type : BODY  
Serial No. : 5620  
Frequency : 5620.00 MHz  
Last Calib. Date : 07-Nov-2011  
Temperature : 20.00 °C  
Ambient Temp. : 23.00 °C  
Humidity : 45.00 RH%  
Epsilon : 48.06 F/m  
Sigma : 5.85 S/m  
Density : 1000.00 kg/cu. m

## Probe Data

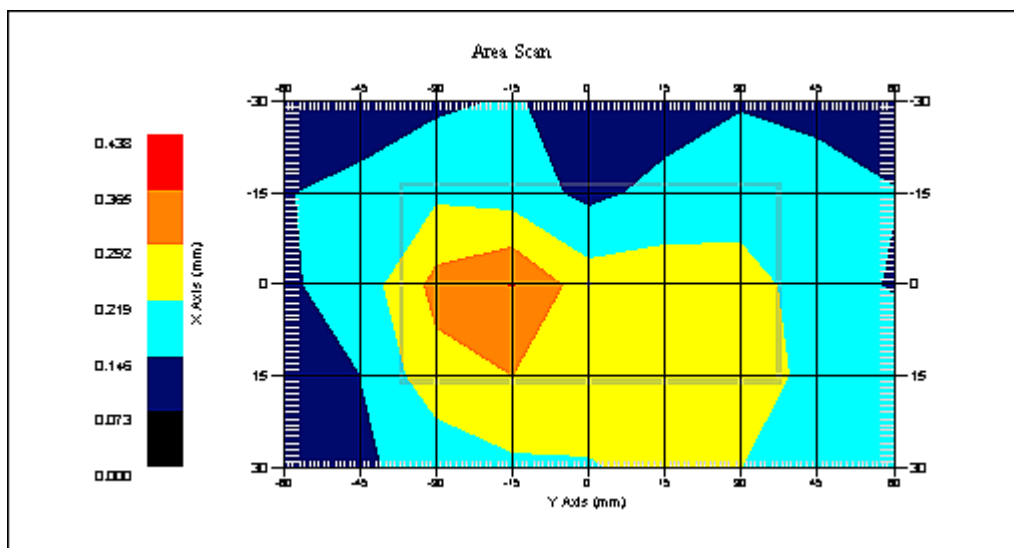
Name : Probe E030-001 - RFEL  
Model : E030  
Type : E-Field Triangle  
Serial No. : E030-001  
Last Calib. Date : 15-Jul-2011  
Frequency : 5600.00 MHz  
Duty Cycle Factor: 1  
Conversion Factor: 6.3  
Probe Sensitivity: 1.20 1.20 1.20  $\mu\text{V}/(\text{V}/\text{m})^2$   
Compression Point: 95.00 mV  
Offset : 0.56 mm

### Measurement Data

Crest Factor : 1  
Scan Type : Complete  
Tissue Temp. : 20.00 °C  
Ambient Temp. : 23.00 °C  
Set-up Date : 07-Nov-2011  
Set-up Time : 6:26:51 AM  
Area Scan : 5x9x1 : Measurement x=15mm, y=15mm, z=4mm  
Zoom Scan : 7x7x10 : Measurement x=4mm, y=4mm, z=2.5mm

### Other Data

DUT Position : Side A  
Separation : 13 mm  
Channel : Mid



1 gram SAR value : 0.348 W/kg  
10 gram SAR value : 0.239 W/kg  
Area Scan Peak SAR : 0.367 W/kg  
Zoom Scan Peak SAR : 0.470 W/kg

**SAR Test Report**

By Operator : Jay  
Measurement Date : 07-Nov-2011  
Starting Time : 07-Nov-2011 03:43:29 PM  
End Time : 07-Nov-2011 04:10:36 PM  
Scanning Time : 1627 secs

## Product Data

Device Name : Intel Corporation  
Serial No. : 0015005A196C  
Mode : 802.11a  
Model : Intel® Centrino® Ultimate-N 6300 (Model 633ANHMMW&633ABHU)  
Frequency : 5620.00 MHz  
Max. Transmit Pwr : 0.05 W  
Drift Time : 0 min(s)  
Length : 40 mm  
Width : 75 mm  
Depth : 8 mm  
Antenna Type : Internal - Chain A  
Orientation : Side B  
Power Drift-Start : 0.244 W/kg  
Power Drift-Finish: 0.249 W/kg  
Power Drift (%) : 1.868

## Phantom Data

Name : APREL-Uni  
Type : Uni-Phantom  
Size (mm) : 280 x 280 x 200  
Serial No. : System Default  
Location : Center  
Description : Uni-Phantom

## Tissue Data

Type : BODY  
Serial No. : 5620  
Frequency : 5620.00 MHz  
Last Calib. Date : 07-Nov-2011  
Temperature : 20.00 °C  
Ambient Temp. : 23.00 °C  
Humidity : 45.00 RH%  
Epsilon : 48.06 F/m  
Sigma : 5.85 S/m  
Density : 1000.00 kg/cu. m

## Probe Data

Name : Probe E030-001 - RFEL  
Model : E030  
Type : E-Field Triangle  
Serial No. : E030-001  
Last Calib. Date : 15-Jul-2011  
Frequency : 5600.00 MHz  
Duty Cycle Factor: 1  
Conversion Factor: 6.3  
Probe Sensitivity: 1.20 1.20 1.20  $\mu\text{V}/(\text{V}/\text{m})^2$   
Compression Point: 95.00 mV  
Offset : 0.56 mm

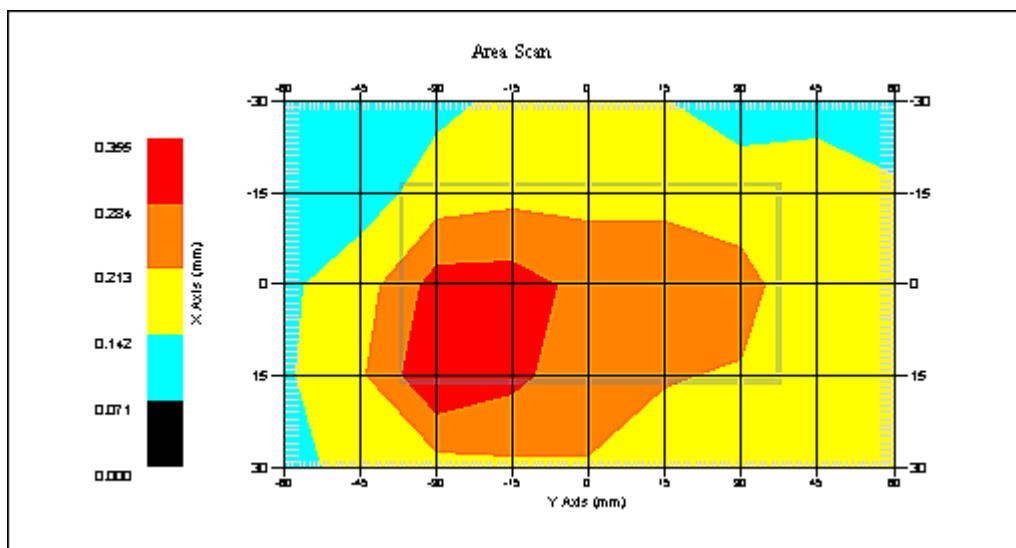


### Measurement Data

Crest Factor : 1  
Scan Type : Complete  
Tissue Temp. : 20.00 °C  
Ambient Temp. : 23.00 °C  
Set-up Date : 07-Nov-2011  
Set-up Time : 6:26:51 AM  
Area Scan : 5x9x1 : Measurement x=15mm, y=15mm, z=4mm  
Zoom Scan : 7x7x10 : Measurement x=4mm, y=4mm, z=2.5mm

### Other Data

DUT Position : Side B  
Separation : 13 mm  
Channel : Mid



1 gram SAR value : 0.371 W/kg  
10 gram SAR value : 0.247 W/kg  
Area Scan Peak SAR : 0.353 W/kg  
Zoom Scan Peak SAR : 0.550 W/kg

**SAR Test Report**

By Operator : Jay  
Measurement Date : 07-Nov-2011  
Starting Time : 07-Nov-2011 04:12:25 PM  
End Time : 07-Nov-2011 04:37:34 PM  
Scanning Time : 1509 secs

## Product Data

Device Name : Intel Corporation  
Serial No. : 0015005A196C  
Mode : 802.11a  
Model : Intel® Centrino® Ultimate-N 6300 (Model 633ANHMMW&633ABHU)  
Frequency : 5620.00 MHz  
Max. Transmit Pwr : 0.05 W  
Drift Time : 0 min(s)  
Length : 8 mm  
Width : 40 mm  
Depth : 75 mm  
Antenna Type : Internal - Chain A  
Orientation : Side C  
Power Drift-Start : 0.349 W/kg  
Power Drift-Finish: 0.355 W/kg  
Power Drift (%) : 1.920

## Phantom Data

Name : APREL-Uni  
Type : Uni-Phantom  
Size (mm) : 280 x 280 x 200  
Serial No. : System Default  
Location : Center  
Description : Uni-Phantom

## Tissue Data

Type : BODY  
Serial No. : 5620  
Frequency : 5620.00 MHz  
Last Calib. Date : 07-Nov-2011  
Temperature : 20.00 °C  
Ambient Temp. : 23.00 °C  
Humidity : 45.00 RH%  
Epsilon : 48.06 F/m  
Sigma : 5.85 S/m  
Density : 1000.00 kg/cu. m

## Probe Data

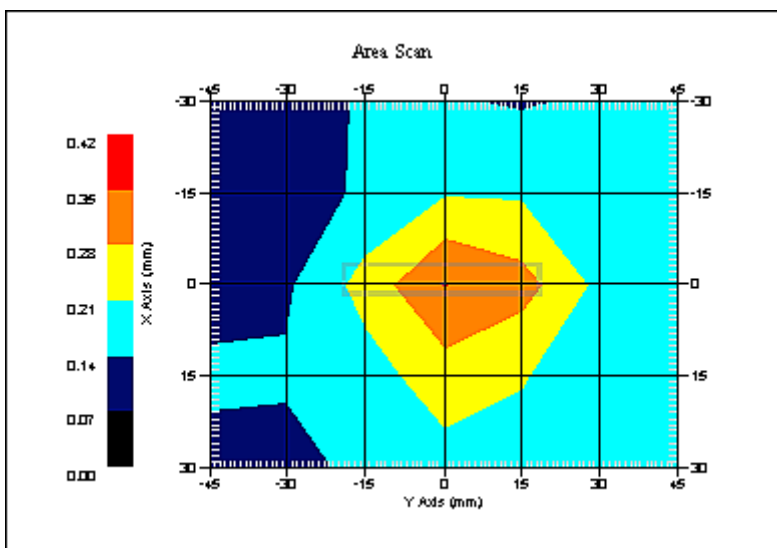
Name : Probe E030-001 - RFEL  
Model : E030  
Type : E-Field Triangle  
Serial No. : E030-001  
Last Calib. Date : 15-Jul-2011  
Frequency : 5600.00 MHz  
Duty Cycle Factor: 1  
Conversion Factor: 6.3  
Probe Sensitivity: 1.20 1.20 1.20  $\mu\text{V}/(\text{V}/\text{m})^2$   
Compression Point: 95.00 mV  
Offset : 0.56 mm

### Measurement Data

Crest Factor : 1  
Scan Type : Complete  
Tissue Temp. : 20.00 °C  
Ambient Temp. : 23.00 °C  
Set-up Date : 07-Nov-2011  
Set-up Time : 6:26:51 AM  
Area Scan : 5x9x1 : Measurement x=15mm, y=15mm, z=4mm  
Zoom Scan : 7x7x10 : Measurement x=4mm, y=4mm, z=2.5mm

### Other Data

DUT Position : Side C  
Separation : 13 mm  
Channel : Mid



1 gram SAR value : 0.336 W/kg  
10 gram SAR value : 0.231 W/kg  
Area Scan Peak SAR : 0.352 W/kg  
Zoom Scan Peak SAR : 0.550 W/kg

**SAR Test Report**

By Operator : Jay  
Measurement Date : 07-Nov-2011  
Starting Time : 07-Nov-2011 06:54:51 PM  
End Time : 07-Nov-2011 07:31:53 PM  
Scanning Time : 2222 secs

## Product Data

Device Name : Intel Corporation  
Serial No. : 0015005A196C  
Mode : 802.11a  
Model : Intel® Centrino® Ultimate-N 6300 (Model 633ANHMMW&633ABHU)  
Frequency : 5620.00 MHz  
Max. Transmit Pwr : 0.05 W  
Drift Time : 0 min(s)  
Length : 8 mm  
Width : 75 mm  
Depth : 40 mm  
Antenna Type : Internal - Chain A  
Orientation : Side D  
Power Drift-Start : 0.152 W/kg  
Power Drift-Finish: 0.154 W/kg  
Power Drift (%) : 1.064

## Phantom Data

Name : APREL-Uni  
Type : Uni-Phantom  
Size (mm) : 280 x 280 x 200  
Serial No. : System Default  
Location : Center  
Description : Uni-Phantom

## Tissue Data

Type : BODY  
Serial No. : 5620  
Frequency : 5620.00 MHz  
Last Calib. Date : 07-Nov-2011  
Temperature : 20.00 °C  
Ambient Temp. : 23.00 °C  
Humidity : 45.00 RH%  
Epsilon : 48.06 F/m  
Sigma : 5.85 S/m  
Density : 1000.00 kg/cu. m

## Probe Data

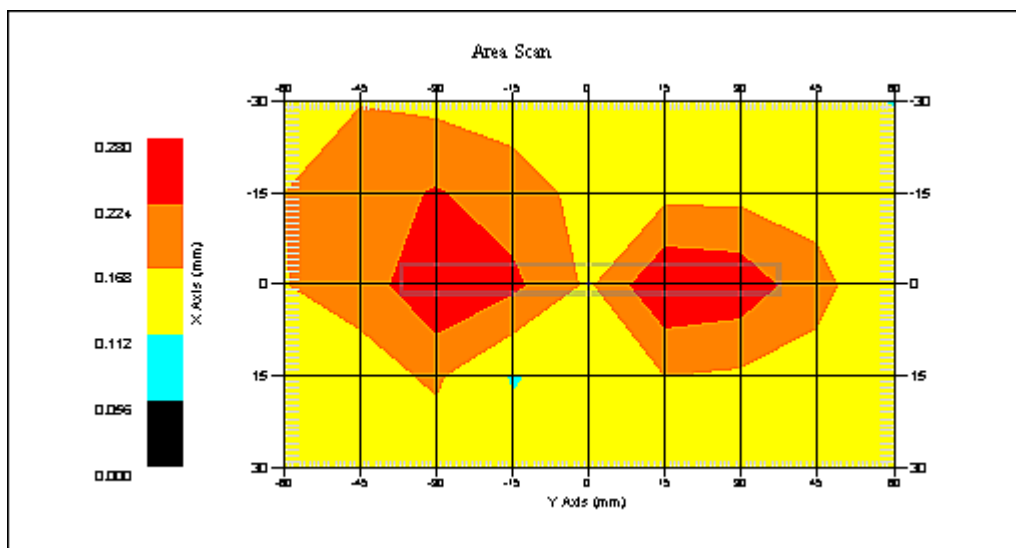
Name : Probe E030-001 - RFEL  
Model : E030  
Type : E-Field Triangle  
Serial No. : E030-001  
Last Calib. Date : 15-Jul-2011  
Frequency : 5600.00 MHz  
Duty Cycle Factor: 1  
Conversion Factor: 6.3  
Probe Sensitivity: 1.20 1.20 1.20  $\mu\text{V}/(\text{V}/\text{m})^2$   
Compression Point: 95.00 mV  
Offset : 0.56 mm

### Measurement Data

Crest Factor : 1  
Scan Type : Complete  
Tissue Temp. : 20.00 °C  
Ambient Temp. : 23.00 °C  
Set-up Date : 07-Nov-2011  
Set-up Time : 6:26:51 AM  
Area Scan : 5x9x1 : Measurement x=15mm, y=15mm, z=4mm  
Zoom Scan : 7x7x10 : Measurement x=4mm, y=4mm, z=2.5mm

### Other Data

DUT Position : Side D  
Separation : 13 mm  
Channel : Mid



1 gram SAR value : 0.262 W/kg  
10 gram SAR value : 0.190 W/kg  
Area Scan Peak SAR : 0.279 W/kg  
Zoom Scan Peak SAR : 0.460 W/kg

**SAR Test Report**

By Operator : Jay  
Measurement Date : 07-Nov-2011  
Starting Time : 07-Nov-2011 06:27:15 PM  
End Time : 07-Nov-2011 06:52:14 PM  
Scanning Time : 1499 secs

## Product Data

Device Name : Intel Corporation  
Serial No. : 0015005A196C  
Mode : 802.11a  
Model : Intel® Centrino® Ultimate-N 6300 (Model 633ANHMMW&633ABHU)  
Frequency : 5620.00 MHz  
Max. Transmit Pwr : 0.05 W  
Drift Time : 0 min(s)  
Length : 8 mm  
Width : 40 mm  
Depth : 75 mm  
Antenna Type : Internal - Chain A  
Orientation : Side E  
Power Drift-Start : 0.274 W/kg  
Power Drift-Finish: 0.270 W/kg  
Power Drift (%) : -1.455

## Phantom Data

Name : APREL-Uni  
Type : Uni-Phantom  
Size (mm) : 280 x 280 x 200  
Serial No. : System Default  
Location : Center  
Description : Uni-Phantom

## Tissue Data

Type : BODY  
Serial No. : 5620  
Frequency : 5620.00 MHz  
Last Calib. Date : 07-Nov-2011  
Temperature : 20.00 °C  
Ambient Temp. : 23.00 °C  
Humidity : 45.00 RH%  
Epsilon : 48.06 F/m  
Sigma : 5.85 S/m  
Density : 1000.00 kg/cu. m

## Probe Data

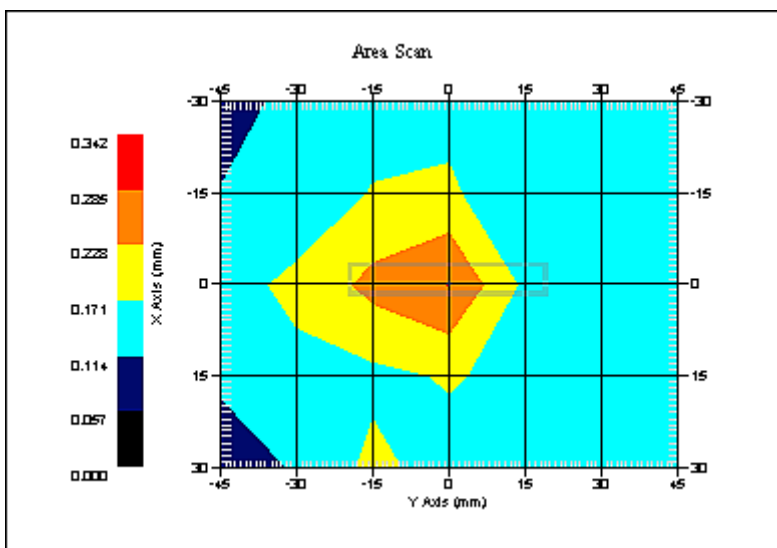
Name : Probe E030-001 - RFEL  
Model : E030  
Type : E-Field Triangle  
Serial No. : E030-001  
Last Calib. Date : 15-Jul-2011  
Frequency : 5600.00 MHz  
Duty Cycle Factor: 1  
Conversion Factor: 6.3  
Probe Sensitivity: 1.20 1.20 1.20  $\mu\text{V}/(\text{V}/\text{m})^2$   
Compression Point: 95.00 mV  
Offset : 0.56 mm

Measurement Data

Crest Factor : 1  
Scan Type : Complete  
Tissue Temp. : 20.00 °C  
Ambient Temp. : 23.00 °C  
Set-up Date : 07-Nov-2011  
Set-up Time : 6:26:51 AM  
Area Scan : 5x9x1 : Measurement x=15mm, y=15mm, z=4mm  
Zoom Scan : 7x7x10 : Measurement x=4mm, y=4mm, z=2.5mm

Other Data

DUT Position : Side E  
Separation : 13 mm  
Channel : Mid



1 gram SAR value : 0.276 W/kg  
10 gram SAR value : 0.191 W/kg  
Area Scan Peak SAR : 0.286 W/kg  
Zoom Scan Peak SAR : 0.430 W/kg

**SAR Test Report**

By Operator : Jay  
Measurement Date : 07-Nov-2011  
Starting Time : 07-Nov-2011 09:53:11 PM  
End Time : 07-Nov-2011 10:20:16 PM  
Scanning Time : 1625 secs

## Product Data

Device Name : Intel Corporation  
Serial No. : 0015005A196C  
Mode : 802.11a  
Model : Intel® Centrino® Ultimate-N 6300 (Model 633ANHMMW&633ABHU)  
Frequency : 5620.00 MHz  
Max. Transmit Pwr : 0.05 W  
Drift Time : 0 min(s)  
Length : 8 mm  
Width : 75 mm  
Depth : 40 mm  
Antenna Type : Internal - Chain A  
Orientation : Side F  
Power Drift-Start : 0.224 W/kg  
Power Drift-Finish: 0.231 W/kg  
Power Drift (%) : 3.122

## Phantom Data

Name : APREL-Uni  
Type : Uni-Phantom  
Size (mm) : 280 x 280 x 200  
Serial No. : System Default  
Location : Center  
Description : Uni-Phantom

## Tissue Data

Type : BODY  
Serial No. : 5620  
Frequency : 5620.00 MHz  
Last Calib. Date : 07-Nov-2011  
Temperature : 20.00 °C  
Ambient Temp. : 23.00 °C  
Humidity : 45.00 RH%  
Epsilon : 48.06 F/m  
Sigma : 5.85 S/m  
Density : 1000.00 kg/cu. m

## Probe Data

Name : Probe E030-001 - RFEL  
Model : E030  
Type : E-Field Triangle  
Serial No. : E030-001  
Last Calib. Date : 15-Jul-2011  
Frequency : 5600.00 MHz  
Duty Cycle Factor: 1  
Conversion Factor: 6.3  
Probe Sensitivity: 1.20 1.20 1.20  $\mu\text{V}/(\text{V}/\text{m})^2$   
Compression Point: 95.00 mV  
Offset : 0.56 mm

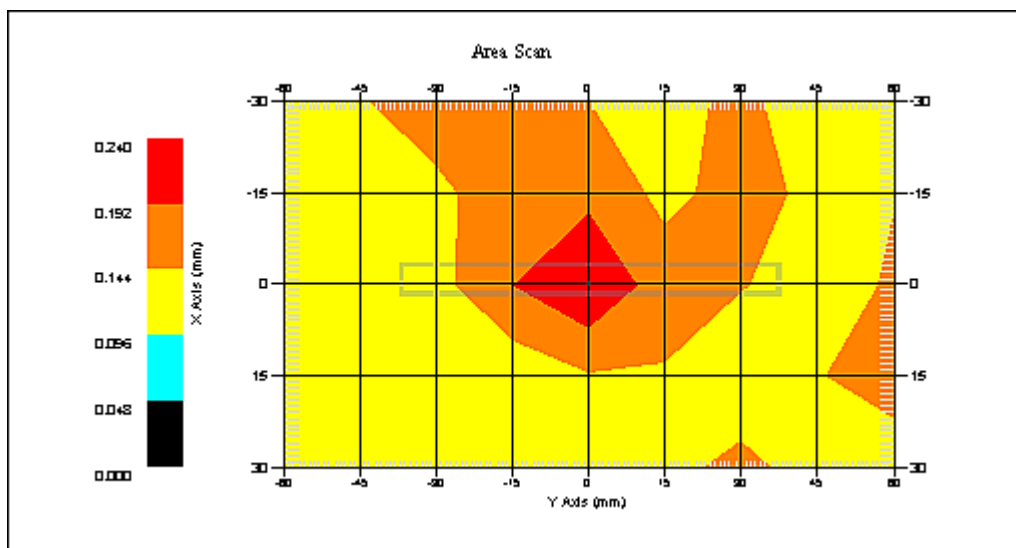


### Measurement Data

Crest Factor : 1  
Scan Type : Complete  
Tissue Temp. : 20.00 °C  
Ambient Temp. : 23.00 °C  
Set-up Date : 07-Nov-2011  
Set-up Time : 6:26:51 AM  
Area Scan : 5x9x1 : Measurement x=15mm, y=15mm, z=4mm  
Zoom Scan : 7x7x10 : Measurement x=4mm, y=4mm, z=2.5mm

### Other Data

DUT Position : Side F  
Separation : 13 mm  
Channel : Mid



1 gram SAR value : 0.179 W/kg  
10 gram SAR value : 0.144 W/kg  
Area Scan Peak SAR : 0.238 W/kg  
Zoom Scan Peak SAR : 0.350 W/kg

**SAR Test Report**

By Operator : Jay  
Measurement Date : 07-Nov-2011  
Starting Time : 07-Nov-2011 01:36:27 PM  
End Time : 07-Nov-2011 02:04:09 PM  
Scanning Time : 1662 secs

## Product Data

Device Name : Intel Corporation  
Serial No. : 0015005A196C  
Mode : 802.11a  
Model : Intel® Centrino® Ultimate-N 6300 (Model 633ANHMMW&633ABHU)  
Frequency : 5620.00 MHz  
Max. Transmit Pwr : 0.05 W  
Drift Time : 0 min(s)  
Length : 40 mm  
Width : 75 mm  
Depth : 8 mm  
Antenna Type : Internal - Chain B  
Orientation : Side A  
Power Drift-Start : 0.253 W/kg  
Power Drift-Finish: 0.264 W/kg  
Power Drift (%) : 4.515

## Phantom Data

Name : APREL-Uni  
Type : Uni-Phantom  
Size (mm) : 280 x 280 x 200  
Serial No. : System Default  
Location : Center  
Description : Uni-Phantom

## Tissue Data

Type : BODY  
Serial No. : 5620  
Frequency : 5620.00 MHz  
Last Calib. Date : 07-Nov-2011  
Temperature : 20.00 °C  
Ambient Temp. : 23.00 °C  
Humidity : 45.00 RH%  
Epsilon : 48.06 F/m  
Sigma : 5.85 S/m  
Density : 1000.00 kg/cu. m

## Probe Data

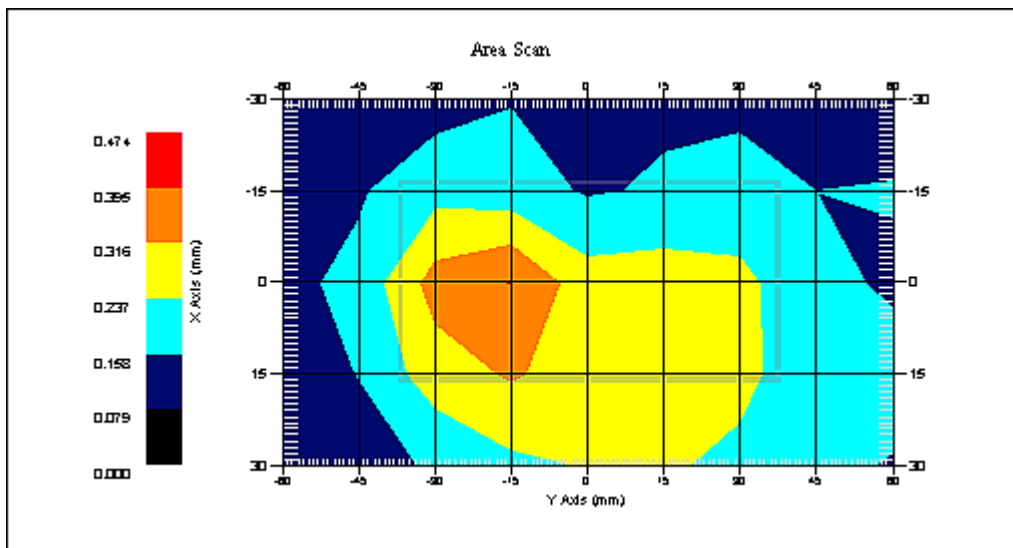
Name : Probe E030-001 - RFEL  
Model : E030  
Type : E-Field Triangle  
Serial No. : E030-001  
Last Calib. Date : 15-Jul-2011  
Frequency : 5600.00 MHz  
Duty Cycle Factor: 1  
Conversion Factor: 6.3  
Probe Sensitivity: 1.20 1.20 1.20  $\mu\text{V}/(\text{V}/\text{m})^2$   
Compression Point: 95.00 mV  
Offset : 0.56 mm

### Measurement Data

Crest Factor : 1  
Scan Type : Complete  
Tissue Temp. : 20.00 °C  
Ambient Temp. : 23.00 °C  
Set-up Date : 07-Nov-2011  
Set-up Time : 6:26:51 AM  
Area Scan : 5x9x1 : Measurement x=15mm, y=15mm, z=4mm  
Zoom Scan : 7x7x10 : Measurement x=4mm, y=4mm, z=2.5mm

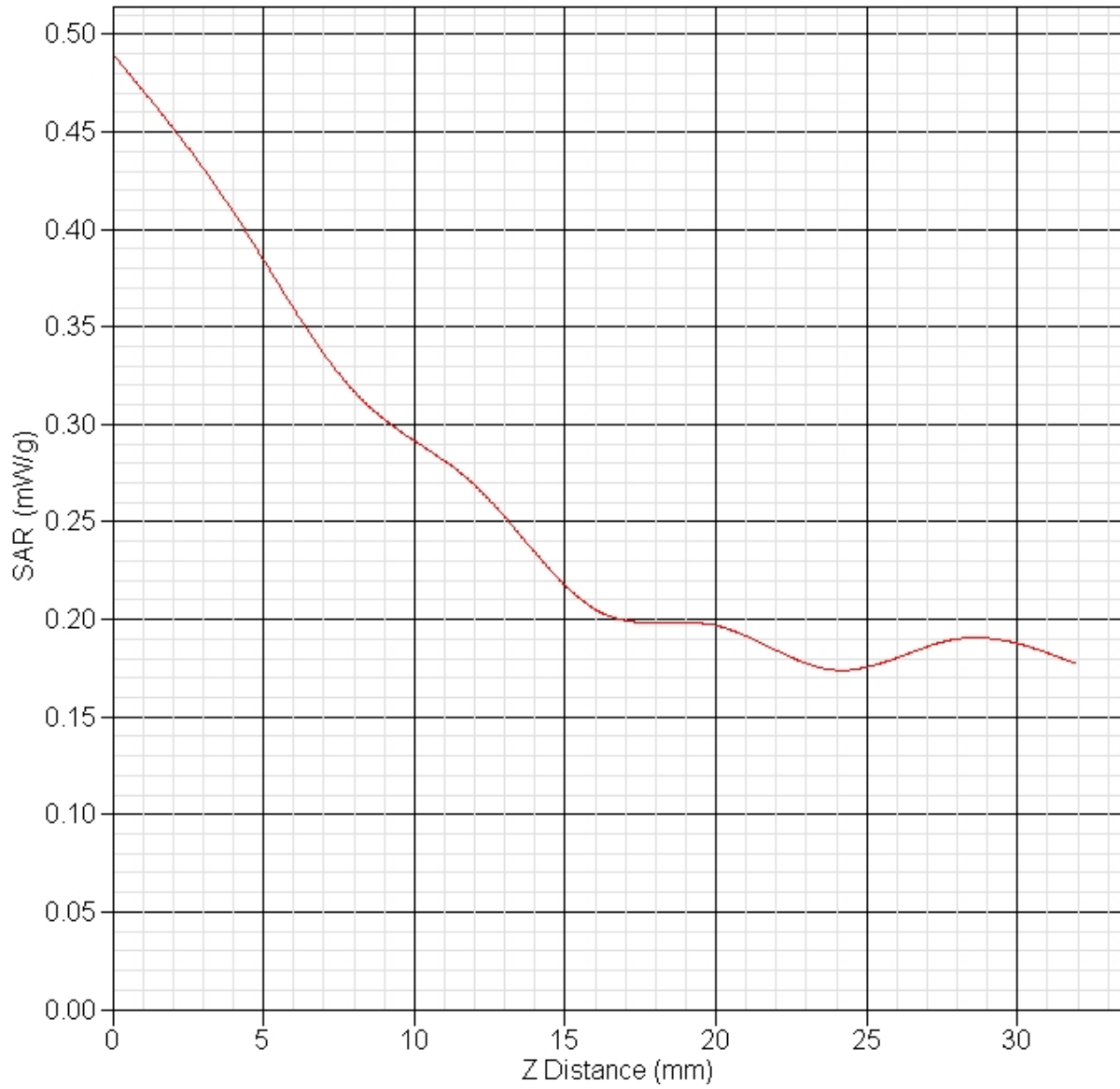
### Other Data

DUT Position : Side A  
Separation : 13 mm  
Channel : Mid



1 gram SAR value : 0.379 W/kg  
10 gram SAR value : 0.253 W/kg  
Area Scan Peak SAR : 0.397 W/kg  
Zoom Scan Peak SAR : 0.490 W/kg

**SAR-Z Axis**  
at Hotspot x:0.13 y:-14.94



**SAR Test Report**

By Operator : Jay  
Measurement Date : 07-Nov-2011  
Starting Time : 07-Nov-2011 03:14:23 PM  
End Time : 07-Nov-2011 03:41:22 PM  
Scanning Time : 1619 secs

## Product Data

Device Name : Intel Corporation  
Serial No. : 0015005A196C  
Mode : 802.11a  
Model : Intel® Centrino® Ultimate-N 6300 (Model 633ANHMMW&633ABHU)  
Frequency : 5620.00 MHz  
Max. Transmit Pwr : 0.05 W  
Drift Time : 0 min(s)  
Length : 40 mm  
Width : 75 mm  
Depth : 8 mm  
Antenna Type : Internal - Chain B  
Orientation : Side B  
Power Drift-Start : 0.257 W/kg  
Power Drift-Finish: 0.251 W/kg  
Power Drift (%) : -2.219

## Phantom Data

Name : APREL-Uni  
Type : Uni-Phantom  
Size (mm) : 280 x 280 x 200  
Serial No. : System Default  
Location : Center  
Description : Uni-Phantom

## Tissue Data

Type : BODY  
Serial No. : 5620  
Frequency : 5620.00 MHz  
Last Calib. Date : 07-Nov-2011  
Temperature : 20.00 °C  
Ambient Temp. : 23.00 °C  
Humidity : 45.00 RH%  
Epsilon : 48.06 F/m  
Sigma : 5.85 S/m  
Density : 1000.00 kg/cu. m

## Probe Data

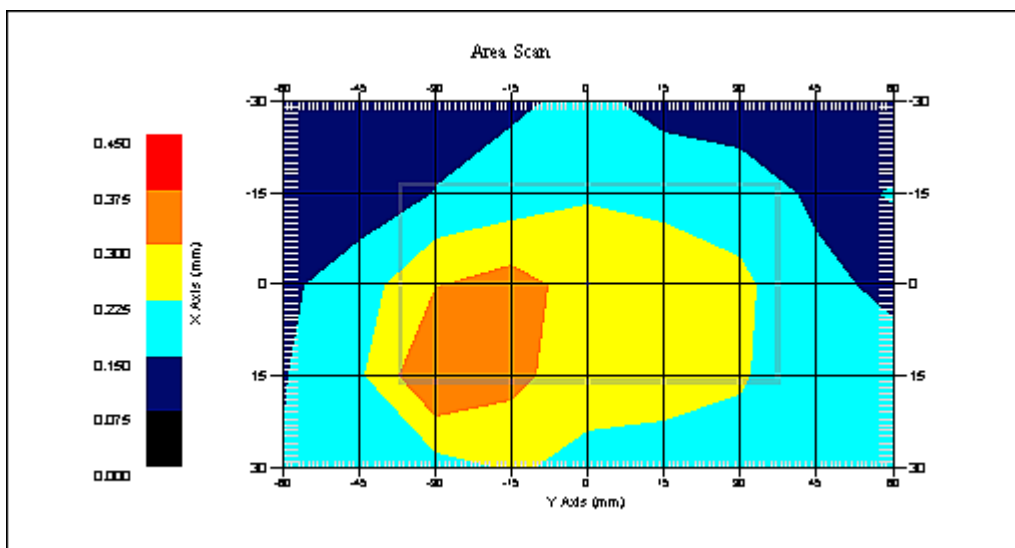
Name : Probe E030-001 - RFEL  
Model : E030  
Type : E-Field Triangle  
Serial No. : E030-001  
Last Calib. Date : 15-Jul-2011  
Frequency : 5600.00 MHz  
Duty Cycle Factor: 1  
Conversion Factor: 6.3  
Probe Sensitivity: 1.20 1.20 1.20  $\mu\text{V}/(\text{V}/\text{m})^2$   
Compression Point: 95.00 mV  
Offset : 0.56 mm

### Measurement Data

Crest Factor : 1  
Scan Type : Complete  
Tissue Temp. : 20.00 °C  
Ambient Temp. : 23.00 °C  
Set-up Date : 07-Nov-2011  
Set-up Time : 6:26:51 AM  
Area Scan : 5x9x1 : Measurement x=15mm, y=15mm, z=4mm  
Zoom Scan : 7x7x10 : Measurement x=4mm, y=4mm, z=2.5mm

### Other Data

DUT Position : Side B  
Separation : 13 mm  
Channel : Mid



1 gram SAR value : 0.367 W/kg  
10 gram SAR value : 0.251 W/kg  
Area Scan Peak SAR : 0.377 W/kg  
Zoom Scan Peak SAR : 0.590 W/kg

**SAR Test Report**

By Operator : Jay  
Measurement Date : 07-Nov-2011  
Starting Time : 07-Nov-2011 04:39:50 PM  
End Time : 07-Nov-2011 05:04:50 PM  
Scanning Time : 1500 secs

## Product Data

Device Name : Intel Corporation  
Serial No. : 0015005A196C  
Mode : 802.11a  
Model : Intel® Centrino® Ultimate-N 6300 (Model 633ANHMMW&633ABHU)  
Frequency : 5620.00 MHz  
Max. Transmit Pwr : 0.05 W  
Drift Time : 0 min(s)  
Length : 8 mm  
Width : 40 mm  
Depth : 75 mm  
Antenna Type : Internal - Chain B  
Orientation : Side C  
Power Drift-Start : 0.364 W/kg  
Power Drift-Finish: 0.369 W/kg  
Power Drift (%) : 1.434

## Phantom Data

Name : APREL-Uni  
Type : Uni-Phantom  
Size (mm) : 280 x 280 x 200  
Serial No. : System Default  
Location : Center  
Description : Uni-Phantom

## Tissue Data

Type : BODY  
Serial No. : 5620  
Frequency : 5620.00 MHz  
Last Calib. Date : 07-Nov-2011  
Temperature : 20.00 °C  
Ambient Temp. : 23.00 °C  
Humidity : 45.00 RH%  
Epsilon : 48.06 F/m  
Sigma : 5.85 S/m  
Density : 1000.00 kg/cu. m

## Probe Data

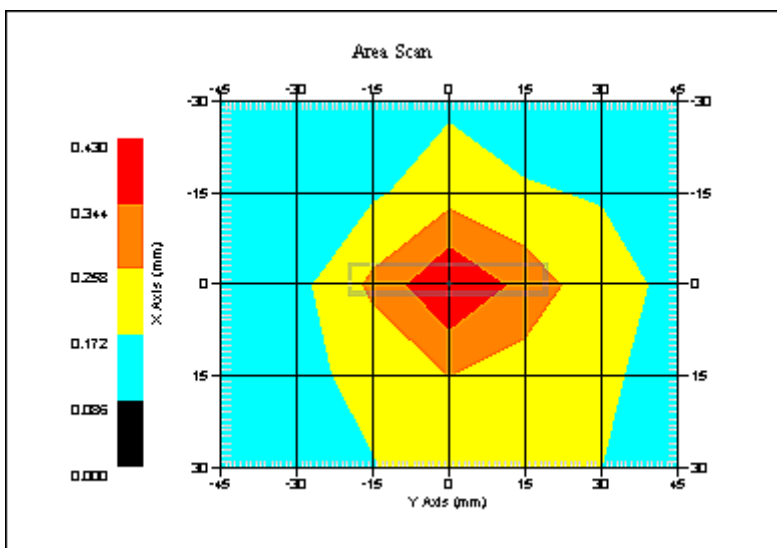
Name : Probe E030-001 - RFEL  
Model : E030  
Type : E-Field Triangle  
Serial No. : E030-001  
Last Calib. Date : 15-Jul-2011  
Frequency : 5600.00 MHz  
Duty Cycle Factor: 1  
Conversion Factor: 6.3  
Probe Sensitivity: 1.20 1.20 1.20  $\mu\text{V}/(\text{V}/\text{m})^2$   
Compression Point: 95.00 mV  
Offset : 0.56 mm

Measurement Data

Crest Factor : 1  
Scan Type : Complete  
Tissue Temp. : 20.00 °C  
Ambient Temp. : 23.00 °C  
Set-up Date : 07-Nov-2011  
Set-up Time : 6:26:51 AM  
Area Scan : 5x9x1 : Measurement x=15mm, y=15mm, z=4mm  
Zoom Scan : 7x7x10 : Measurement x=4mm, y=4mm, z=2.5mm

Other Data

DUT Position : Side C  
Separation : 13 mm  
Channel : Mid



1 gram SAR value : 0.363 W/kg  
10 gram SAR value : 0.248 W/kg  
Area Scan Peak SAR : 0.428 W/kg  
Zoom Scan Peak SAR : 0.540 W/kg



**SAR Test Report**

By Operator : Jay  
Measurement Date : 07-Nov-2011  
Starting Time : 07-Nov-2011 07:33:42 PM  
End Time : 07-Nov-2011 08:14:21 PM  
Scanning Time : 3439 secs

## Product Data

Device Name : Intel Corporation  
Serial No. : 0015005A196C  
Mode : 802.11a  
Model : Intel® Centrino® Ultimate-N 6300 (Model 633ANHMMW&633ABHU)  
Frequency : 5620.00 MHz  
Max. Transmit Pwr : 0.05 W  
Drift Time : 0 min(s)  
Length : 8 mm  
Width : 75 mm  
Depth : 40 mm  
Antenna Type : Internal - Chain B  
Orientation : Side D  
Power Drift-Start : 0.162 W/kg  
Power Drift-Finish: 0.162 W/kg  
Power Drift (%) : -0.328

## Phantom Data

Name : APREL-Uni  
Type : Uni-Phantom  
Size (mm) : 280 x 280 x 200  
Serial No. : System Default  
Location : Center  
Description : Uni-Phantom

## Tissue Data

Type : BODY  
Serial No. : 5620  
Frequency : 5620.00 MHz  
Last Calib. Date : 07-Nov-2011  
Temperature : 20.00 °C  
Ambient Temp. : 23.00 °C  
Humidity : 45.00 RH%  
Epsilon : 48.06 F/m  
Sigma : 5.85 S/m  
Density : 1000.00 kg/cu. m

## Probe Data

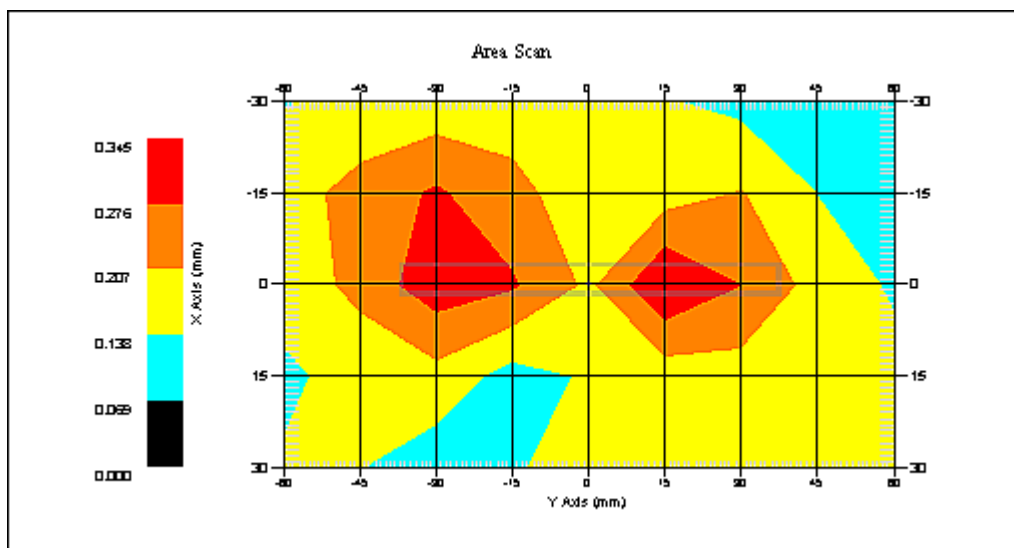
Name : Probe E030-001 - RFEL  
Model : E030  
Type : E-Field Triangle  
Serial No. : E030-001  
Last Calib. Date : 15-Jul-2011  
Frequency : 5600.00 MHz  
Duty Cycle Factor: 1  
Conversion Factor: 6.3  
Probe Sensitivity: 1.20 1.20 1.20  $\mu\text{V}/(\text{V}/\text{m})^2$   
Compression Point: 95.00 mV  
Offset : 0.56 mm

### Measurement Data

Crest Factor : 1  
Scan Type : Complete  
Tissue Temp. : 20.00 °C  
Ambient Temp. : 23.00 °C  
Set-up Date : 07-Nov-2011  
Set-up Time : 6:26:51 AM  
Area Scan : 5x9x1 : Measurement x=15mm, y=15mm, z=4mm  
Zoom Scan : 7x7x10 : Measurement x=4mm, y=4mm, z=2.5mm

### Other Data

DUT Position : Side D  
Separation : 13 mm  
Channel : Mid



1 gram SAR value : 0.332 W/kg  
10 gram SAR value : 0.206 W/kg  
Area Scan Peak SAR : 0.343 W/kg  
Zoom Scan Peak SAR : 0.600 W/kg

**SAR Test Report**

By Operator : Jay  
Measurement Date : 07-Nov-2011  
Starting Time : 07-Nov-2011 06:00:20 PM  
End Time : 07-Nov-2011 06:25:20 PM  
Scanning Time : 1500 secs

## Product Data

Device Name : Intel Corporation  
Serial No. : 0015005A196C  
Mode : 802.11a  
Model : Intel® Centrino® Ultimate-N 6300 (Model 633ANHMMW&633ABHU)  
Frequency : 5620.00 MHz  
Max. Transmit Pwr : 0.05 W  
Drift Time : 0 min(s)  
Length : 8 mm  
Width : 40 mm  
Depth : 75 mm  
Antenna Type : Internal Chain B  
Orientation : Side E  
Power Drift-Start : 0.337 W/kg  
Power Drift-Finish: 0.346 W/kg  
Power Drift (%) : 2.613

## Phantom Data

Name : APREL-Uni  
Type : Uni-Phantom  
Size (mm) : 280 x 280 x 200  
Serial No. : System Default  
Location : Center  
Description : Uni-Phantom

## Tissue Data

Type : BODY  
Serial No. : 5620  
Frequency : 5620.00 MHz  
Last Calib. Date : 07-Nov-2011  
Temperature : 20.00 °C  
Ambient Temp. : 23.00 °C  
Humidity : 45.00 RH%  
Epsilon : 48.06 F/m  
Sigma : 5.85 S/m  
Density : 1000.00 kg/cu. m

## Probe Data

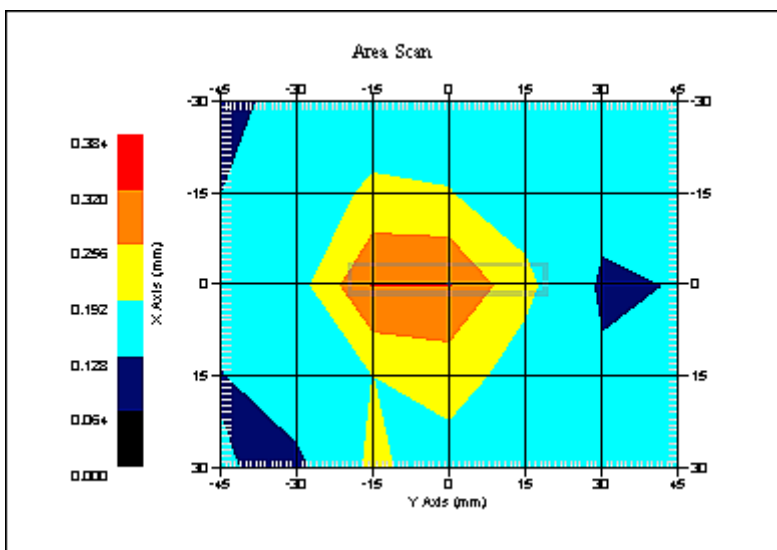
Name : Probe E030-001 - RFEL  
Model : E030  
Type : E-Field Triangle  
Serial No. : E030-001  
Last Calib. Date : 15-Jul-2011  
Frequency : 5600.00 MHz  
Duty Cycle Factor: 1  
Conversion Factor: 6.3  
Probe Sensitivity: 1.20 1.20 1.20  $\mu\text{V}/(\text{V}/\text{m})^2$   
Compression Point: 95.00 mV  
Offset : 0.56 mm

### Measurement Data

Crest Factor : 1  
Scan Type : Complete  
Tissue Temp. : 20.00 °C  
Ambient Temp. : 23.00 °C  
Set-up Date : 07-Nov-2011  
Set-up Time : 6:26:51 AM  
Area Scan : 5x9x1 : Measurement x=15mm, y=15mm, z=4mm  
Zoom Scan : 7x7x10 : Measurement x=4mm, y=4mm, z=2.5mm

### Other Data

DUT Position : Side E  
Separation : 13 mm  
Channel : Mid



1 gram SAR value : 0.327 W/kg  
10 gram SAR value : 0.221 W/kg  
Area Scan Peak SAR : 0.322 W/kg  
Zoom Scan Peak SAR : 0.580 W/kg

**SAR Test Report**

By Operator : Jay  
Measurement Date : 07-Nov-2011  
Starting Time : 07-Nov-2011 09:24:52 PM  
End Time : 07-Nov-2011 09:51:52 PM  
Scanning Time : 1620 secs

## Product Data

Device Name : Intel Corporation  
Serial No. : 0015005A196C  
Mode : 802.11a  
Model : Intel® Centrino® Ultimate-N 6300 (Model 633ANHMMW&633ABHU)  
Frequency : 5620.00 MHz  
Max. Transmit Pwr : 0.05 W  
Drift Time : 0 min(s)  
Length : 8 mm  
Width : 75 mm  
Depth : 40 mm  
Antenna Type : Internal - Chain B  
Orientation : Side F  
Power Drift-Start : 0.240 W/kg  
Power Drift-Finish: 0.237 W/kg  
Power Drift (%) : -1.251

## Phantom Data

Name : APREL-Uni  
Type : Uni-Phantom  
Size (mm) : 280 x 280 x 200  
Serial No. : System Default  
Location : Center  
Description : Uni-Phantom

## Tissue Data

Type : BODY  
Serial No. : 5620  
Frequency : 5620.00 MHz  
Last Calib. Date : 07-Nov-2011  
Temperature : 20.00 °C  
Ambient Temp. : 23.00 °C  
Humidity : 45.00 RH%  
Epsilon : 48.06 F/m  
Sigma : 5.85 S/m  
Density : 1000.00 kg/cu. m

## Probe Data

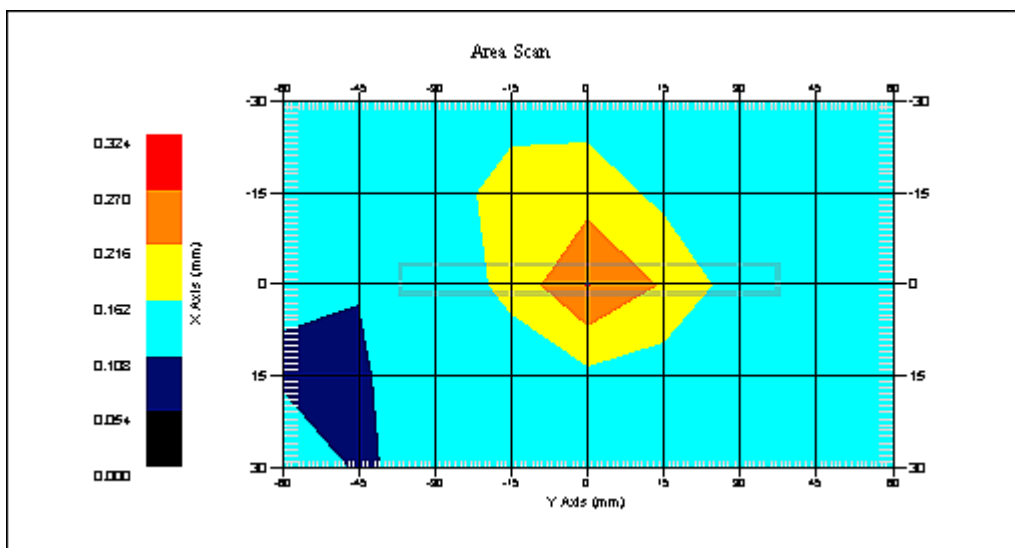
Name : Probe E030-001 - RFEL  
Model : E030  
Type : E-Field Triangle  
Serial No. : E030-001  
Last Calib. Date : 15-Jul-2011  
Frequency : 5600.00 MHz  
Duty Cycle Factor: 1  
Conversion Factor: 6.3  
Probe Sensitivity: 1.20 1.20 1.20  $\mu\text{V}/(\text{V}/\text{m})^2$   
Compression Point: 95.00 mV  
Offset : 0.56 mm

### Measurement Data

Crest Factor : 1  
Scan Type : Complete  
Tissue Temp. : 20.00 °C  
Ambient Temp. : 23.00 °C  
Set-up Date : 07-Nov-2011  
Set-up Time : 6:26:51 AM  
Area Scan : 5x9x1 : Measurement x=15mm, y=15mm, z=4mm  
Zoom Scan : 7x7x10 : Measurement x=4mm, y=4mm, z=2.5mm

### Other Data

DUT Position : Side F  
Separation : 13 mm  
Channel : Mid



1 gram SAR value : 0.173 W/kg  
10 gram SAR value : 0.149 W/kg  
Area Scan Peak SAR : 0.272 W/kg  
Zoom Scan Peak SAR : 0.250 W/kg

**SAR Test Report**

By Operator : Jay  
Measurement Date : 07-Nov-2011  
Starting Time : 07-Nov-2011 02:06:43 PM  
End Time : 07-Nov-2011 02:33:34 PM  
Scanning Time : 1611 secs

## Product Data

Device Name : Intel Corporation  
Serial No. : 0015005A196C  
Mode : 802.11a  
Model : Intel® Centrino® Ultimate-N 6300 (Model 633ANHMMW&633ABHU)  
Frequency : 5620.00 MHz  
Max. Transmit Pwr : 0.05 W  
Drift Time : 0 min(s)  
Length : 40 mm  
Width : 75 mm  
Depth : 8 mm  
Antenna Type : Internal - Chain C  
Orientation : Side A  
Power Drift-Start : 0.220 W/kg  
Power Drift-Finish: 0.223 W/kg  
Power Drift (%) : 0.960

## Phantom Data

Name : APREL-Uni  
Type : Uni-Phantom  
Size (mm) : 280 x 280 x 200  
Serial No. : System Default  
Location : Center  
Description : Uni-Phantom

## Tissue Data

Type : BODY  
Serial No. : 5620  
Frequency : 5620.00 MHz  
Last Calib. Date : 07-Nov-2011  
Temperature : 20.00 °C  
Ambient Temp. : 23.00 °C  
Humidity : 45.00 RH%  
Epsilon : 48.06 F/m  
Sigma : 5.85 S/m  
Density : 1000.00 kg/cu. m

## Probe Data

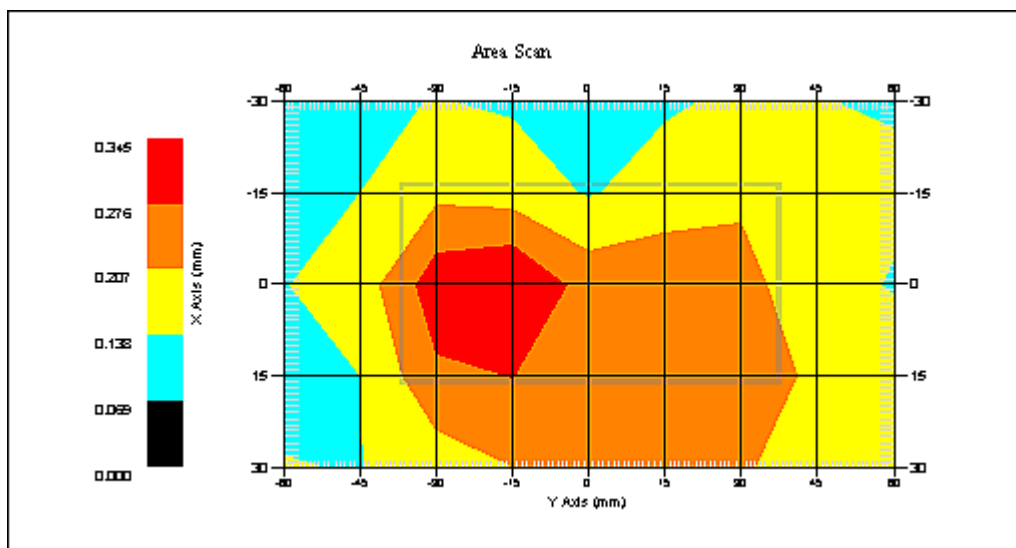
Name : Probe E030-001 - RFEL  
Model : E030  
Type : E-Field Triangle  
Serial No. : E030-001  
Last Calib. Date : 15-Jul-2011  
Frequency : 5600.00 MHz  
Duty Cycle Factor: 1  
Conversion Factor: 6.3  
Probe Sensitivity: 1.20 1.20 1.20  $\mu\text{V}/(\text{V}/\text{m})^2$   
Compression Point: 95.00 mV  
Offset : 0.56 mm

### Measurement Data

Crest Factor : 1  
Scan Type : Complete  
Tissue Temp. : 20.00 °C  
Ambient Temp. : 23.00 °C  
Set-up Date : 07-Nov-2011  
Set-up Time : 6:26:51 AM  
Area Scan : 5x9x1 : Measurement x=15mm, y=15mm, z=4mm  
Zoom Scan : 7x7x10 : Measurement x=4mm, y=4mm, z=2.5mm

### Other Data

DUT Position : Side A  
Separation : 13 mm  
Channel : Mid



1 gram SAR value : 0.330 W/kg  
10 gram SAR value : 0.229 W/kg  
Area Scan Peak SAR : 0.345 W/kg  
Zoom Scan Peak SAR : 0.400 W/kg



**SAR Test Report**

By Operator : Jay  
Measurement Date : 07-Nov-2011  
Starting Time : 07-Nov-2011 02:35:37 PM  
End Time : 07-Nov-2011 03:12:43 PM  
Scanning Time : 2226 secs

## Product Data

Device Name : Intel Corporation  
Serial No. : 0015005A196C  
Mode : 802.11a  
Model : Intel® Centrino® Ultimate-N 6300 (Model 633ANHMMW&633ABHU)  
Frequency : 5620.00 MHz  
Max. Transmit Pwr : 0.05 W  
Drift Time : 0 min(s)  
Length : 40 mm  
Width : 75 mm  
Depth : 8 mm  
Antenna Type : Internal - Chain C  
Orientation : Side B  
Power Drift-Start : 0.218 W/kg  
Power Drift-Finish: 0.215 W/kg  
Power Drift (%) : -1.373

## Phantom Data

Name : APREL-Uni  
Type : Uni-Phantom  
Size (mm) : 280 x 280 x 200  
Serial No. : System Default  
Location : Center  
Description : Uni-Phantom

## Tissue Data

Type : BODY  
Serial No. : 5620  
Frequency : 5620.00 MHz  
Last Calib. Date : 07-Nov-2011  
Temperature : 20.00 °C  
Ambient Temp. : 23.00 °C  
Humidity : 45.00 RH%  
Epsilon : 48.06 F/m  
Sigma : 5.85 S/m  
Density : 1000.00 kg/cu. m

## Probe Data

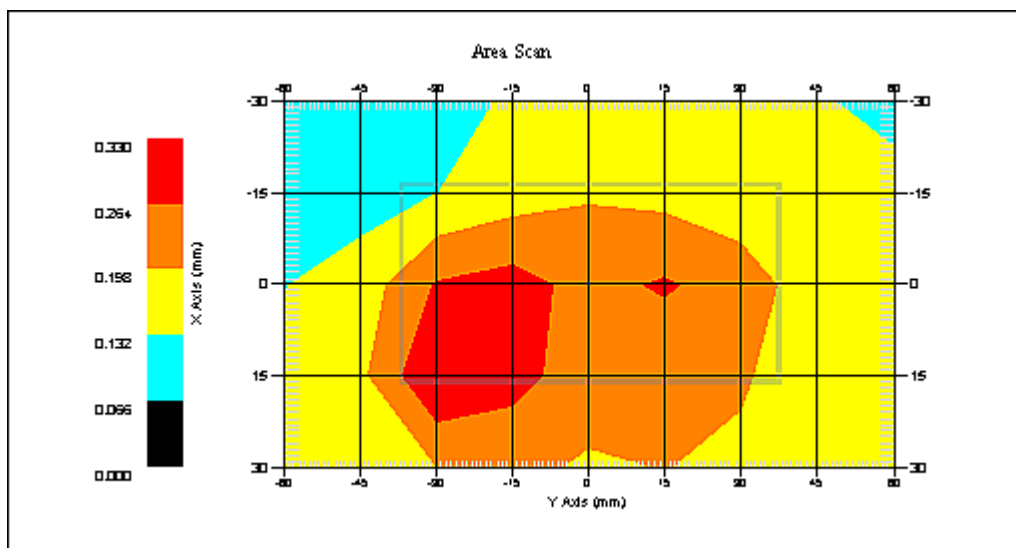
Name : Probe E030-001 - RFEL  
Model : E030  
Type : E-Field Triangle  
Serial No. : E030-001  
Last Calib. Date : 15-Jul-2011  
Frequency : 5600.00 MHz  
Duty Cycle Factor: 1  
Conversion Factor: 6.3  
Probe Sensitivity: 1.20 1.20 1.20  $\mu\text{V}/(\text{V}/\text{m})^2$   
Compression Point: 95.00 mV  
Offset : 0.56 mm

### Measurement Data

Crest Factor : 1  
Scan Type : Complete  
Tissue Temp. : 20.00 °C  
Ambient Temp. : 23.00 °C  
Set-up Date : 07-Nov-2011  
Set-up Time : 6:26:51 AM  
Area Scan : 5x9x1 : Measurement x=15mm, y=15mm, z=4mm  
Zoom Scan : 7x7x10 : Measurement x=4mm, y=4mm, z=2.5mm

### Other Data

DUT Position : Side B  
Separation : 13 mm  
Channel : Mid



1 gram SAR value : 0.323 W/kg  
10 gram SAR value : 0.220 W/kg  
Area Scan Peak SAR : 0.329 W/kg  
Zoom Scan Peak SAR : 0.500 W/kg

**SAR Test Report**

By Operator : Jay  
Measurement Date : 07-Nov-2011  
Starting Time : 07-Nov-2011 05:06:00 PM  
End Time : 07-Nov-2011 05:31:04 PM  
Scanning Time : 1504 secs

## Product Data

Device Name : Intel Corporation  
Serial No. : 0015005A196C  
Mode : 802.11a  
Model : Intel® Centrino® Ultimate-N 6300 (Model 633ANHMMW&633ABHU)  
Frequency : 5620.00 MHz  
Max. Transmit Pwr : 0.05 W  
Drift Time : 0 min(s)  
Length : 8 mm  
Width : 40 mm  
Depth : 75 mm  
Antenna Type : Internal - Chain C  
Orientation : Side C  
Power Drift-Start : 0.317 W/kg  
Power Drift-Finish: 0.312 W/kg  
Power Drift (%) : -1.547

## Phantom Data

Name : APREL-Uni  
Type : Uni-Phantom  
Size (mm) : 280 x 280 x 200  
Serial No. : System Default  
Location : Center  
Description : Uni-Phantom

## Tissue Data

Type : BODY  
Serial No. : 5620  
Frequency : 5620.00 MHz  
Last Calib. Date : 07-Nov-2011  
Temperature : 20.00 °C  
Ambient Temp. : 23.00 °C  
Humidity : 45.00 RH%  
Epsilon : 48.06 F/m  
Sigma : 5.85 S/m  
Density : 1000.00 kg/cu. m

## Probe Data

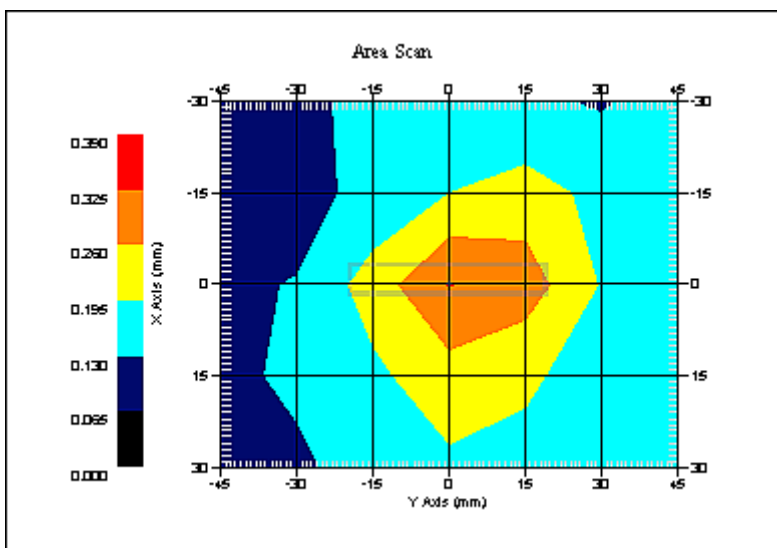
Name : Probe E030-001 - RFEL  
Model : E030  
Type : E-Field Triangle  
Serial No. : E030-001  
Last Calib. Date : 15-Jul-2011  
Frequency : 5600.00 MHz  
Duty Cycle Factor: 1  
Conversion Factor: 6.3  
Probe Sensitivity: 1.20 1.20 1.20  $\mu\text{V}/(\text{V}/\text{m})^2$   
Compression Point: 95.00 mV  
Offset : 0.56 mm

Measurement Data

Crest Factor : 1  
Scan Type : Complete  
Tissue Temp. : 20.00 °C  
Ambient Temp. : 23.00 °C  
Set-up Date : 07-Nov-2011  
Set-up Time : 6:26:51 AM  
Area Scan : 5x9x1 : Measurement x=15mm, y=15mm, z=4mm  
Zoom Scan : 7x7x10 : Measurement x=4mm, y=4mm, z=2.5mm

Other Data

DUT Position : Side C  
Separation : 13 mm  
Channel : Mid



1 gram SAR value : 0.319 W/kg  
10 gram SAR value : 0.225 W/kg  
Area Scan Peak SAR : 0.327 W/kg  
Zoom Scan Peak SAR : 0.500 W/kg

**SAR Test Report**

By Operator : Jay  
Measurement Date : 07-Nov-2011  
Starting Time : 07-Nov-2011 08:16:21 PM  
End Time : 07-Nov-2011 08:53:25 PM  
Scanning Time : 2224 secs

## Product Data

Device Name : Intel Corporation  
Serial No. : 0015005A196C  
Mode : 802.11a  
Model : Intel® Centrino® Ultimate-N 6300 (Model 633ANHMMW&633ABHU)  
Frequency : 5620.00 MHz  
Max. Transmit Pwr : 0.05 W  
Drift Time : 0 min(s)  
Length : 8 mm  
Width : 75 mm  
Depth : 40 mm  
Antenna Type : Internal - Chain C  
Orientation : Side D  
Power Drift-Start : 0.159 W/kg  
Power Drift-Finish: 0.156 W/kg  
Power Drift (%) : -1.885

## Phantom Data

Name : APREL-Uni  
Type : Uni-Phantom  
Size (mm) : 280 x 280 x 200  
Serial No. : System Default  
Location : Center  
Description : Uni-Phantom

## Tissue Data

Type : BODY  
Serial No. : 5620  
Frequency : 5620.00 MHz  
Last Calib. Date : 07-Nov-2011  
Temperature : 20.00 °C  
Ambient Temp. : 23.00 °C  
Humidity : 45.00 RH%  
Epsilon : 48.06 F/m  
Sigma : 5.85 S/m  
Density : 1000.00 kg/cu. m

## Probe Data

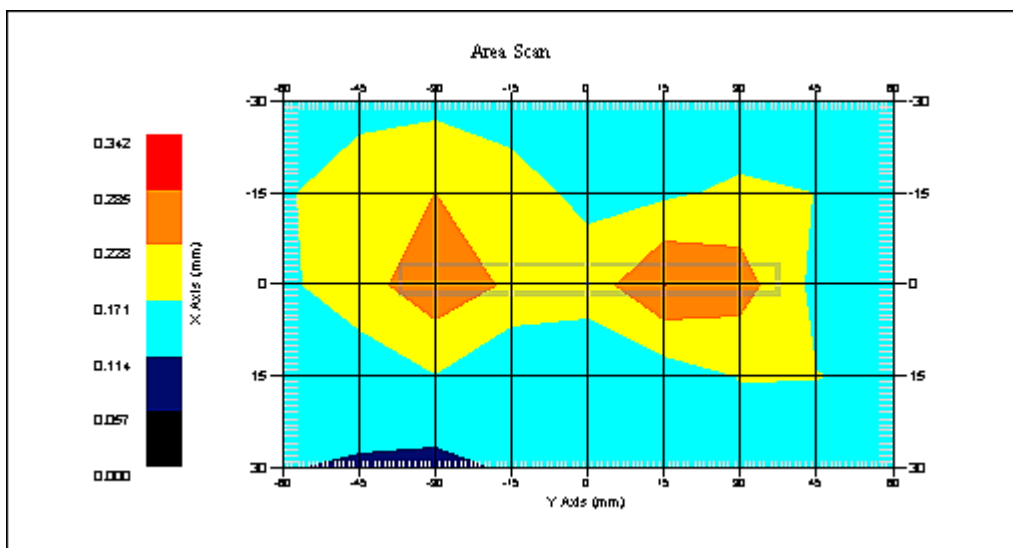
Name : Probe E030-001 - RFEL  
Model : E030  
Type : E-Field Triangle  
Serial No. : E030-001  
Last Calib. Date : 15-Jul-2011  
Frequency : 5600.00 MHz  
Duty Cycle Factor: 1  
Conversion Factor: 6.3  
Probe Sensitivity: 1.20 1.20 1.20  $\mu\text{V}/(\text{V}/\text{m})^2$   
Compression Point: 95.00 mV  
Offset : 0.56 mm

### Measurement Data

Crest Factor : 1  
Scan Type : Complete  
Tissue Temp. : 20.00 °C  
Ambient Temp. : 23.00 °C  
Set-up Date : 07-Nov-2011  
Set-up Time : 6:26:51 AM  
Area Scan : 5x9x1 : Measurement x=15mm, y=15mm, z=4mm  
Zoom Scan : 7x7x10 : Measurement x=4mm, y=4mm, z=2.5mm

### Other Data

DUT Position : Side D  
Separation : 13 mm  
Channel : Mid



1 gram SAR value : 0.288 W/kg  
10 gram SAR value : 0.188 W/kg  
Area Scan Peak SAR : 0.286 W/kg  
Zoom Scan Peak SAR : 0.550 W/kg

**SAR Test Report**

By Operator : Jay  
Measurement Date : 07-Nov-2011  
Starting Time : 07-Nov-2011 05:33:52 PM  
End Time : 07-Nov-2011 05:58:45 PM  
Scanning Time : 1493 secs

## Product Data

Device Name : Intel Corporation  
Serial No. : 0015005A196C  
Mode : 802.11a  
Model : Intel® Centrino® Ultimate-N 6300 (Model 633ANHMMW&633ABHU)  
Frequency : 5620.00 MHz  
Max. Transmit Pwr : 0.05 W  
Drift Time : 0 min(s)  
Length : 8 mm  
Width : 40 mm  
Depth : 75 mm  
Antenna Type : Internal - Chain C  
Orientation : Side E  
Power Drift-Start : 0.295 W/kg  
Power Drift-Finish: 0.307 W/kg  
Power Drift (%) : 4.030

## Phantom Data

Name : APREL-Uni  
Type : Uni-Phantom  
Size (mm) : 280 x 280 x 200  
Serial No. : System Default  
Location : Center  
Description : Uni-Phantom

## Tissue Data

Type : BODY  
Serial No. : 5620  
Frequency : 5620.00 MHz  
Last Calib. Date : 07-Nov-2011  
Temperature : 20.00 °C  
Ambient Temp. : 23.00 °C  
Humidity : 45.00 RH%  
Epsilon : 48.06 F/m  
Sigma : 5.85 S/m  
Density : 1000.00 kg/cu. m

## Probe Data

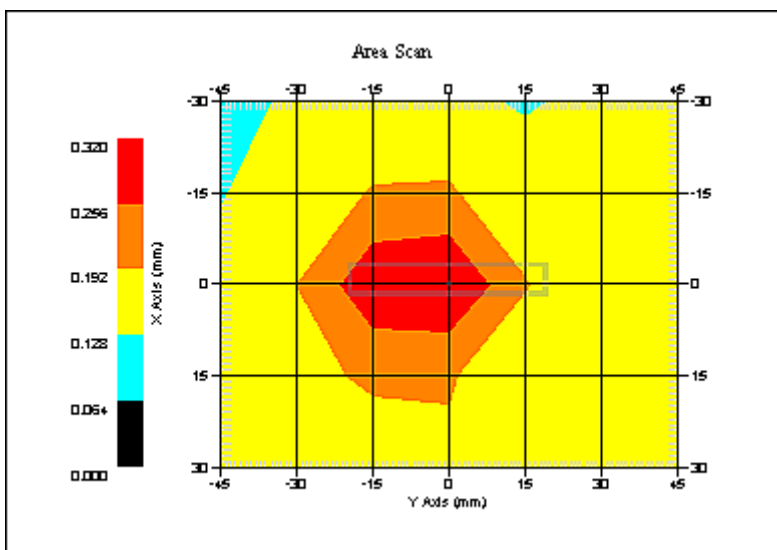
Name : Probe E030-001 - RFEL  
Model : E030  
Type : E-Field Triangle  
Serial No. : E030-001  
Last Calib. Date : 15-Jul-2011  
Frequency : 5600.00 MHz  
Duty Cycle Factor: 1  
Conversion Factor: 6.3  
Probe Sensitivity: 1.20 1.20 1.20  $\mu\text{V}/(\text{V}/\text{m})^2$   
Compression Point: 95.00 mV  
Offset : 0.56 mm

Measurement Data

Crest Factor : 1  
Scan Type : Complete  
Tissue Temp. : 20.00 °C  
Ambient Temp. : 23.00 °C  
Set-up Date : 07-Nov-2011  
Set-up Time : 6:26:51 AM  
Area Scan : 5x9x1 : Measurement x=15mm, y=15mm, z=4mm  
Zoom Scan : 7x7x10 : Measurement x=4mm, y=4mm, z=2.5mm

Other Data

DUT Position : Side E  
Separation : 13 mm  
Channel : Mid



1 gram SAR value : 0.296 W/kg  
10 gram SAR value : 0.216 W/kg  
Area Scan Peak SAR : 0.320 W/kg  
Zoom Scan Peak SAR : 0.470 W/kg



**SAR Test Report**

By Operator : Jay  
Measurement Date : 07-Nov-2011  
Starting Time : 07-Nov-2011 08:55:22 PM  
End Time : 07-Nov-2011 09:22:30 PM  
Scanning Time : 1628 secs

## Product Data

Device Name : Intel Corporation  
Serial No. : 0015005A196C  
Mode : 802.11a  
Model : Intel® Centrino® Ultimate-N 6300 (Model 633ANHMMW&633ABHU)  
Frequency : 5620.00 MHz  
Max. Transmit Pwr : 0.05 W  
Drift Time : 0 min(s)  
Length : 8 mm  
Width : 75 mm  
Depth : 40 mm  
Antenna Type : Internal - Chain C  
Orientation : Side F  
Power Drift-Start : 0.200 W/kg  
Power Drift-Finish: 0.198 W/kg  
Power Drift (%) : -1.074

## Phantom Data

Name : APREL-Uni  
Type : Uni-Phantom  
Size (mm) : 280 x 280 x 200  
Serial No. : System Default  
Location : Center  
Description : Uni-Phantom

## Tissue Data

Type : BODY  
Serial No. : 5620  
Frequency : 5620.00 MHz  
Last Calib. Date : 07-Nov-2011  
Temperature : 20.00 °C  
Ambient Temp. : 23.00 °C  
Humidity : 45.00 RH%  
Epsilon : 48.06 F/m  
Sigma : 5.85 S/m  
Density : 1000.00 kg/cu. m

## Probe Data

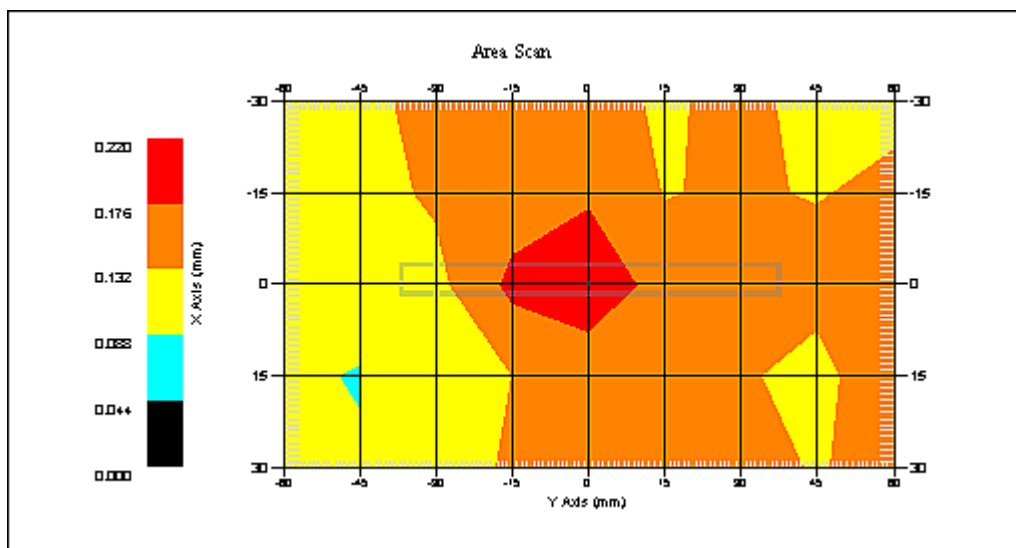
Name : Probe E030-001 - RFEL  
Model : E030  
Type : E-Field Triangle  
Serial No. : E030-001  
Last Calib. Date : 15-Jul-2011  
Frequency : 5600.00 MHz  
Duty Cycle Factor: 1  
Conversion Factor: 6.3  
Probe Sensitivity: 1.20 1.20 1.20  $\mu\text{V}/(\text{V}/\text{m})^2$   
Compression Point: 95.00 mV  
Offset : 0.56 mm

### Measurement Data

Crest Factor : 1  
Scan Type : Complete  
Tissue Temp. : 20.00 °C  
Ambient Temp. : 23.00 °C  
Set-up Date : 07-Nov-2011  
Set-up Time : 6:26:51 AM  
Area Scan : 5x9x1 : Measurement x=15mm, y=15mm, z=4mm  
Zoom Scan : 7x7x10 : Measurement x=4mm, y=4mm, z=2.5mm

### Other Data

DUT Position : Side F  
Separation : 13 mm  
Channel : Mid



1 gram SAR value : 0.181 W/kg  
10 gram SAR value : 0.141 W/kg  
Area Scan Peak SAR : 0.219 W/kg  
Zoom Scan Peak SAR : 0.230 W/kg

**SAR Test Report**

By Operator : Jay  
Measurement Date : 08-Nov-2011  
Starting Time : 08-Nov-2011 01:12:04 PM  
End Time : 08-Nov-2011 01:39:09 PM  
Scanning Time : 1625 secs

## Product Data

Device Name : Intel Corporation  
Serial No. : 0015005A196C  
Mode : 802.11a  
Model : Intel® Centrino® Ultimate-N 6300 (Model 633ANHMMW&633ABHU)  
Frequency : 5785.00 MHz  
Max. Transmit Pwr : 0.05 W  
Drift Time : 0 min(s)  
Length : 40 mm  
Width : 75 mm  
Depth : 8 mm  
Antenna Type : Internal - Chain A  
Orientation : Side A  
Power Drift-Start : 0.225 W/kg  
Power Drift-Finish: 0.222 W/kg  
Power Drift (%) : -1.336

## Phantom Data

Name : APREL-Uni  
Type : Uni-Phantom  
Size (mm) : 280 x 280 x 200  
Serial No. : System Default  
Location : Center  
Description : Uni-Phantom

## Tissue Data

Type : BODY  
Serial No. : 5785  
Frequency : 5785.00 MHz  
Last Calib. Date : 08-Nov-2011  
Temperature : 20.00 °C  
Ambient Temp. : 23.00 °C  
Humidity : 45.00 RH%  
Epsilon : 48.09 F/m  
Sigma : 6.02 S/m  
Density : 1000.00 kg/cu. m

## Probe Data

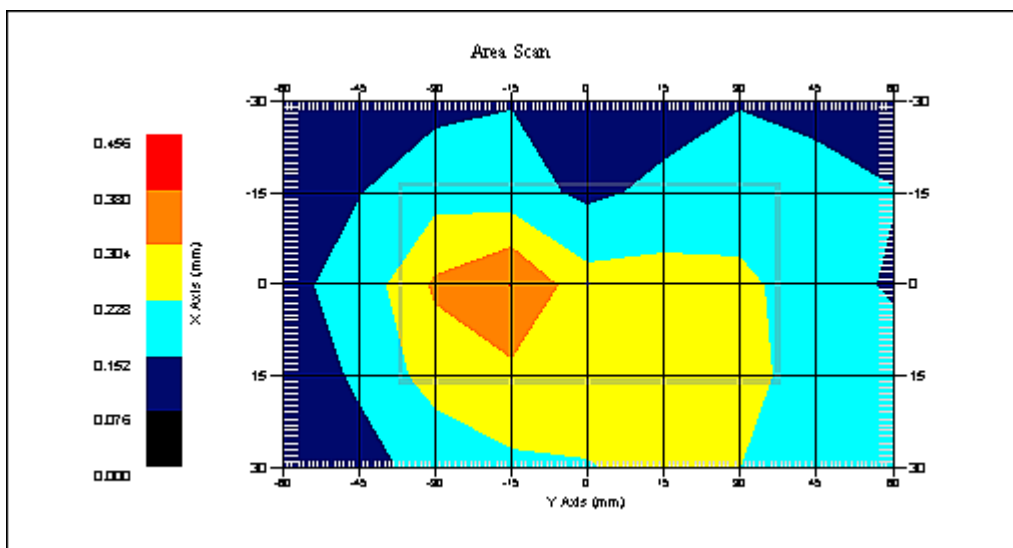
Name : Probe E030-001 - RFEL  
Model : E030  
Type : E-Field Triangle  
Serial No. : E030-001  
Last Calib. Date : 15-Jul-2011  
Frequency : 5800.00 MHz  
Duty Cycle Factor: 1  
Conversion Factor: 5.8  
Probe Sensitivity: 1.20 1.20 1.20  $\mu\text{V}/(\text{V}/\text{m})^2$   
Compression Point: 95.00 mV  
Offset : 0.56 mm

### Measurement Data

Crest Factor : 1  
Scan Type : Complete  
Tissue Temp. : 20.00 °C  
Ambient Temp. : 23.00 °C  
Set-up Date : 08-Nov-2011  
Set-up Time : 6:26:51 AM  
Area Scan : 5x9x1 : Measurement x=15mm, y=15mm, z=4mm  
Zoom Scan : 7x7x10 : Measurement x=4mm, y=4mm, z=2.5mm

### Other Data

DUT Position : Side A  
Separation : 13 mm  
Channel : Mid



1 gram SAR value : 0.348 W/kg  
10 gram SAR value : 0.243 W/kg  
Area Scan Peak SAR : 0.382 W/kg  
Zoom Scan Peak SAR : 0.470 W/kg

**SAR Test Report**

By Operator : Jay  
Measurement Date : 08-Nov-2011  
Starting Time : 08-Nov-2011 03:48:57 PM  
End Time : 08-Nov-2011 04:26:07 PM  
Scanning Time : 2230 secs

## Product Data

Device Name : Intel Corporation  
Serial No. : 0015005A196C  
Mode : 802.11a  
Model : Intel® Centrino® Ultimate-N 6300 (Model 633ANHMMW&633ABHU)  
Frequency : 5785.00 MHz  
Max. Transmit Pwr : 0.05 W  
Drift Time : 0 min(s)  
Length : 40 mm  
Width : 75 mm  
Depth : 8 mm  
Antenna Type : Internal - Chain A  
Orientation : Side B  
Power Drift-Start : 0.247 W/kg  
Power Drift-Finish: 0.242 W/kg  
Power Drift (%) : -2.307

## Phantom Data

Name : APREL-Uni  
Type : Uni-Phantom  
Size (mm) : 280 x 280 x 200  
Serial No. : System Default  
Location : Center  
Description : Uni-Phantom

## Tissue Data

Type : BODY  
Serial No. : 5785  
Frequency : 5785.00 MHz  
Last Calib. Date : 08-Nov-2011  
Temperature : 20.00 °C  
Ambient Temp. : 23.00 °C  
Humidity : 45.00 RH%  
Epsilon : 48.09 F/m  
Sigma : 6.02 S/m  
Density : 1000.00 kg/cu. m

## Probe Data

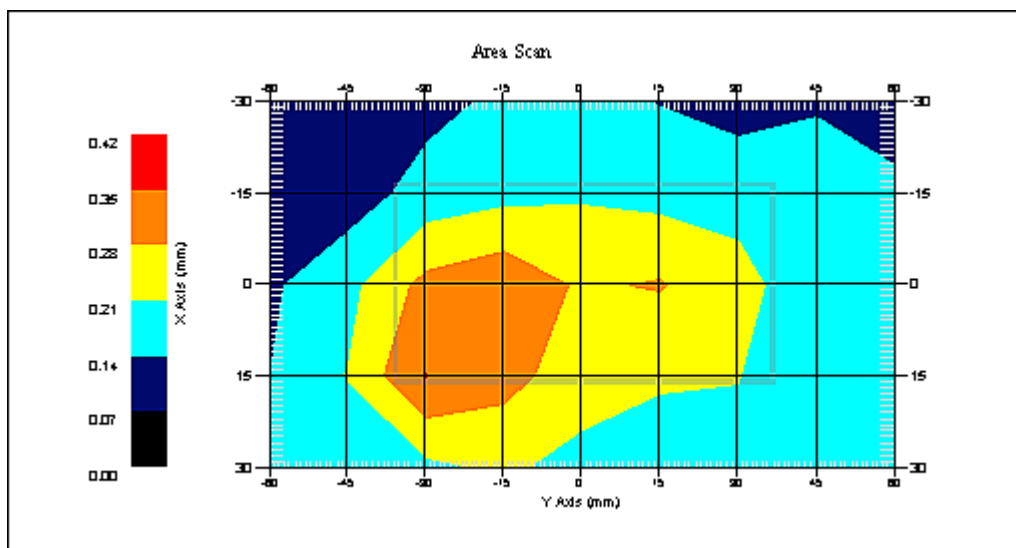
Name : Probe E030-001 - RFEL  
Model : E030  
Type : E-Field Triangle  
Serial No. : E030-001  
Last Calib. Date : 15-Jul-2011  
Frequency : 5800.00 MHz  
Duty Cycle Factor: 1  
Conversion Factor: 5.8  
Probe Sensitivity: 1.20 1.20 1.20  $\mu\text{V}/(\text{V}/\text{m})^2$   
Compression Point: 95.00 mV  
Offset : 0.56 mm

### Measurement Data

Crest Factor : 1  
Scan Type : Complete  
Tissue Temp. : 20.00 °C  
Ambient Temp. : 23.00 °C  
Set-up Date : 08-Nov-2011  
Set-up Time : 6:26:51 AM  
Area Scan : 5x9x1 : Measurement x=15mm, y=15mm, z=4mm  
Zoom Scan : 7x7x10 : Measurement x=4mm, y=4mm, z=2.5mm

### Other Data

DUT Position : Side B  
Separation : 13 mm  
Channel : Mid



1 gram SAR value : 0.385 W/kg  
10 gram SAR value : 0.252 W/kg  
Area Scan Peak SAR : 0.352 W/kg  
Zoom Scan Peak SAR : 0.590 W/kg

**SAR Test Report**

By Operator : Jay  
Measurement Date : 08-Nov-2011  
Starting Time : 08-Nov-2011 04:28:17 PM  
End Time : 08-Nov-2011 04:53:15 PM  
Scanning Time : 1498 secs

## Product Data

Device Name : Intel Corporation  
Serial No. : 0015005A196C  
Mode : 802.11a  
Model : Intel® Centrino® Ultimate-N 6300 (Model 633ANHMMW&633ABHU)  
Frequency : 5785.00 MHz  
Max. Transmit Pwr : 0.05 W  
Drift Time : 0 min(s)  
Length : 8 mm  
Width : 40 mm  
Depth : 75 mm  
Antenna Type : Internal - Chain A  
Orientation : Side C  
Power Drift-Start : 0.332 W/kg  
Power Drift-Finish: 0.347 W/kg  
Power Drift (%) : 4.468

## Phantom Data

Name : APREL-Uni  
Type : Uni-Phantom  
Size (mm) : 280 x 280 x 200  
Serial No. : System Default  
Location : Center  
Description : Uni-Phantom

## Tissue Data

Type : BODY  
Serial No. : 5785  
Frequency : 5785.00 MHz  
Last Calib. Date : 08-Nov-2011  
Temperature : 20.00 °C  
Ambient Temp. : 23.00 °C  
Humidity : 45.00 RH%  
Epsilon : 48.09 F/m  
Sigma : 6.02 S/m  
Density : 1000.00 kg/cu. m

## Probe Data

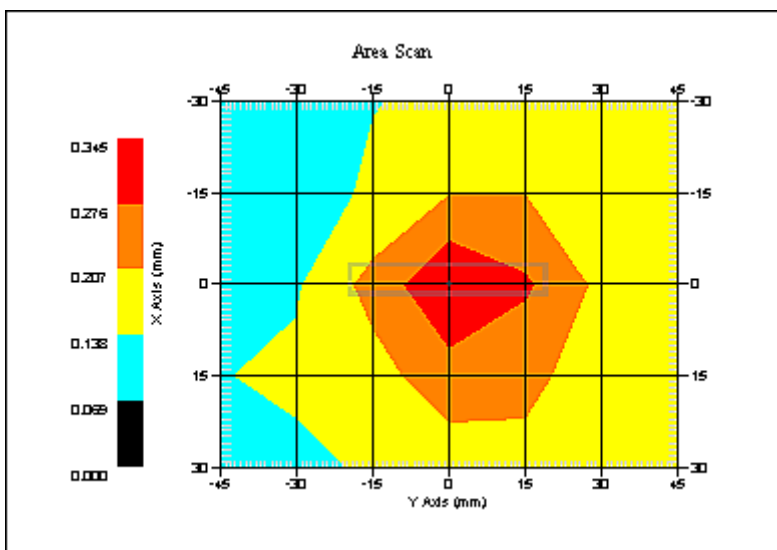
Name : Probe E030-001 - RFEL  
Model : E030  
Type : E-Field Triangle  
Serial No. : E030-001  
Last Calib. Date : 15-Jul-2011  
Frequency : 5800.00 MHz  
Duty Cycle Factor: 1  
Conversion Factor: 5.8  
Probe Sensitivity: 1.20 1.20 1.20  $\mu\text{V}/(\text{V}/\text{m})^2$   
Compression Point: 95.00 mV  
Offset : 0.56 mm

Measurement Data

Crest Factor : 1  
Scan Type : Complete  
Tissue Temp. : 20.00 °C  
Ambient Temp. : 23.00 °C  
Set-up Date : 08-Nov-2011  
Set-up Time : 6:26:51 AM  
Area Scan : 5x9x1 : Measurement x=15mm, y=15mm, z=4mm  
Zoom Scan : 7x7x10 : Measurement x=4mm, y=4mm, z=2.5mm

Other Data

DUT Position : Side C  
Separation : 13 mm  
Channel : Mid



1 gram SAR value : 0.325 W/kg  
10 gram SAR value : 0.231 W/kg  
Area Scan Peak SAR : 0.343 W/kg  
Zoom Scan Peak SAR : 0.500 W/kg



**SAR Test Report**

By Operator : Jay  
Measurement Date : 08-Nov-2011  
Starting Time : 08-Nov-2011 07:10:06 PM  
End Time : 08-Nov-2011 07:48:55 PM  
Scanning Time : 2329 secs

## Product Data

Device Name : Intel Corporation  
Serial No. : 0015005A196C  
Mode : 802.11a  
Model : Intel® Centrino® Ultimate-N 6300 (Model 633ANHMMW&633ABHU)  
Frequency : 5785.00 MHz  
Max. Transmit Pwr : 0.05 W  
Drift Time : 0 min(s)  
Length : 8 mm  
Width : 75 mm  
Depth : 40 mm  
Antenna Type : Internal - Chain A  
Orientation : Side D  
Power Drift-Start : 0.124 W/kg  
Power Drift-Finish: 0.126 W/kg  
Power Drift (%) : 1.617

## Phantom Data

Name : APREL-Uni  
Type : Uni-Phantom  
Size (mm) : 280 x 280 x 200  
Serial No. : System Default  
Location : Center  
Description : Uni-Phantom

## Tissue Data

Type : BODY  
Serial No. : 5785  
Frequency : 5785.00 MHz  
Last Calib. Date : 08-Nov-2011  
Temperature : 20.00 °C  
Ambient Temp. : 23.00 °C  
Humidity : 45.00 RH%  
Epsilon : 48.09 F/m  
Sigma : 6.02 S/m  
Density : 1000.00 kg/cu. m

## Probe Data

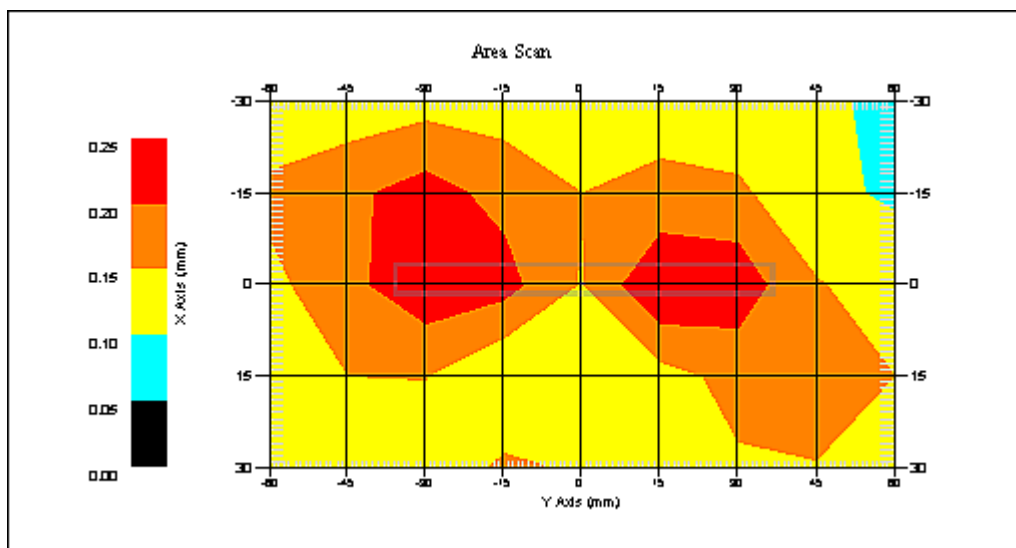
Name : Probe E030-001 - RFEL  
Model : E030  
Type : E-Field Triangle  
Serial No. : E030-001  
Last Calib. Date : 15-Jul-2011  
Frequency : 5800.00 MHz  
Duty Cycle Factor: 1  
Conversion Factor: 5.8  
Probe Sensitivity: 1.20 1.20 1.20  $\mu\text{V}/(\text{V}/\text{m})^2$   
Compression Point: 95.00 mV  
Offset : 0.56 mm

### Measurement Data

Crest Factor : 1  
Scan Type : Complete  
Tissue Temp. : 20.00 °C  
Ambient Temp. : 23.00 °C  
Set-up Date : 08-Nov-2011  
Set-up Time : 6:26:51 AM  
Area Scan : 5x9x1 : Measurement x=15mm, y=15mm, z=4mm  
Zoom Scan : 7x7x10 : Measurement x=4mm, y=4mm, z=2.5mm

### Other Data

DUT Position : Side D  
Separation : 13 mm  
Channel : Mid



1 gram SAR value : 0.261 W/kg  
10 gram SAR value : 0.186 W/kg  
Area Scan Peak SAR : 0.249 W/kg  
Zoom Scan Peak SAR : 0.430 W/kg

**SAR Test Report**

By Operator : Jay  
Measurement Date : 08-Nov-2011  
Starting Time : 08-Nov-2011 06:42:53 PM  
End Time : 08-Nov-2011 07:07:52 PM  
Scanning Time : 1499 secs

## Product Data

Device Name : Intel Corporation  
Serial No. : 0015005A196C  
Mode : 802.11a  
Model : Intel® Centrino® Ultimate-N 6300 (Model 633ANHMMW&633ABHU)  
Frequency : 5785.00 MHz  
Max. Transmit Pwr : 0.05 W  
Drift Time : 0 min(s)  
Length : 8 mm  
Width : 40 mm  
Depth : 75 mm  
Antenna Type : Internal - Chain A  
Orientation : Side E  
Power Drift-Start : 0.217 W/kg  
Power Drift-Finish: 0.208 W/kg  
Power Drift (%) : -4.142

## Phantom Data

Name : APREL-Uni  
Type : Uni-Phantom  
Size (mm) : 280 x 280 x 200  
Serial No. : System Default  
Location : Center  
Description : Uni-Phantom

## Tissue Data

Type : BODY  
Serial No. : 5785  
Frequency : 5785.00 MHz  
Last Calib. Date : 08-Nov-2011  
Temperature : 20.00 °C  
Ambient Temp. : 23.00 °C  
Humidity : 45.00 RH%  
Epsilon : 48.09 F/m  
Sigma : 6.02 S/m  
Density : 1000.00 kg/cu. m

## Probe Data

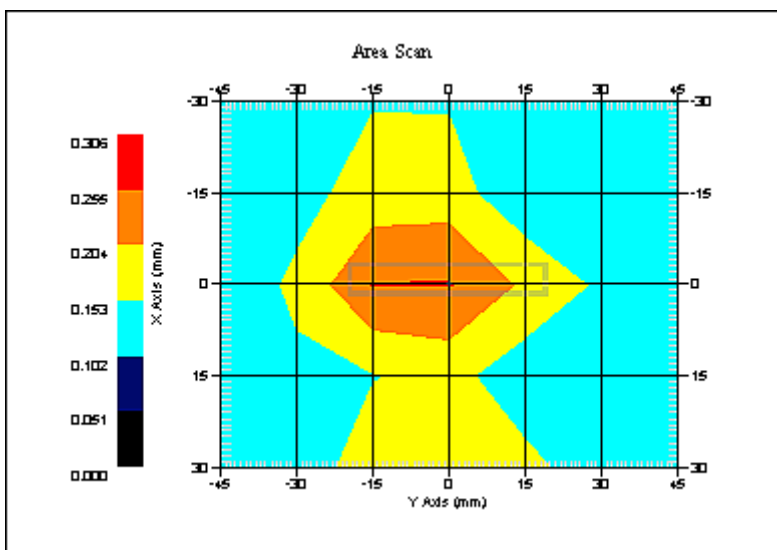
Name : Probe E030-001 - RFEL  
Model : E030  
Type : E-Field Triangle  
Serial No. : E030-001  
Last Calib. Date : 15-Jul-2011  
Frequency : 5800.00 MHz  
Duty Cycle Factor: 1  
Conversion Factor: 5.8  
Probe Sensitivity: 1.20 1.20 1.20  $\mu\text{V}/(\text{V}/\text{m})^2$   
Compression Point: 95.00 mV  
Offset : 0.56 mm

### Measurement Data

Crest Factor : 1  
Scan Type : Complete  
Tissue Temp. : 20.00 °C  
Ambient Temp. : 23.00 °C  
Set-up Date : 08-Nov-2011  
Set-up Time : 6:26:51 AM  
Area Scan : 5x9x1 : Measurement x=15mm, y=15mm, z=4mm  
Zoom Scan : 7x7x10 : Measurement x=4mm, y=4mm, z=2.5mm

### Other Data

DUT Position : Side E  
Separation : 13 mm  
Channel : Mid



1 gram SAR value : 0.270 W/kg  
10 gram SAR value : 0.188 W/kg  
Area Scan Peak SAR : 0.257 W/kg  
Zoom Scan Peak SAR : 0.440 W/kg

**SAR Test Report**

By Operator : Jay  
Measurement Date : 08-Nov-2011  
Starting Time : 08-Nov-2011 10:08:58 PM  
End Time : 08-Nov-2011 10:35:52 PM  
Scanning Time : 1614 secs

## Product Data

Device Name : Intel Corporation  
Serial No. : 0015005A196C  
Mode : 802.11a  
Model : Intel® Centrino® Ultimate-N 6300 (Model 633ANHMMW&633ABHU)  
Frequency : 5785.00 MHz  
Max. Transmit Pwr : 0.05 W  
Drift Time : 0 min(s)  
Length : 8 mm  
Width : 75 mm  
Depth : 40 mm  
Antenna Type : Internal - Chain A  
Orientation : Side F  
Power Drift-Start : 0.221 W/kg  
Power Drift-Finish: 0.226 W/kg  
Power Drift (%) : 2.135

## Phantom Data

Name : APREL-Uni  
Type : Uni-Phantom  
Size (mm) : 280 x 280 x 200  
Serial No. : System Default  
Location : Center  
Description : Uni-Phantom

## Tissue Data

Type : BODY  
Serial No. : 5785  
Frequency : 5785.00 MHz  
Last Calib. Date : 08-Nov-2011  
Temperature : 20.00 °C  
Ambient Temp. : 23.00 °C  
Humidity : 45.00 RH%  
Epsilon : 48.09 F/m  
Sigma : 6.02 S/m  
Density : 1000.00 kg/cu. m

## Probe Data

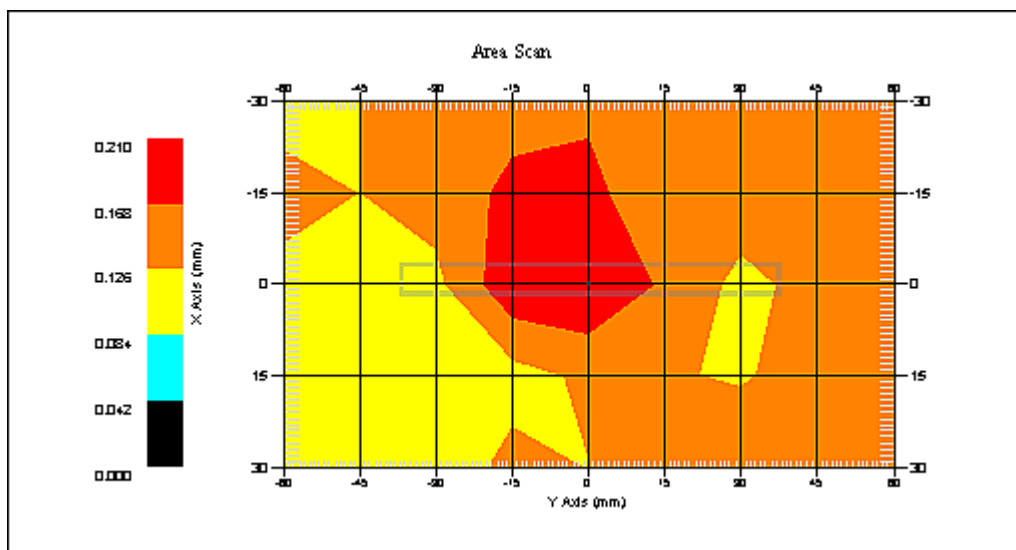
Name : Probe E030-001 - RFEL  
Model : E030  
Type : E-Field Triangle  
Serial No. : E030-001  
Last Calib. Date : 15-Jul-2011  
Frequency : 5800.00 MHz  
Duty Cycle Factor: 1  
Conversion Factor: 5.8  
Probe Sensitivity: 1.20 1.20 1.20  $\mu\text{V}/(\text{V}/\text{m})^2$   
Compression Point: 95.00 mV  
Offset : 0.56 mm

### Measurement Data

Crest Factor : 1  
Scan Type : Complete  
Tissue Temp. : 20.00 °C  
Ambient Temp. : 23.00 °C  
Set-up Date : 08-Nov-2011  
Set-up Time : 6:26:51 AM  
Area Scan : 5x9x1 : Measurement x=15mm, y=15mm, z=4mm  
Zoom Scan : 7x7x10 : Measurement x=4mm, y=4mm, z=2.5mm

### Other Data

DUT Position : Side F  
Separation : 13 mm  
Channel : Mid



1 gram SAR value : 0.233 W/kg  
10 gram SAR value : 0.161 W/kg  
Area Scan Peak SAR : 0.209 W/kg  
Zoom Scan Peak SAR : 0.440 W/kg

**SAR Test Report**

By Operator : Jay  
Measurement Date : 08-Nov-2011  
Starting Time : 08-Nov-2011 01:41:50 PM  
End Time : 08-Nov-2011 02:08:56 PM  
Scanning Time : 1626 secs

## Product Data

Device Name : Intel Corporation  
Serial No. : 0015005A196C  
Mode : 802.11a  
Model : Intel® Centrino® Ultimate-N 6300 (Model 633ANHMMW&633ABHU)  
Frequency : 5785.00 MHz  
Max. Transmit Pwr : 0.05 W  
Drift Time : 0 min(s)  
Length : 40 mm  
Width : 75 mm  
Depth : 8 mm  
Antenna Type : Internal - Chain B  
Orientation : Side A  
Power Drift-Start : 0.247 W/kg  
Power Drift-Finish: 0.243 W/kg  
Power Drift (%) : -1.616

## Phantom Data

Name : APREL-Uni  
Type : Uni-Phantom  
Size (mm) : 280 x 280 x 200  
Serial No. : System Default  
Location : Center  
Description : Uni-Phantom

## Tissue Data

Type : BODY  
Serial No. : 5785  
Frequency : 5785.00 MHz  
Last Calib. Date : 08-Nov-2011  
Temperature : 20.00 °C  
Ambient Temp. : 23.00 °C  
Humidity : 45.00 RH%  
Epsilon : 48.09 F/m  
Sigma : 6.02 S/m  
Density : 1000.00 kg/cu. m

## Probe Data

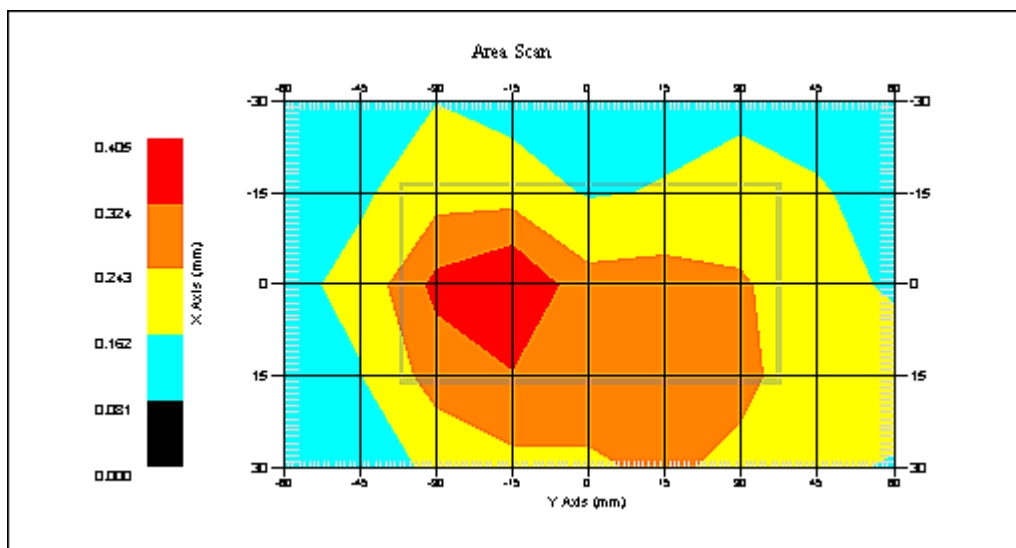
Name : Probe E030-001 - RFEL  
Model : E030  
Type : E-Field Triangle  
Serial No. : E030-001  
Last Calib. Date : 15-Jul-2011  
Frequency : 5800.00 MHz  
Duty Cycle Factor: 1  
Conversion Factor: 5.8  
Probe Sensitivity: 1.20 1.20 1.20  $\mu\text{V}/(\text{V}/\text{m})^2$   
Compression Point: 95.00 mV  
Offset : 0.56 mm

### Measurement Data

Crest Factor : 1  
Scan Type : Complete  
Tissue Temp. : 20.00 °C  
Ambient Temp. : 23.00 °C  
Set-up Date : 08-Nov-2011  
Set-up Time : 6:26:51 AM  
Area Scan : 5x9x1 : Measurement x=15mm, y=15mm, z=4mm  
Zoom Scan : 7x7x10 : Measurement x=4mm, y=4mm, z=2.5mm

### Other Data

DUT Position : Side A  
Separation : 13 mm  
Channel : Mid



1 gram SAR value : 0.377 W/kg  
10 gram SAR value : 0.252 W/kg  
Area Scan Peak SAR : 0.405 W/kg  
Zoom Scan Peak SAR : 0.500 W/kg



**SAR Test Report**

By Operator : Jay  
Measurement Date : 08-Nov-2011  
Starting Time : 08-Nov-2011 03:18:52 PM  
End Time : 08-Nov-2011 03:46:02 PM  
Scanning Time : 1630 secs

## Product Data

Device Name : Intel Corporation  
Serial No. : 0015005A196C  
Mode : 802.11a  
Model : Intel® Centrino® Ultimate-N 6300 (Model 633ANHMMW&633ABHU)  
Frequency : 5785.00 MHz  
Max. Transmit Pwr : 0.05 W  
Drift Time : 0 min(s)  
Length : 40 mm  
Width : 75 mm  
Depth : 8 mm  
Antenna Type : Internal - Chain B  
Orientation : Side B  
Power Drift-Start : 0.253 W/kg  
Power Drift-Finish: 0.256 W/kg  
Power Drift (%) : 0.965

## Phantom Data

Name : APREL-Uni  
Type : Uni-Phantom  
Size (mm) : 280 x 280 x 200  
Serial No. : System Default  
Location : Center  
Description : Uni-Phantom

## Tissue Data

Type : BODY  
Serial No. : 5785  
Frequency : 5785.00 MHz  
Last Calib. Date : 08-Nov-2011  
Temperature : 20.00 °C  
Ambient Temp. : 23.00 °C  
Humidity : 45.00 RH%  
Epsilon : 48.09 F/m  
Sigma : 6.02 S/m  
Density : 1000.00 kg/cu. m

## Probe Data

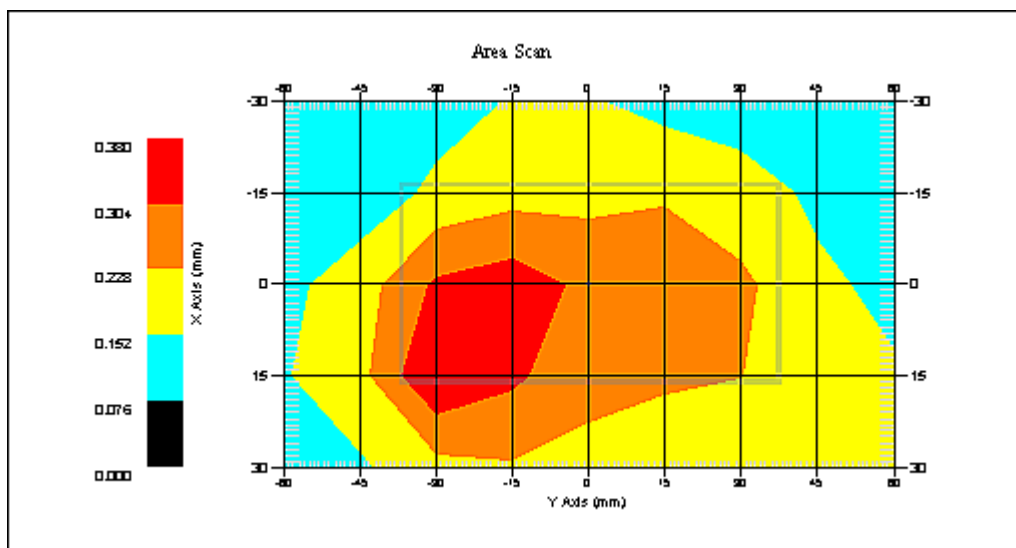
Name : Probe E030-001 - RFEL  
Model : E030  
Type : E-Field Triangle  
Serial No. : E030-001  
Last Calib. Date : 15-Jul-2011  
Frequency : 5800.00 MHz  
Duty Cycle Factor: 1  
Conversion Factor: 5.8  
Probe Sensitivity: 1.20 1.20 1.20  $\mu\text{V}/(\text{V}/\text{m})^2$   
Compression Point: 95.00 mV  
Offset : 0.56 mm

### Measurement Data

Crest Factor : 1  
Scan Type : Complete  
Tissue Temp. : 20.00 °C  
Ambient Temp. : 23.00 °C  
Set-up Date : 08-Nov-2011  
Set-up Time : 6:26:51 AM  
Area Scan : 5x9x1 : Measurement x=15mm, y=15mm, z=4mm  
Zoom Scan : 7x7x10 : Measurement x=4mm, y=4mm, z=2.5mm

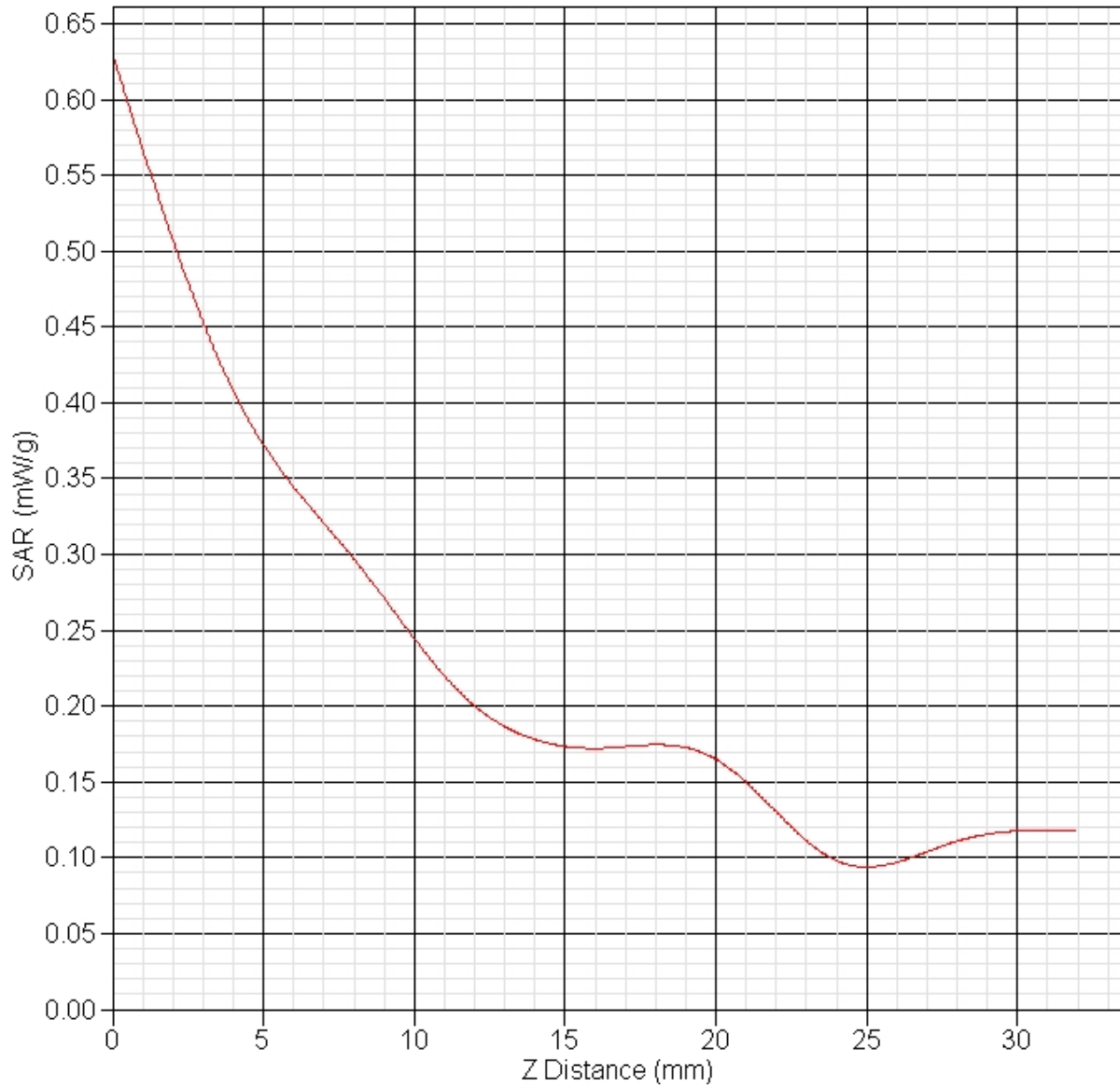
### Other Data

DUT Position : Side B  
Separation : 13 mm  
Channel : Mid



1 gram SAR value : 0.399 W/kg  
10 gram SAR value : 0.267 W/kg  
Area Scan Peak SAR : 0.378 W/kg  
Zoom Scan Peak SAR : 0.630 W/kg

**SAR-Z Axis**  
at Hotspot x:7.09 y:-21.95



**SAR Test Report**

By Operator : Jay  
Measurement Date : 08-Nov-2011  
Starting Time : 08-Nov-2011 04:55:17 PM  
End Time : 08-Nov-2011 05:20:20 PM  
Scanning Time : 1503 secs

## Product Data

Device Name : Intel Corporation  
Serial No. : 0015005A196C  
Mode : 802.11a  
Model : Intel® Centrino® Ultimate-N 6300 (Model 633ANHMMW&633ABHU)  
Frequency : 5785.00 MHz  
Max. Transmit Pwr : 0.05 W  
Drift Time : 0 min(s)  
Length : 8 mm  
Width : 40 mm  
Depth : 75 mm  
Antenna Type : Internal - Chain B  
Orientation : Side C  
Power Drift-Start : 0.329 W/kg  
Power Drift-Finish: 0.327 W/kg  
Power Drift (%) : -0.605

## Phantom Data

Name : APREL-Uni  
Type : Uni-Phantom  
Size (mm) : 280 x 280 x 200  
Serial No. : System Default  
Location : Center  
Description : Uni-Phantom

## Tissue Data

Type : BODY  
Serial No. : 5785  
Frequency : 5785.00 MHz  
Last Calib. Date : 08-Nov-2011  
Temperature : 20.00 °C  
Ambient Temp. : 23.00 °C  
Humidity : 45.00 RH%  
Epsilon : 48.09 F/m  
Sigma : 6.02 S/m  
Density : 1000.00 kg/cu. m

## Probe Data

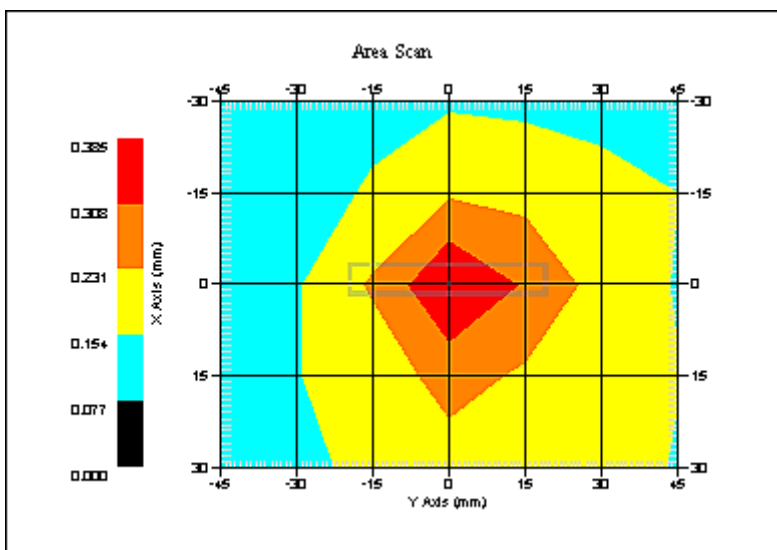
Name : Probe E030-001 - RFEL  
Model : E030  
Type : E-Field Triangle  
Serial No. : E030-001  
Last Calib. Date : 15-Jul-2011  
Frequency : 5800.00 MHz  
Duty Cycle Factor: 1  
Conversion Factor: 5.8  
Probe Sensitivity: 1.20 1.20 1.20  $\mu\text{V}/(\text{V}/\text{m})^2$   
Compression Point: 95.00 mV  
Offset : 0.56 mm

Measurement Data

Crest Factor : 1  
Scan Type : Complete  
Tissue Temp. : 20.00 °C  
Ambient Temp. : 23.00 °C  
Set-up Date : 08-Nov-2011  
Set-up Time : 6:26:51 AM  
Area Scan : 5x9x1 : Measurement x=15mm, y=15mm, z=4mm  
Zoom Scan : 7x7x10 : Measurement x=4mm, y=4mm, z=2.5mm

Other Data

DUT Position : Side C  
Separation : 13 mm  
Channel : Mid



1 gram SAR value : 0.350 W/kg  
10 gram SAR value : 0.237 W/kg  
Area Scan Peak SAR : 0.384 W/kg  
Zoom Scan Peak SAR : 0.480 W/kg

**SAR Test Report**

By Operator : Jay  
Measurement Date : 08-Nov-2011  
Starting Time : 08-Nov-2011 07:50:51 PM  
End Time : 08-Nov-2011 08:28:05 PM  
Scanning Time : 2234 secs

## Product Data

Device Name : Intel Corporation  
Serial No. : 0015005A196C  
Mode : 802.11a  
Model : Intel® Centrino® Ultimate-N 6300 (Model 633ANHMMW&633ABHU)  
Frequency : 5785.00 MHz  
Max. Transmit Pwr : 0.05 W  
Drift Time : 0 min(s)  
Length : 8 mm  
Width : 75 mm  
Depth : 40 mm  
Antenna Type : Internal - Chain B  
Orientation : Side D  
Power Drift-Start : 0.171 W/kg  
Power Drift-Finish: 0.171 W/kg  
Power Drift (%) : 0.185

## Phantom Data

Name : APREL-Uni  
Type : Uni-Phantom  
Size (mm) : 280 x 280 x 200  
Serial No. : System Default  
Location : Center  
Description : Uni-Phantom

## Tissue Data

Type : BODY  
Serial No. : 5785  
Frequency : 5785.00 MHz  
Last Calib. Date : 08-Nov-2011  
Temperature : 20.00 °C  
Ambient Temp. : 23.00 °C  
Humidity : 45.00 RH%  
Epsilon : 48.09 F/m  
Sigma : 6.02 S/m  
Density : 1000.00 kg/cu. m

## Probe Data

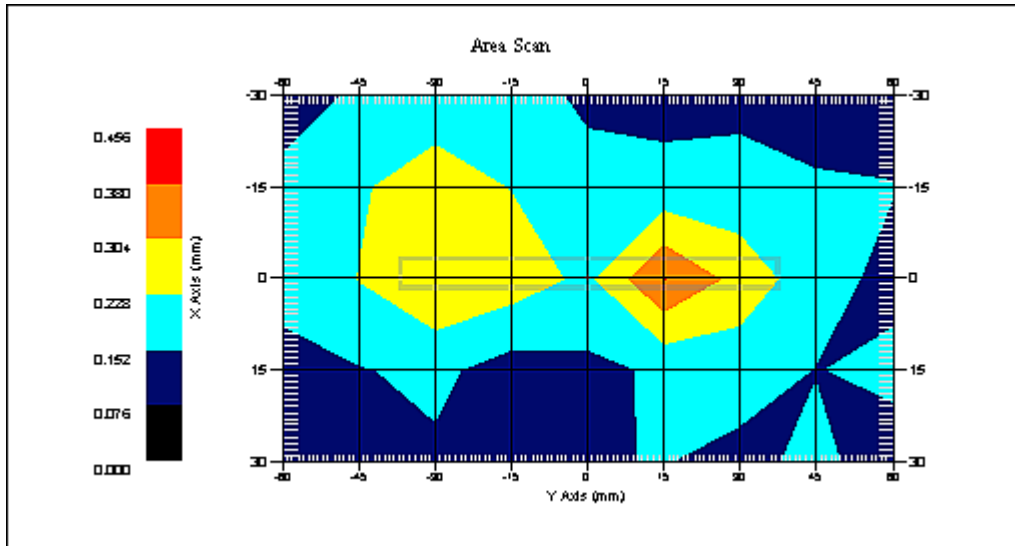
Name : Probe E030-001 - RFEL  
Model : E030  
Type : E-Field Triangle  
Serial No. : E030-001  
Last Calib. Date : 15-Jul-2011  
Frequency : 5800.00 MHz  
Duty Cycle Factor: 1  
Conversion Factor: 5.8  
Probe Sensitivity: 1.20 1.20 1.20  $\mu\text{V}/(\text{V}/\text{m})^2$   
Compression Point: 95.00 mV  
Offset : 0.56 mm

Measurement Data

Crest Factor : 1  
Scan Type : Complete  
Tissue Temp. : 20.00 °C  
Ambient Temp. : 23.00 °C  
Set-up Date : 08-Nov-2011  
Set-up Time : 6:26:51 AM  
Area Scan : 5x9x1 : Measurement x=15mm, y=15mm, z=4mm  
Zoom Scan : 7x7x10 : Measurement x=4mm, y=4mm, z=2.5mm

Other Data

DUT Position : Side D  
Separation : 13 mm  
Channel : Mid



1 gram SAR value : 0.324 W/kg  
10 gram SAR value : 0.209 W/kg  
Area Scan Peak SAR : 0.382 W/kg  
Zoom Scan Peak SAR : 0.570 W/kg

**SAR Test Report**

By Operator : Jay  
Measurement Date : 08-Nov-2011  
Starting Time : 08-Nov-2011 06:15:10 PM  
End Time : 08-Nov-2011 06:40:10 PM  
Scanning Time : 1500 secs

## Product Data

Device Name : Intel Corporation  
Serial No. : 0015005A196C  
Mode : 802.11a  
Model : Intel® Centrino® Ultimate-N 6300 (Model 633ANHMMW&633ABHU)  
Frequency : 5785.00 MHz  
Max. Transmit Pwr : 0.05 W  
Drift Time : 0 min(s)  
Length : 8 mm  
Width : 40 mm  
Depth : 75 mm  
Antenna Type : Internal - Chain B  
Orientation : Side E  
Power Drift-Start : 0.309 W/kg  
Power Drift-Finish: 0.301 W/kg  
Power Drift (%) : -2.587

## Phantom Data

Name : APREL-Uni  
Type : Uni-Phantom  
Size (mm) : 280 x 280 x 200  
Serial No. : System Default  
Location : Center  
Description : Uni-Phantom

## Tissue Data

Type : BODY  
Serial No. : 5785  
Frequency : 5785.00 MHz  
Last Calib. Date : 08-Nov-2011  
Temperature : 20.00 °C  
Ambient Temp. : 23.00 °C  
Humidity : 45.00 RH%  
Epsilon : 48.09 F/m  
Sigma : 6.02 S/m  
Density : 1000.00 kg/cu. m

## Probe Data

Name : Probe E030-001 - RFEL  
Model : E030  
Type : E-Field Triangle  
Serial No. : E030-001  
Last Calib. Date : 15-Jul-2011  
Frequency : 5800.00 MHz  
Duty Cycle Factor: 1  
Conversion Factor: 5.8  
Probe Sensitivity: 1.20 1.20 1.20  $\mu\text{V}/(\text{V}/\text{m})^2$   
Compression Point: 95.00 mV  
Offset : 0.56 mm

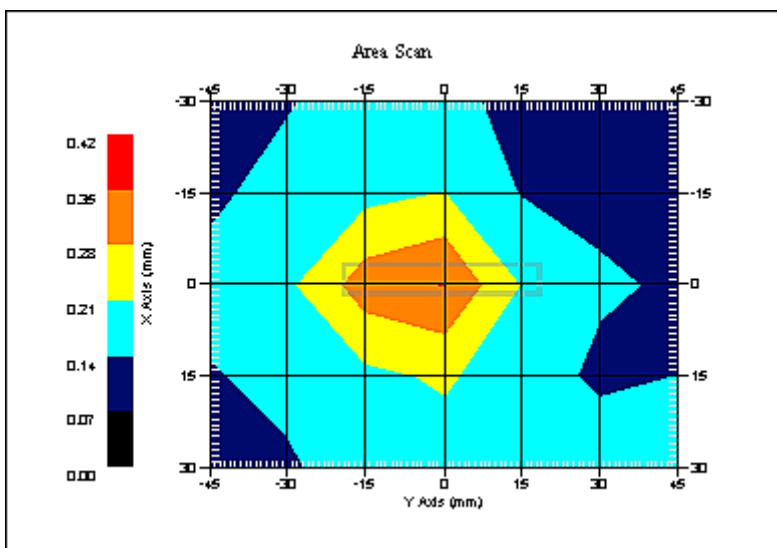


### Measurement Data

Crest Factor : 1  
Scan Type : Complete  
Tissue Temp. : 20.00 °C  
Ambient Temp. : 23.00 °C  
Set-up Date : 08-Nov-2011  
Set-up Time : 6:26:51 AM  
Area Scan : 5x9x1 : Measurement x=15mm, y=15mm, z=4mm  
Zoom Scan : 7x7x10 : Measurement x=4mm, y=4mm, z=2.5mm

### Other Data

DUT Position : Side E  
Separation : 13 mm  
Channel : Mid



1 gram SAR value : 0.328 W/kg  
10 gram SAR value : 0.221 W/kg  
Area Scan Peak SAR : 0.352 W/kg  
Zoom Scan Peak SAR : 0.550 W/kg

**SAR Test Report**

By Operator : Jay  
Measurement Date : 08-Nov-2011  
Starting Time : 08-Nov-2011 09:39:15 PM  
End Time : 08-Nov-2011 10:06:13 PM  
Scanning Time : 1618 secs

## Product Data

Device Name : Intel Corporation  
Serial No. : 0015005A196C  
Mode : 802.11a  
Model : Intel® Centrino® Ultimate-N 6300 (Model 633ANHMMW&633ABHU)  
Frequency : 5785.00 MHz  
Max. Transmit Pwr : 0.05 W  
Drift Time : 0 min(s)  
Length : 8 mm  
Width : 75 mm  
Depth : 40 mm  
Antenna Type : Internal - Chain B  
Orientation : Side F  
Power Drift-Start : 0.228 W/kg  
Power Drift-Finish: 0.238 W/kg  
Power Drift (%) : 4.570

## Phantom Data

Name : APREL-Uni  
Type : Uni-Phantom  
Size (mm) : 280 x 280 x 200  
Serial No. : System Default  
Location : Center  
Description : Uni-Phantom

## Tissue Data

Type : BODY  
Serial No. : 5785  
Frequency : 5785.00 MHz  
Last Calib. Date : 08-Nov-2011  
Temperature : 20.00 °C  
Ambient Temp. : 23.00 °C  
Humidity : 45.00 RH%  
Epsilon : 48.09 F/m  
Sigma : 6.02 S/m  
Density : 1000.00 kg/cu. m

## Probe Data

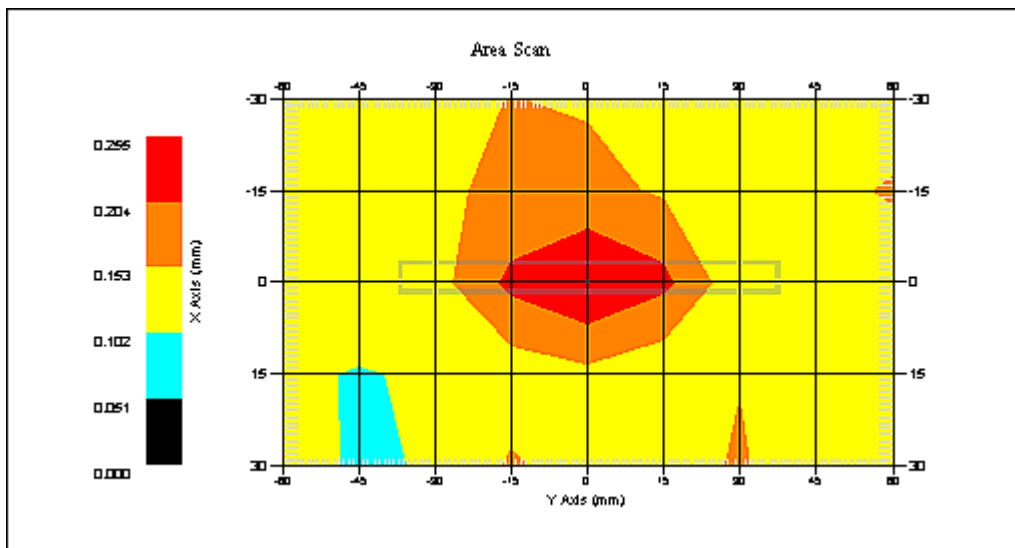
Name : Probe E030-001 - RFEL  
Model : E030  
Type : E-Field Triangle  
Serial No. : E030-001  
Last Calib. Date : 15-Jul-2011  
Frequency : 5800.00 MHz  
Duty Cycle Factor: 1  
Conversion Factor: 5.8  
Probe Sensitivity: 1.20 1.20 1.20  $\mu\text{V}/(\text{V}/\text{m})^2$   
Compression Point: 95.00 mV  
Offset : 0.56 mm

### Measurement Data

Crest Factor : 1  
Scan Type : Complete  
Tissue Temp. : 20.00 °C  
Ambient Temp. : 23.00 °C  
Set-up Date : 08-Nov-2011  
Set-up Time : 6:26:51 AM  
Area Scan : 5x9x1 : Measurement x=15mm, y=15mm, z=4mm  
Zoom Scan : 7x7x10 : Measurement x=4mm, y=4mm, z=2.5mm

### Other Data

DUT Position : Side F  
Separation : 13 mm  
Channel : Mid



1 gram SAR value : 0.228 W/kg  
10 gram SAR value : 0.166 W/kg  
Area Scan Peak SAR : 0.253 W/kg  
Zoom Scan Peak SAR : 0.350 W/kg

**SAR Test Report**

By Operator : Jay  
Measurement Date : 08-Nov-2011  
Starting Time : 08-Nov-2011 02:10:20 PM  
End Time : 08-Nov-2011 02:37:10 PM  
Scanning Time : 1610 secs

## Product Data

Device Name : Intel Corporation  
Serial No. : 0015005A196C  
Mode : 802.11a  
Model : Intel® Centrino® Ultimate-N 6300 (Model 633ANHMMW&633ABHU)  
Frequency : 5785.00 MHz  
Max. Transmit Pwr : 0.05 W  
Drift Time : 0 min(s)  
Length : 40 mm  
Width : 75 mm  
Depth : 8 mm  
Antenna Type : Internal - Chain C  
Orientation : Side A  
Power Drift-Start : 0.214 W/kg  
Power Drift-Finish: 0.211 W/kg  
Power Drift (%) : -1.401

## Phantom Data

Name : APREL-Uni  
Type : Uni-Phantom  
Size (mm) : 280 x 280 x 200  
Serial No. : System Default  
Location : Center  
Description : Uni-Phantom

## Tissue Data

Type : BODY  
Serial No. : 5785  
Frequency : 5785.00 MHz  
Last Calib. Date : 08-Nov-2011  
Temperature : 20.00 °C  
Ambient Temp. : 23.00 °C  
Humidity : 45.00 RH%  
Epsilon : 48.09 F/m  
Sigma : 6.02 S/m  
Density : 1000.00 kg/cu. m

## Probe Data

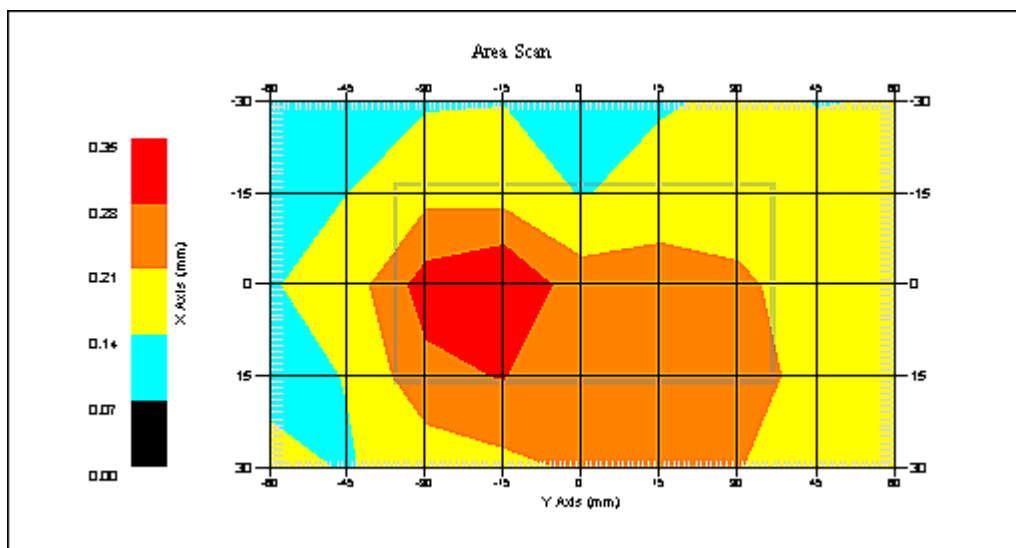
Name : Probe E030-001 - RFEL  
Model : E030  
Type : E-Field Triangle  
Serial No. : E030-001  
Last Calib. Date : 15-Jul-2011  
Frequency : 5800.00 MHz  
Duty Cycle Factor: 1  
Conversion Factor: 5.8  
Probe Sensitivity: 1.20 1.20 1.20  $\mu\text{V}/(\text{V}/\text{m})^2$   
Compression Point: 95.00 mV  
Offset : 0.56 mm

### Measurement Data

Crest Factor : 1  
Scan Type : Complete  
Tissue Temp. : 20.00 °C  
Ambient Temp. : 23.00 °C  
Set-up Date : 08-Nov-2011  
Set-up Time : 6:26:51 AM  
Area Scan : 5x9x1 : Measurement x=15mm, y=15mm, z=4mm  
Zoom Scan : 7x7x10 : Measurement x=4mm, y=4mm, z=2.5mm

### Other Data

DUT Position : Side A  
Separation : 13 mm  
Channel : Mid



1 gram SAR value : 0.333 W/kg  
10 gram SAR value : 0.237 W/kg  
Area Scan Peak SAR : 0.349 W/kg  
Zoom Scan Peak SAR : 0.410 W/kg

**SAR Test Report**

By Operator : Jay  
Measurement Date : 08-Nov-2011  
Starting Time : 08-Nov-2011 02:39:58 PM  
End Time : 08-Nov-2011 03:16:46 PM  
Scanning Time : 2208 secs

## Product Data

Device Name : Intel Corporation  
Serial No. : 0015005A196C  
Mode : 802.11a  
Model : Intel® Centrino® Ultimate-N 6300 (Model 633ANHMMW&633ABHU)  
Frequency : 5785.00 MHz  
Max. Transmit Pwr : 0.05 W  
Drift Time : 0 min(s)  
Length : 40 mm  
Width : 75 mm  
Depth : 8 mm  
Antenna Type : Internal - Chain C  
Orientation : Side B  
Power Drift-Start : 0.224 W/kg  
Power Drift-Finish: 0.220 W/kg  
Power Drift (%) : -1.786

## Phantom Data

Name : APREL-Uni  
Type : Uni-Phantom  
Size (mm) : 280 x 280 x 200  
Serial No. : System Default  
Location : Center  
Description : Uni-Phantom

## Tissue Data

Type : BODY  
Serial No. : 5785  
Frequency : 5785.00 MHz  
Last Calib. Date : 08-Nov-2011  
Temperature : 20.00 °C  
Ambient Temp. : 23.00 °C  
Humidity : 45.00 RH%  
Epsilon : 48.09 F/m  
Sigma : 6.02 S/m  
Density : 1000.00 kg/cu. m

## Probe Data

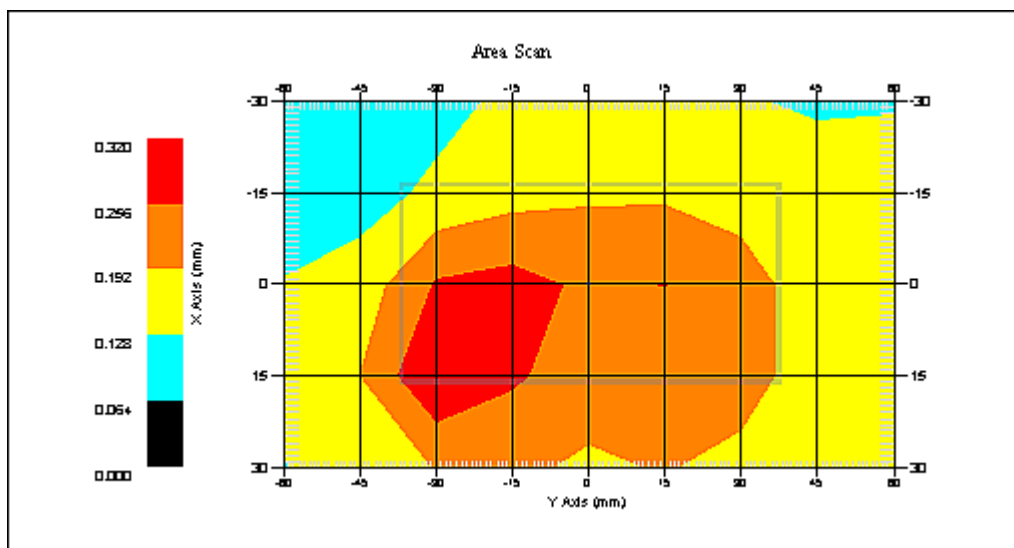
Name : Probe E030-001 - RFEL  
Model : E030  
Type : E-Field Triangle  
Serial No. : E030-001  
Last Calib. Date : 15-Jul-2011  
Frequency : 5800.00 MHz  
Duty Cycle Factor: 1  
Conversion Factor: 5.8  
Probe Sensitivity: 1.20 1.20 1.20  $\mu\text{V}/(\text{V}/\text{m})^2$   
Compression Point: 95.00 mV  
Offset : 0.56 mm

### Measurement Data

Crest Factor : 1  
Scan Type : Complete  
Tissue Temp. : 20.00 °C  
Ambient Temp. : 23.00 °C  
Set-up Date : 08-Nov-2011  
Set-up Time : 6:26:51 AM  
Area Scan : 5x9x1 : Measurement x=15mm, y=15mm, z=4mm  
Zoom Scan : 7x7x10 : Measurement x=4mm, y=4mm, z=2.5mm

### Other Data

DUT Position : Side B  
Separation : 13 mm  
Channel : Mid



1 gram SAR value : 0.316 W/kg  
10 gram SAR value : 0.220 W/kg  
Area Scan Peak SAR : 0.320 W/kg  
Zoom Scan Peak SAR : 0.530 W/kg

**SAR Test Report**

By Operator : Jay  
Measurement Date : 08-Nov-2011  
Starting Time : 08-Nov-2011 05:22:36 PM  
End Time : 08-Nov-2011 05:47:45 PM  
Scanning Time : 1509 secs

## Product Data

Device Name : Intel Corporation  
Serial No. : 0015005A196C  
Mode : 802.11a  
Model : Intel® Centrino® Ultimate-N 6300 (Model 633ANHMMW&633ABHU)  
Frequency : 5785.00 MHz  
Max. Transmit Pwr : 0.05 W  
Drift Time : 0 min(s)  
Length : 8 mm  
Width : 40 mm  
Depth : 75 mm  
Antenna Type : Internal - Chain C  
Orientation : Side C  
Power Drift-Start : 0.315 W/kg  
Power Drift-Finish: 0.315 W/kg  
Power Drift (%) : 0.287

## Phantom Data

Name : APREL-Uni  
Type : Uni-Phantom  
Size (mm) : 280 x 280 x 200  
Serial No. : System Default  
Location : Center  
Description : Uni-Phantom

## Tissue Data

Type : BODY  
Serial No. : 5785  
Frequency : 5785.00 MHz  
Last Calib. Date : 08-Nov-2011  
Temperature : 20.00 °C  
Ambient Temp. : 23.00 °C  
Humidity : 45.00 RH%  
Epsilon : 48.09 F/m  
Sigma : 6.02 S/m  
Density : 1000.00 kg/cu. m

## Probe Data

Name : Probe E030-001 - RFEL  
Model : E030  
Type : E-Field Triangle  
Serial No. : E030-001  
Last Calib. Date : 15-Jul-2011  
Frequency : 5800.00 MHz  
Duty Cycle Factor: 1  
Conversion Factor: 5.8  
Probe Sensitivity: 1.20 1.20 1.20  $\mu\text{V}/(\text{V}/\text{m})^2$   
Compression Point: 95.00 mV  
Offset : 0.56 mm

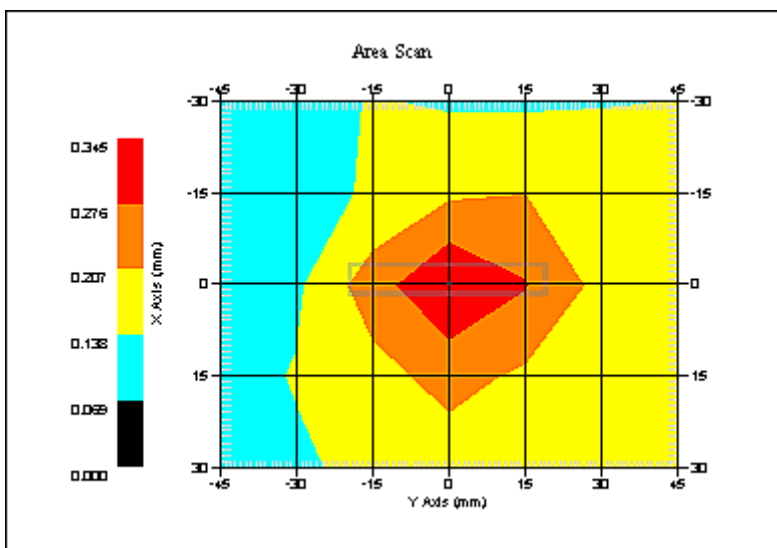


Measurement Data

Crest Factor : 1  
Scan Type : Complete  
Tissue Temp. : 20.00 °C  
Ambient Temp. : 23.00 °C  
Set-up Date : 08-Nov-2011  
Set-up Time : 6:26:51 AM  
Area Scan : 5x9x1 : Measurement x=15mm, y=15mm, z=4mm  
Zoom Scan : 7x7x10 : Measurement x=4mm, y=4mm, z=2.5mm

Other Data

DUT Position : Side C  
Separation : 13 mm  
Channel : Mid



1 gram SAR value : 0.272 W/kg  
10 gram SAR value : 0.212 W/kg  
Area Scan Peak SAR : 0.345 W/kg  
Zoom Scan Peak SAR : 0.460 W/kg

**SAR Test Report**

By Operator : Jay  
Measurement Date : 08-Nov-2011  
Starting Time : 08-Nov-2011 08:30:42 PM  
End Time : 08-Nov-2011 09:07:41 PM  
Scanning Time : 2219 secs

## Product Data

Device Name : Intel Corporation  
Serial No. : 0015005A196C  
Mode : 802.11a  
Model : Intel® Centrino® Ultimate-N 6300 (Model 633ANHMMW&633ABHU)  
Frequency : 5785.00 MHz  
Max. Transmit Pwr : 0.05 W  
Drift Time : 0 min(s)  
Length : 8 mm  
Width : 75 mm  
Depth : 40 mm  
Antenna Type : Internal - Chain C  
Orientation : Side D  
Power Drift-Start : 0.169 W/kg  
Power Drift-Finish: 0.163 W/kg  
Power Drift (%) : -3.551

## Phantom Data

Name : APREL-Uni  
Type : Uni-Phantom  
Size (mm) : 280 x 280 x 200  
Serial No. : System Default  
Location : Center  
Description : Uni-Phantom

## Tissue Data

Type : BODY  
Serial No. : 5785  
Frequency : 5785.00 MHz  
Last Calib. Date : 08-Nov-2011  
Temperature : 20.00 °C  
Ambient Temp. : 23.00 °C  
Humidity : 45.00 RH%  
Epsilon : 48.09 F/m  
Sigma : 6.02 S/m  
Density : 1000.00 kg/cu. m

## Probe Data

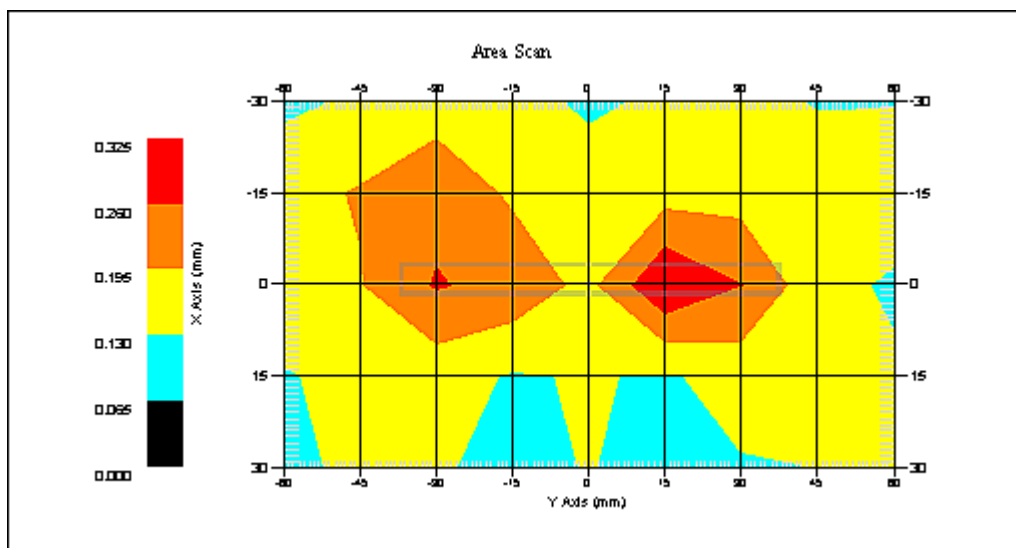
Name : Probe E030-001 - RFEL  
Model : E030  
Type : E-Field Triangle  
Serial No. : E030-001  
Last Calib. Date : 15-Jul-2011  
Frequency : 5800.00 MHz  
Duty Cycle Factor: 1  
Conversion Factor: 5.8  
Probe Sensitivity: 1.20 1.20 1.20  $\mu\text{V}/(\text{V}/\text{m})^2$   
Compression Point: 95.00 mV  
Offset : 0.56 mm

### Measurement Data

Crest Factor : 1  
Scan Type : Complete  
Tissue Temp. : 20.00 °C  
Ambient Temp. : 23.00 °C  
Set-up Date : 08-Nov-2011  
Set-up Time : 6:26:51 AM  
Area Scan : 5x9x1 : Measurement x=15mm, y=15mm, z=4mm  
Zoom Scan : 7x7x10 : Measurement x=4mm, y=4mm, z=2.5mm

### Other Data

DUT Position : Side D  
Separation : 13 mm  
Channel : Mid



1 gram SAR value : 0.266 W/kg  
10 gram SAR value : 0.226 W/kg  
Area Scan Peak SAR : 0.323 W/kg  
Zoom Scan Peak SAR : 0.490 W/kg

**SAR Test Report**

By Operator : Jay  
Measurement Date : 08-Nov-2011  
Starting Time : 08-Nov-2011 05:49:00 PM  
End Time : 08-Nov-2011 06:13:48 PM  
Scanning Time : 1488 secs

## Product Data

Device Name : Intel Corporation  
Serial No. : 0015005A196C  
Mode : 802.11a  
Model : Intel® Centrino® Ultimate-N 6300 (Model 633ANHMMW&633ABHU)  
Frequency : 5785.00 MHz  
Max. Transmit Pwr : 0.05 W  
Drift Time : 0 min(s)  
Length : 8 mm  
Width : 40 mm  
Depth : 75 mm  
Antenna Type : Internal - Chain C  
Orientation : Side E  
Power Drift-Start : 0.312 W/kg  
Power Drift-Finish: 0.306 W/kg  
Power Drift (%) : -1.880

## Phantom Data

Name : APREL-Uni  
Type : Uni-Phantom  
Size (mm) : 280 x 280 x 200  
Serial No. : System Default  
Location : Center  
Description : Uni-Phantom

## Tissue Data

Type : BODY  
Serial No. : 5785  
Frequency : 5785.00 MHz  
Last Calib. Date : 08-Nov-2011  
Temperature : 20.00 °C  
Ambient Temp. : 23.00 °C  
Humidity : 45.00 RH%  
Epsilon : 48.09 F/m  
Sigma : 6.02 S/m  
Density : 1000.00 kg/cu. m

## Probe Data

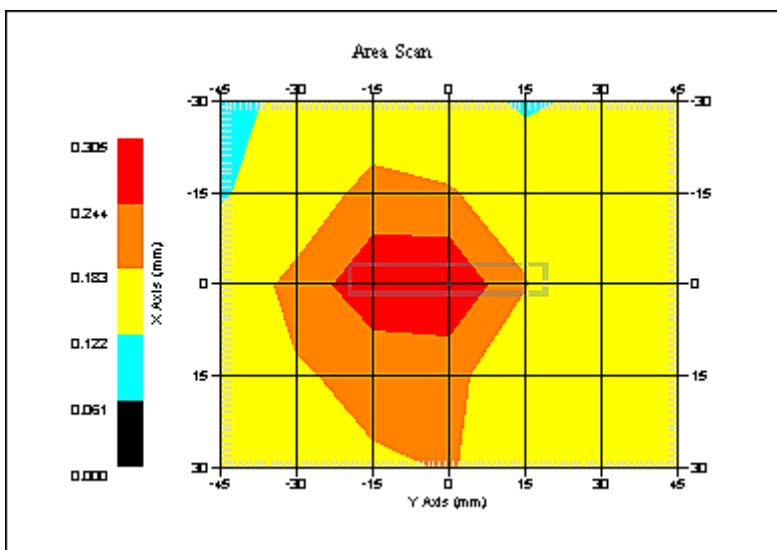
Name : Probe E030-001 - RFEL  
Model : E030  
Type : E-Field Triangle  
Serial No. : E030-001  
Last Calib. Date : 15-Jul-2011  
Frequency : 5800.00 MHz  
Duty Cycle Factor: 1  
Conversion Factor: 5.8  
Probe Sensitivity: 1.20 1.20 1.20  $\mu\text{V}/(\text{V}/\text{m})^2$   
Compression Point: 95.00 mV  
Offset : 0.56 mm

### Measurement Data

Crest Factor : 1  
Scan Type : Complete  
Tissue Temp. : 20.00 °C  
Ambient Temp. : 23.00 °C  
Set-up Date : 08-Nov-2011  
Set-up Time : 6:26:51 AM  
Area Scan : 5x9x1 : Measurement x=15mm, y=15mm, z=4mm  
Zoom Scan : 7x7x10 : Measurement x=4mm, y=4mm, z=2.5mm

### Other Data

DUT Position : Side E  
Separation : 13 mm  
Channel : Mid



1 gram SAR value : 0.287 W/kg  
10 gram SAR value : 0.211 W/kg  
Area Scan Peak SAR : 0.304 W/kg  
Zoom Scan Peak SAR : 0.420 W/kg

**SAR Test Report**

By Operator : Jay  
Measurement Date : 08-Nov-2011  
Starting Time : 08-Nov-2011 09:09:53 PM  
End Time : 08-Nov-2011 09:37:01 PM  
Scanning Time : 1628 secs

## Product Data

Device Name : Intel Corporation  
Serial No. : 0015005A196C  
Mode : 802.11a  
Model : Intel® Centrino® Ultimate-N 6300 (Model 633ANHMMW&633ABHU)  
Frequency : 5785.00 MHz  
Max. Transmit Pwr : 0.05 W  
Drift Time : 0 min(s)  
Length : 8 mm  
Width : 75 mm  
Depth : 40 mm  
Antenna Type : Internal - Chain C  
Orientation : Side F  
Power Drift-Start : 0.205 W/kg  
Power Drift-Finish: 0.208 W/kg  
Power Drift (%) : 1.461

## Phantom Data

Name : APREL-Uni  
Type : Uni-Phantom  
Size (mm) : 280 x 280 x 200  
Serial No. : System Default  
Location : Center  
Description : Uni-Phantom

## Tissue Data

Type : BODY  
Serial No. : 5785  
Frequency : 5785.00 MHz  
Last Calib. Date : 08-Nov-2011  
Temperature : 20.00 °C  
Ambient Temp. : 23.00 °C  
Humidity : 45.00 RH%  
Epsilon : 48.09 F/m  
Sigma : 6.02 S/m  
Density : 1000.00 kg/cu. m

## Probe Data

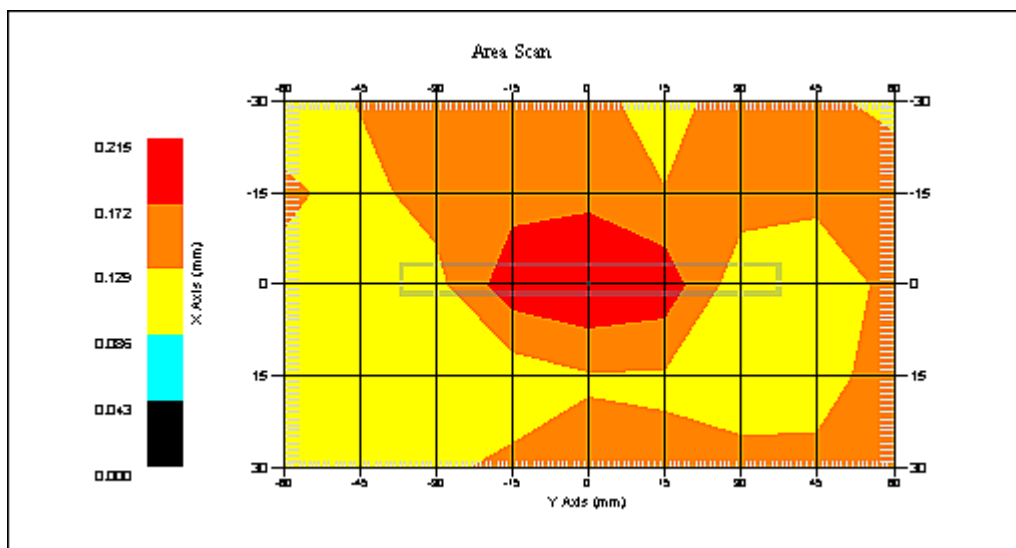
Name : Probe E030-001 - RFEL  
Model : E030  
Type : E-Field Triangle  
Serial No. : E030-001  
Last Calib. Date : 15-Jul-2011  
Frequency : 5800.00 MHz  
Duty Cycle Factor: 1  
Conversion Factor: 5.8  
Probe Sensitivity: 1.20 1.20 1.20  $\mu\text{V}/(\text{V}/\text{m})^2$   
Compression Point: 95.00 mV  
Offset : 0.56 mm

### Measurement Data

Crest Factor : 1  
Scan Type : Complete  
Tissue Temp. : 20.00 °C  
Ambient Temp. : 23.00 °C  
Set-up Date : 08-Nov-2011  
Set-up Time : 6:26:51 AM  
Area Scan : 5x9x1 : Measurement x=15mm, y=15mm, z=4mm  
Zoom Scan : 7x7x10 : Measurement x=4mm, y=4mm, z=2.5mm

### Other Data

DUT Position : Side F  
Separation : 13 mm  
Channel : Mid




1 gram SAR value : 0.193 W/kg  
10 gram SAR value : 0.152 W/kg  
Area Scan Peak SAR : 0.215 W/kg  
Zoom Scan Peak SAR : 0.230 W/kg

## Appendix C – SAR Test Setup Photos




**System Body Configuration**




**Body Tissue Depth**







**Test Position Side A 13 mm Gap**




**Test Position Side B 13 mm Gap**




**Test Position Side C 13 mm Gap**



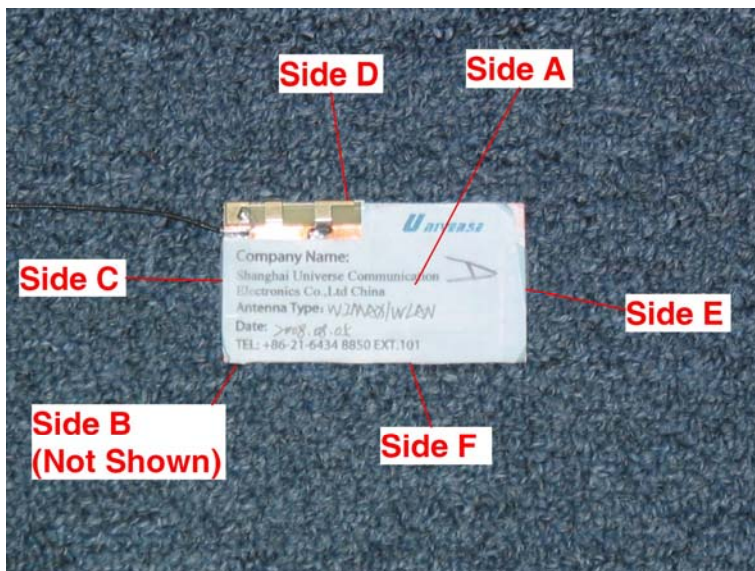
**Test Position Side D 13 mm Gap**



**Test Position Side E 13 mm Gap**



**Test Position Side F 13 mm Gap**



**Test Locations**



**Module**



**Test System**

## **Appendix D – Probe Calibration Data Sheets**

# NCL CALIBRATION LABORATORIES

Calibration File No.: PC1333-1350

Client.: RFEL

## CERTIFICATE OF CALIBRATION

It is certified that the equipment identified below has been calibrated in the **NCL CALIBRATION LABORATORIES** by qualified personnel following recognized procedures and using transfer standards traceable to NRC/NIST.

Equipment: Miniature Isotropic RF Probe

Record of Calibration

Head and Body

Manufacturer: APREL Laboratories

**Model No.:** E-020

**Serial No.:** 217

**Calibration Procedure:** D01-032-E020-V2, D22-012-Tissue, D28-002-Dipole

**Project No:** RFEL-PC-5620

**Calibrated:** 7<sup>th</sup> September 2011

**Released on:** 7<sup>th</sup> September 2011

**Approved By:** Stuart Nicol

This Calibration Certificate is Incomplete Unless Accompanied with the Calibration Results Summary

Released By: \_\_\_\_\_

**NCL** CALIBRATION LABORATORIES

303 Terry Fox Drive, Suite 102  
Kanata, Ontario  
CANADA K2K 3J1

Division of APREL  
TEL: (613) 435-8300  
FAX: (613) 435-8306

## Introduction

This Calibration Report reproduces the results of the calibration performed in line with the references listed below. Calibration is performed using accepted methodologies as per the references listed below. Probes are calibrated for air, and tissue and the values reported are the results from the physical quantification of the probe through meteorological practices.

## Calibration Method

Probes are calibrated using the following methods.

<1000MHz

TEM Cell for sensitivity in air

Standard phantom using temperature transfer method for sensitivity in tissue

>1000MHz

Waveguide\* method to determine sensitivity in air and tissue

\*Waveguide is numerically (simulation) assessed to determine the field distribution and power

The boundary effect for the probe is assessed using a standard flat phantom where the probe output is compared against a numerically simulated series of data points

## References

- IEEE Standard 1528 (2003) including Amendment 1  
IEEE Recommended Practice for Determining the Peak Spatial-Average Specific Absorption Rate (SAR) in the Human Head from Wireless Communications Devices: Measurement Techniques
- EN 62209-1 (2006)  
Human Exposure to RF Fields from hand-held and body-mounted wireless communication devices - Human models, instrumentation, and procedures-Part 1: Procedure to measure the Specific Absorption Rate (SAR) for hand-held mobile wireless devices
- IEC 62209-2 Ed. 1.0 (2010-03)  
Human exposure to RF fields from hand-held and body-mounted wireless devices - Human models, instrumentation, and procedures - Part 2: specific absorption rate (SAR) for wireless communication devices (30 MHz - 6 GHz)
- TP-D01-032-E020-V2 E-Field probe calibration procedure
- D22-012-Tissue dielectric tissue calibration procedure
- D28-002-Dipole procedure for validation of SAR system using a dipole
- IEEE 1309 Draft Standard for Calibration of Electromagnetic Field Sensors and Probes, Excluding Antennas, from 9kHz to 40GHz



# NCL Calibration Laboratories

Division of APREL Inc.

---

## Conditions

Probe 217 was a re-calibration.

**Ambient Temperature of the Laboratory:** 22 °C +/- 1.5°C  
**Temperature of the Tissue:** 21 °C +/- 1.5°C  
**Relative Humidity:** < 60%

## Primary Measurement Standards

Instrument	Serial Number	Cal date
Power meter Anritsu MA2408A	90025437	Nov.4, 2010
Power Sensor Anritsu MA2481D	103555	Nov 4, 2010
Attenuator HP 8495A (70dB)	1944A10711	Sept. 14, 2010
Network Analyzer Anritsu MT8801C	MB11855	Feb. 8, 2011


## Secondary Measurement Standards


Signal Generator Agilent E4438C -506 MY55182336 June 7, 2011

## Attestation

The below named signatories have conducted the calibration and review of the data which is presented in this calibration report.

**We the undersigned attest that to the best of our knowledge the calibration of this probe has been accurately conducted and that all information contained within this report has been reviewed for accuracy.**

  
-----  
**Stuart Nicol**

  
-----  
**Jesse Hones**

**Probe Summary**

<b>Probe Type:</b>	E-Field Probe E020
<b>Serial Number:</b>	217
<b>Frequency:</b>	750MHz
<b>Sensor Offset:</b>	1.56
<b>Sensor Length:</b>	2.5
<b>Tip Enclosure:</b>	Composite*
<b>Tip Diameter:</b>	< 2.9 mm
<b>Tip Length:</b>	55 mm
<b>Total Length:</b>	289 mm

\*Resistive to recommended tissue recipes per IEEE-1528

**Sensitivity in Air**

<b>Channel X:</b>	$1.2 \mu\text{V}/(\text{V}/\text{m})^2$
<b>Channel Y:</b>	$1.2 \mu\text{V}/(\text{V}/\text{m})^2$
<b>Channel Z:</b>	$1.2 \mu\text{V}/(\text{V}/\text{m})^2$
<b>Diode Compression Point:</b>	95 mV

# NCL Calibration Laboratories

Division of APREL Inc.

## Calibration for Tissue (Head H, Body B)

Frequency	Tissue Type	Measured Epsilon	Measured Sigma	Calibration Uncertainty	Tolerance Uncertainty for 5%*	Conversion Factor
450 H	Head	45.31	0.91	4.1	3.6	5.8
450 B	Body	56.77	0.99	4.1	3.6	6.0
650 B	Body	57.42	0.91	3.96	3.5	6.2
750 H	Head	42.16	0.87	3.94	3.5	6.2
750 B	Body	55.54	0.94	3.94	3.4	6.3
835 H	Head	42.5	0.93	3.5	3.4	6.4
835 B	Body	56.37	0.954	3.5	3.4	6.4
900 H	Head	41.89	1.0	3.5	3.4	6.1
900 B	Body	53.68	1.05	3.5	3.4	6.1
1450 H	Head	X	X	X	X	X
1450 B	Body	X	X	X	X	X
1500 H	Head	X	X	X	X	X
1500 B	Body	X	X	X	X	X
1640 H	Head	39.0	1.25	3.5	2.7	5.2
1640 B	Body	52.03	1.39	3.5	2.7	5.0
1735 H	Head	X	X	X	X	X
1735 B	Body	51.68	1.5	3.5	2.7	5.2
1800 H	Head	38.38	1.39	3.5	2.7	4.9
1800 B	Body	51.54	1.56	3.5	2.7	5.1
1900 H	Head	38.4	1.43	3.5	2.7	4.9
1900 B	Body	52.08	1.59	3.5	2.7	4.8
2000 H	Head	X	X	X	X	X
2000 B	Body	X	X	X	X	X
2100 H	Head	X	X	X	X	X
2100 B	Body	X	X	X	X	X
2300 H	Head	X	X	X	X	X
2300 B	Body	X	X	X	X	X
2450 H	Head	38.2	1.82	3.5	3.5	3.91
2450B	Body	51.74	1.96	3.5	3.5	3.94
2600 H	Head	X	X	X	X	X
2600 B	Body	51.18	2.16	3.5	3.5	4.0
3000 H	Head	X	X	X	X	X
3000 B	Body	X	X	X	X	X
3600 H	Head	X	X	X	X	X
3600 B	Body	X	X	X	X	X
5200 H	Head	X	X	X	X	X
5200 B	Body	X	X	X	X	X
5600 H	Head	X	X	X	X	X
5600 B	Body	X	X	X	X	X
5800 H	Head	X	X	X	X	X
5800 B	Body	X	X	X	X	X

**Boundary Effect:**

Uncertainty resulting from the boundary effect is less than 2.1% for the distance between the tip of the probe and the tissue boundary, when less than 0.58mm.

**Spatial Resolution:**

The spatial resolution uncertainty is less than 1.5% for 4.9mm diameter probe.  
The spatial resolution uncertainty is less than 1.0% for 2.5mm diameter probe.

**DAQ-PAQ Contribution**

To minimize the uncertainty calculation all tissue sensitivity values were calculated using a load impedance of 5 M $\Omega$ .

**Boundary Effect:**

For a distance of 0.58mm the worst case evaluated uncertainty (increase in the probe sensitivity) is less than 2.1%.

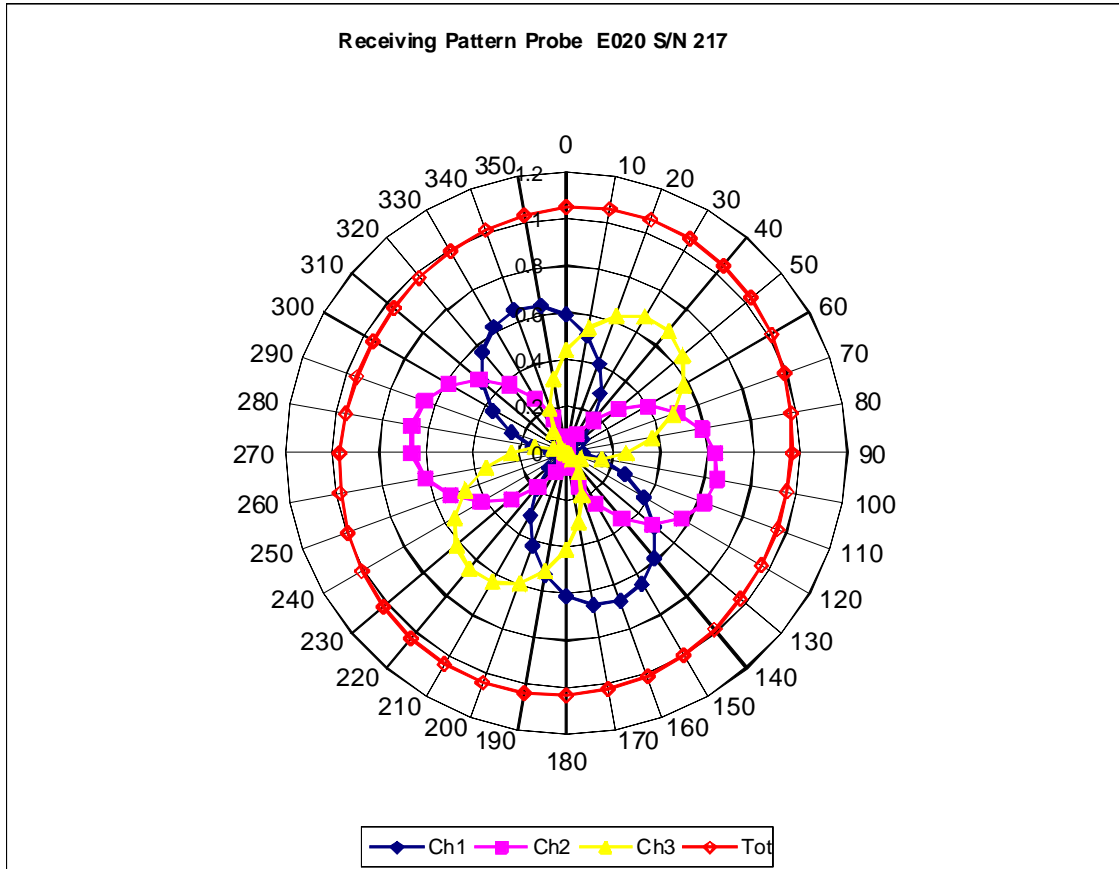
**NOTES:**

\*The maximum deviation from the centre frequency when comparing the lower to upper range is listed.

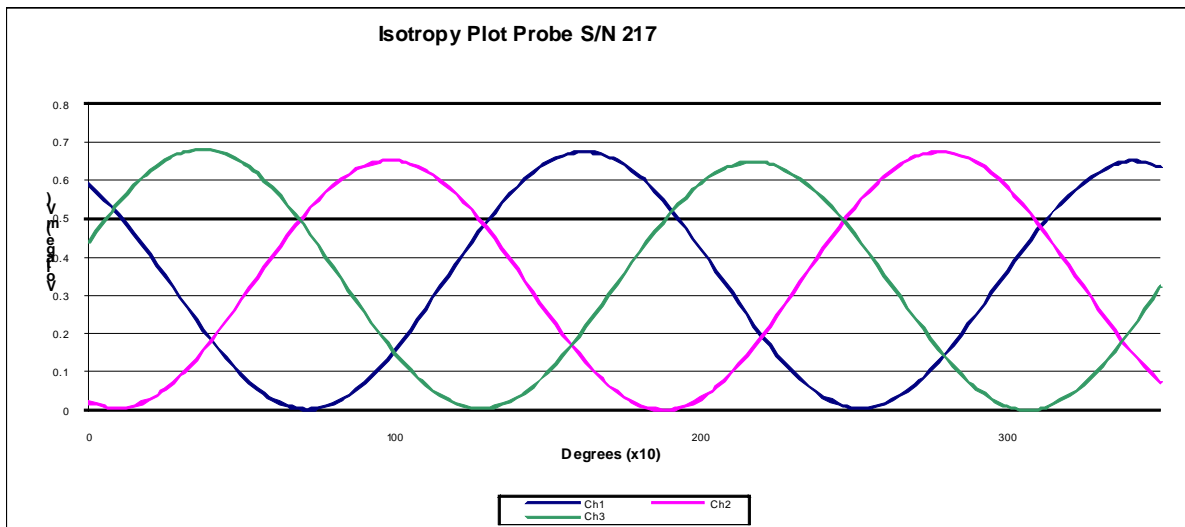
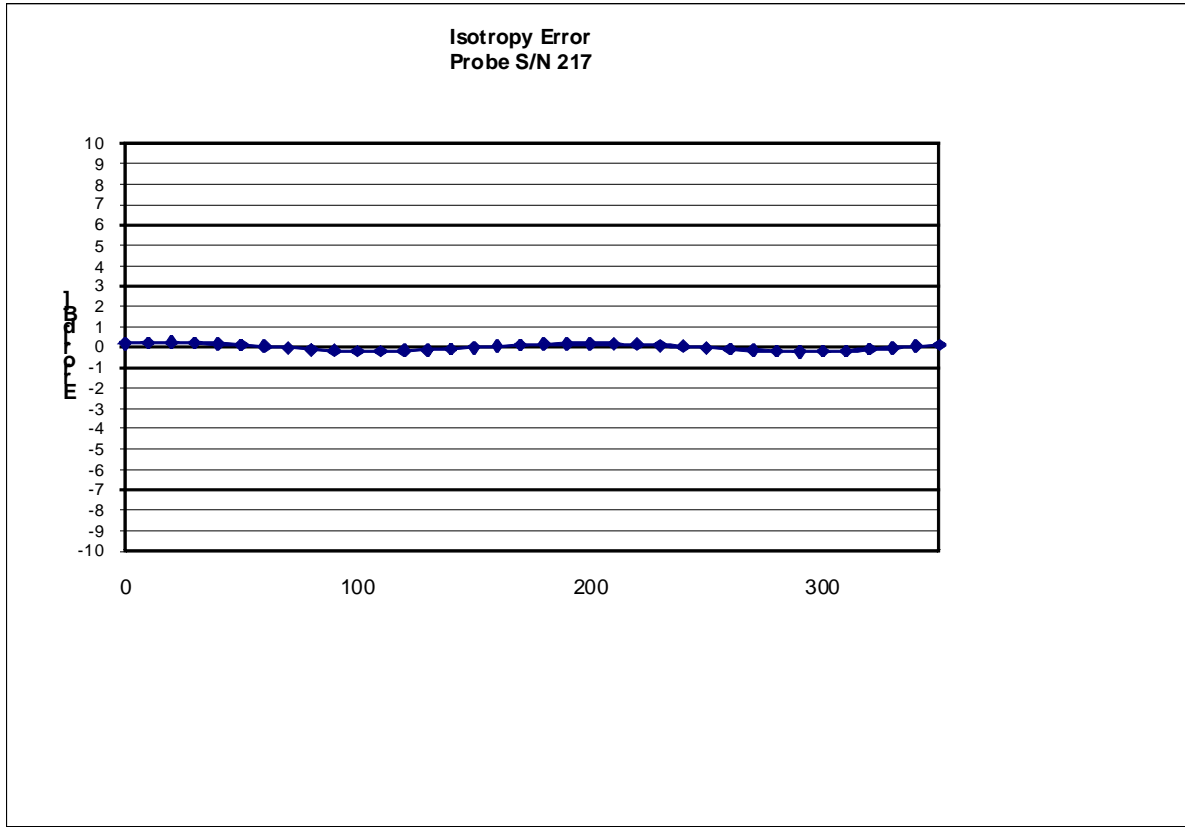
The probe was received in good condition.

Probe was calibrated on new DAC-PAQ.

## Receiving Pattern Air



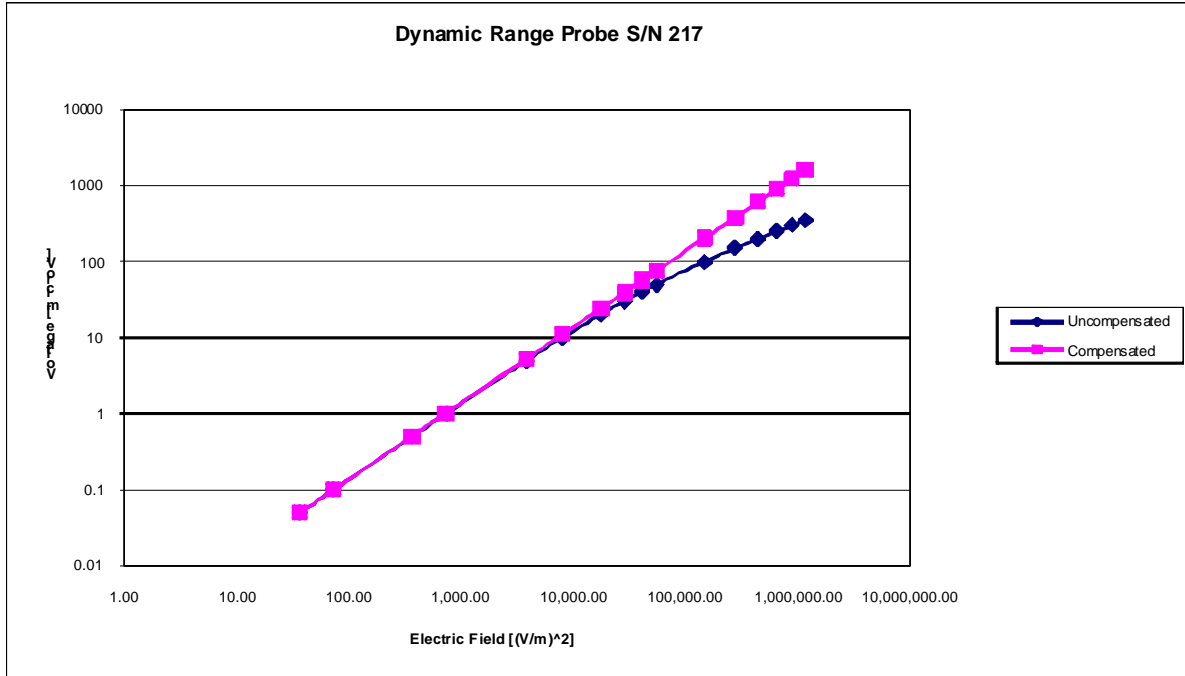
# Isotropy Error



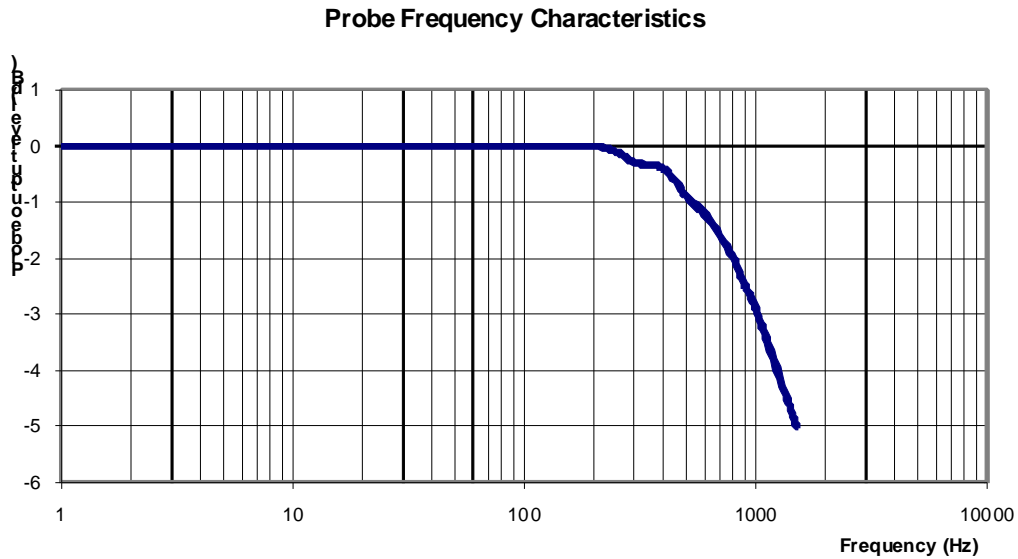
Isotropicity Tissue:

0.12 dB

## Dynamic Range



## Video Bandwidth



**Video Bandwidth at 500 Hz**                      1 dB  
**Video Bandwidth at 1.02 KHz:**                3 dB

### Test Equipment

The test equipment used during Probe Calibration, manufacturer, model number and, current calibration status are listed and located on the main APREL server R:\NCL\Calibration Equipment\Instrument List May 2011.



# NCL CALIBRATION LABORATORIES

Calibration File No.: 1271-1276

Client.: RFEL

## CERTIFICATE OF CALIBRATION

It is certified that the equipment identified below has been calibrated in the **NCL CALIBRATION LABORATORIES** by qualified personnel following recognized procedures and using transfer standards traceable to NRC/NIST.

Equipment: Miniature Isotropic RF Probe

Record of Calibration

Head and Body

Manufacturer: APREL Laboratories

**Model No.:** E-020

**Serial No.:** E030-001


**Calibration Procedure:** D01-032-E020-V2, D22-012-Tissue, D28-002-Dipole  
**Project No:** RFEL-5611

**Calibrated:** 15<sup>th</sup> July 2011  
**Released on:** 20<sup>th</sup> July 2011

**Approved By:** Stuart Nicol

This Calibration Certificate is Incomplete Unless Accompanied with the Calibration Results Summary

Released By: \_\_\_\_\_



**NCL** CALIBRATION LABORATORIES

303 Terry Fox Drive, Suite 102  
Kanata, Ontario  
CANADA K2K 3J1

Division of APREL  
TEL: (613) 435-8300  
FAX: (613) 435-8306

## Introduction

This Calibration Report reproduces the results of the calibration performed in line with the references listed below. Calibration is performed using accepted methodologies as per the references listed below. Probes are calibrated for air, and tissue and the values reported are the results from the physical quantification of the probe through meteorological practices.

## Calibration Method

Probes are calibrated using the following methods.

<1000MHz

TEM Cell for sensitivity in air

Standard phantom using temperature transfer method for sensitivity in tissue

>1000MHz

Waveguide\* method to determine sensitivity in air and tissue

\*Waveguide is numerically (simulation) assessed to determine the field distribution and power

The boundary effect for the probe is assessed using a standard flat phantom where the probe output is compared against a numerically simulated series of data points

## References

- IEEE Standard 1528 (2003) including Amendment 1  
IEEE Recommended Practice for Determining the Peak Spatial-Average Specific Absorption Rate (SAR) in the Human Head from Wireless Communications Devices: Measurement Techniques
- EN 62209-1 (2006)  
Human Exposure to RF Fields from hand-held and body-mounted wireless communication devices - Human models, instrumentation, and procedures-Part 1: Procedure to measure the Specific Absorption Rate (SAR) for hand-held mobile wireless devices
- IEC 62209-2 Ed. 1.0 (2010-03)  
Human exposure to RF fields from hand-held and body-mounted wireless devices - Human models, instrumentation, and procedures - Part 2: specific absorption rate (SAR) for wireless communication devices (30 MHz - 6 GHz)
- TP-D01-032-E020-V2 E-Field probe calibration procedure
- D22-012-Tissue dielectric tissue calibration procedure
- D28-002-Dipole procedure for validation of SAR system using a dipole
- IEEE 1309 Draft Standard for Calibration of Electromagnetic Field Sensors and Probes, Excluding Antennas, from 9kHz to 40GHz

# NCL Calibration Laboratories

Division of APREL Inc.

## Conditions

Probe E030-001 was a re-calibration.

The probe tip condition was in need of repair and this caused the probe to be out of tolerance.

\*\*After the repair the probe was found to be in tolerance.

**Ambient Temperature of the Laboratory:** 22 °C +/- 1.5°C  
**Temperature of the Tissue:** 21 °C +/- 1.5°C  
**Relative Humidity:** < 60%

## Primary Measurement Standards

Instrument	Serial Number	Cal due date
Power meter Anritsu MA2408A	90025437	Nov.4, 2011
Power Sensor Anritsu MA2481D	103555	Nov 4, 2011
Attenuator HP 8495A (70dB)	1944A10711	Sept. 14, 2011
Network Analyzer Anritsu MT8801C	MB11855	Feb. 8, 2012


## Secondary Measurement Standards


Signal Generator Agilent E4438C -506 MY55182336 June 7, 2012

## Attestation

The below named signatories have conducted the calibration and review of the data which is presented in this calibration report.

**We the undersigned attest that to the best of our knowledge the calibration of this probe has been accurately conducted and that all information contained within this report has been reviewed for accuracy.**

  
-----  
**Stuart Nicol**

  
-----  
**Jesse Hones**

**Probe Summary**

<b>Probe Type:</b>	E-Field Probe E030
<b>Serial Number:</b>	E030-001
<b>Frequency:</b>	As presented on page 5
<b>Sensor Offset:</b>	0.56
<b>Sensor Length:</b>	2.5
<b>Tip Enclosure:</b>	Composite*
<b>Tip Diameter:</b>	< 2.9 mm
<b>Tip Length:</b>	55 mm
<b>Total Length:</b>	289 mm

\*Resistive to recommended tissue recipes per IEEE-1528

**Sensitivity in Air**

<b>Channel X:</b>	$1.2 \mu\text{V}/(\text{V}/\text{m})^2$
<b>Channel Y:</b>	$1.2 \mu\text{V}/(\text{V}/\text{m})^2$
<b>Channel Z:</b>	$1.2 \mu\text{V}/(\text{V}/\text{m})^2$
<b>Diode Compression Point:</b>	95 mV

## NCL Calibration Laboratories

Division of APREL Inc.

### Calibration for Tissue (Head H, Body B)

Frequency	Tissue Type	Measured Epsilon	Measured Sigma	Calibration Uncertainty	Tolerance Uncertainty for 5%*	Conversion Factor
450 H	Head	X	X	X	X	X
450 B	Body	X	X	X	X	X
750 H	Head	X	X	X	X	X
750 B	Body	X	X	X	X	X
835 H	Head	X	X	X	X	X
835 B	Body	X	X	X	X	X
900 H	Head	X	X	X	X	X
900 B	Body	X	X	X	X	X
1450 H	Head	X	X	X	X	X
1450 B	Body	X	X	X	X	X
1500 H	Head	X	X	X	X	X
1500 B	Body	X	X	X	X	X
1640 H	Head	X	X	X	X	X
1640 B	Body	X	X	X	X	X
1750 H	Head	X	X	X	X	X
1750 B	Body	X	X	X	X	X
1800 H	Head	X	X	X	X	X
1800 B	Body	X	X	X	X	X
1900 H	Head	X	X	X	X	X
1900 B	Body	X	X	X	X	X
2000 H	Head	X	X	X	X	X
2000 B	Body	X	X	X	X	X
2100 H	Head	X	X	X	X	X
2100 B	Body	X	X	X	X	X
2300 H	Head	X	X	X	X	X
2300 B	Body	X	X	X	X	X
2450 H	Head	X	X	X	X	X
2450 B	Body	X	X	X	X	X
2600 H	Head	X	X	X	X	X
2600 B	Body	X	X	X	X	X
3000 H	Head	X	X	X	X	X
3000 B	Body	X	X	X	X	X
3600 H	Head	X	X	X	X	X
3600 B	Body	X	X	X	X	X
<b>5200 H</b>	<b>Head</b>	<b>35.37</b>	<b>4.58</b>	<b>3.5</b>	<b>2.6</b>	<b>7.2</b>
<b>5200 B</b>	<b>Body</b>	<b>47.63</b>	<b>5.14</b>	<b>3.5</b>	<b>2.6</b>	<b>6.7</b>
<b>5600 H</b>	<b>Head</b>	<b>34.04</b>	<b>5.05</b>	<b>3.5</b>	<b>2.6</b>	<b>6.8</b>
<b>5600 B</b>	<b>Body</b>	<b>46.38</b>	<b>5.79</b>	<b>3.5</b>	<b>2.6</b>	<b>6.3</b>
<b>5800 H</b>	<b>Head</b>	<b>33.62</b>	<b>5.27</b>	<b>3.5</b>	<b>2.6</b>	<b>6.6</b>
<b>5800 B</b>	<b>Body</b>	<b>45.87</b>	<b>6.07</b>	<b>3.5</b>	<b>2.6</b>	<b>5.8</b>

### **Boundary Effect:**

Uncertainty resulting from the boundary effect is less than 2.1% for the distance between the tip of the probe and the tissue boundary, when less than 0.58mm.

### **Spatial Resolution:**

The spatial resolution uncertainty is less than 1.5% for 4.9mm diameter probe.  
The spatial resolution uncertainty is less than 1.0% for 2.5mm diameter probe.

### **DAQ-PAQ Contribution**

To minimize the uncertainty calculation all tissue sensitivity values were calculated using a load impedance of 5 M $\Omega$ .

### **Boundary Effect:**

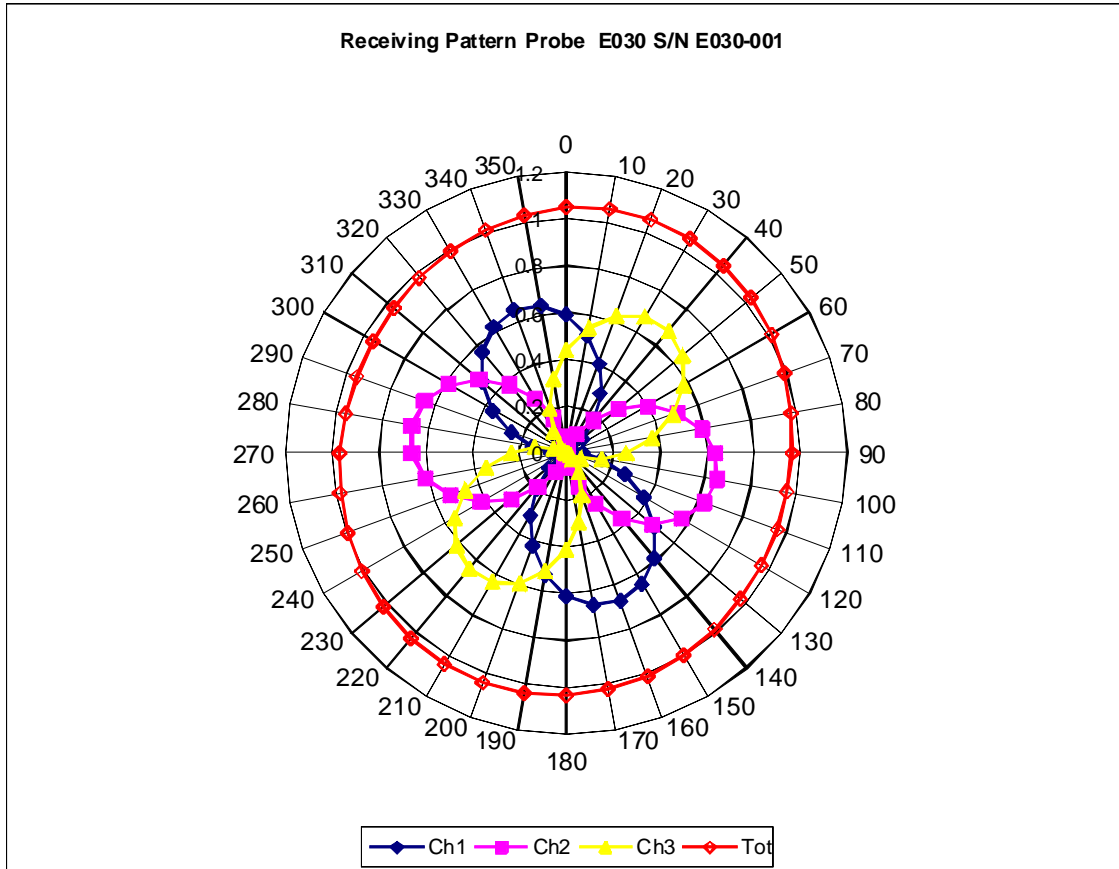
For a distance of 0.58mm the worst case evaluated uncertainty (increase in the probe sensitivity) is less than 2.1%.

### **NOTES:**

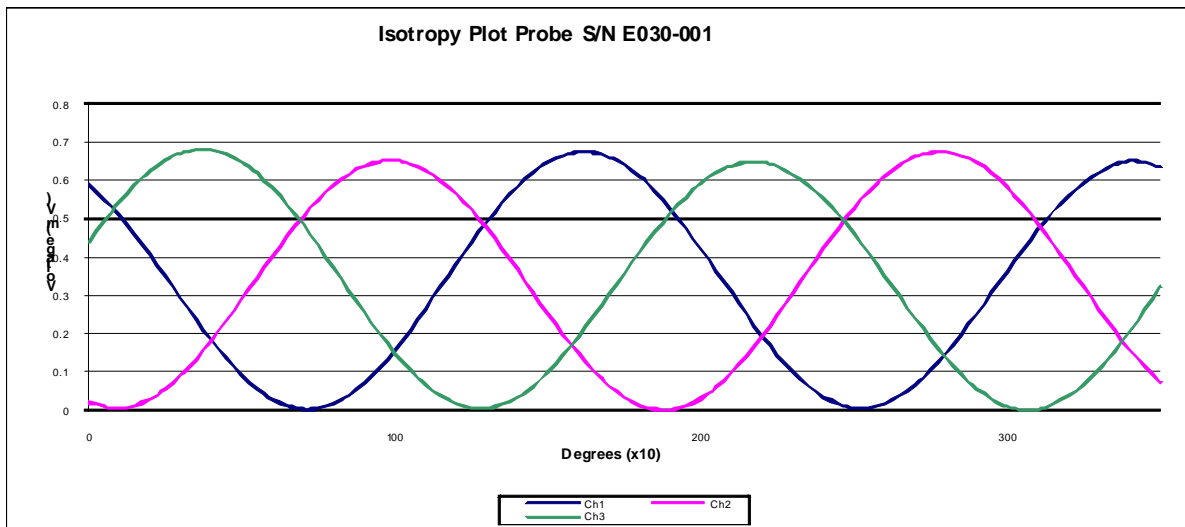
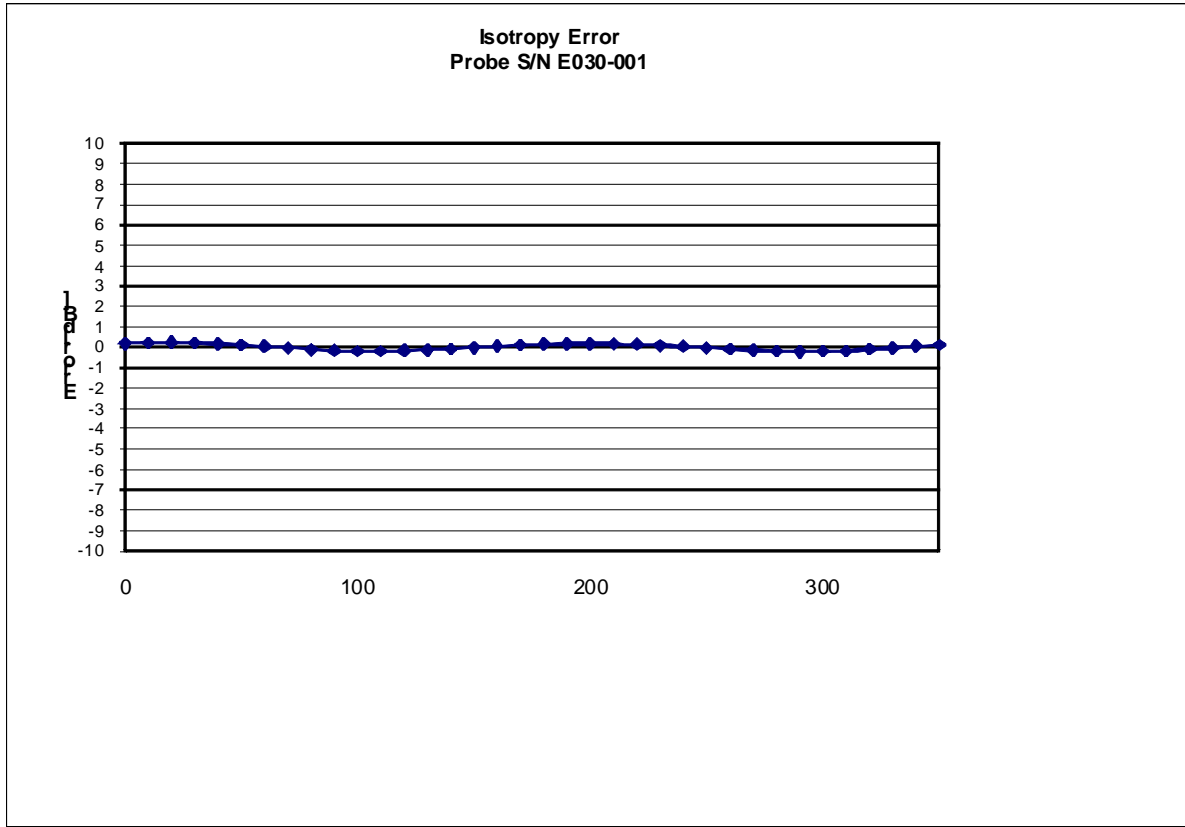
\*The maximum deviation from the centre frequency when comparing the lower to upper range is listed.

\*\*The deviation of the calibration factor from the calculated values was found to be as much as +18% worst case for this probe. It was found that the probe tip had been damaged and that once repaired the deviation from calculated values was less than 2%. As the deviation measured would have contributed to a higher SAR value APREL can conclude that SAR measurements made with this probe will have been within typical uncertainty of 10% and that this would not contribute to SAR value which if corrected would yield a higher than reported value.

## Receiving Pattern Air



## Isotropy Error Air

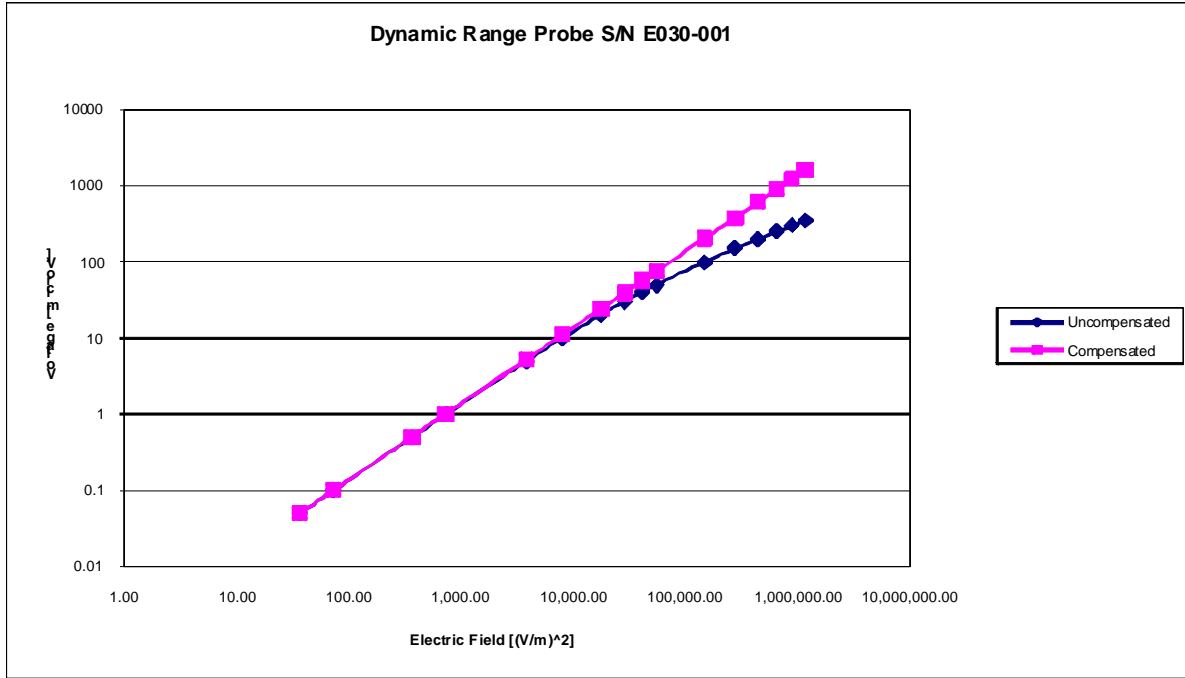


**Isotropicity Tissue:**

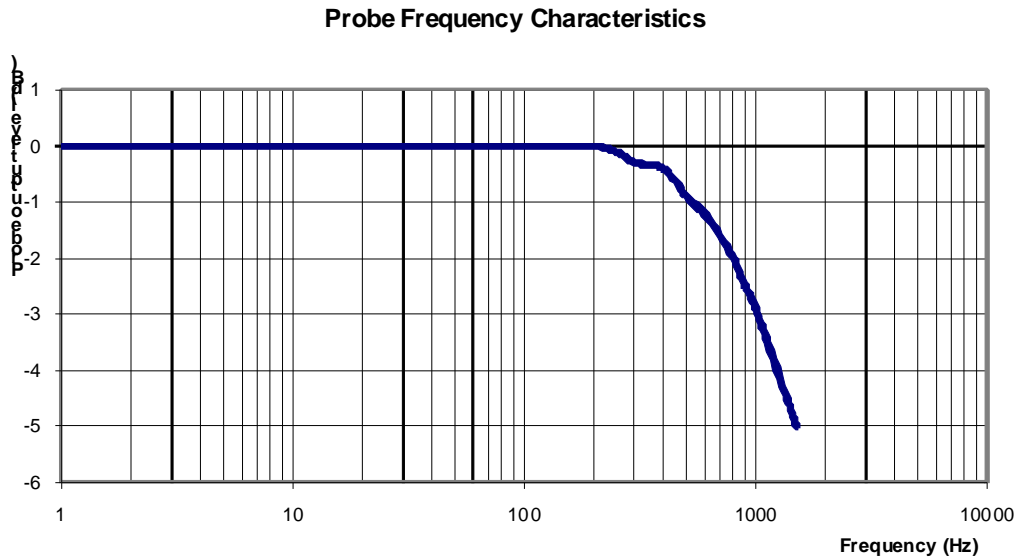
**0.10 dB**



## Dynamic Range



## Video Bandwidth



**Video Bandwidth at 500 Hz**                      1 dB  
**Video Bandwidth at 1.02 KHz:**                3 dB

### Test Equipment

The test equipment used during Probe Calibration, manufacturer, model number and, current calibration status are listed and located on the main APREL server R:\NCL\Calibration Equipment\Instrument List May 2011.

## Appendix E – Dipole Calibration Data Sheets

# NCL CALIBRATION LABORATORIES

Calibration File No: DC-1182

Project Number: RFEB-5552

## CERTIFICATE OF CALIBRATION

It is certified that the equipment identified below has been calibrated in the **NCL CALIBRATION LABORATORIES** by qualified personnel following recognized procedures and using transfer standards traceable to NRC/NIST.

Validation Dipole

Manufacturer: APREL Laboratories

Part number: ALS-D-2450-S-2

Frequency: 2450 MHz

Serial No: RFE-278


Customer: RFEL

Body Calibration

Calibrated: 18<sup>th</sup> November 2010  
Released on: 19<sup>th</sup> November 2010

This Calibration Certificate is Incomplete Unless Accompanied with the Calibration Results Summary

Released By: \_\_\_\_\_



### **NCL** CALIBRATION LABORATORIES

51 SPECTRUM WAY  
NEPEAN, ONTARIO  
CANADA K2R 1E6

Division of APREL Lab.  
TEL: (613) 820-4988  
FAX: (613) 820-4162

## NCL Calibration Laboratories

---

Division of APREL Laboratories.

### Conditions

Dipole RFE-278 was a new calibration.

**Ambient Temperature of the Laboratory:** 22 °C +/- 0.5°C

**Temperature of the Tissue:** 21 °C +/- 0.5°C

**We the undersigned attest that to the best of our knowledge the calibration of this device has been accurately conducted and that all information contained within this report has been reviewed for accuracy.**

We the undersigned attest that to the best of our knowledge the calibration of this device has been accurately conducted and that all information contained within this report has been reviewed for accuracy.



-----  
**Stuart Nicol**



-----  
**C. Teodorian**

## Calibration Results Summary

The following results relate the Calibrated Dipole and should be used as a quick reference for the user.

### Mechanical Dimensions

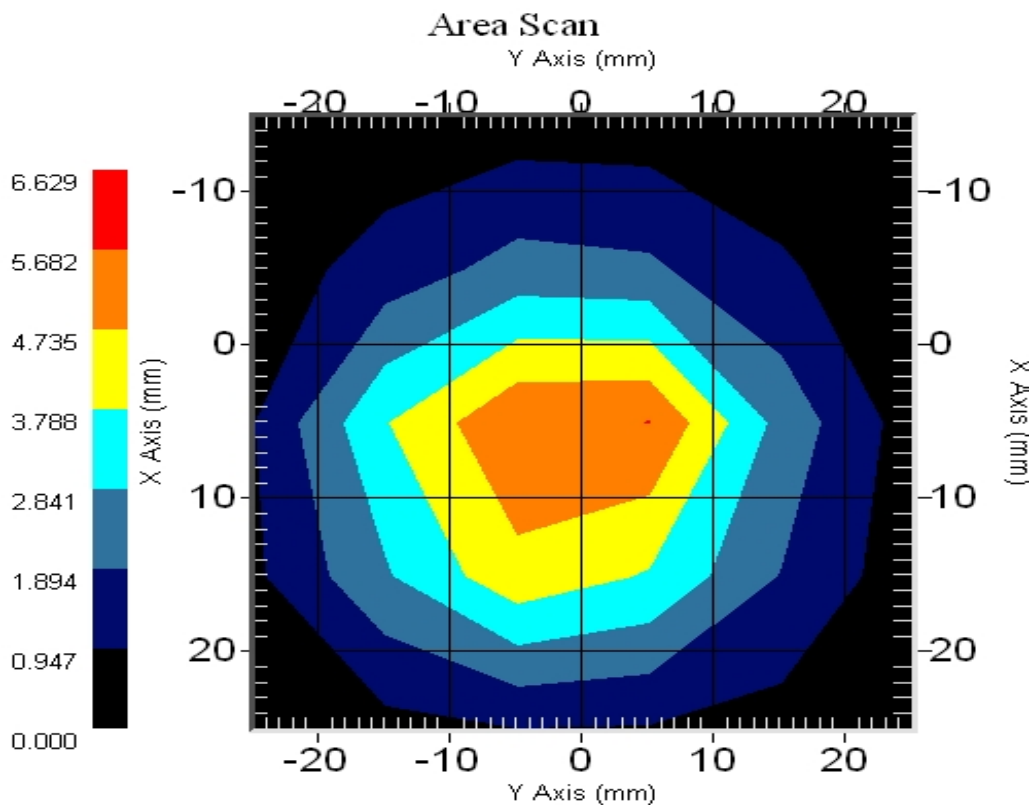
**Length:** 51.5 mm  
**Height:** 30.4 mm

### Electrical Specification

**SWR:** 1.249 U  
**Return Loss:** -19.170 dB  
**Impedance:** 42.223  $\Omega$

### System Validation Results @ 100mW

Frequency	1 Gram	10 Gram	Peak
2450 MHz	5.15	2.31	10.01



## **Introduction**

This Calibration Report has been produced in line with the SSI Dipole Calibration Procedure SSI-TP-018-ALSAS. The results contained within this report are for Validation Dipole RFE-278. The calibration routine consisted of a three-step process. Step 1 was a mechanical verification of the dipole to ensure that it meets the mechanical specifications. Step 2 was an Electrical Calibration for the Validation Dipole, where the SWR, Impedance, and the Return loss were assessed. Step 3 involved a System Validation using the ALSAS-10U, along with APREL E-020 130 MHz to 26 GHz E-Field Probe Serial Number 226.

## **References**

SSI-TP-018-ALSAS Dipole Calibration Procedure

SSI-TP-016 Tissue Calibration Procedure

IEEE 1528 "Recommended Practice for Determining the Peak Spatial-Average Specific Absorption Rate (SAR) in the Human Body Due to Wireless Communications Devices: Experimental Techniques"

## **Conditions**

Dipole RFE-278 was a re-calibration.

**Ambient Temperature of the Laboratory:** 22 °C +/- 0.5°C

**Temperature of the Tissue:** 20 °C +/- 0.5°C

## Dipole Calibration Results

### Mechanical Verification

<b>APREL Length</b>	<b>APREL Height</b>	<b>Measured Length</b>	<b>Measured Height</b>
51.5 mm	30.4 mm	52.1 mm	31.0 mm

### Tissue Validation

<b>Body Tissue 2450 MHz</b>	<b>Measured</b>
<b>Dielectric constant, <math>\epsilon_r</math></b>	52.0
<b>Conductivity, <math>\sigma</math> [S/m]</b>	1.92

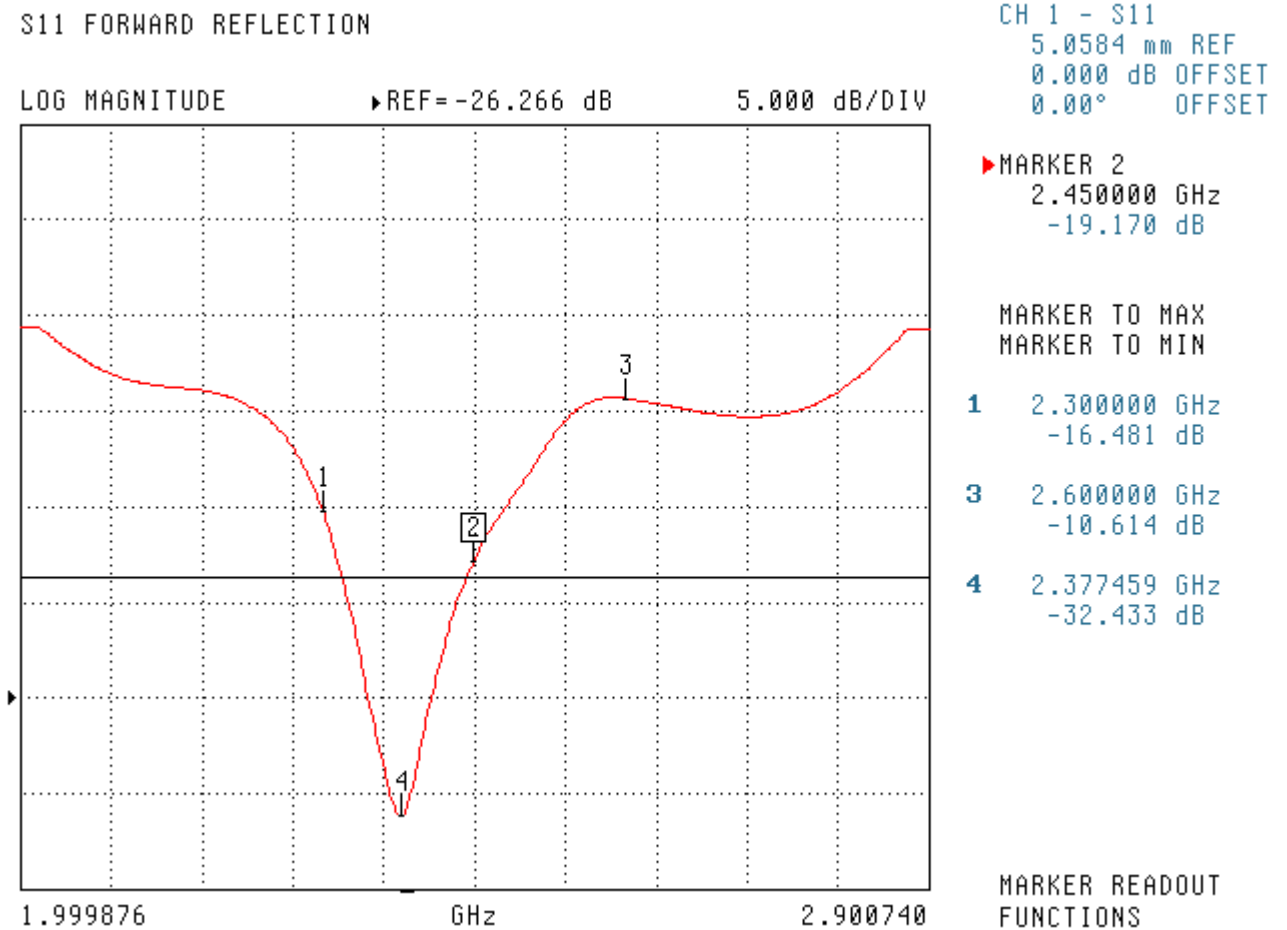


**Electrical Calibration**

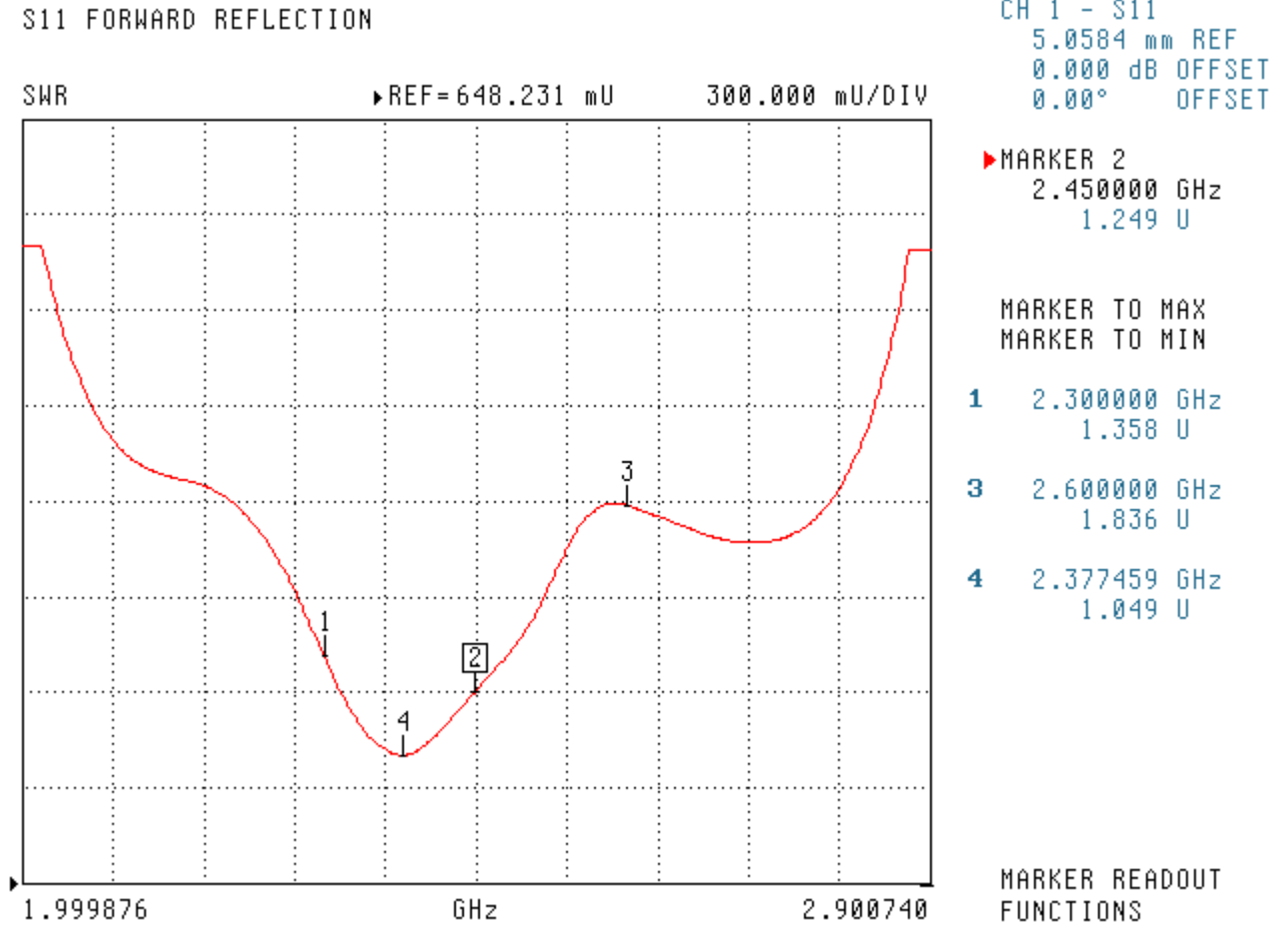
Test	Result
S11 R/L	-19.170 dB
SWR	1.249 U
Impedance	42.223 $\Omega$

The Following Graphs are the results as displayed on the Vector Network Analyzer.

**S11 Parameter Return Loss**

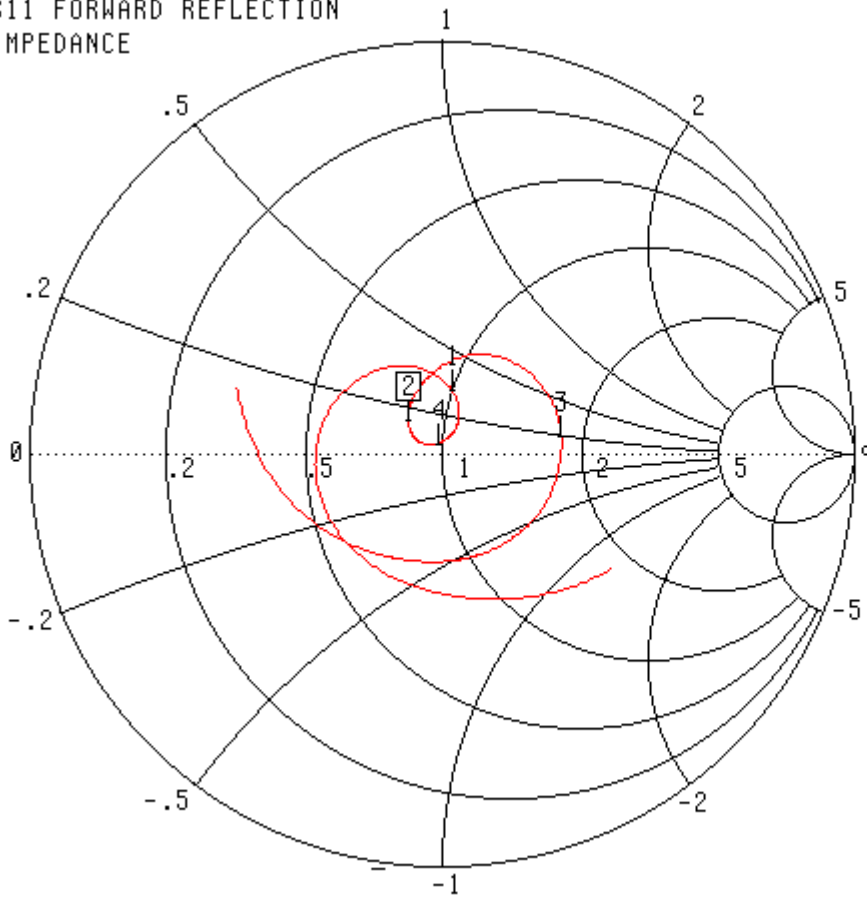


SWR



### Smith Chart Dipole Impedance

S11 FORWARD REFLECTION  
IMPEDANCE



CH 1 - S11  
5.0584 mm REF  
0.000 dB OFFSET  
0.00° OFFSET

▶ MARKER 2  
2.450000 GHz  
42.223 Ω  
6.687 jΩ

MARKER TO MAX  
MARKER TO MIN

- 1 2.300000 GHz  
50.520 Ω  
15.426 jΩ
- 3 2.600000 GHz  
90.912 Ω  
7.723 jΩ
- 4 2.377459 GHz  
49.380 Ω  
2.028 jΩ

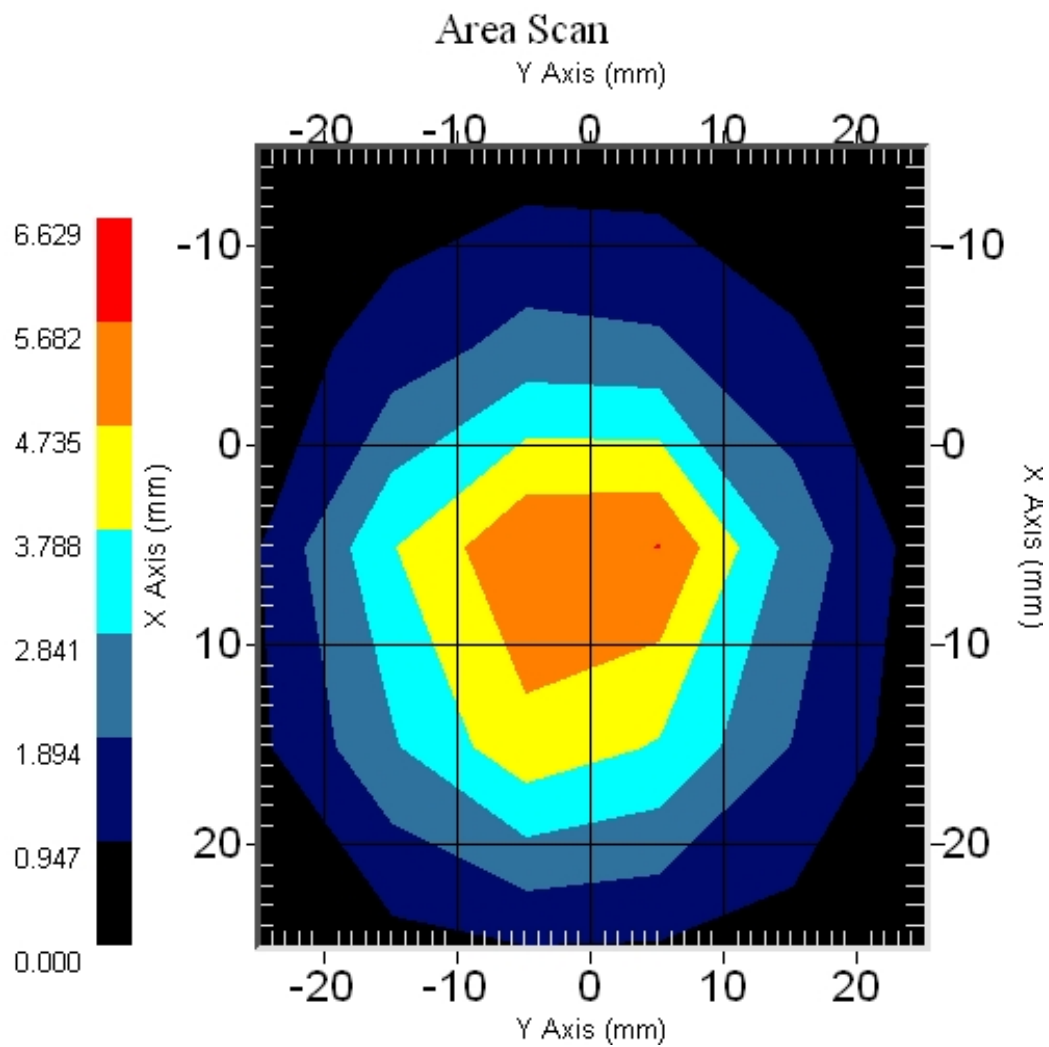
MARKER READOUT  
FUNCTIONS

1.999876 - 2.900740 GHz

### System Validation Results Using the Electrically Calibrated Dipole

#### Results @ 100mW

Body Tissue Frequency	1 Gram	10 Gram	Peak Above Feed Point
2450 MHz	5.15	2.31	10.01



## **Test Equipment**

The test equipment used during Probe Calibration, manufacturer, model number and, current calibration status are listed and located on the main APREL server R:\NCL\Calibration Equipment\Instrument List May 2010.

# NCL CALIBRATION LABORATORIES

Calibration File No: DC-1191  
Project Number: RFEB-5556

## CERTIFICATE OF CALIBRATION

It is certified that the equipment identified below has been calibrated in the  
**NCL CALIBRATION LABORATORIES** by qualified personnel following recognized  
procedures and using transfer standards traceable to NRC/NIST.

Validation Dipole

Manufacturer: APREL Laboratories

Part number: ALS-D-BB-S-2

Frequency: 5200-5800 MHz

Serial No: 235-00801

Customer: RFEL

Calibrated: 16<sup>th</sup> December 2010  
Released on: 9<sup>th</sup> February 2011

This Calibration Certificate is Incomplete Unless Accompanied with the Calibration Results Summary

Released By: \_\_\_\_\_

**NCL CALIBRATION LABORATORIES**

51 SPECTRUM WAY  
NEPEAN, ONTARIO  
CANADA K2R 1E6

Division of APREL Lab.  
TEL: (613) 820-4988  
FAX: (613) 820-4162

## NCL Calibration Laboratories

---


Division of APREL Laboratories.

### Conditions

Dipole 235-00801 was new and taken from stock prior to calibration.

**Ambient Temperature of the Laboratory:** 22 °C +/- 0.5°C  
**Temperature of the Tissue:** 21 °C +/- 0.5°C

We the undersigned attest that to the best of our knowledge the calibration of this device has been accurately conducted and that all information contained within this report has been reviewed for accuracy.



-----  
**Stuart Nicol**



-----  
**C. Teodorian**

## **Calibration Results Summary**

The following results relate the Calibrated Dipole and should be used as a quick reference for the user.

### **Mechanical Dimensions**

**Length:** 23 mm  
**Height:** 21 mm

### **Electrical Specification 5200MHz**

**SWR:** 1.013 U  
**Return Loss:** -44.267 dB  
**Impedance:** 49.892  $\Omega$

### **Electrical Specification 5600MHz**

**SWR:** 1.006 U  
**Return Loss:** -50.321 dB  
**Impedance:** 50.247  $\Omega$

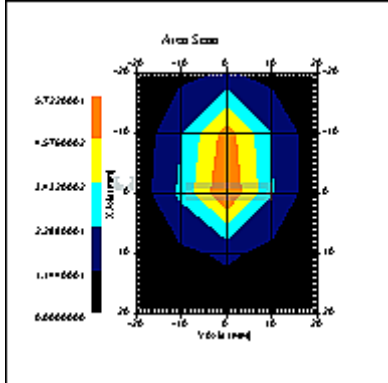
### **Electrical Specification 5800MHz**

**SWR:** 1.021 U  
**Return Loss:** -39.852 dB  
**Impedance:** 49.261  $\Omega$

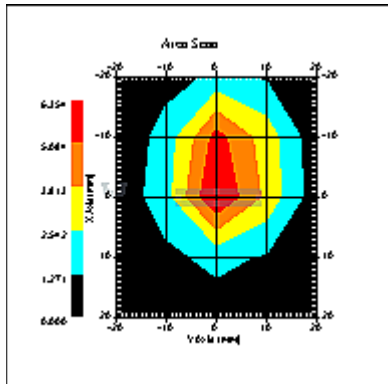


System Validation Results

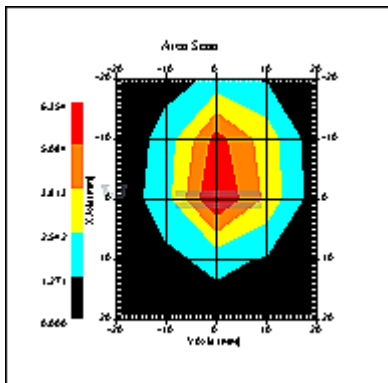
Frequency	1 Gram	10 Gram	Peak
5200 MHz	59.81	19.01	-
5600 MHz	63.10	20.60	-
5800 MHz	61.36	19.73	-



5200MHz



5600MHz



5800MHz

## **Introduction**

This Calibration Report has been produced in line with the SSI Dipole Calibration Procedure SSI-TP-018-ALSAS. The results contained within this report are for Validation Dipole 235-00801. The calibration routine consisted of a three-step process. Step 1 was a mechanical verification of the dipole to ensure that it meets the mechanical specifications. Step 2 was an Electrical Calibration for the Validation Dipole, where the SWR, Impedance, and the Return loss were assessed. Step 3 involved a System Validation using the ALSAS-10U, along with APREL E-030 130 MHz to 26 GHz E-Field Probe Serial Number 215.

## **References**

SSI-TP-018-ALSAS Dipole Calibration Procedure

SSI-TP-016 Tissue Calibration Procedure

IEEE 1528 “Recommended Practice for Determining the Peak Spatial-Average Specific Absorption Rate (SAR) in the Human Body Due to Wireless Communications Devices: Experimental Techniques”

IEC-62209 “Human exposure to radio frequency fields from hand-held and body-mounted wireless communication devices – Human models, instrumentation, and procedures”

Part 1: “Procedure to determine the Specific Absorption Rate (SAR) for hand-held devices used in close proximity of the ear (frequency range of 300 MHz to 3 GHz)”

IEC-62209 “Human exposure to radio frequency fields from hand-held and body-mounted wireless communication devices – Human models, instrumentation, and procedures”

Part 2 *Draft*: “Procedure to determine the Specific Absorption Rate (SAR) for hand-held devices used in close proximity of the ear (frequency range of 30 MHz to 6 GHz)”

## **Conditions**

Dipole 235-00801 was a re-calibration.

**Ambient Temperature of the Laboratory:** 22 °C +/- 0.5°C

**Temperature of the Tissue:** 20 °C +/- 0.5°C

## Dipole Calibration Results

### Mechanical Verification

<b>APREL Length</b>	<b>APREL Height</b>	<b>Measured Length</b>	<b>Measured Height</b>
23 mm	21 mm	23 mm	21 mm

### Tissue Validation

<b>Body Tissue 5200 MHz</b>	<b>Measured</b>
<b>Dielectric constant, <math>\epsilon_r</math></b>	48.40
<b>Conductivity, <math>\sigma</math> [S/m]</b>	5.12

<b>Body Tissue 5600 MHz</b>	<b>Measured</b>
<b>Dielectric constant, <math>\epsilon_r</math></b>	47.31
<b>Conductivity, <math>\sigma</math> [S/m]</b>	5.80

<b>Body Tissue 5800 MHz</b>	<b>Measured</b>
<b>Dielectric constant, <math>\epsilon_r</math></b>	46.72
<b>Conductivity, <math>\sigma</math> [S/m]</b>	6.18

**Electrical Calibration**

**Electrical Specification 5200MHz**

**SWR:** 1.013 U  
**Return Loss:** -44.267 dB  
**Impedance:** 49.892 Ω

**Electrical Specification 5600MHz**

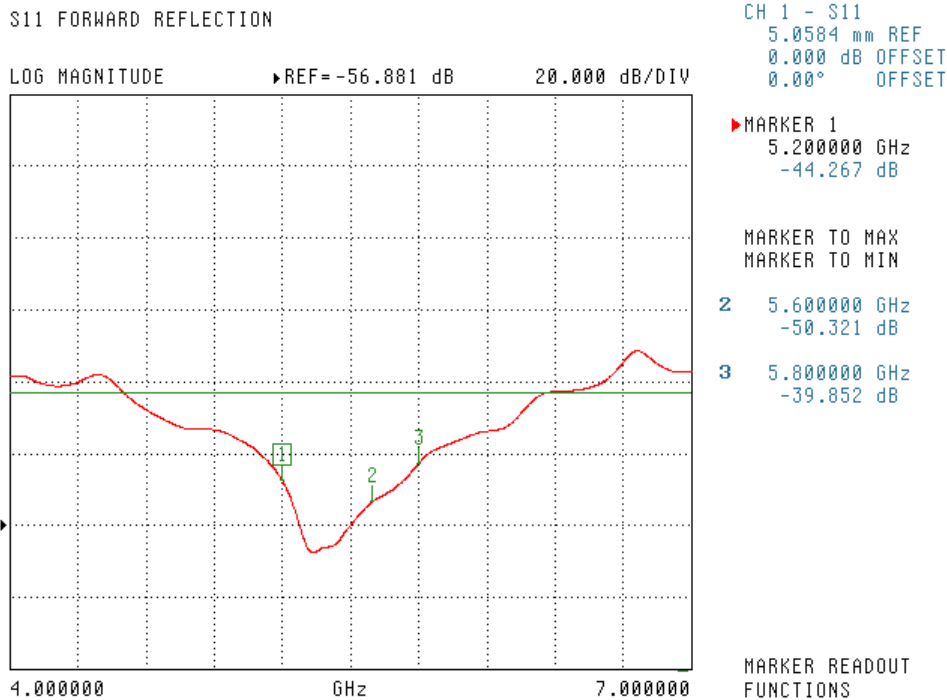
**SWR:** 1.006 U  
**Return Loss:** -50.321 dB  
**Impedance:** 50.247 Ω

**Electrical Specification 5800MHz**

**SWR:** 1.021 U  
**Return Loss:** -39.852 dB  
**Impedance:** 49.261 Ω

The Following Graphs are the results as displayed on the Vector Network Analyzer.

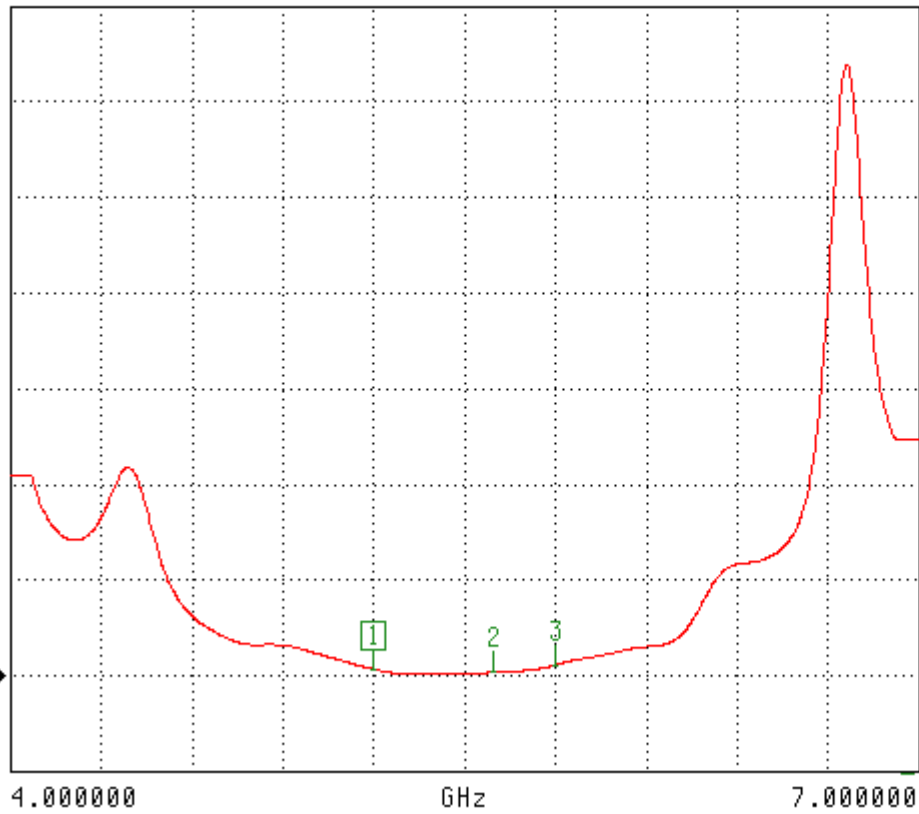
**S11 Parameter Return Loss**



SWR

S11 FORWARD REFLECTION

SWR REF=1.000 U 200.000 mU/DIV



CH 1 - S11  
5.0584 mm REF  
0.000 dB OFFSET  
0.00° OFFSET

▶ MARKER 1  
5.200000 GHz  
1.013 U

MARKER TO MAX  
MARKER TO MIN

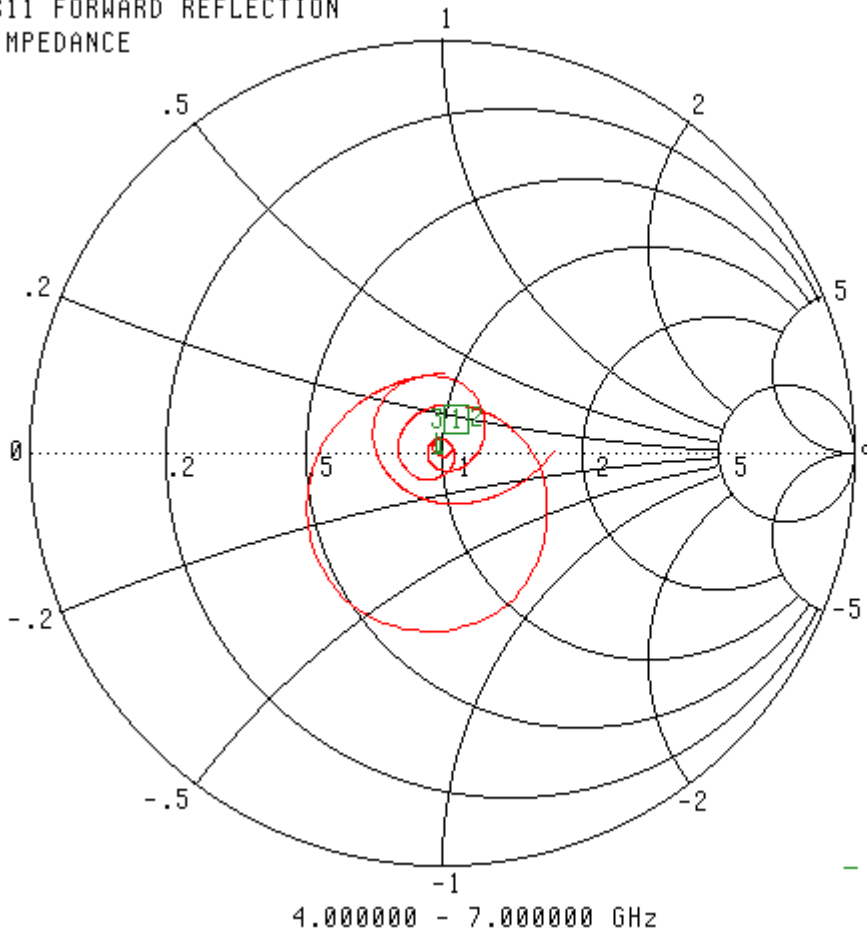
2 5.600000 GHz  
1.006 U

3 5.800000 GHz  
1.021 U

MARKER READOUT  
FUNCTIONS

### Smith Chart Dipole Impedance

S11 FORWARD REFLECTION  
IMPEDANCE



CH 1 - S11  
5.0584 mm REF  
0.000 dB OFFSET  
0.00° OFFSET

▶ MARKER 1  
5.200000 GHz  
49.892 Ω  
-638.836 jΩ

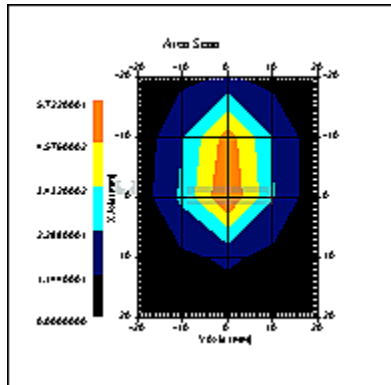
MARKER TO MAX  
MARKER TO MIN

2 5.600000 GHz  
50.247 Ω  
205.375 jΩ  
3 5.800000 GHz  
49.261 Ω  
-706.432 jΩ

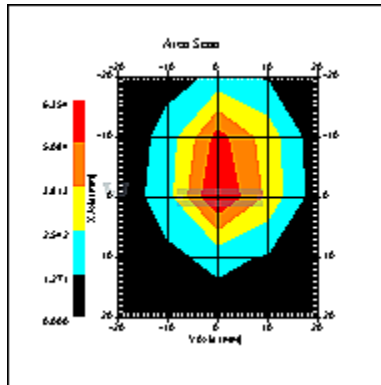
MARKER READOUT  
FUNCTIONS

### System Validation Results Using the Electrically Calibrated Dipole

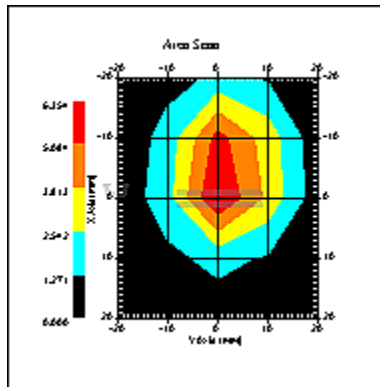
Frequency	1 Gram	10 Gram	Peak
5200 MHz	59.81	19.01	-
5600 MHz	63.10	20.60	-
5800 MHz	61.36	19.73	-



5200MHz



5600MHz



**5800MHz**

**Test Equipment**

The test equipment used during Probe Calibration, manufacturer, model number and, current calibration status are listed and located on the main APREL server R:\NCL\Calibration Equipment\Instrument List May 2010.



## **Appendix F – Phantom Calibration Data Sheets**

## NCL CALIBRATION LABORATORIES

Calibration File No.: RFE-273

# CERTIFICATE OF CALIBRATION

It is certified that the equipment identified below has been calibrated in the **NCL CALIBRATION LABORATORIES** by qualified personnel following recognized procedures and using transfer standards traceable to National Standards.

Thickness of the UniPhantom is 2 mm  $\pm$  10%  
Pinna thickness is 6 mm  $\pm$  10%

Resolution:	0.01 mm	Calibrated to:	0.0 mm
Stability:	OK	Accuracy:	< 0.1 mm

Calibrated By: Karen K. Feb 17/04.

### **NCL** CALIBRATION LABORATORIES

51 SPECTRUM WAY  
NEPEAN, ONTARIO  
CANADA K2R 1E6

Division of APREL Lab.  
TEL: (613) 820-4988  
FAX: (613) 820-4161