

Test Laboratory: Compliance Certification Services

System Performance Check - D2450V2

DUT: Dipole ; Type: D2450V2; Serial: 748

Communication System: System Check Signal - CW; Frequency: 2450 MHz;Duty Cycle: 1:1

Medium parameters used: $f = 2450$ MHz; $\sigma = 1.87$ mho/m; $\epsilon_r = 52.1$; $\rho = 1000$ kg/m³

Phantom section: Flat Section

Room Ambient Temperature: 24.0 deg. C; Liquid Temperature: 23.0 deg. C

DASY4 Configuration:

- Area Scan setting - Find Secondary Maximum Within: 2.0 dB and with a peak SAR value greater than 0.0012W/kg
- Probe: EX3DV4 - SN3686; ConvF(6.48, 6.48, 6.48); Calibrated: 3/23/2009
- Sensor-Surface: 3mm (Mechanical Surface Detection)
- Electronics: DAE3 Sn427; Calibrated: 10/20/2008
- Phantom: Flat Phantom ELI4.0; Type: QDOVA001BA; Serial: SN:1003
- Measurement SW: DASY4, V4.7 Build 80; Postprocessing SW: SEMCAD, V1.8 Build 186

d=10mm, Pin=250mW/Area Scan (7x7x1): Measurement grid: dx=15mm, dy=15mm

Maximum value of SAR (measured) = 17.1 mW/g

d=10mm, Pin=250mW/Zoom Scan (7x7x7)/Cube 0: Measurement grid: dx=5mm, dy=5mm, dz=5mm

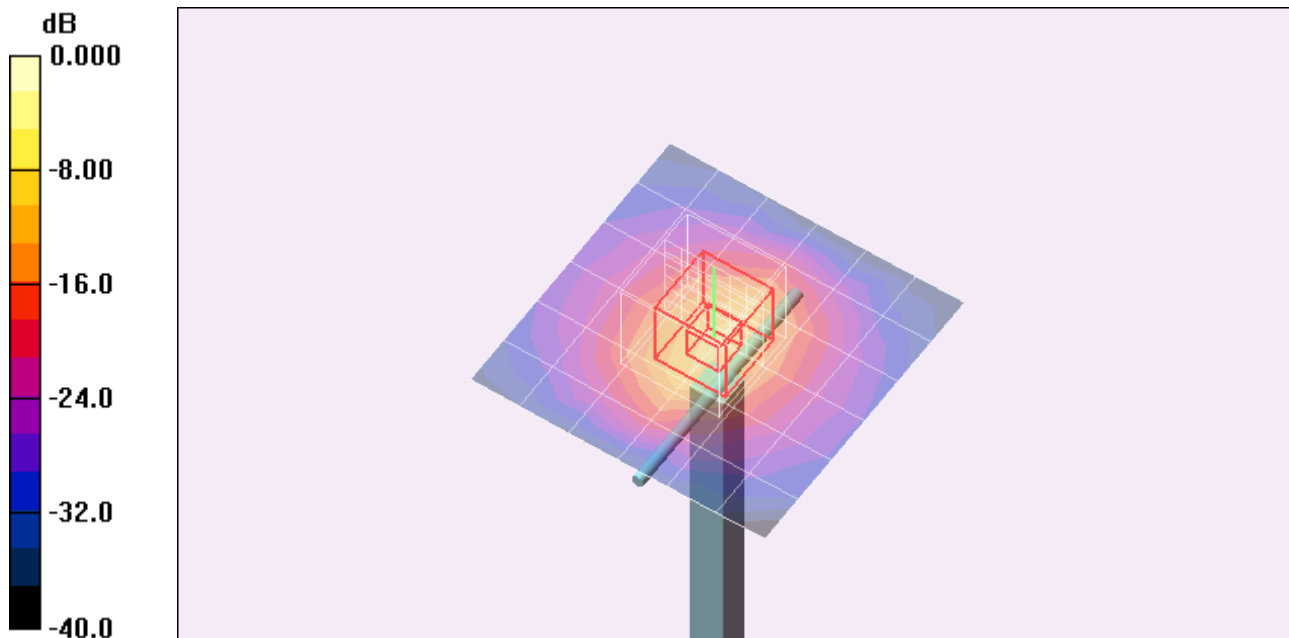
Reference Value = 95.9 V/m; Power Drift = 0.007 dB

Peak SAR (extrapolated) = 105.5 W/kg

SAR(1 g) = 52.9 mW/g; SAR(10 g) = 24.8 mW/g

Normalized to target power = 1 W and actual power = 0.25 W

Maximum value of SAR (measured) = 68.7 mW/g



0 dB = 68.7mW/g

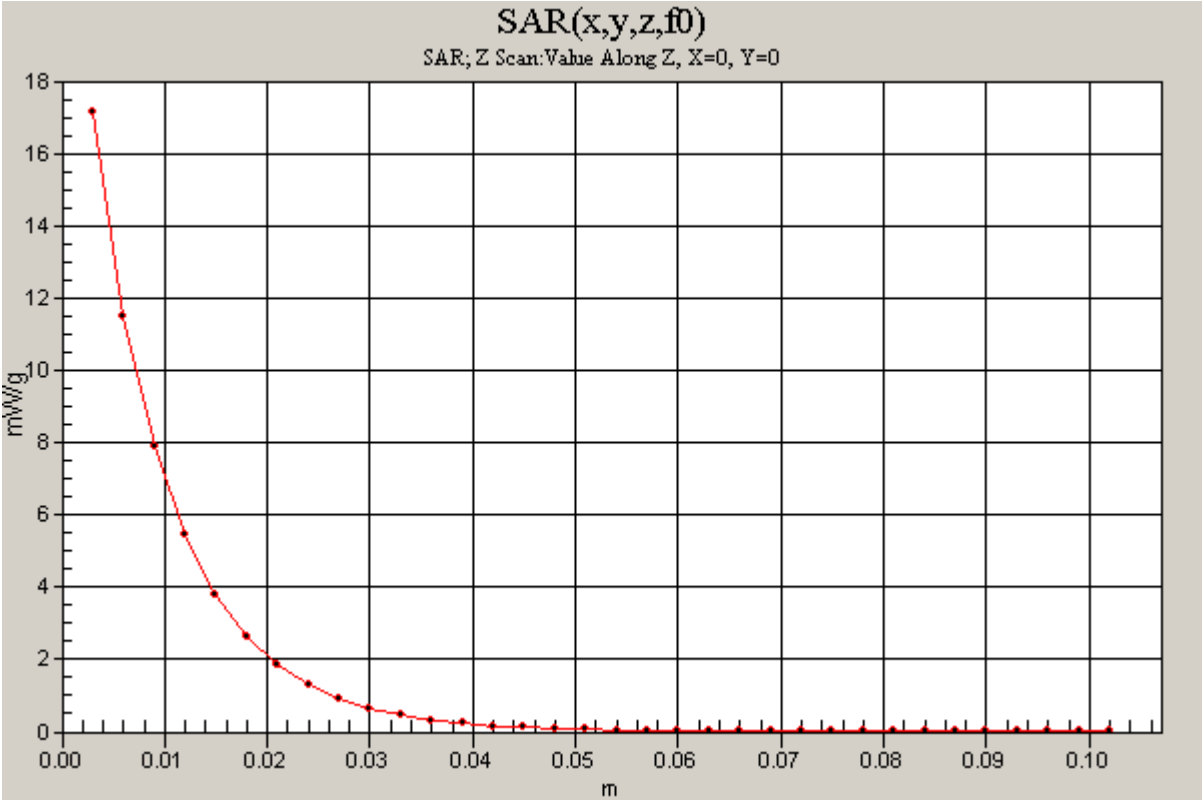
Test Laboratory: Compliance Certification Services

System Performance Check - D2450V2

DUT: Dipole ; Type: D2450V2; Serial: 748

Communication System: System Check Signal - CW; Frequency: 2450 MHz;Duty Cycle: 1:1

d=10mm, Pin=250mW/Z Scan (1x1x34): Measurement grid: dx=20mm, dy=20mm, dz=3mm
Maximum value of SAR (measured) = 17.2 mW/g



Test Laboratory: Compliance Certification Services

System Performance Check - D5GHzV2

DUT: Dipole 5200-5800MHz; Type: D5GHzV2; Serial: 1003

Communication System: System Check Signal - CW; Frequency: 5200 MHz;Duty Cycle: 1:1

Medium parameters used: $f = 5200$ MHz; $\sigma = 5.24$ mho/m; $\epsilon_r = 48.1$; $\rho = 1000$ kg/m³

Phantom section: Flat Section

Room Ambient Temperature: 24.0 deg. C; Liquid Temperature: 23.0 deg. C

DASY4 Configuration:

- Area Scan setting - Find Secondary Maximum Within: 2.0 dB and with a peak SAR value greater than 0.0012W/kg
- Probe: EX3DV4 - SN3686; ConvF(4.08, 4.08, 4.08); Calibrated: 3/23/2009
- Sensor-Surface: 2.5mm (Mechanical Surface Detection)
- Electronics: DAE3 Sn427; Calibrated: 10/20/2008
- Phantom: Flat Phantom ELI4.0; Type: QDOVA001BA; Serial: SN:XXXX
- Measurement SW: DASY4, V4.7 Build 80; Postprocessing SW: SEMCAD, V1.8 Build 186

5.2 GHz d=10mm, Pin=250mW/Area Scan (8x8x1): Measurement grid: dx=10mm, dy=10mm

Maximum value of SAR (measured) = 26.5 mW/g

5.2 GHz d=10mm, Pin=250mW/Zoom Scan (8x8x10)/Cube 0: Measurement grid: dx=4mm, dy=4mm, dz=2.5mm


Reference Value = 85.4 V/m; Power Drift = 0.291 dB

Peak SAR (extrapolated) = 262.3 W/kg

SAR(1 g) = 78.8 mW/g; SAR(10 g) = 22.8 mW/g

Normalized to target power = 1 W and actual power = 0.25 W

Maximum value of SAR (measured) = 142.8 mW/g



0 dB = 142.8mW/g

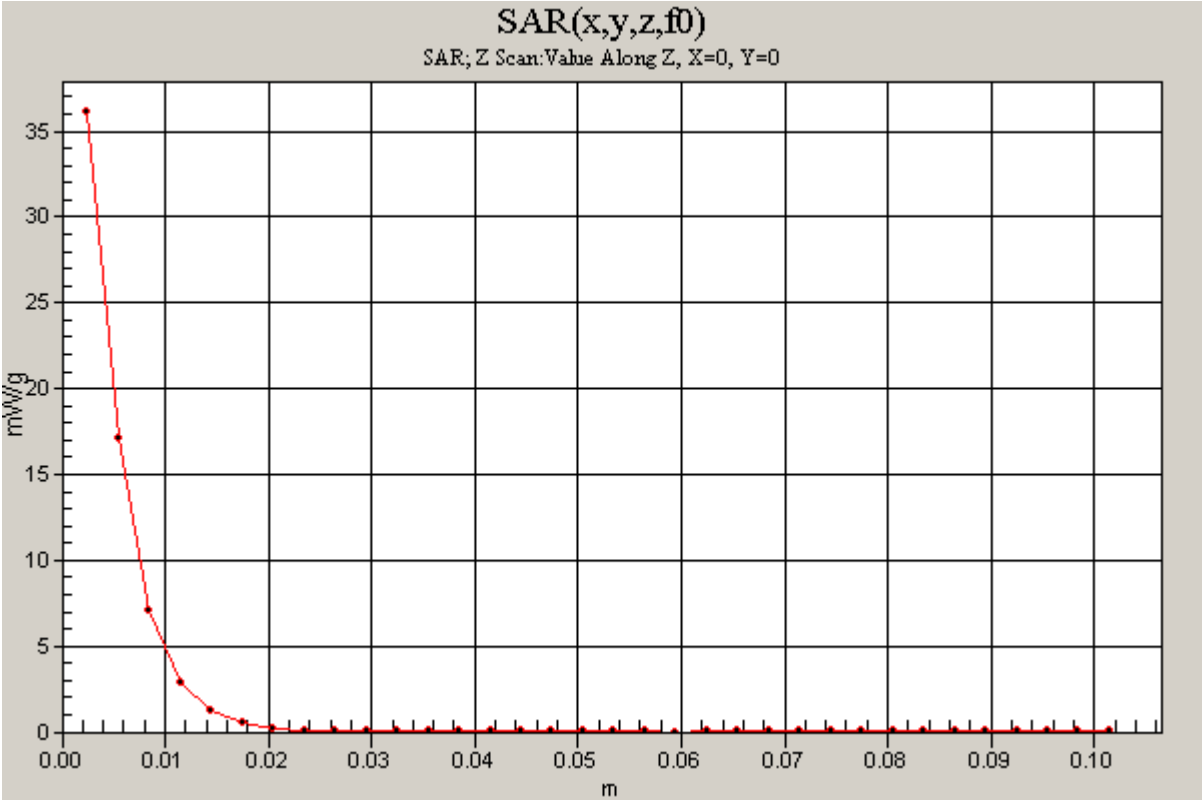
Test Laboratory: Compliance Certification Services

System Performance Check - D5GHzV2

DUT: Dipole 5200-5800MHz; Type: D5GHzV2; Serial: 1003

Communication System: System Check Signal - CW; Frequency: 5200 MHz;Duty Cycle: 1:1

5.2 GHz d=10mm, Pin=250mW/Z Scan (1x1x34): Measurement grid: dx=20mm, dy=20mm, dz=3mm
Maximum value of SAR (measured) = 36.1 mW/g



Test Laboratory: Compliance Certification Services

System Performance Check - D5GHzV2

DUT: Dipole 5200-5800MHz; Type: D5GHzV2; Serial: 1003

Communication System: System Check Signal - CW; Frequency: 5500 MHz; Duty Cycle: 1:1

Medium parameters used: $f = 5500$ MHz; $\sigma = 5.76$ mho/m; $\epsilon_r = 48.1$; $\rho = 1000$ kg/m³

Phantom section: Flat Section

Room Ambient Temperature: 24.0 deg. C; Liquid Temperature: 23.0 deg. C

DASY4 Configuration:

- Area Scan setting - Find Secondary Maximum Within: 2.0 dB and with a peak SAR value greater than 0.0012W/kg
- Probe: EX3DV4 - SN3686; ConvF(3.76, 3.76, 3.76); Calibrated: 3/23/2009
- Sensor-Surface: 2.5mm (Mechanical Surface Detection)
- Electronics: DAE3 Sn427; Calibrated: 10/20/2008
- Phantom: Flat Phantom ELI4.0; Type: QDOVA001BA; Serial: SN:XXXX
- Measurement SW: DASY4, V4.7 Build 80; Postprocessing SW: SEMCAD, V1.8 Build 186

5.5 GHz d=10mm, Pin=250mW/Area Scan (8x8x1): Measurement grid: dx=10mm, dy=10mm

Maximum value of SAR (measured) = 27.5 mW/g

5.5 GHz d=10mm, Pin=250mW/Zoom Scan (8x8x10)/Cube 0: Measurement grid: dx=4mm, dy=4mm, dz=2.5mm

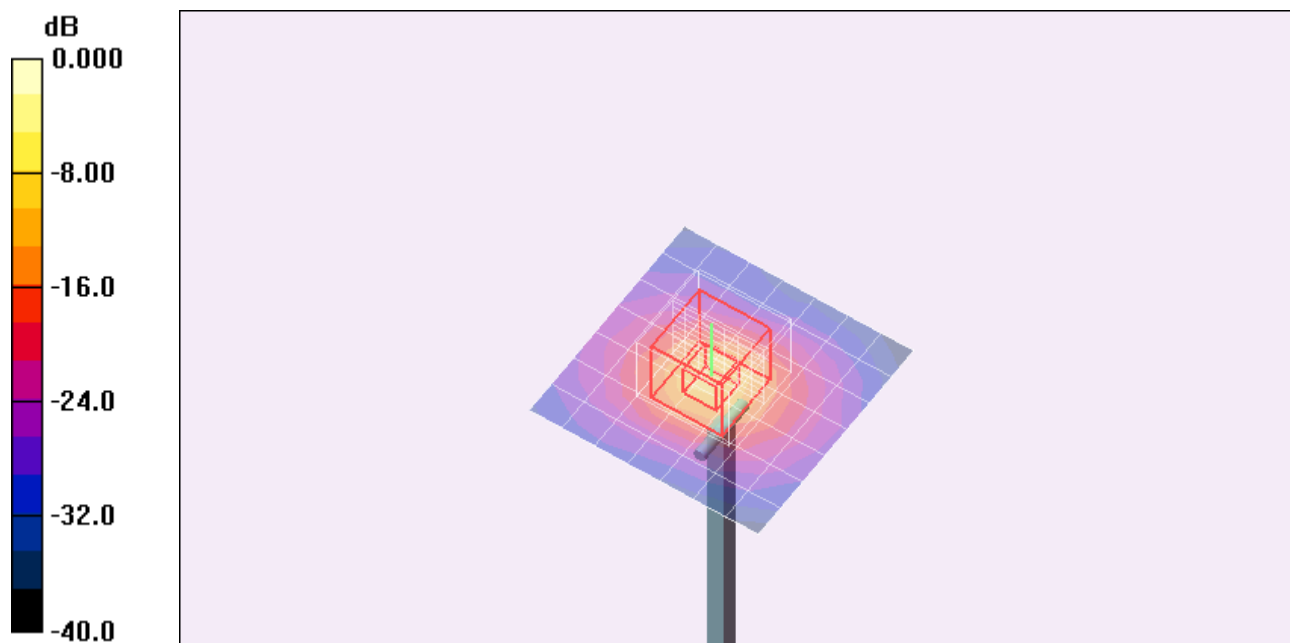
Reference Value = 82.6 V/m; Power Drift = 0.180 dB

Peak SAR (extrapolated) = 296.5 W/kg

SAR(1 g) = 79.3 mW/g; SAR(10 g) = 22.3 mW/g

Normalized to target power = 1 W and actual power = 0.25 W

Maximum value of SAR (measured) = 137.8 mW/g



0 dB = 137.8mW/g

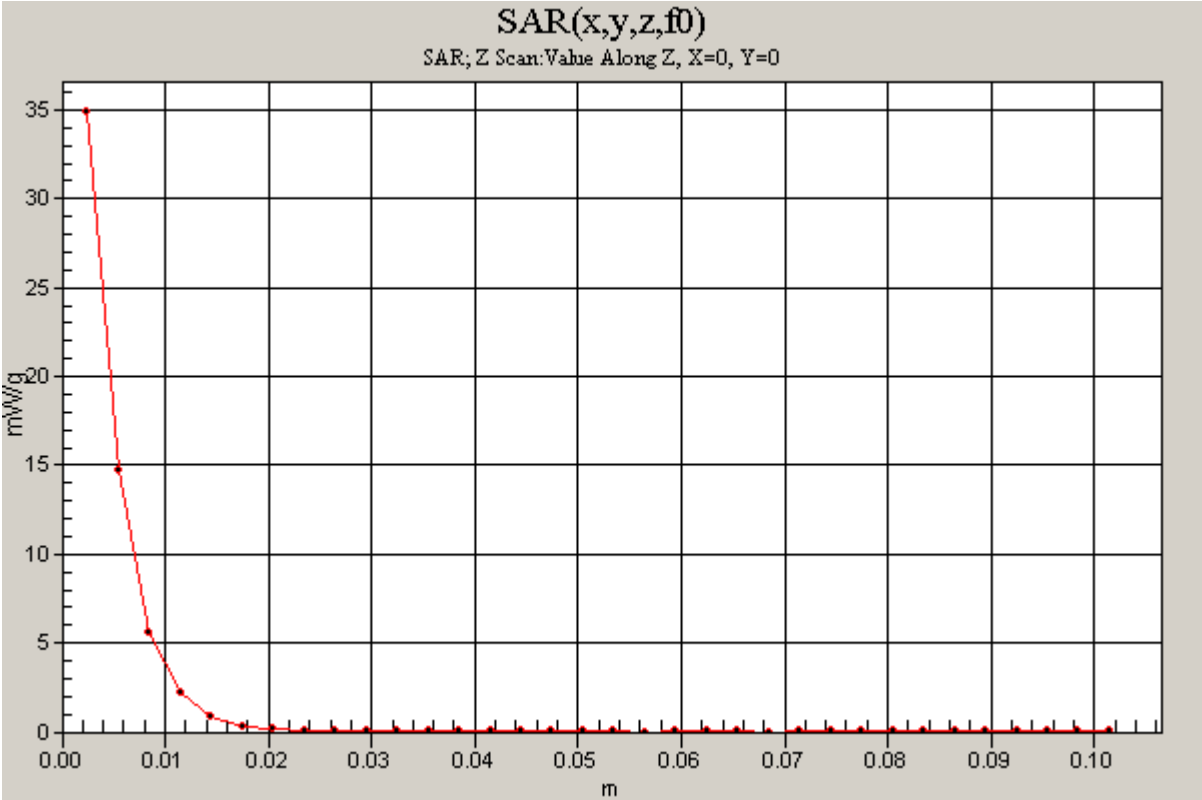
Test Laboratory: Compliance Certification Services

System Performance Check - D5GHzV2

DUT: Dipole 5200-5800MHz; Type: D5GHzV2; Serial: 1003

Communication System: System Check Signal - CW; Frequency: 5500 MHz;Duty Cycle: 1:1

5.5 GHz d=10mm, Pin=250mW/Z Scan (1x1x34): Measurement grid: dx=20mm, dy=20mm, dz=3mm
Maximum value of SAR (measured) = 34.9 mW/g



Test Laboratory: Compliance Certification Services

System Performance Check - D5GHzV2

DUT: Dipole 5200-5800MHz; Type: D5GHzV2; Serial: 1003

Communication System: System Check Signal - CW; Frequency: 5800 MHz;Duty Cycle: 1:1

Medium parameters used: $f = 5800 \text{ MHz}$; $\sigma = 6.21 \text{ mho/m}$; $\epsilon_r = 47$; $\rho = 1000 \text{ kg/m}^3$

Phantom section: Flat Section

Room Ambient Temperature: 24.0 deg. C; Liquid Temperature: 23.0 deg. C

DASY4 Configuration:

- Area Scan setting - Find Secondary Maximum Within: 2.0 dB and with a peak SAR value greater than 0.0012W/kg
- Probe: EX3DV4 - SN3686; ConvF(3.84, 3.84, 3.84); Calibrated: 3/23/2009
- Sensor-Surface: 2.5mm (Mechanical Surface Detection)
- Electronics: DAE3 Sn427; Calibrated: 10/20/2008
- Phantom: Flat Phantom ELI4.0; Type: QDOVA001BA; Serial: SN:XXXX
- Measurement SW: DASY4, V4.7 Build 80; Postprocessing SW: SEMCAD, V1.8 Build 186

5.8 GHz d=10mm, Pin=250mW/Area Scan (8x8x1):

Measurement grid: dx=10mm, dy=10mm

Maximum value of SAR (measured) = 20.5 mW/g

5.8 GHz d=10mm, Pin=250mW/Zoom Scan (8x8x10)/Cube 0:

Measurement grid: dx=4mm, dy=4mm, dz=2.5mm


Reference Value = 78.5 V/m; Power Drift = 0.012 dB

Peak SAR (extrapolated) = 279.2 W/kg

SAR(1 g) = 72.2 mW/g; SAR(10 g) = 20.3 mW/g

Normalized to target power = 1 W and actual power = 0.25 W

Maximum value of SAR (measured) = 131.7 mW/g



0 dB = 131.7mW/g

Test Laboratory: Compliance Certification Services

System Performance Check - D5GHzV2

DUT: Dipole 5200-5800MHz; Type: D5GHzV2; Serial: 1003

Communication System: System Check Signal - CW; Frequency: 5800 MHz;Duty Cycle: 1:1

5.8 GHz d=10mm, Pin=250mW/Z Scan (1x1x34): Measurement grid: dx=20mm, dy=20mm, dz=3mm
Maximum value of SAR (measured) = 32.6 mW/g

