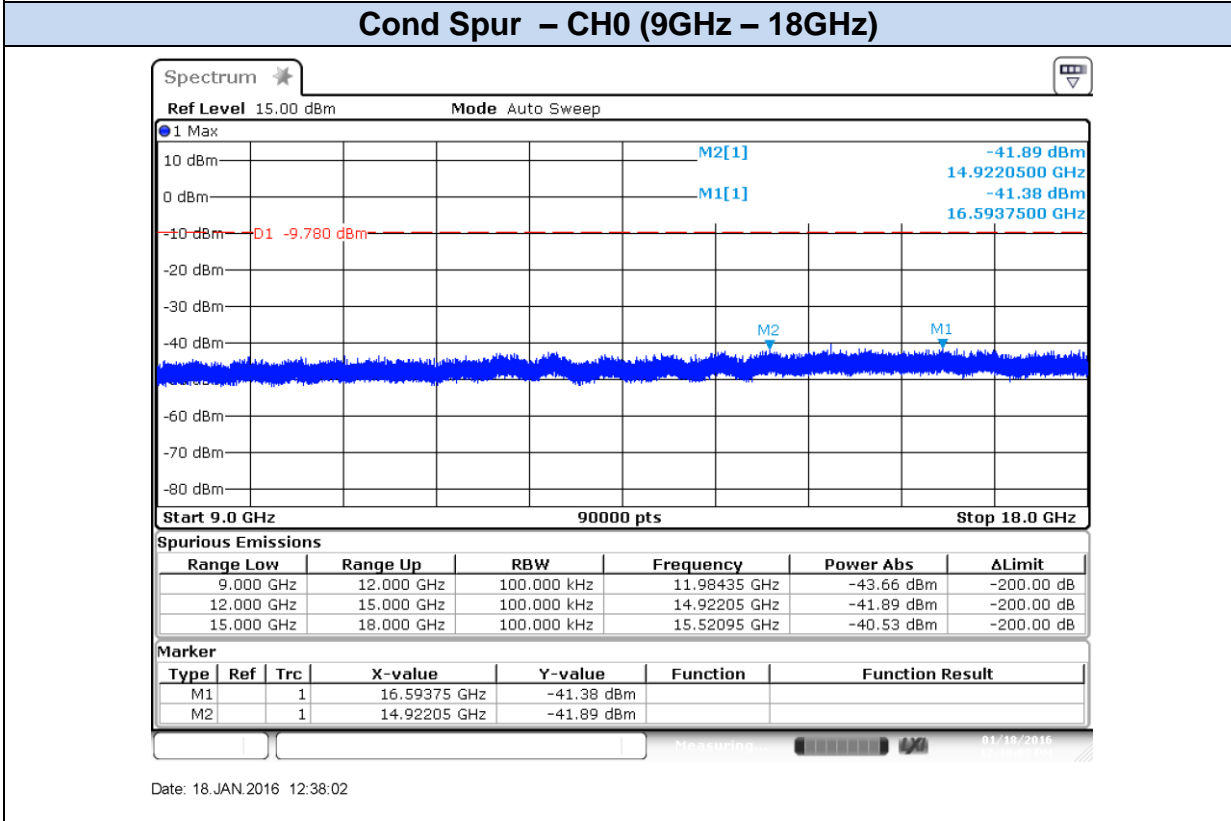
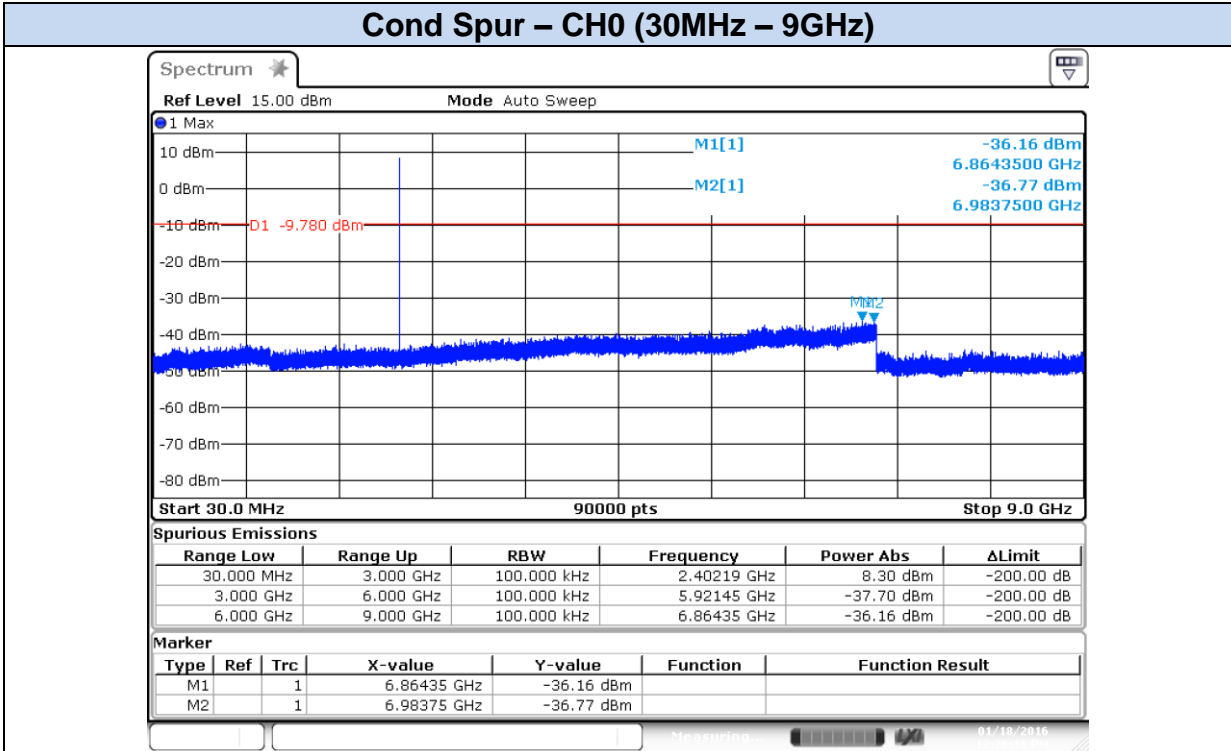
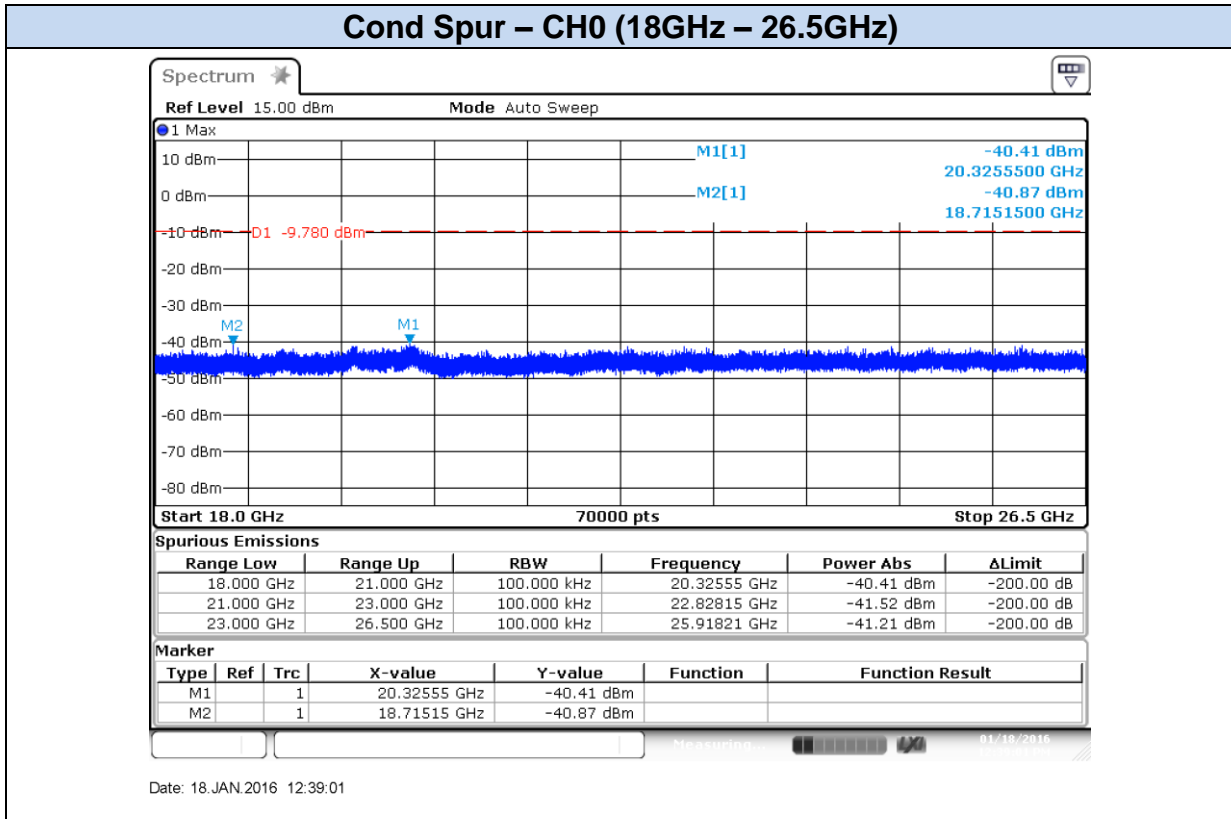
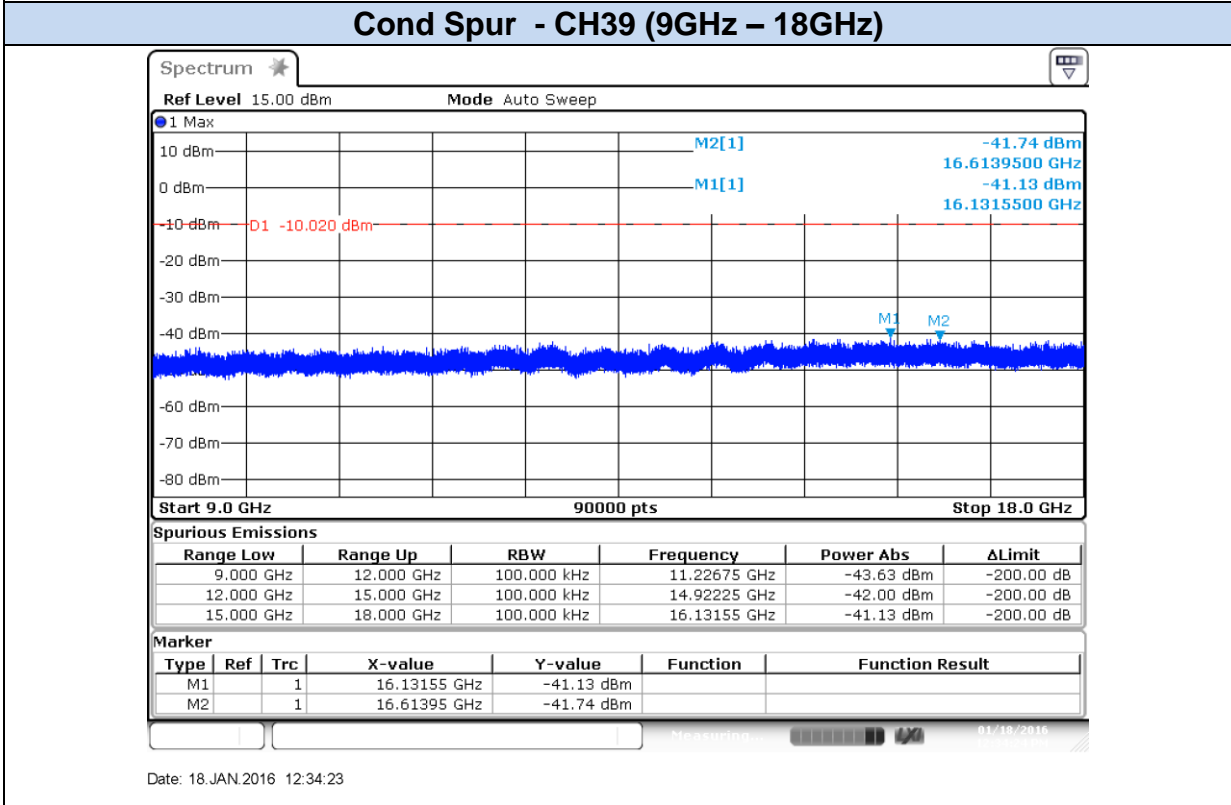
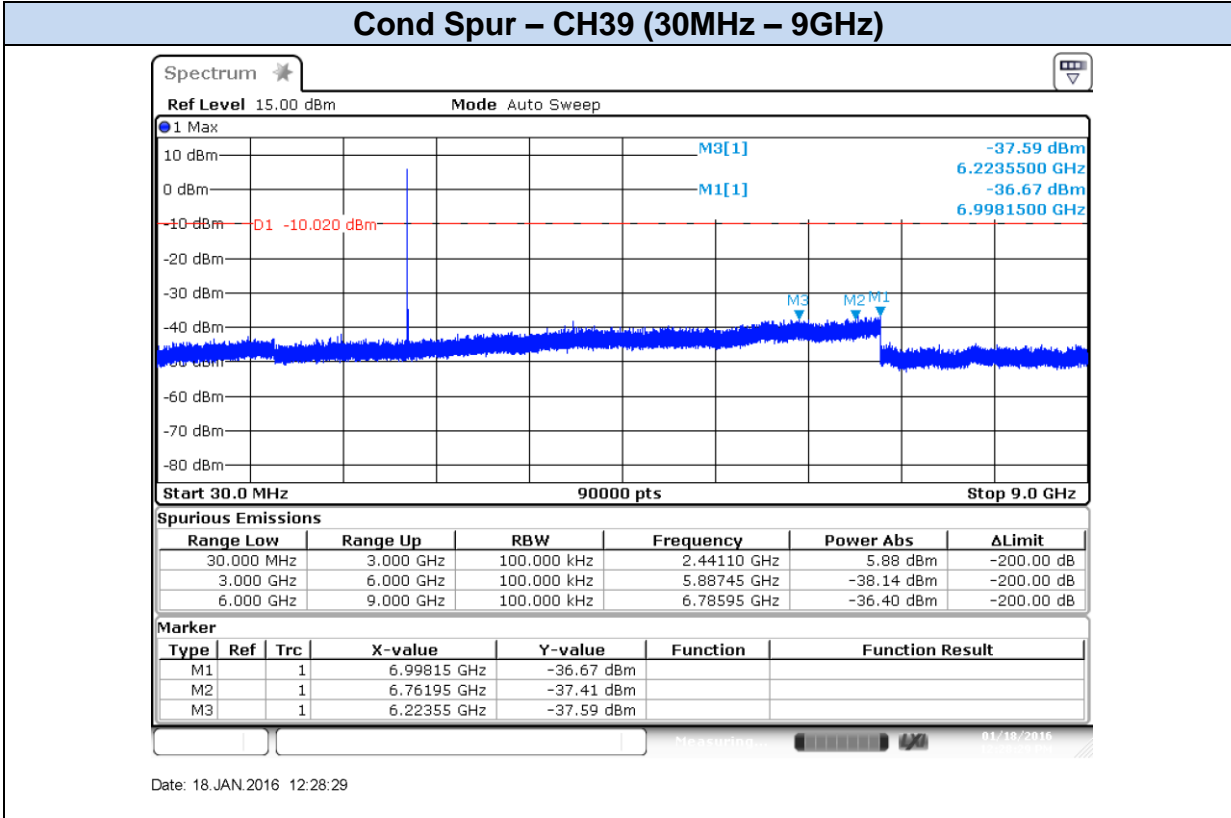
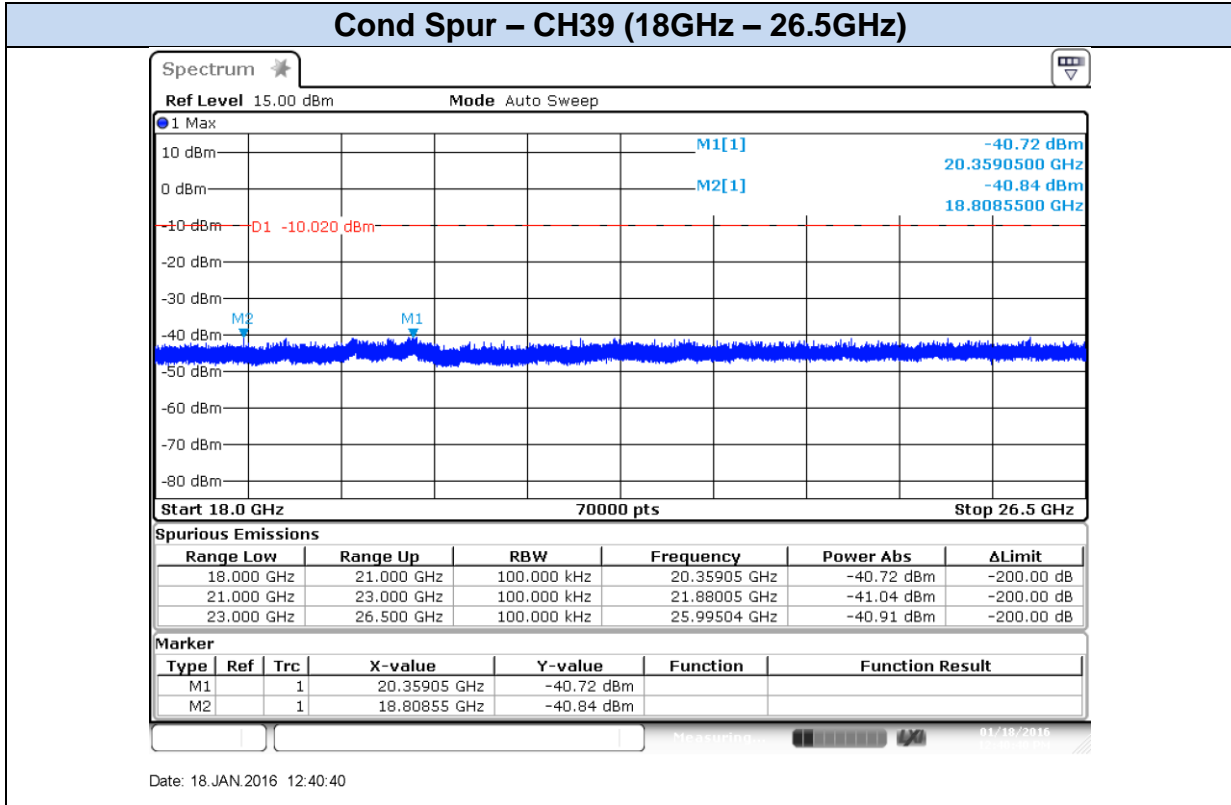


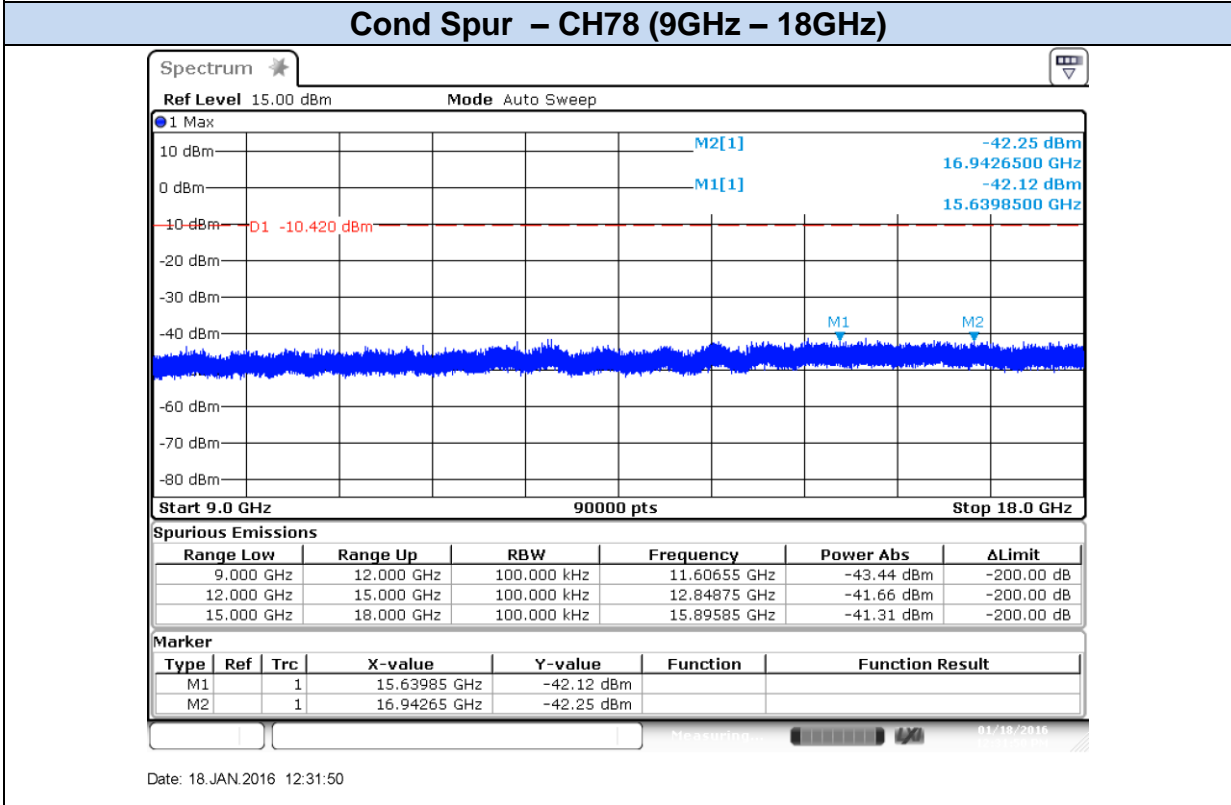
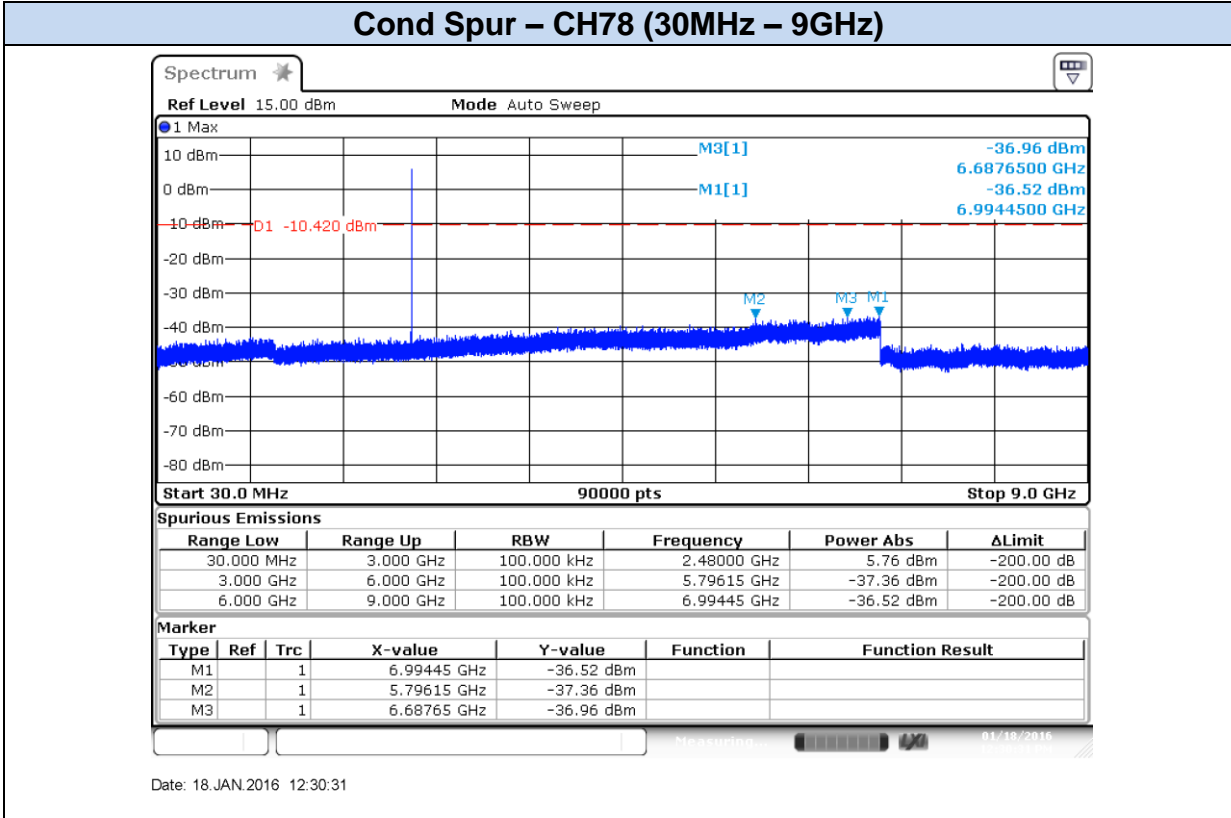
EDR – $\pi/4$ -DQPSK

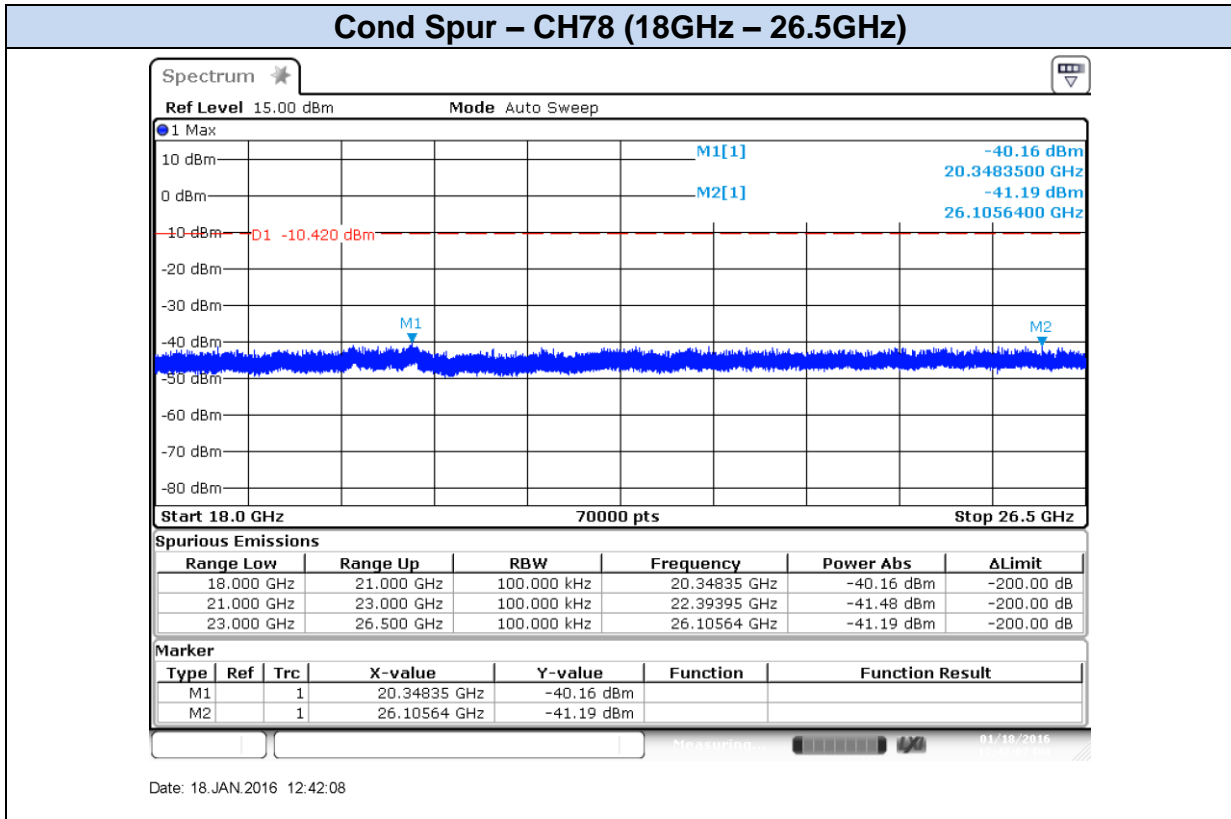




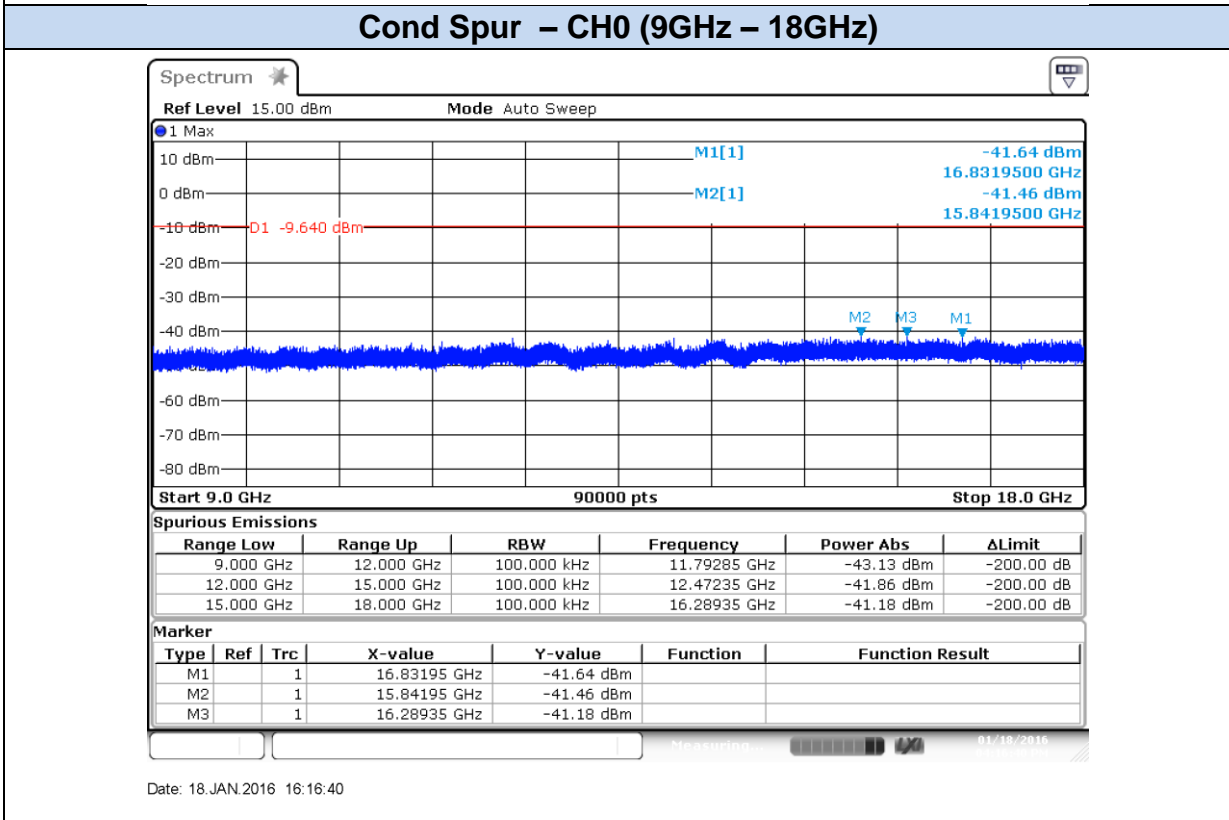
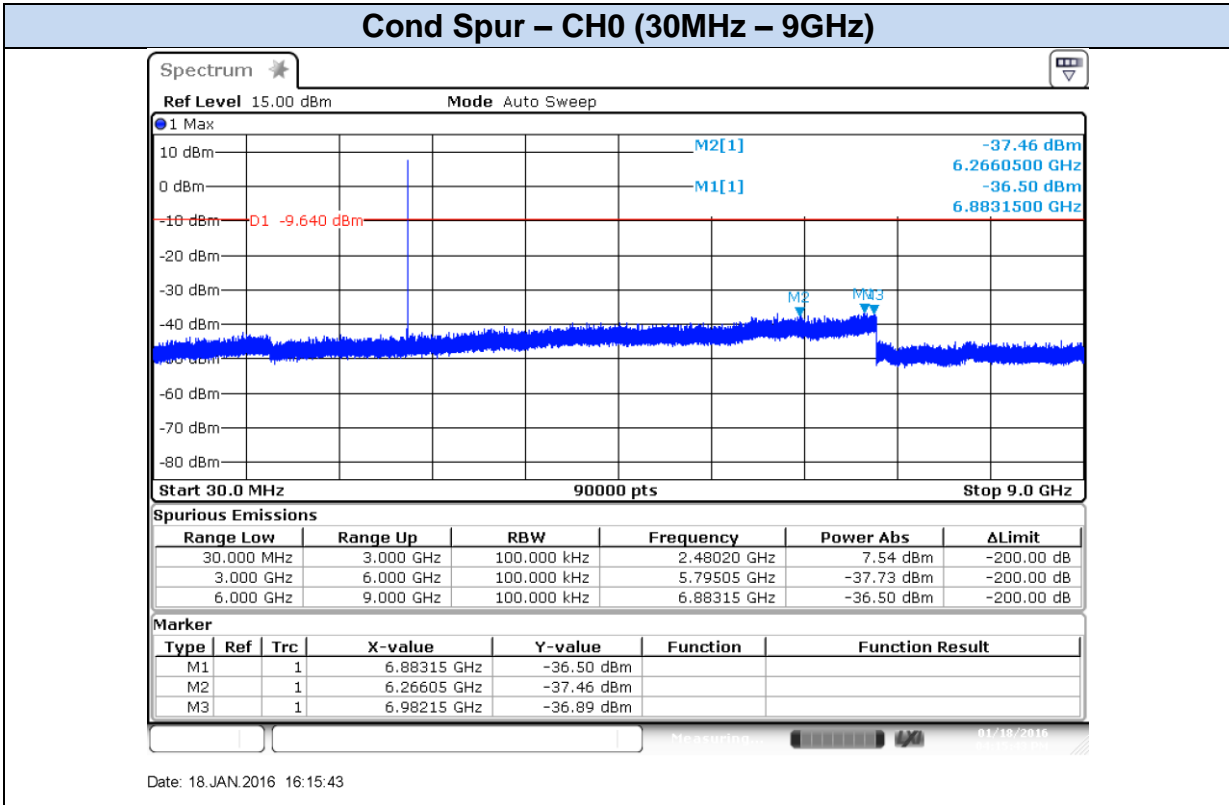


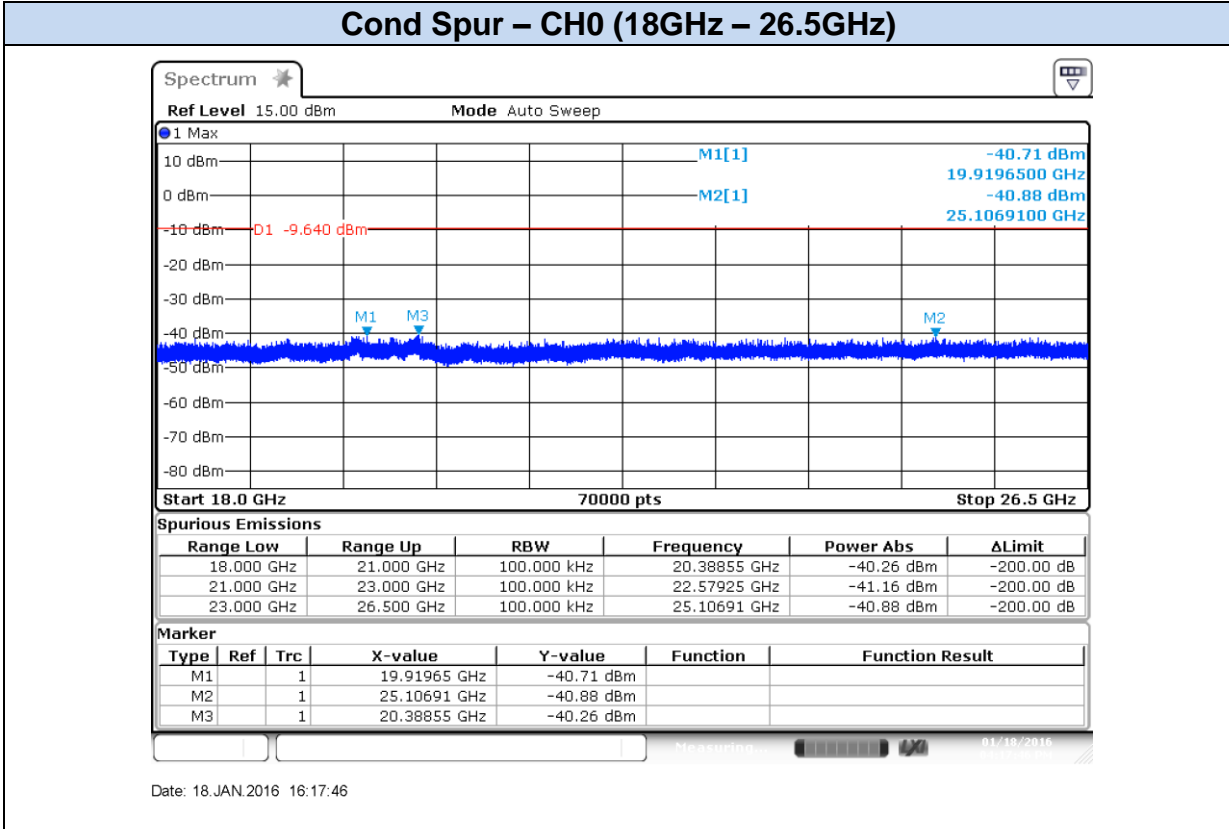


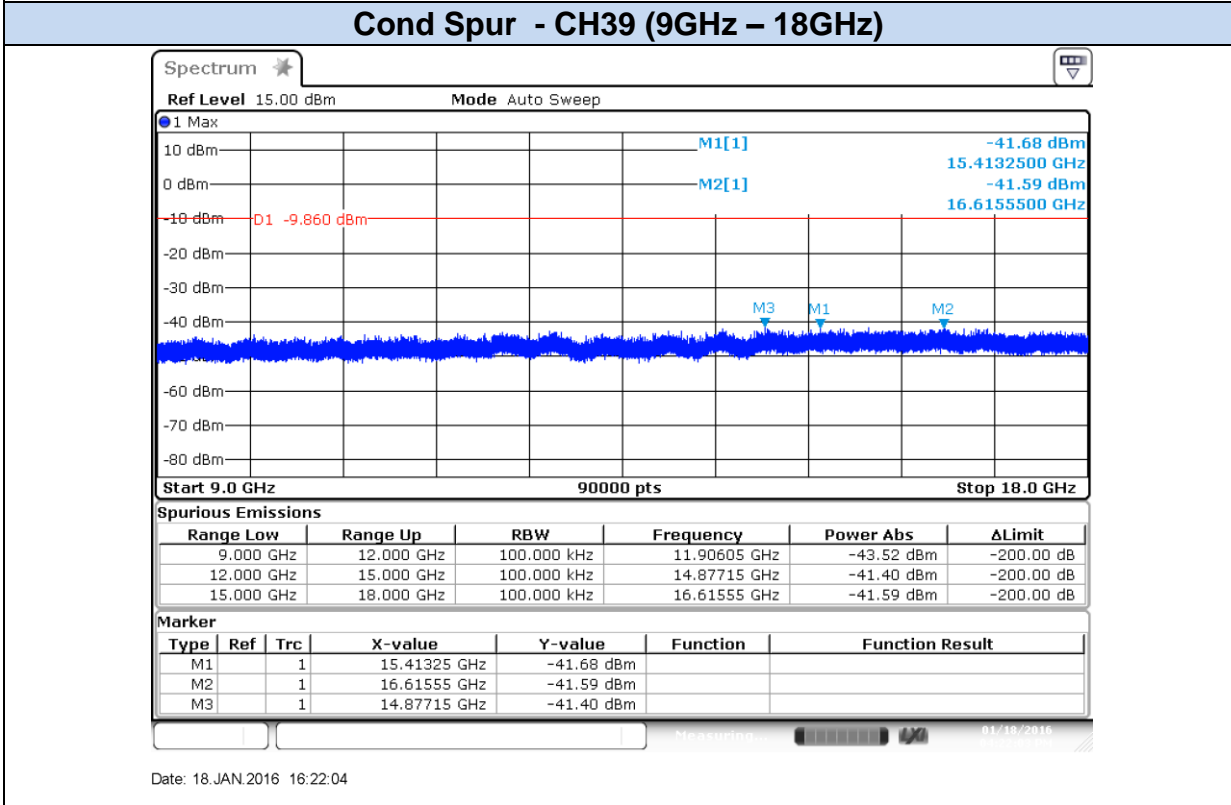
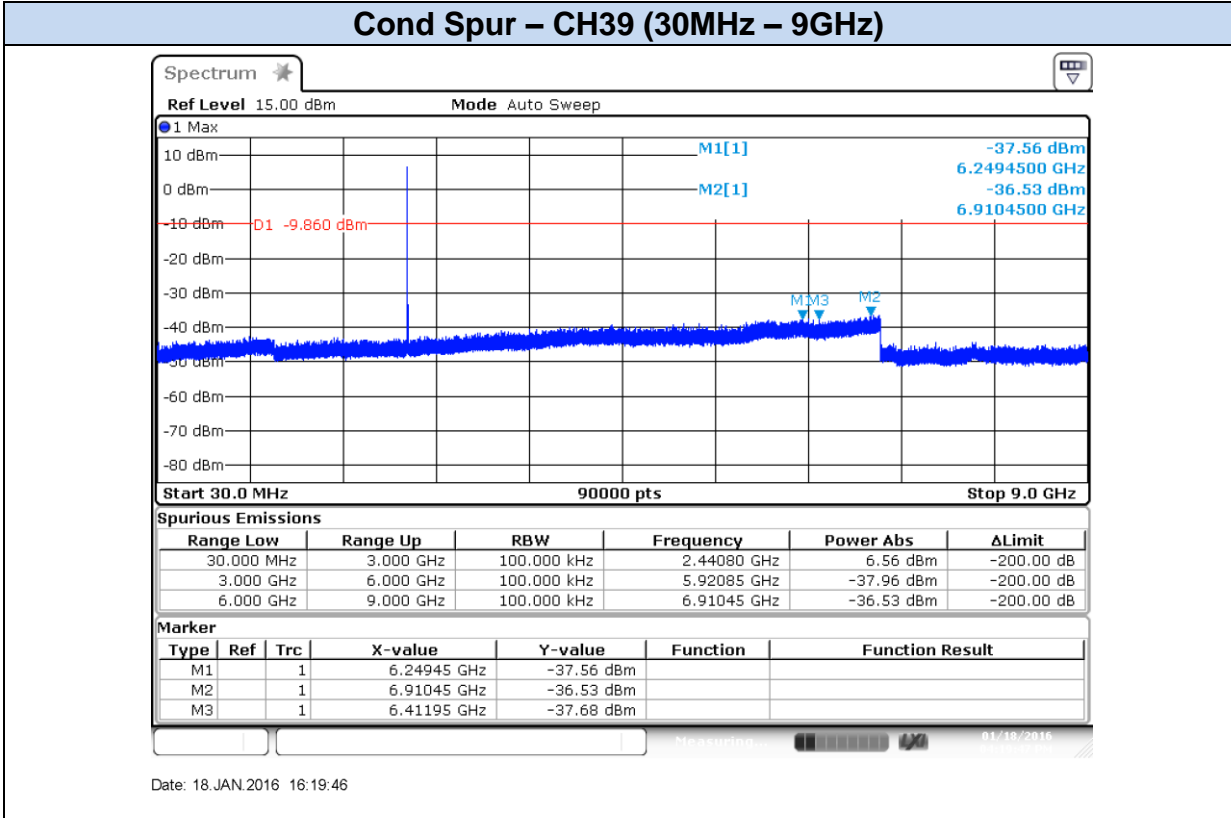


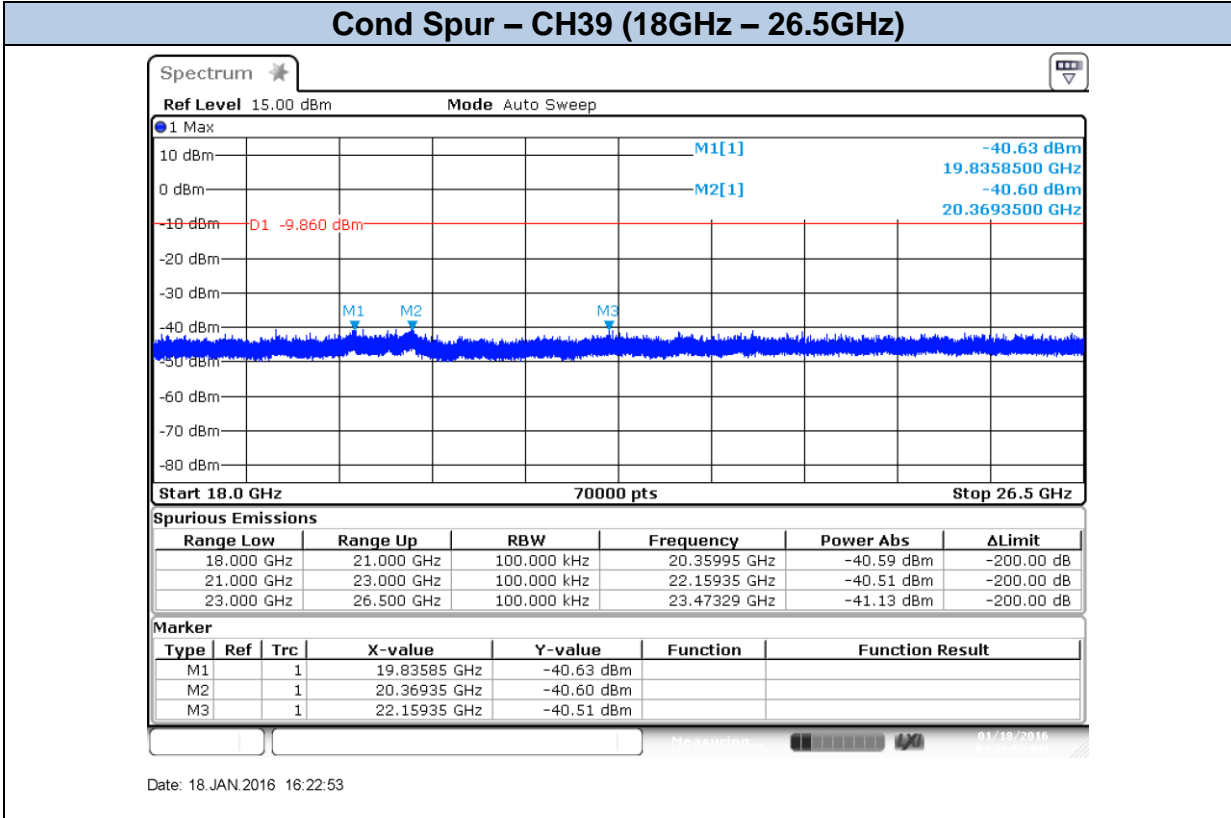


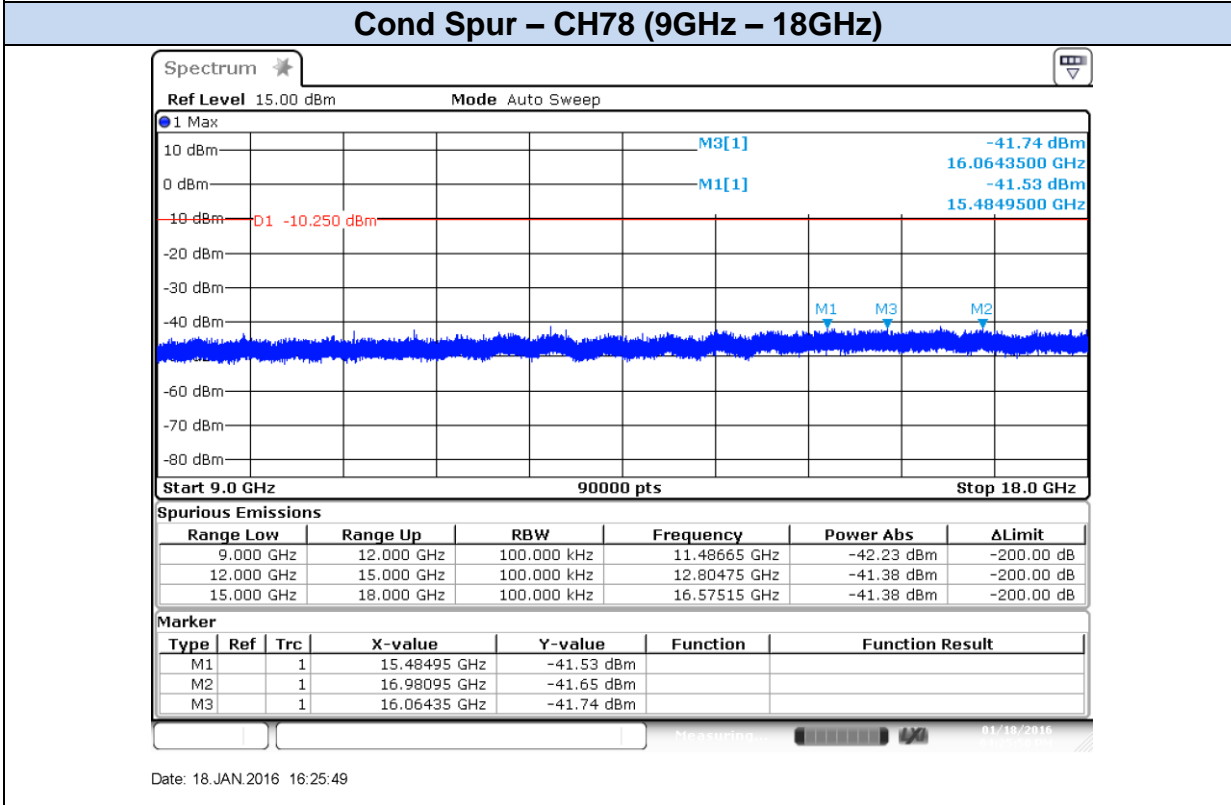
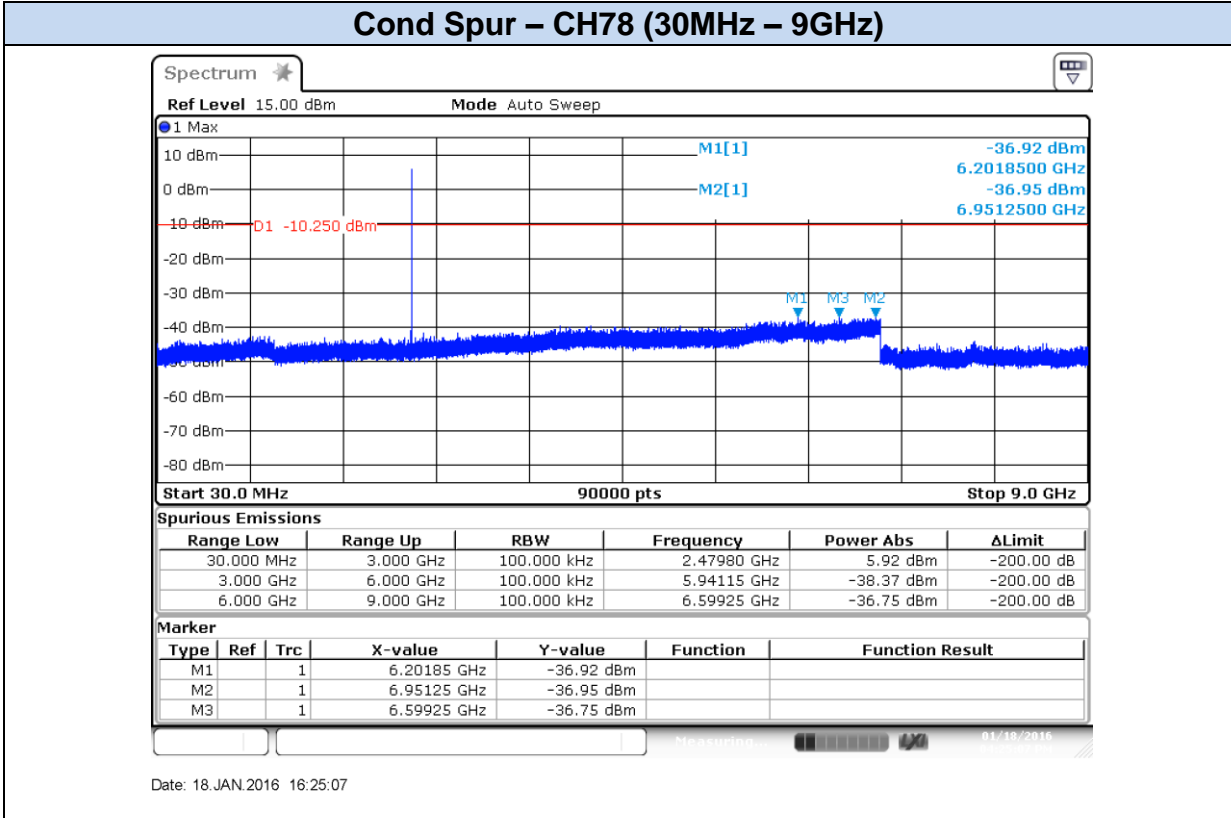
EDR – 8-DPSK

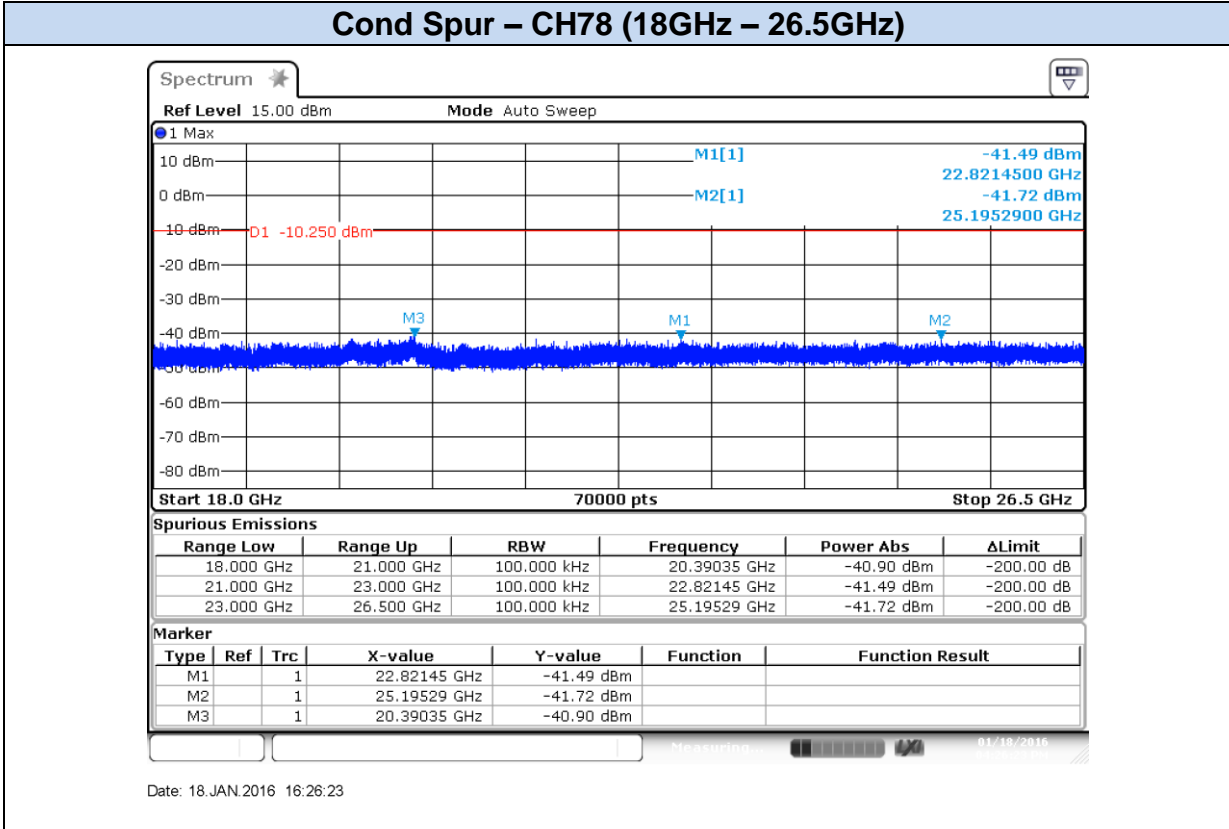












B.6 Radiated spurious emission

Standard references:

FCC part	RSS part	Limits			
15.247 (d)	RSS-247 Clause 5.5	Radiated emissions which fall in the restricted bands, as defined in §15.205(a), must also comply with the radiated emission limits specified in §15.209(a):			
		Freq Range (MHz)	Field Strength (µV/m)	Field Strength (dBµV/m)	Meas. Distance (m)
		0.009-0.490	2400/f(kHz)	-	300
		0.490-1.705	24000/f(kHz)	-	300
		1.705-30.0	30	-	30
		30-88	100	40	3
		88-216	150	43.5	3
		216-960	200	46	3
		Above 960	500	54	3
		<p>The emission limits shown in the above table are based on measurements employing CISPR quasi-peak detector except for the frequency bands 9-90 kHz, 110-490 kHz and above 1000 MHz. Radiated emission limits in these three bands are based on measurements employing an average detector.</p> <p>For average radiated emission measurements above 1000 MHz, there is also a limit specified when measuring with peak detector function, corresponding to 20 dB above the indicated values in the table.</p>			

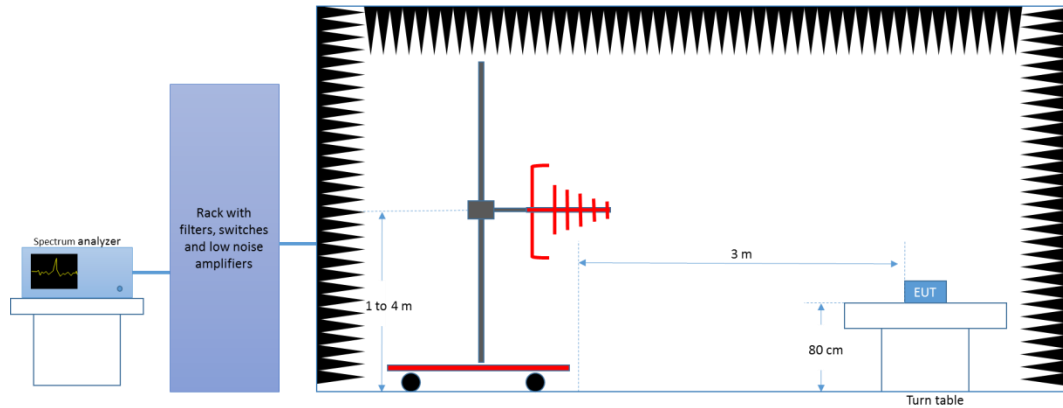
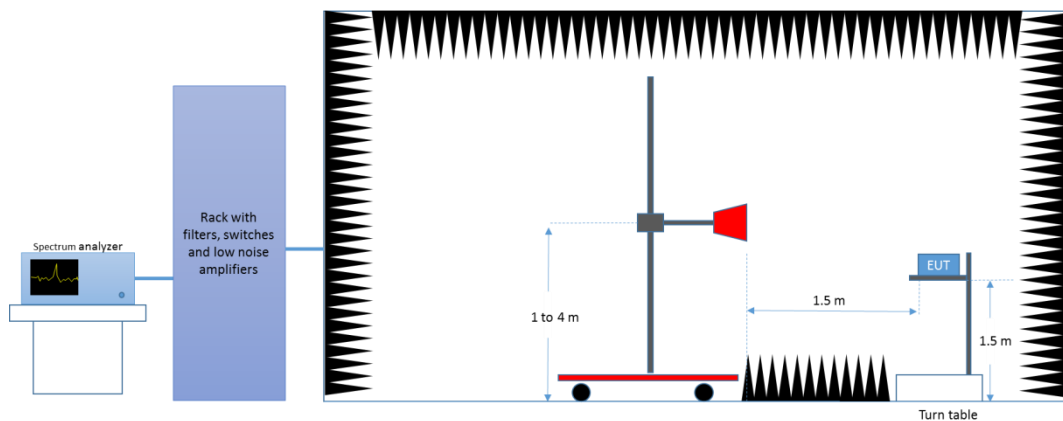
Test procedure:

The setups below were used to measure the radiated spurious emissions.

Depending of the frequency range and bands being tested, different antennas and filters were used.

The final measurement is done by varying the antenna height from 1 to 4 meters, the EUT azimuth over 360° and for both Vertical and Horizontal polarizations.

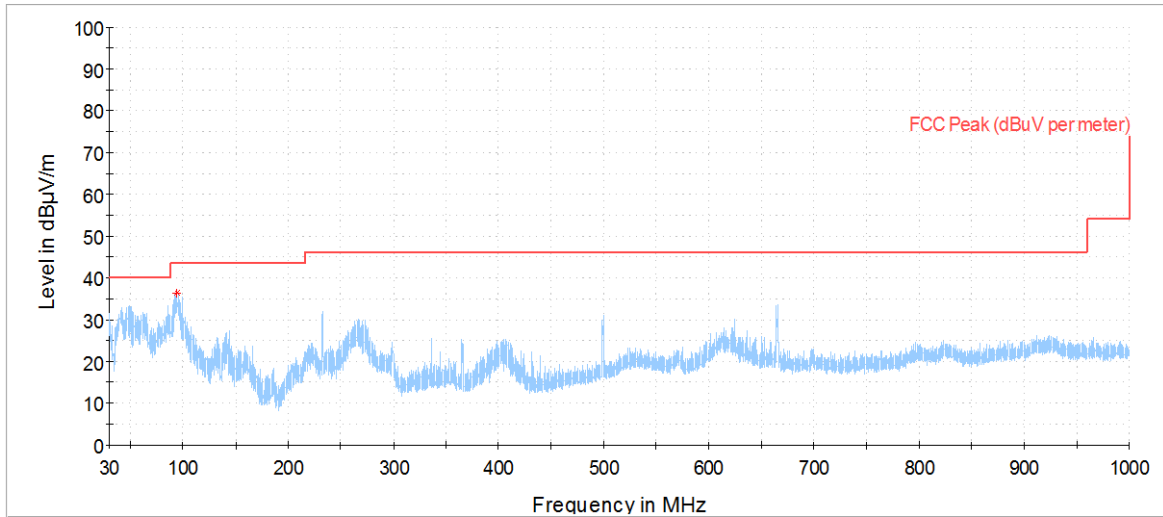
The radiated spurious emission was measured on the worst case configuration found.

Radiated Setup < 1GHz*Radiated Setup > 1GHz*

Test result:

30MHz-1GHz

Radiated Spurious – All Modes

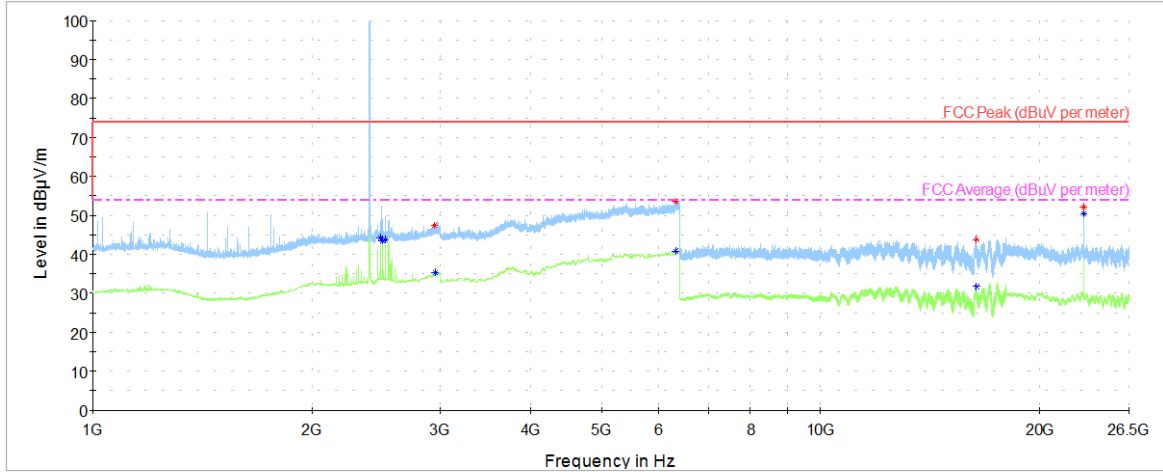


— Peak measurements
 — AVG measurements
 — Limit FCC Peak

Frequency	Max Peak	Limit	Margin
MHz	dBuV/m	dBuV/m	dB
94.87	36.40	43.56	7.15

BR – GFSK – 1GHz to 26.5GHz

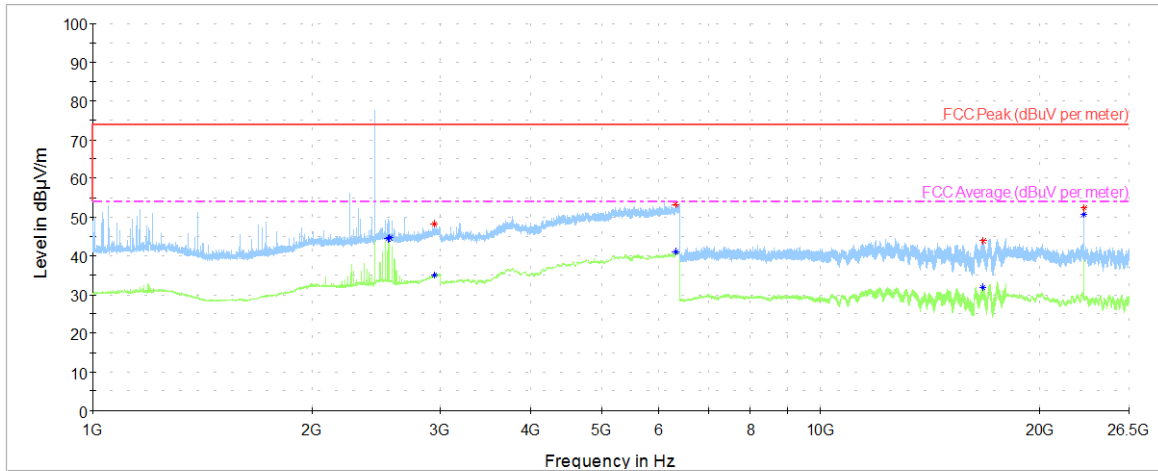
Radiated Spurious – Ch0 DH5



— Peak measurements
 — AVG measurements
 — Limit FCC Peak
 - - - Limit FCC Avg

Frequency MHz	Max Peak dBuV/m	Avg dBuV/m	Limit dBuV/m	Margin dB
2482.00	---	44.15	54.06	9.91
2502.00	---	43.42	54.06	10.63
2521.71	---	43.76	54.06	10.30
2949.14	47.35	---	74.06	26.71
2960.57	---	35.27	54.06	18.79
6315.97	---	40.83	54.06	13.23
6317.91	53.65	---	74.06	20.41
16350.69	43.65	---	74.06	30.41
16358.07	---	31.77	54.06	22.28
23020.02	---	50.38	54.06	3.68
23020.02	52.07	---	74.06	21.99

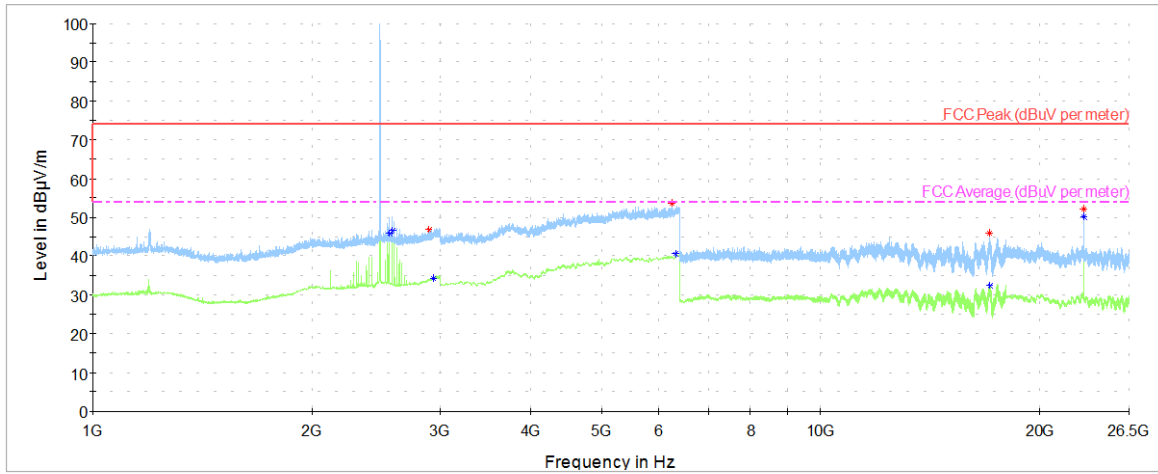
Radiated Spurious – Ch39 DH5



— Peak measurements
 — AVG measurements
 — Limit FCC Peak
 - - - Limit FCC Avg

Frequency MHz	Max Peak dBµV/m	Avg dBµV/m	Limit dBµV/m	Margin dB
2541.14	---	44.32	54.06	9.74
2561.14	---	44.48	54.06	9.58
2945.14	48.09	---	74.06	25.97
2952.00	---	34.99	54.06	19.06
6319.37	---	40.88	54.06	13.18
6321.31	53.25	---	74.06	20.81
16702.38	---	31.70	54.06	22.36
16702.91	43.86	---	74.06	30.20
23020.02	---	50.59	54.06	3.46
23020.02	52.17	---	74.06	21.88

Radiated Spurious – Ch78 DH5

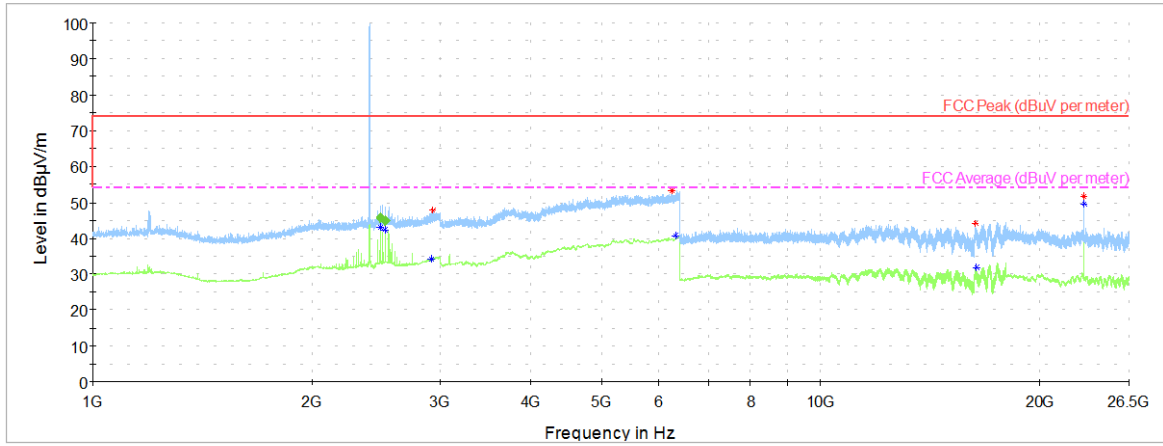


— Peak measurements
 — AVG measurements
 — Limit FCC Peak
 - - - Limit FCC Avg

Frequency MHz	Max Peak dBuV/m	Avg dBuV/m	Limit dBuV/m	Margin dB
2560.00	---	45.92	54.06	8.14
2580.00	---	46.72	54.06	7.34
2900.57	46.83	---	74.06	27.23
2938.86	---	34.40	54.06	19.66
6249.43	53.63	---	74.06	20.42
6324.23	---	40.61	54.06	13.45
17051.44	---	32.44	54.06	21.62
17051.44	45.87	---	74.06	28.19
23020.02	---	50.25	54.06	3.81
23020.02	52.13	---	74.06	21.93

EDR – $\pi/4$ -DQPSK – 1GHz to 26.5GHz

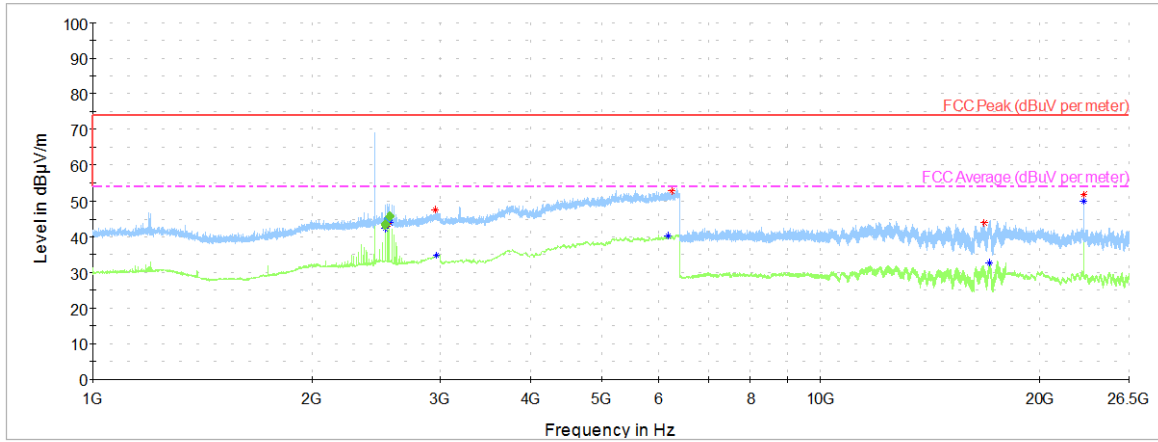
Radiated Spurious – Ch0 2DH5



— Peak measurements
 — AVG measurements
 — Limit FCC Peak
 - - - Limit FCC Avg

Frequency MHz	Max Peak dBuV/m	Avg dBuV/m	Limit dBuV/m	Margin dB
2482.00	---	42.99	54.06	11.07
2522.00	---	42.28	54.06	11.77
2920.57	---	34.31	54.06	19.75
2928.86	47.83	---	74.06	26.23
6242.63	53.17	---	74.06	20.89
6328.11	---	40.64	54.06	13.42
16345.42	44.25	---	74.06	29.81
16367.56	---	31.87	54.06	22.19
23020.02	---	49.53	54.06	4.53
23020.02	51.59	---	74.06	22.46

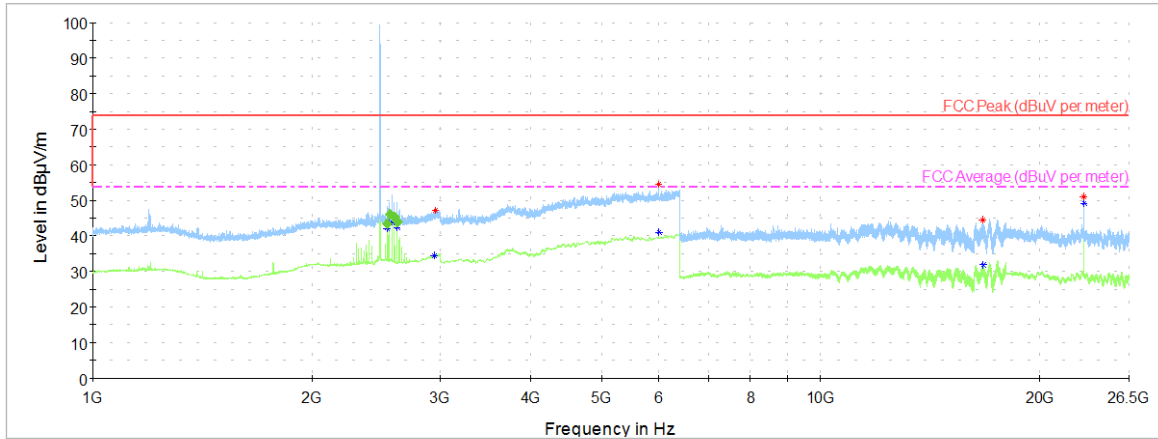
Radiated Spurious – Ch39 2DH5



— Peak measurements
 — AVG measurements
 — Limit FCC Peak
 - - - Limit FCC Avg

Frequency MHz	Max Peak dBuV/m	Avg dBuV/m	Limit dBuV/m	Margin dB
2520.29	---	42.37	54.06	11.68
2543.43	43.51	---	74.06	30.55
2560.00	---	43.73	54.06	10.32
2956.86	47.55	---	74.06	26.51
2964.00	---	34.58	54.06	19.48
6179.97	---	40.22	54.06	13.84
6252.83	52.66	---	74.06	21.40
16782.00	43.90	---	74.06	30.15
17048.27	---	32.51	54.06	21.55
23020.02	---	49.77	54.06	4.29
23020.02	51.63	---	74.06	22.43

Radiated Spurious – Ch78 2DH5

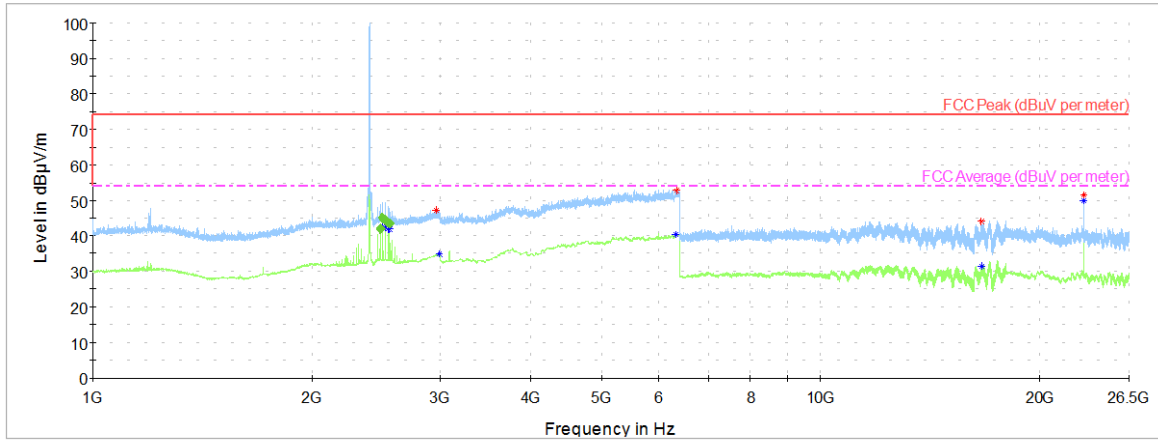


— Peak measurements
 — AVG measurements
 - - - Limit FCC Peak
 - - - Limit FCC Avg

Frequency MHz	Max Peak dBuV/m	Avg dBuV/m	Limit dBuV/m	Margin dB
2540.00	---	42.04	54.06	12.02
2559.71	---	43.73	54.06	10.32
2580.00	---	45.57	54.06	8.49
2600.29	---	43.96	54.06	10.10
2620.00	---	42.34	54.06	11.72
2953.43	---	34.58	54.06	19.48
2958.86	47.12	---	74.06	26.94
5991.51	---	41.08	54.06	12.98
5997.83	54.59	---	74.06	19.46
16702.38	---	31.80	54.06	22.25
16722.42	44.43	---	74.06	29.63
23020.02	---	49.15	54.06	4.91
23020.02	51.17	---	74.06	22.89

EDR – 8-DPSK – 1GHz to 26.5GHz

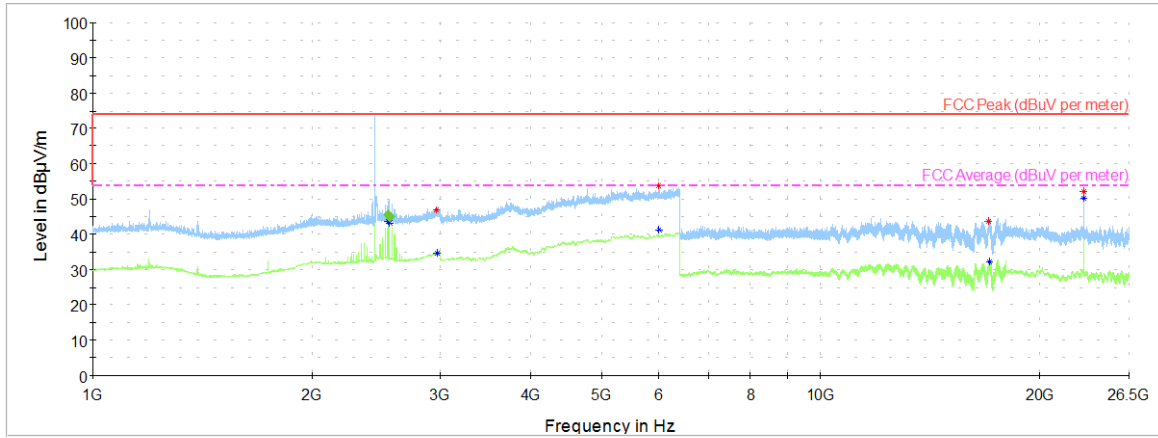
Radiated Spurious – Ch0 3DH5



— Peak measurements
 — AVG measurements
 — Limit FCC Peak
 - - - Limit FCC Avg

Frequency	Max Peak	Avg	Limit	Margin
MHz	dBuV/m	dBuV/m	dBuV/m	dB
2482.00	---	41.74	54.06	12.31
2502.00	---	42.37	54.06	11.69
2522.29	---	42.53	54.06	11.52
2542.00	---	41.93	54.06	12.12
2562.00	---	41.91	54.06	12.15
2967.43	47.16	---	74.06	26.90
2996.86	---	34.90	54.06	19.15
6316.94	---	40.48	54.06	13.58
6334.91	52.79	---	74.06	21.27
16603.25	43.95	---	74.06	30.11
16685.51	---	31.46	54.06	22.60
23020.02	---	49.80	54.06	4.25
23020.02	51.40	---	74.06	22.66

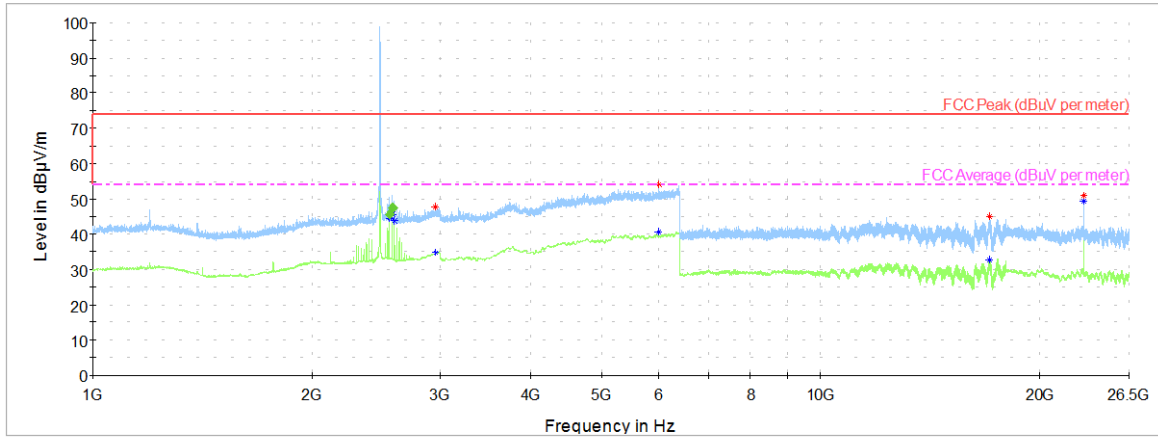
Radiated Spurious – Ch39 3DH5



— Peak measurements
 — AVG measurements
 — Limit FCC Peak
 - - - Limit FCC Avg

Frequency	Max Peak	Avg	Limit	Margin
MHz	dBuV/m	dBuV/m	dBuV/m	dB
2541.14	---	43.58	54.06	10.47
2560.86	---	43.01	54.06	11.04
2968.00	46.94	---	74.06	27.12
2974.00	---	34.67	54.06	19.39
5989.57	---	41.14	54.06	12.92
5992.97	53.81	---	74.06	20.25
17021.91	43.64	---	74.06	30.42
17045.11	---	32.29	54.06	21.77
23020.02	52.02	---	74.06	22.04
23020.02	---	50.35	54.06	3.71

Radiated Spurious – Ch78 3DH5



— Peak measurements
 — AVG measurements
 — Limit FCC Peak
 - - - Limit FCC Avg

Frequency	Max Peak	Avg	Limit	Margin
MHz	dBuV/m	dBuV/m	dBuV/m	dB
2560.29	---	44.55	54.06	9.51
2580.00	---	45.64	54.06	8.42
2600.00	---	43.73	54.06	10.33
2960.86	47.86	---	74.06	26.20
2962.29	---	34.64	54.06	19.42
5990.54	---	40.69	54.06	13.37
5994.43	54.02	---	74.06	20.04
17051.44	---	32.71	54.06	21.35
17051.44	44.96	---	74.06	29.09
23020.02	---	49.23	54.06	4.83
23020.02	50.95	---	74.06	23.10