

# FCC Test Report

## (Class II Permissive Change)

Product Name	Intel® Dual Band Wireless-AC 3160
Model No	3160NGW
FCC ID	PD93160NG, PD93160NGU

\*FCC ID: PD93160NG (for OEM factory install)

\*FCC ID: PD93160NGU (for User Installation w/bios lock feature.)

Applicant	Intel Mobile Communications France SAS
Address	Le Navigator B 505 route des Lucioles CS 70293 06905 Sophia Antipolis cedex

Date of Receipt	March 13, 2015
Issued Date	April 07, 2015
Report No.	1530265R-RFUSP06V00
Report Version	V1.0



The test results relate only to the samples tested.

The test results shown in the test report are traceable to the national/international standard through the calibration of the equipment and evaluated measurement uncertainty herein.

This report must not be used to claim product endorsement by TAF or any agency of the government.

The test report shall not be reproduced without the written approval of Quietek Corporation.

# Test Report

Issued Date: April 07, 2015

Report No.: 1530265R-RFUSP06V00



Product Name	Intel® Dual Band Wireless-AC 3160
Applicant	Intel Mobile Communications France SAS
Address	Le Navigator B 505 route des Lucioles CS 70293 06905 Sophia Antipolis cedex
Manufacturer	Intel Mobile Communications France SAS
Model No.	3160NGW
FCC ID.	PD93160NG, PD93160NGU
EUT Rated Voltage	DC 3.3V (via Mini-PCI Express slot)
EUT Test Voltage	AC 120V/60Hz
Trade Name	Intel
Applicable Standard	FCC CFR Title 47 Part 15 Subpart C: 2013 ANSI C63.4: 2014, ANSI C63.10: 2013 KDB 558074 D01 DTS Meas Guidance v03r02
Test Result	Complied

Documented By : Rita Huang  
( Senior Adm. Specialist / Rita Huang )

Tested By : Alan Chen  
( Engineer / Alan Chen )

Approved By : [Signature]  
( Director / Vincent Lin )

**TABLE OF CONTENTS**

Description	Page
<b>1. GENERAL INFORMATION .....</b>	<b>4</b>
1.1. EUT Description.....	4
1.2. Operational Description .....	7
1.3. Tested System Details.....	8
1.4. Configuration of tested System .....	8
1.5. EUT Exercise Software .....	8
1.6. Test Facility .....	9
<b>2. Maximun conducted output power .....</b>	<b>10</b>
2.1. Test Equipment.....	10
2.2. Test Setup .....	10
2.3. Limits .....	11
2.4. Test Procedure .....	11
2.5. Uncertainty .....	11
2.6. Test Result of Maximum conducted output power.....	12
<b>3. Radiated Emission .....</b>	<b>23</b>
3.1. Test Equipment.....	23
3.2. Test Setup .....	24
3.3. Limits .....	25
3.4. Test Procedure .....	26
3.5. Uncertainty .....	26
3.6. Test Result of Radiated Emission.....	27
<b>4. Band Edge .....</b>	<b>72</b>
4.1. Test Equipment.....	72
4.2. Test Setup .....	73
4.3. Limits .....	74
4.4. Test Procedure .....	74
4.5. Uncertainty .....	75
4.6. Test Result of Band Edge .....	76
<b>5. EMI Reduction Method During Compliance Testing .....</b>	<b>110</b>
Attachment 1: EUT Test Photographs	
Attachment 2: EUT Detailed Photographs	

**1. GENERAL INFORMATION**

**1.1. EUT Description**

Product Name	Intel® Dual Band Wireless-AC 3160
Trade Name	Intel
FCC ID.	PD93160NG, PD93160NGU
Model No.	3160NGW
Frequency Range	802.11a/n-20MHz: 5180-5320MHz, 5500-5700MHz 802.11n-40MHz: 5190-5310, 5510-5670MHz 802.11ac-20MHz: 5720, 802.11ac-40MHz: 5710 802.11ac-80MHz: 5210-5290MHz, 5530-5690MHz
Number of Channels	802.11a/n-20MHz: 16; 802.11n-40MHz: 7 802.11ac-20MHz: 1, 802.11ac-40MHz: 1, 802.11ac-80MHz: 4
Data Rate	802.11a: 6 - 54Mbps 802.11n: up to 150Mbps 802.11ac-80MHz: up to 433.3MHz
Channel Control	Auto
Type of Modulation	802.11a/n/ac:OFDM, BPSK, QPSK, 16QAM, 64QAM, 256QAM
Antenna Type	Dipole Antenna
Antenna Gain	Refer to the table “Antenna List”
Contain Module	Intel / 3160NGW

**Antenna List**

No.	Manufacturer	Part No.	Antenna Type	Peak Gain
1	Wistron Neweb Corp.	81XCAA15.G03 (497317-003) (Tx/Rx1) 81XCAA15.G03 (497317-003) ( Tx/Rx2)	Dipole	0.85dBi For 5.15~5.35GHz 1.01dBi For 5.47~5.725GHz 1.09dBi For 5725-5825GHz
2	WIESON Technologies co ., ltd	GY121HT0321-003-H (External) (WIFI)	Dipole	3.19dBi For 5.15~5.35GHz 4.41dBi For 5.47~5.725GHz 4.22dBi For 5725-5825GHz

Note:

1. The antenna of EUT is conform to FCC 15.203
2. Only the higher gain antenna was tested and recorded in this report.

802.11a/n-20MHz Center Working Frequency of Each Channel:

Channel	Frequency	Channel	Frequency	Channel	Frequency	Channel	Frequency
Channel 36:	5180 MHz	Channel 40:	5200 MHz	Channel 44:	5220 MHz	Channel 48:	5240 MHz
Channel 52:	5260 MHz	Channel 56:	5280 MHz	Channel 60:	5300 MHz	Channel 64:	5320 MHz
Channel 100:	5500 MHz	Channel 104:	5520 MHz	Channel 108:	5540 MHz	Channel 112:	5560 MHz
Channel 116:	5580 MHz	Channel 132:	5660 MHz	Channel 136:	5680 MHz	Channel 140:	5700 MHz

802.11n-40MHz Center Working Frequency of Each Channel:

Channel	Frequency	Channel	Frequency	Channel	Frequency	Channel	Frequency
Channel 38:	5190 MHz	Channel 46:	5230 MHz	Channel 54:	5270 MHz	Channel 62:	5310 MHz
Channel 102:	5510 MHz	Channel 110:	5550 MHz	Channel 134:	5670 MHz		

802.11ac-20MHz Carrier Frequency of Each Channel:

Channel	Frequency
Channel 144:	5720 MHz

802.11ac-40MHz Carrier Frequency of Each Channel:

Channel	Frequency
Channel 142:	5710 MHz

802.11ac-80MHz Carrier Frequency of Each Channel:

Channel	Frequency	Channel	Frequency	Channel	Frequency	Channel	Frequency
Channel 42:	5210 MHz	Channel 58:	5290 MHz	Channel 106:	5530 MHz	Channel 138:	5690 MHz

Note:

1. This device is an Intel® Dual Band Wireless-AC 3160, Contains functions and so on WLAN 、 Bluetooth , This report for WLAN.
2. Regarding to the operation frequency, the lowest, middle and highest frequency are selected to perform the test.
3. Lowest and highest data rates are tested in each mode. Only worst case is shown in the report. (802.11a is 6Mbps 、 802.11n(20M-BW) is 7.2Mbps 、 802.11n(40M-BW) is 15Mbps 、 802.11ac(20M-BW) is 7.2Mbps 、 802.11ac(40M-BW) is 15Mbps and 802.11ac(80M-BW) is 32.5Mbps.).
4. These tests were conducted on a sample of the equipment for the purpose of demonstrating compliance with Part 15 Subpart E for Unlicensed National Information Infrastructure devices.
5. This is to request a Class II permissive change for FCC ID: PD93160NG, PD93160NGU, originally granted on 06/26/2013.

The major change filed under this application is:

Change #1: Addition new antenna, antenna type is different with the original application.

(Antenna type: Dipole antenna)

Test Mode	Mode 1: Transmit (802.11a-6Mbps) Mode 2: Transmit (802.11n-20BW 7.2Mbps) Mode 3: Transmit (802.11n-40BW 15Mbps) Mode 4: Transmit (802.11ac-20BW) Mode 5: Transmit (802.11ac-40BW) Mode 6: Transmit (802.11ac-80BW)
-----------	---

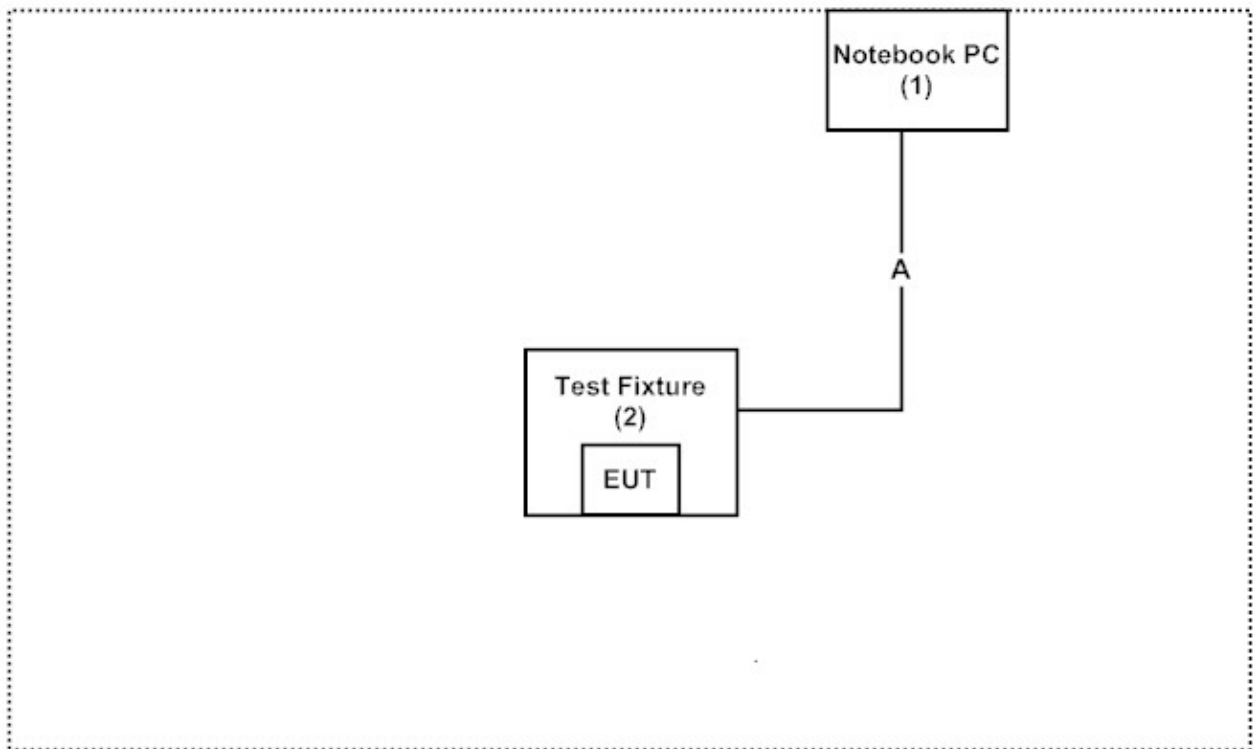
### 1.3. Tested System Details

The types for all equipment, plus descriptions of all cables used in the tested system (including inserted cards) are:

Product	Manufacturer	Model No.	Serial No.	Power Cord	
1	Notebook PC	DELL	N/A	N/A	Non-Shielded, 1.8m
2	Test Fixture	Intel	N/A	N/A	N/A

Signal Cable Type	Signal cable Description	
A	Test Fixture Line	Non-Shielded, 1.0m

### 1.4. Configuration of tested System



### 1.5. EUT Exercise Software

- (1) Setup the EUT as shown in Section 1.4
- (2) Execute "DRTU Ver 1.7.3-895" program on the Notebook PC.
- (3) Configure the test mode, the test channel, and the data rate.
- (4) Press "OK" to start the continuous Transmit.
- (5) Verify that the EUT works properly.

**1.6. Test Facility**

Ambient conditions in the laboratory:

Items	Required (IEC 68-1)	Actual
Temperature (°C)	15-35	20-35
Humidity (%RH)	25-75	50-65
Barometric pressure (mbar)	860-1060	950-1000

The related certificate for our laboratories about the test site and management system can be downloaded from Quietek Corporation's Web Site : <http://www.quietek.com/tw/ctg/cts/accreditations.htm>

The address and introduction of Quietek Corporation's laboratories can be founded in our Web site : <http://www.quietek.com/>

Site Description: File on  
 Federal Communications Commission  
 FCC Engineering Laboratory  
 7435 Oakland Mills Road  
 Columbia, MD 21046  
 Registration Number: 92195

Site Name: Quietek Corporation  
 Site Address: No.5-22, Ruishukeng Linkou Dist., New Taipei City  
 24451, Taiwan, R.O.C.  
 TEL: 886-2-8601-3788 / FAX : 886-2-8601-3789  
 E-Mail : [service@quietek.com](mailto:service@quietek.com)

FCC Accreditation Number: TW1014



**2. Maximun conducted output power**

**2.1. Test Equipment**

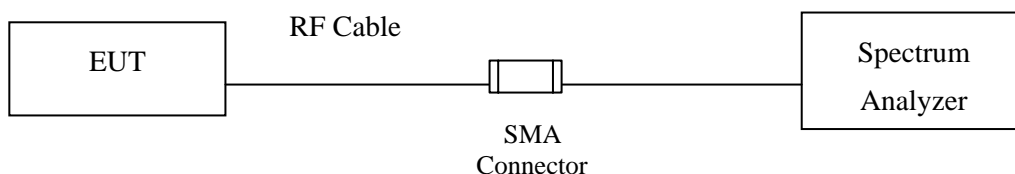
Equipment	Manufacturer	Model No./Serial No.	Last Cal.
Power Meter	Anritsu	ML2495A/6K00003357	May, 2014
Power Sensor	Anritsu	MA2411B/0738448	Jun., 2014
X Spectrum Analyzer	Agilent	N9010A / MY48030495	Apr., 2015

Note:

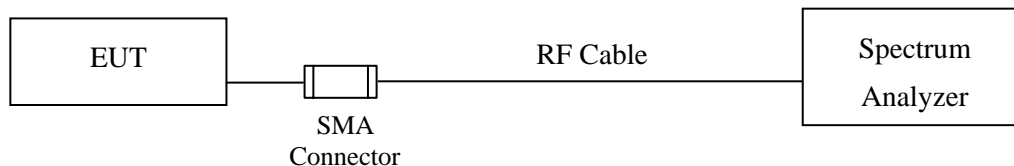
1. All equipments are calibrated with traceable calibrations. Each calibration is traceable to the national or international standards.
2. The test instruments marked with “X” are used to measure the final test results.

**2.2. Test Setup**

**26dBc Occupied Bandwidth**



**Conduction Power Measurement**



### 2.3. Limits

- (1) For the band 5.15-5.25 GHz, the maximum conducted output power over the frequency band of operation shall not exceed the lesser of 50 mW or  $4 \text{ dBm} + 10\log B$ , where B is the 26-dB emission bandwidth in MHz. If transmitting antenna of directional gain greater than 6 dBi are used, the Maximum conducted output power shall be reduced by the amount in dB that directional gain of the antenna exceeds 6 dBi.
- (2) For the band 5.25-5.35 GHz, the maximum conducted output power over the frequency band of operation shall not exceed the lesser of 250 mW or  $11 \text{ dBm} + 10\log B$ , where B is the 26-dB emission bandwidth in MHz. If transmitting antenna of directional gain greater than 6 dBi are used, the Maximum conducted output power shall be reduced by the amount in dB that directional gain of the antenna exceeds 6 dBi.
- (3) For the band 5.725-5.825 GHz, the maximum conducted output power over the frequency band of operation shall not exceed the lesser of 1W or  $17 \text{ dBm} + 10\log B$ , where B is the 26-dB emission bandwidth in MHz. If transmitting antenna of directional gain greater than 6 dBi are used, the Maximum conducted output power shall be reduced by the amount in dB that directional gain of the antenna exceeds 6 dBi.

### 2.4. Test Procedure

As an alternative to FCC KDB-789033, the EUT maximum conducted output power was measured with an average power meter employing a video bandwidth greater than 6dB BW of the emission under test. Maximum conducted output power was read directly from the meter across all data rates, and across three channels within each sub-band. Special care was used to make sure that the EUT was transmitting in continuous mode. This method exceeds the limitations of FCC KDB-789033, and provides more accurate measurements.

The Maximum conducted output power using KDB 789033 section E)3)b) Method PM-G (Measurement using a gated RF average power meter).

### 2.5. Uncertainty

$\pm 1.27 \text{ dB}$

**2.6. Test Result of Maximum conducted output power**

Product : Intel® Dual Band Wireless-AC 3160  
 Test Item : Maximum conducted output power  
 Test Site : No.3 OATS  
 Test Mode : Mode 1: Transmit (802.11a-6Mbps)

Cable loss=1dB		Maximum conducted output power								
Channel No.	Frequency (MHz)	Data Rate (Mbps)								Required Limit
		6	9	12	18	24	36	48	54	
		Measurement Level (dBm)								
36	5180	15.87	--	--	--	--	--	--	--	<17dBm
44	5220	16.38	16.31	16.24	16.17	16.1	16.03	15.96	15.89	<17dBm
48	5240	16.45	--	--	--	--	--	--	--	<17dBm
52	5260	17.31	--	--	--	--	--	--	--	<24dBm
60	5300	17.26	17.18	17.1	17.02	16.94	16.86	16.78	16.7	<24dBm
64	5320	15.09	--	--	--	--	--	--	--	<24dBm
100	5500	14.66	--	--	--	--	--	--	--	<24dBm
116	5580	16.81	16.75	16.69	16.63	16.57	16.51	16.45	16.39	<24dBm
140	5700	13.65	--	--	--	--	--	--	--	<24dBm

Note: Maximum conducted output power Value =Reading value on average power meter + cable loss

**Maximum conducted output power Measurement:**

Channel Number	Frequency (MHz)	26dB Bandwidth (MHz)	Output Power (dBm)	Output Power Limit	
				(dBm)	dBm+10log(BW)
36	5180	28.9	15.87	17	18.61
44	5220	29	16.38	17	18.62
48	5240	28.9	16.45	17	18.61
52	5260	28.4	17.31	24	25.53
60	5300	30.5	17.26	24	25.84
64	5320	25.9	15.09	24	25.13
100	5500	25.9	14.66	24	25.13
116	5580	31.5	16.81	24	25.98
140	5700	26.2	13.65	24	25.18

Note: Power Output Value =Reading value on average power meter + cable loss

Product : Intel® Dual Band Wireless-AC 3160  
 Test Item : Maximum conducted output power  
 Test Site : No.3 OATS  
 Test Mode : Mode 2: Transmit (802.11n-20BW 7.2Mbps)

Cable loss=1dB		Maximum conducted output power								
Channel No.	Frequency (MHz)	Data Rate (Mbps)								Required Limit
		7.2	14.4	21.7	28.9	43.3	57.8	65	72.2	
		Measurement Level (dBm)								
36	5180	16.69	--	--	--	--	--	--	--	<17dBm
44	5220	16.66	16.58	16.5	16.42	16.34	16.26	16.18	16.1	<17dBm
48	5240	16.64	--	--	--	--	--	--	--	<17dBm
52	5260	17.42	--	--	--	--	--	--	--	<24dBm
60	5300	17.19	17.14	17.09	17.04	16.99	16.94	16.89	16.84	<24dBm
64	5320	15.12	--	--	--	--	--	--	--	<24dBm
100	5500	14.61	--	--	--	--	--	--	--	<24dBm
116	5580	16.73	16.68	16.63	16.58	16.53	16.48	16.43	16.38	<24dBm
140	5700	13.91	--	--	--	--	--	--	--	<24dBm

Note: Maximum conducted output power Value =Reading value on average power meter + cable loss

**Maximum conducted output power Measurement:**

Channel Number	Frequency (MHz)	26dB Bandwidth (MHz)	Output Power (dBm)	Output Power Limit	
				(dBm)	dBm+10log(BW)
36	5180	28.7	16.69	17	18.58
44	5220	29.7	16.66	17	18.73
48	5240	30.7	16.64	17	18.87
52	5260	31.5	17.42	24	25.98
60	5300	32.9	17.19	24	26.17
64	5320	27.1	15.12	24	25.33
100	5500	27.5	14.61	24	25.39
116	5580	32.9	16.73	24	26.17
140	5700	26.9	13.91	24	25.30

Note: Power Output Value =Reading value on average power meter + cable loss

Product : Intel® Dual Band Wireless-AC 3160  
 Test Item : Maximum conducted output power  
 Test Site : No.3 OATS  
 Test Mode : Mode 3: Transmit (802.11n-40BW 15Mbps)

Cable loss=1dB		Maximum conducted output power								
Channel No.	Frequency (MHz)	Data Rate (Mbps)								Required Limit
		15	30	45	60	90	120	135	150	
		Measurement Level (dBm)								
38	5190	13.58	--	--	--	--	--	--	--	<17dBm
46	5230	16.61	16.54	16.47	16.3	16.23	16.16	16.09	15.92	<17dBm
54	5270	13.68	13.61	13.54	13.47	13.4	13.33	13.26	13.19	<17dBm
62	5310	14.36	--	--	--	--	--	--	--	<24dBm
102	5510	11.74	--	--	--	--	--	--	--	<24dBm
110	5550	16.74	16.68	16.62	16.56	16.5	16.44	16.38	16.32	<24dBm
134	5670	16.59	--	--	--	--	--	--	--	<24dBm

Note: Maximum conducted output power Value =Reading value on average power meter + cable loss

### Maximum conducted output power Measurement:

Channel Number	Frequency (MHz)	26dB Bandwidth (MHz)	Output Power (dBm)	Output Power Limit	
				(dBm)	dBm+10log(BW)
38	5190	42.8	13.58	17	20.31
46	5230	43.7	16.61	17	20.40
54	5270	43.2	13.68	24	27.35
62	5310	42.7	14.36	24	27.30
102	5510	41.5	11.74	24	27.18
110	5550	47.7	16.74	24	27.79
134	5670	50.1	16.59	24	28.00

Note: Power Output Value =Reading value on average power meter + cable loss

Product : Intel® Dual Band Wireless-AC 3160  
 Test Item : Maximum conducted output power  
 Test Site : No.3 OATS  
 Test Mode : Mode 4: Transmit (802.11ac-20BW)

Cable loss=1dB		Maximum conducted output power									
Channel No.	Frequency (MHz)	Data Rate (Mbps)									Required Limit
		VTH0	VTH1	VTH2	VTH3	VTH4	VTH5	VTH6	VTH7	VTH8	
		Measurement Level (dBm)									
144 (Band3)	5720	15.51	15.48	15.45	15.42	15.39	15.36	15.33	15.3	15.27	<24dBm
144 (Band4)	5720	9.86	9.81	9.76	9.71	9.66	9.61	9.56	9.51	9.46	<30dBm

Note: Maximum conducted output power Value =Reading value on average power meter + cable loss

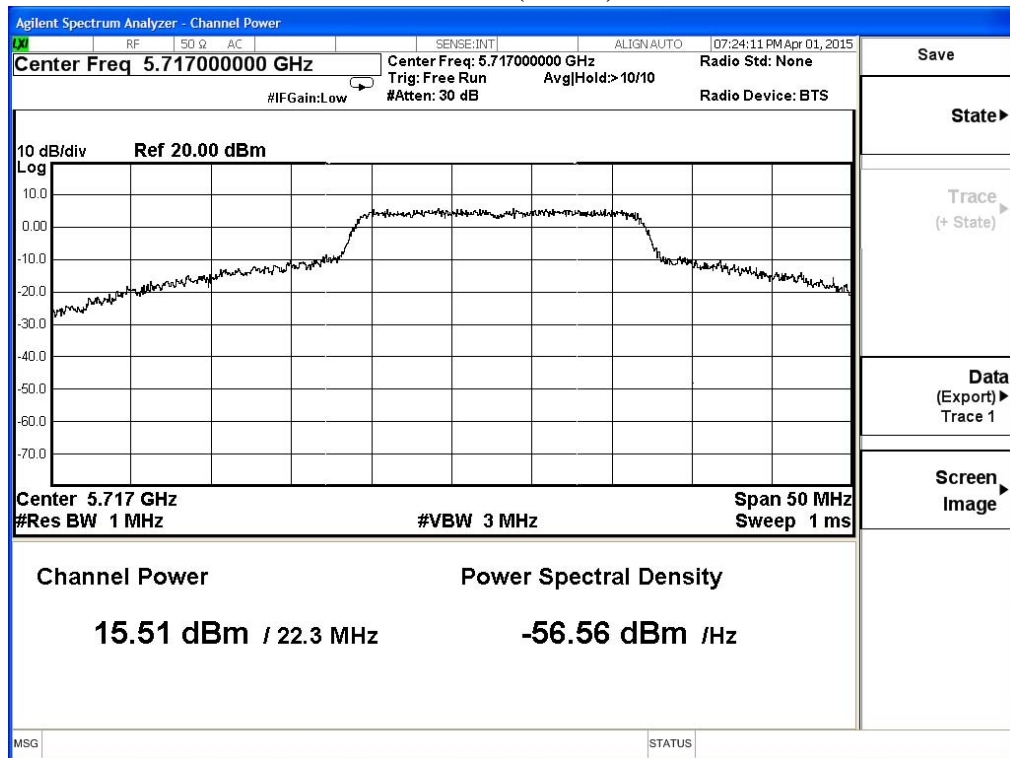
**Maximum conducted output power Measurement:**

Channel Number	Frequency (MHz)	26dB Bandwidth (MHz)	Chain A Power (dBm)	Output Power (dBm)	Output Power Limit	
					(dBm)	dBm+10log(BW)
144(Band3)	5720	22.300	15.51	15.51	24	24.48
144(Band4)	5720	11.500	9.86	9.86	30	21.61

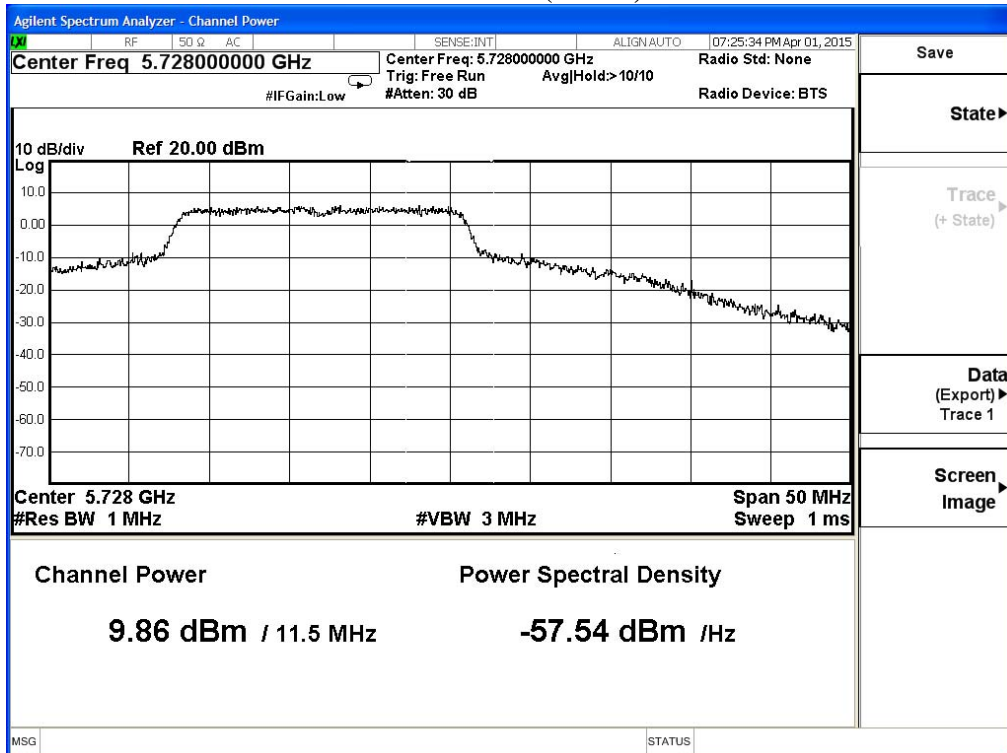
Note: Power Output Value =Reading value on average power meter + cable loss

Maximum conducted output power:

Channel 144 (Band3)



Channel 144 (Band4)



Product : Intel® Dual Band Wireless-AC 3160  
 Test Item : Maximum conducted output power  
 Test Site : No.3 OATS  
 Test Mode : Mode 5: Transmit (802.11ac-40BW)

Cable loss=1dB		Maximum conducted output power										
Channel No	Frequency (MHz)	Data Rate (Mbps)										Required Limit
		VTH0	VTH1	VTH2	VTH3	VTH4	VTH5	VTH6	VTH7	VTH8	VTH9	
142F(Band3)	5710	15.69	15.62	15.55	15.48	15.41	15.34	15.27	15.2	15.13	15.06	<24dBm
142F(Band4)	5710	3.95	3.88	3.82	3.74	3.67	3.59	3.51	3.44	3.37	3.29	<30dBm

Note: Maximum conducted output power Value =Reading value on average power meter + cable loss

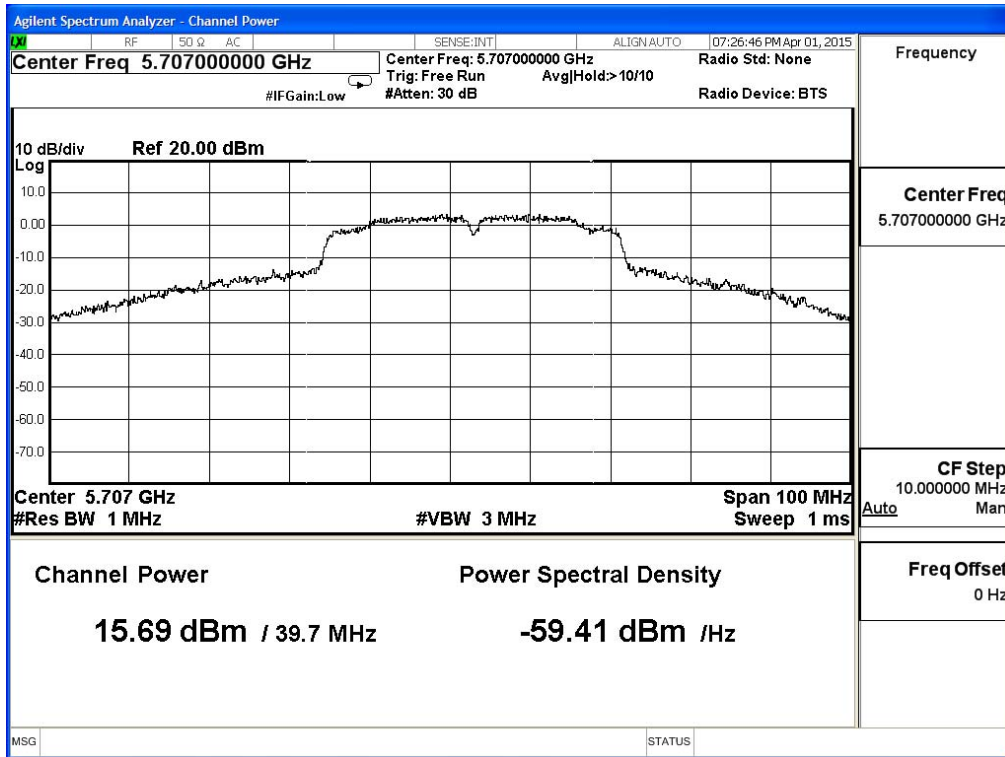
**Maximum conducted output power Measurement:**

Channel Number	Frequency (MHz)	26dB Bandwidth (MHz)	Chain A Power (dBm)	Output Power (dBm)	Output Power Limit	
					(dBm)	dBm+10log(BW)
142F(Band3)	5710	39.700	15.69	15.69	24	26.99
142F(Band4)	5710	6.900	3.95	3.95	30	19.39

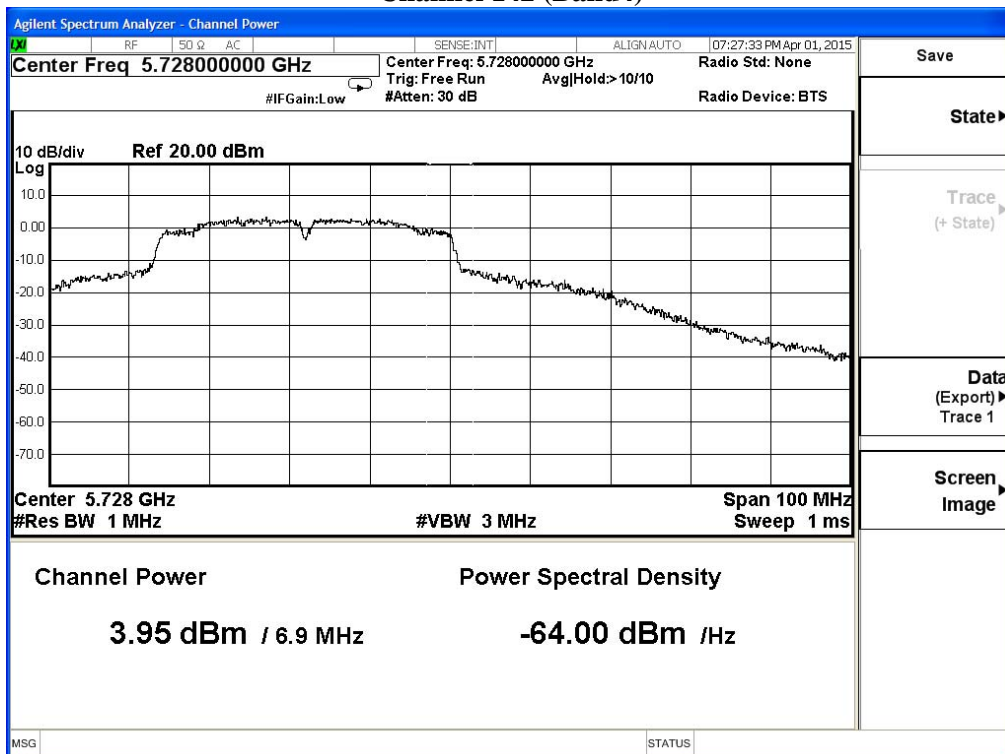
Note: Power Output Value =Reading value on average power meter + cable loss



Maximum conducted output power:  
Channel 142 (Band3)



Channel 142 (Band4)



Product : Intel® Dual Band Wireless-AC 3160  
 Test Item : Maximum conducted output power  
 Test Site : No.3 OATS  
 Test Mode : Mode 6: Transmit (802.11ac-80BW)

Cable loss=1dB		Maximum conducted output power										
Channel No	Frequency (MHz)	Data Rate (Mbps)										Required Limit
		VTH0	VTH1	VTH2	VTH3	VTH4	VTH5	VTH6	VTH7	VTH8	VTH9	
42	5210	10.37	10.29	10.21	10.13	10.04	9.96	9.89	9.8	9.71	9.64	<24dBm
58	5290	12.56	12.49	12.42	12.35	12.28	12.21	12.14	12.07	12	11.93	<24dBm
106	5530	10.23	10.17	10.11	10.05	9.99	9.93	9.87	9.81	9.75	9.69	<24dBm
138(Band3)	5690	14.58	14.52	14.46	14.4	14.34	14.28	14.22	14.16	14.1	14.04	<24dBm
138(Band4)	5690	-2.15	-2.19	-2.23	-2.27	-2.31	-2.35	-2.39	-2.43	-2.47	-2.51	<30dBm

Note: Maximum conducted output power Value =Reading value on average power meter + cable loss

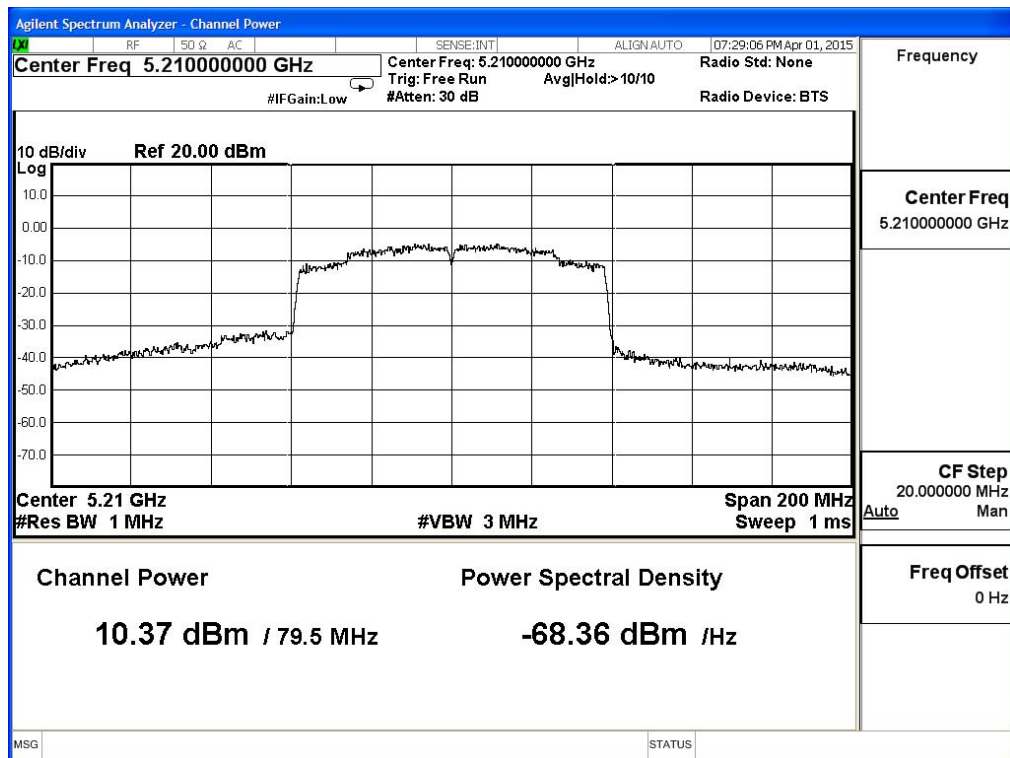
### Maximum conducted output power Measurement:

Note: Power Output Value =Reading value on average power meter + cable loss

Channel Number	Frequency (MHz)	26dB Bandwidth (MHz)	Chain A Power (dBm)	Output Power (dBm)	Output Power Limit	
					(dBm)	dBm+10log(BW)
42	5210	79.500	10.37	10.37	17	30.00
58	5290	84.200	12.56	12.56	17	30.25
106	5530	79.500	10.23	10.23	24	30.00
138(Band3)	5690	82.800	14.58	14.58	24	30.18
138(Band4)	5690	5.200	-2.15	-2.15	30	24.16

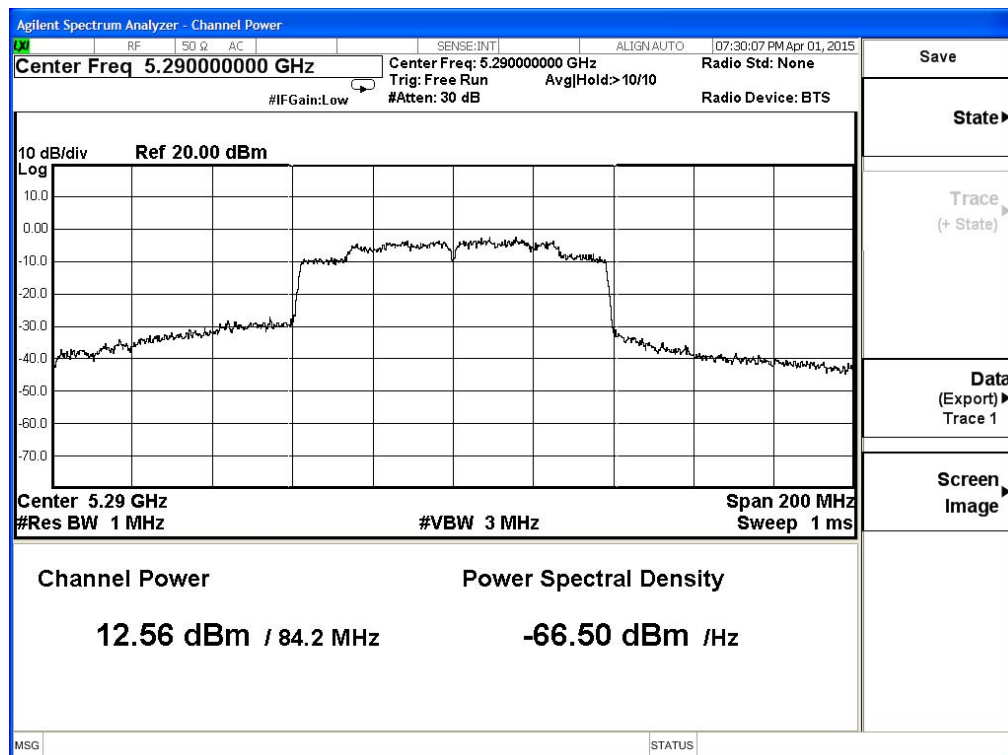
Maximum conducted output power:

Channel 42



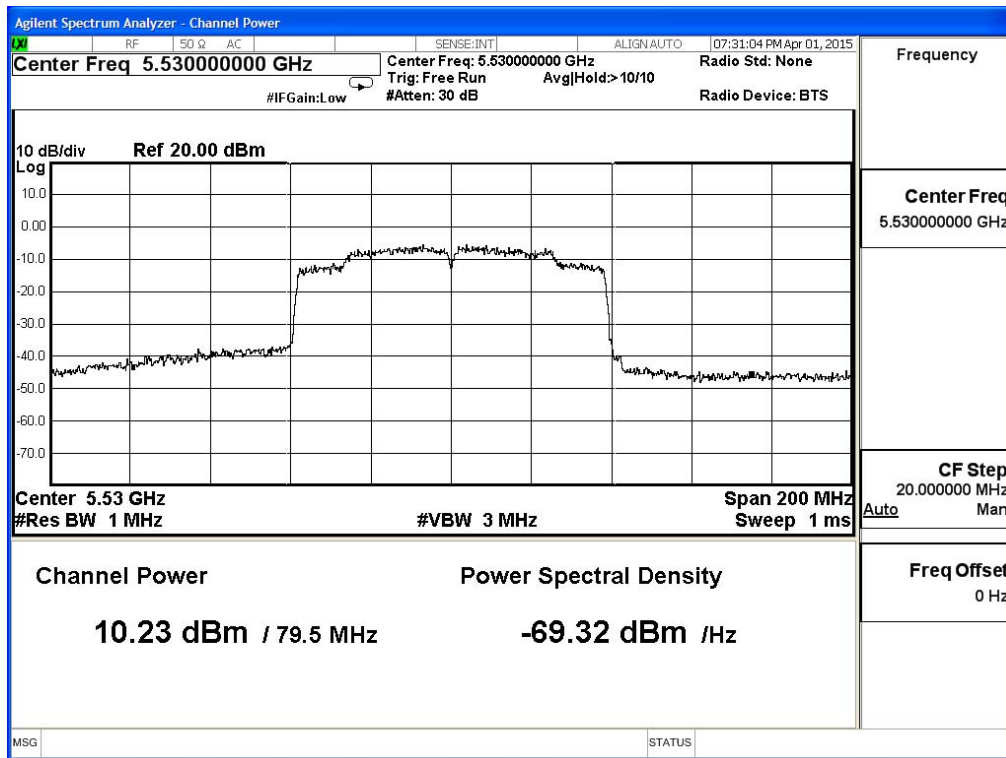
Maximum conducted output power:

Channel 58



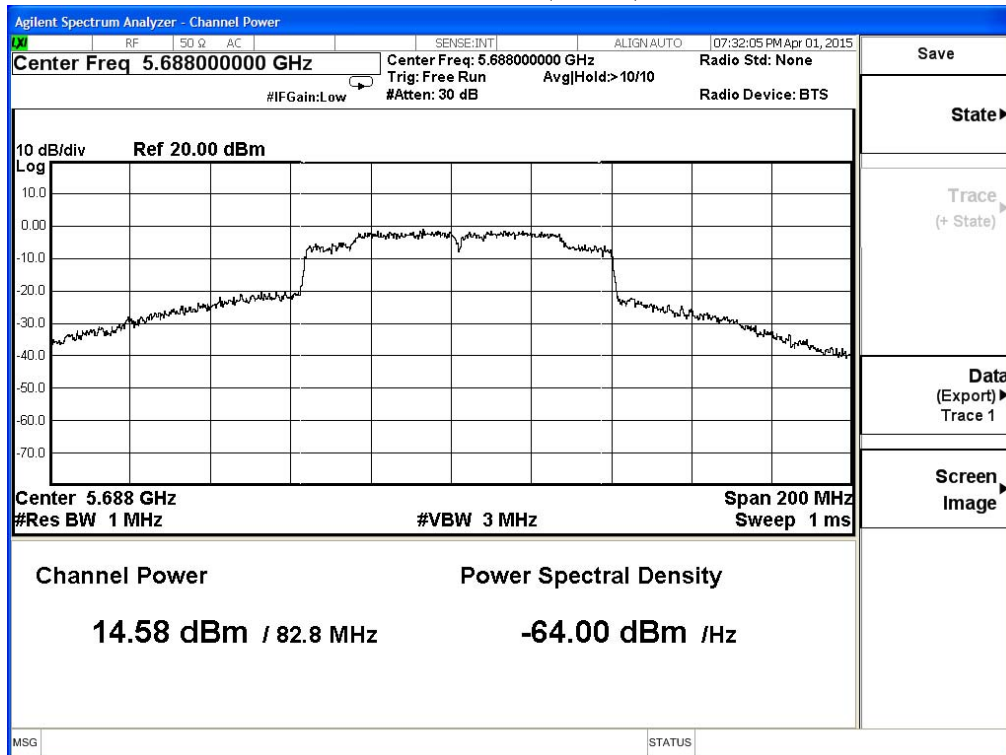
Maximum conducted output power:

Channel 106



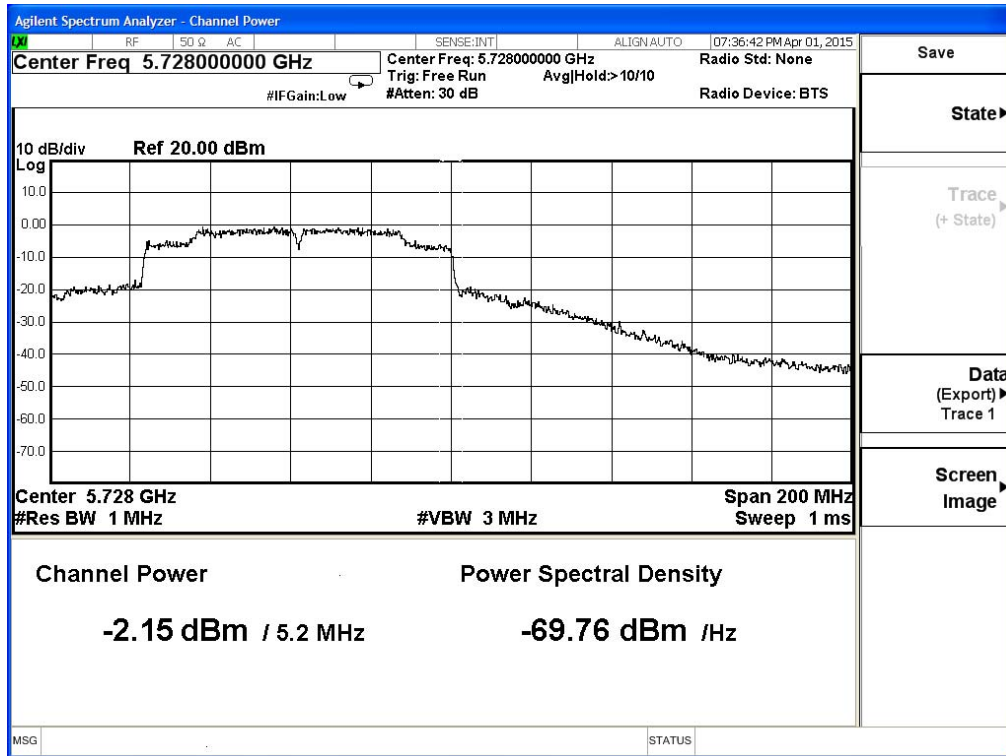
Maximum conducted output power:

Channel 138 (Band3)



Maximum conducted output power:

Channel 138 (Band4)



### 3. Radiated Emission

#### 3.1. Test Equipment

The following test equipments are used during the radiated emission test:

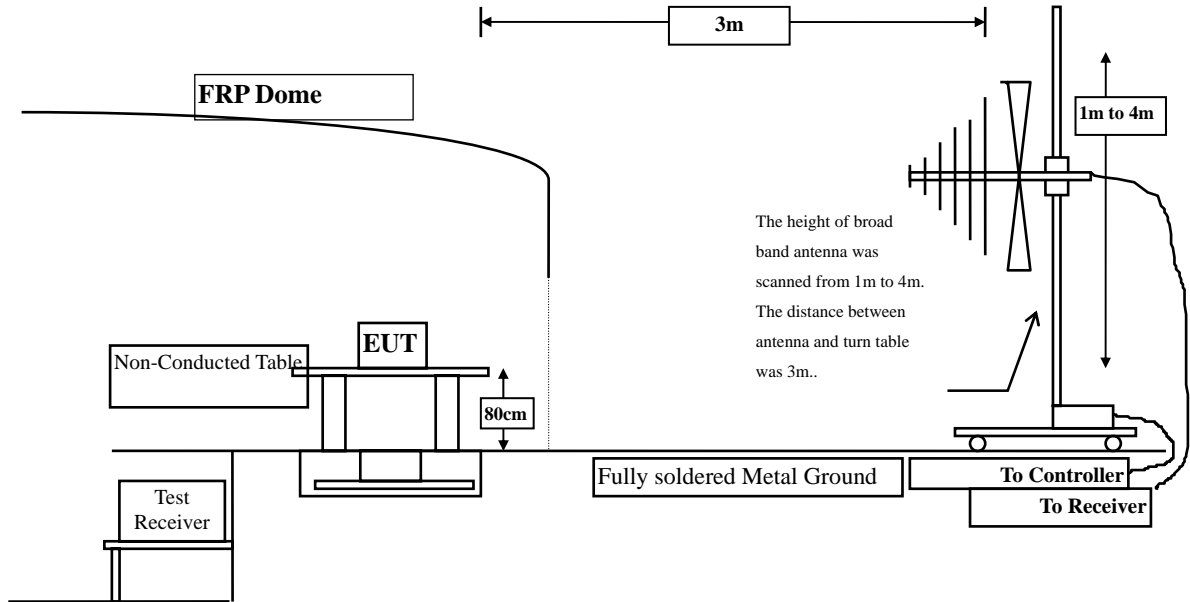
Test Site		Equipment	Manufacturer	Model No./Serial No.	Last Cal.
☒ Site # 3	X	Loop Antenna	Teseq	HLA6120 / 26739	Jul., 2014
	X	Bilog Antenna	Schaffner Chase	CBL6112B/2673	Sep., 2014
	X	Horn Antenna	Schwarzbeck	BBHA9120D/D305	Sep., 2014
	X	Horn Antenna	Schwarzbeck	BBHA9170/208	Jul., 2014
	X	Pre-Amplifier	QTK	QTK-AMP-03 / 0003	May, 2014
	X	Pre-Amplifier	QTK	AP-180C / CHM_0906076	Sep., 2014
	X	Pre-Amplifier	MITEQ	AMF-4D-180400-45-6P/ 925975	Mar., 2015
	X	Spectrum Analyzer	Agilent	E4407B / US39440758	May, 2014
	X	Test Receiver	R & S	ESCS 30/ 825442/018	Sep., 2014
	X	Coaxial Cable	QuieTek	QTK-CABLE/ CAB5	Feb., 2015
	X	Controller	QuieTek	QTK-CONTROLLER/ CTRL3	N/A
	X	Coaxial Switch	Anritsu	MP59B/6200265729	N/A

Test Site		Equipment	Manufacturer	Model No./Serial No.	Last Cal.
☒ CB # 8	X	Spectrum Analyzer	R&S	FSP40/ 100339	Oct, 2014
	X	Horn Antenna	ETS-Lindgren	3117/ 35205	Mar, 2015
	X	Horn Antenna	Schwarzbeck	BBHA9170/209	Jan, 2015
	X	Horn Antenna	TRC	AH-0801/95051	Aug, 2014
	X	Pre-Amplifier	EMCI	EMC012630SE/980210	Jan, 2015
	X	Pre-Amplifier	MITEQ	JS41-001040000-58-5P/153945	Jul, 2014
	X	Pre-Amplifier	NARDA	DBL-1840N506/013	Jul, 2014

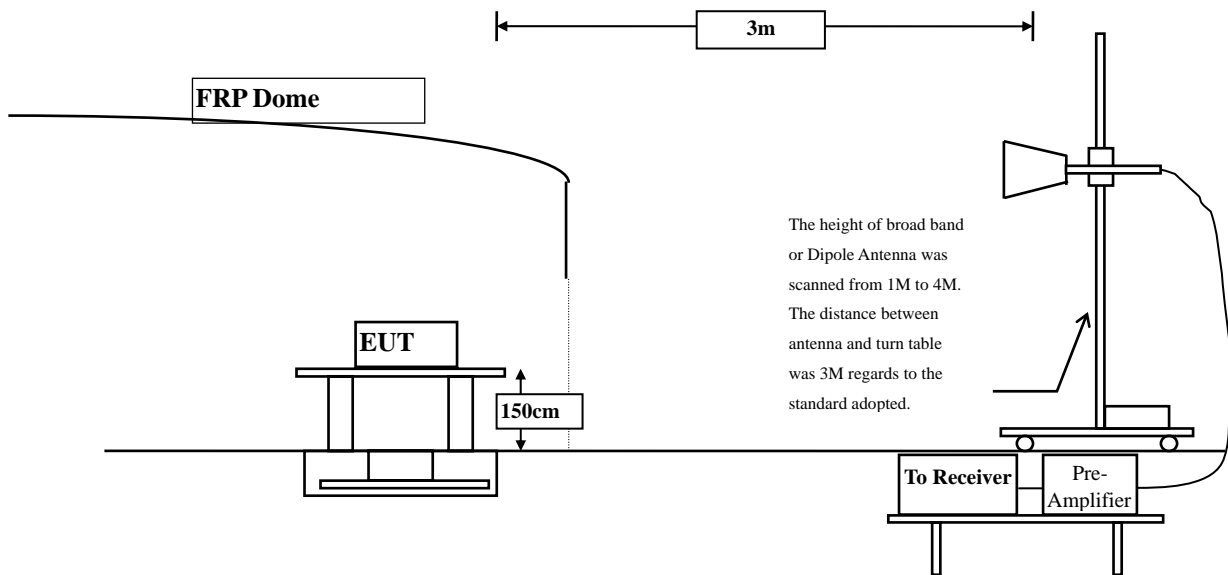
- Note:
1. All equipments are calibrated with traceable calibrations. Each calibration is traceable to the national or international standards.
  2. The test instruments marked with "X" are used to measure the final test results.

3.2. Test Setup

Radiated Emission Below 1GHz



Radiated Emission Above 1GHz



**3.3. Limits**

Emissions radiated outside of the specified frequency bands, except for harmonics, shall be attenuated by at least 20dB below the level of the fundamental or to the general radiated emission limits in paragraph 15.209, whichever is the lesser attenuation.

<b>FCC Part 15 Subpart C Paragraph 15.209(a) Limits</b>		
Frequency MHz	Field strength (microvolts/meter)	Measurement distance (meter)
0.009-0.490	2400/F(kHz)	300
0.490-1.705	24000/F(kHz)	30
1.705-30	30	30
30-88	100	40
88-216	150	43.5
216-960	200	46
Above 960	500	54

Remarks: E field strength (dBuV/m) = 20 log E field strength (uV/m)



### 3.4. Test Procedure

The EUT was setup according to ANSI C63.10, 2013 and tested according to FCC KDB-789033 test procedure for compliance to FCC 47CFR 15. 407 requirements.

Measuring the frequency range below 1GHz, the EUT is placed on a turn table which is 0.8 meter above ground, when measuring the frequency range above 1GHz, the EUT is placed on a turn table which is 1.5 meter above ground.

The turn table is rotated 360 degrees to determine the position of the maximum emission level.

The EUT was positioned such that the distance from antenna to the EUT was 3 meters.

The antenna is scanned from 1 meter to 4 meters to find out the maximum emission level. This is repeated for both horizontal and vertical polarization of the antenna. In order to find the maximum emission, all of the interface cables were manipulated according to ANSI C63.10:2013 on radiated measurement.

The resolution bandwidth below 30MHz setting on the field strength meter is 9kHz and 30MHz~1GHz is 120kHz and above 1GHz is 1MHz.

Radiated emission measurements below 30MHz are made using Loop Antenna and 30MHz~1GHz are made using broadband Bilog antenna and above 1GHz are made using Horn Antennas.

The measurement is divided into the Preliminary Measurement and the Final Measurement.

The suspected frequencies are searched for in Preliminary Measurement with the measurement antenna kept pointed at the source of the emission both in azimuth and elevation, with the polarization of the antenna oriented for maximum response. The antenna is pointed at an angle towards the source of the emission, and the EUT is rotated in both height and polarization to maximize the measured emission. The emission is kept within the illumination area of the 3 dB bandwidth of the antenna.

The worst radiated emission is measured in the Open Area Test Site on the Final Measurement.

The measurement frequency range from 9KHz - 10th Harmonic of fundamental was investigated.

### 3.5. Uncertainty

± 3.8 dB below 1GHz

± 3.9 dB above 1GHz

### 3.6. Test Result of Radiated Emission

Product : Intel® Dual Band Wireless-AC 3160  
 Test Item : Harmonic Radiated Emission Data  
 Test Site : No.3 OATS  
 Test Mode : Mode 1: Transmit (802.11a-6Mbps) (5180MHz)

Frequency MHz	Correct Factor dB	Reading Level dBuV	Measurement Level dBuV/m	Margin dB	Limit dBuV/m
<b>Horizontal</b>					
<b>Peak Detector:</b>					
10360.000	10.932	36.480	47.412	-26.588	74.000
15540.000	*	*	*	*	74.000
20720.000	*	*	*	*	74.000
25900.000	*	*	*	*	74.000
31080.000	*	*	*	*	74.000
36260.000	*	*	*	*	74.000
<b>Average Detector:</b>					
--					
<b>Vertical</b>					
<b>Peak Detector:</b>					
10360.000	12.436	36.230	48.665	-25.335	74.000
15540.000	*	*	*	*	74.000
20720.000	*	*	*	*	74.000
25900.000	*	*	*	*	74.000
31080.000	*	*	*	*	74.000
36260.000	*	*	*	*	74.000
<b>Average Detector:</b>					
--					

Note:

1. All Readings below 1GHz are Quasi-Peak, above 1GHz are performed with peak and/or average measurements as necessary.
2. Peak measurements: RBW = 1MHz, VBW = 3 MHz, Sweep: Auto.
3. Average measurements: RBW = 1MHz, VBW = 10 Hz, Sweep: Auto.
4. Measurement Level = Reading Level + Correct Factor.
5. Correct Factor = Antenna factor + Cable loss – Amplifier gain.
6. The average measurement was not performed when the peak measured data under the limit of average detection.
7. The emission levels of other frequencies are very lower than the limit and not show in test report.

Product : Intel® Dual Band Wireless-AC 3160  
 Test Item : Harmonic Radiated Emission Data  
 Test Site : No.3 OATS  
 Test Mode : Mode 1: Transmit (802.11a-6Mbps) (5220MHz)

Frequency MHz	Correct Factor dB	Reading Level dBuV	Measurement Level dBuV/m	Margin dB	Limit dBuV/m
<b>Horizontal</b>					
<b>Peak Detector:</b>					
10440.000	9.725	36.570	46.295	-27.705	74.000
15660.000	*	*	*	*	74.000
20880.000	*	*	*	*	74.000
26100.000	*	*	*	*	74.000
<b>Average Detector:</b>					
--					
<b>Vertical</b>					
<b>Peak Detector:</b>					
10440.000	11.505	36.770	48.275	-25.725	74.000
15660.000	*	*	*	*	74.000
20880.000	*	*	*	*	74.000
26100.000	*	*	*	*	74.000
<b>Average Detector:</b>					
--					

Note:

1. All Readings below 1GHz are Quasi-Peak, above 1GHz are performed with peak and/or average measurements as necessary.
2. Peak measurements: RBW = 1MHz, VBW = 3 MHz, Sweep: Auto.
3. Average measurements: RBW = 1MHz, VBW = 10 Hz, Sweep: Auto.
4. Measurement Level = Reading Level + Correct Factor.
5. Correct Factor = Antenna factor + Cable loss – Amplifier gain.
6. The average measurement was not performed when the peak measured data under the limit of average detection.
7. The emission levels of other frequencies are very lower than the limit and not show in test report.

Product : Intel® Dual Band Wireless-AC 3160  
 Test Item : Harmonic Radiated Emission Data  
 Test Site : No.3 OATS  
 Test Mode : Mode 1: Transmit (802.11a-6Mbps) (5240MHz)

Frequency MHz	Correct Factor dB	Reading Level dBuV	Measurement Level dBuV/m	Margin dB	Limit dBuV/m
<b>Horizontal</b>					
<b>Peak Detector:</b>					
10480.000	10.464	37.570	48.033	-25.967	74.000
15720.000	*	*	*	*	74.000
20960.000	*	*	*	*	74.000
26200.000	*	*	*	*	74.000
<b>Average Detector:</b>					
--					
<b>Vertical</b>					
<b>Peak Detector:</b>					
10480.000	12.399	37.840	50.239	-23.761	74.000
15720.000	*	*	*	*	74.000
20960.000	*	*	*	*	74.000
26200.000	*	*	*	*	74.000
<b>Average Detector:</b>					
--					

Note:

1. All Readings below 1GHz are Quasi-Peak, above 1GHz are performed with peak and/or average measurements as necessary.
2. Peak measurements: RBW = 1MHz, VBW = 3 MHz, Sweep: Auto.
3. Average measurements: RBW = 1MHz, VBW = 10 Hz, Sweep: Auto.
4. Measurement Level = Reading Level + Correct Factor.
5. Correct Factor = Antenna factor + Cable loss – Amplifier gain.
6. The average measurement was not performed when the peak measured data under the limit of average detection.
7. The emission levels of other frequencies are very lower than the limit and not show in test report.

Product : Intel® Dual Band Wireless-AC 3160  
 Test Item : Harmonic Radiated Emission Data  
 Test Site : No.3 OATS  
 Test Mode : Mode 1: Transmit (802.11a-6Mbps) (5260MHz)

Frequency MHz	Correct Factor dB	Reading Level dBuV	Measurement Level dBuV/m	Margin dB	Limit dBuV/m
<b>Horizontal</b>					
<b>Peak Detector:</b>					
10520.000	11.531	35.970	47.501	-26.499	74.000
15780.000	*	*	*	*	74.000
21040.000	*	*	*	*	74.000
26300.000	*	*	*	*	74.000
<b>Average</b>					
<b>Detector:</b>					
--					
<b>Vertical</b>					
<b>Peak Detector:</b>					
10520.000	13.441	36.940	50.381	-23.619	74.000
15780.000	*	*	*	*	74.000
21040.000	*	*	*	*	74.000
26300.000	*	*	*	*	74.000
<b>Average</b>					
<b>Detector:</b>					
--					

Note:

1. All Readings below 1GHz are Quasi-Peak, above 1GHz are performed with peak and/or average measurements as necessary.
2. Peak measurements: RBW = 1MHz, VBW = 3 MHz, Sweep: Auto.
3. Average measurements: RBW = 1MHz, VBW = 10 Hz, Sweep: Auto.
4. Measurement Level = Reading Level + Correct Factor.
5. Correct Factor = Antenna factor + Cable loss – Amplifier gain.
6. The average measurement was not performed when the peak measured data under the limit of average detection.
7. The emission levels of other frequencies are very lower than the limit and not show in test report.

Product : Intel® Dual Band Wireless-AC 3160  
 Test Item : Harmonic Radiated Emission Data  
 Test Site : No.3 OATS  
 Test Mode : Mode 1: Transmit (802.11a-6Mbps) (5300MHz)

Frequency MHz	Correct Factor dB	Reading Level dBuV	Measurement Level dBuV/m	Margin dB	Limit dBuV/m
<b>Horizontal</b>					
<b>Peak Detector:</b>					
10600.000	13.182	35.540	48.722	-25.278	74.000
15900.000	*	*	*	*	74.000
21200.000	*	*	*	*	74.000
26500.000	*	*	*	*	74.000
<b>Average Detector:</b>					
--					
<b>Vertical</b>					
<b>Peak Detector:</b>					
10600.000	14.717	36.220	50.937	-23.063	74.000
15900.000	*	*	*	*	74.000
21200.000	*	*	*	*	74.000
26500.000	*	*	*	*	74.000
<b>Average Detector:</b>					
--					

Note:

1. All Readings below 1GHz are Quasi-Peak, above 1GHz are performed with peak and/or average measurements as necessary.
2. Peak measurements: RBW = 1MHz, VBW = 3 MHz, Sweep: Auto.
3. Average measurements: RBW = 1MHz, VBW = 10 Hz, Sweep: Auto.
4. Measurement Level = Reading Level + Correct Factor.
5. Correct Factor = Antenna factor + Cable loss – Amplifier gain.
6. The average measurement was not performed when the peak measured data under the limit of average detection.
7. The emission levels of other frequencies are very lower than the limit and not show in test report.

Product : Intel® Dual Band Wireless-AC 3160  
 Test Item : Harmonic Radiated Emission Data  
 Test Site : No.3 OATS  
 Test Mode : Mode 1: Transmit (802.11a-6Mbps) (5320MHz)

Frequency MHz	Correct Factor dB	Reading Level dBuV	Measurement Level dBuV/m	Margin dB	Limit dBuV/m
<b>Horizontal</b>					
<b>Peak Detector:</b>					
10640.000	12.912	36.320	49.232	-24.768	74.000
15960.000	*	*	*	*	74.000
21280.000	*	*	*	*	74.000
26600.000	*	*	*	*	74.000
<b>Average Detector:</b>					
--					
<b>Vertical</b>					
<b>Peak Detector:</b>					
10640.000	14.585	36.640	51.225	-22.775	74.000
15960.000	*	*	*	*	74.000
21280.000	*	*	*	*	74.000
26600.000	*	*	*	*	74.000
<b>Average Detector:</b>					
--					

Note:

1. All Readings below 1GHz are Quasi-Peak, above 1GHz are performed with peak and/or average measurements as necessary.
2. Peak measurements: RBW = 1MHz, VBW = 3 MHz, Sweep: Auto.
3. Average measurements: RBW = 1MHz, VBW = 10 Hz, Sweep: Auto.
4. Measurement Level = Reading Level + Correct Factor.
5. Correct Factor = Antenna factor + Cable loss – Amplifier gain.
6. The average measurement was not performed when the peak measured data under the limit of average detection.
7. The emission levels of other frequencies are very lower than the limit and not show in test report.

Product : Intel® Dual Band Wireless-AC 3160  
 Test Item : Harmonic Radiated Emission Data  
 Test Site : No.3 OATS  
 Test Mode : Mode 1: Transmit (802.11a-6Mbps) (5500MHz)

Frequency MHz	Correct Factor dB	Reading Level dBuV	Measurement Level dBuV/m	Margin dB	Limit dBuV/m
<b>Horizontal</b>					
<b>Peak Detector:</b>					
10640.000	14.585	36.640	51.225	-22.775	74.000
16500.000	*	*	*	*	74.000
22000.000	*	*	*	*	74.000
27500.000	*	*	*	*	74.000
<b>Average Detector:</b>					
--					
<b>Vertical</b>					
<b>Peak Detector:</b>					
11000.000	14.635	36.550	51.185	-22.815	74.000
16500.000	*	*	*	*	74.000
22000.000	*	*	*	*	74.000
27500.000	*	*	*	*	74.000
<b>Average Detector:</b>					
--					

Note:

1. All Readings below 1GHz are Quasi-Peak, above 1GHz are performed with peak and/or average measurements as necessary.
2. Peak measurements: RBW = 1MHz, VBW = 3 MHz, Sweep: Auto.
3. Average measurements: RBW = 1MHz, VBW = 10 Hz, Sweep: Auto.
4. Measurement Level = Reading Level + Correct Factor.
5. Correct Factor = Antenna factor + Cable loss – Amplifier gain.
6. The average measurement was not performed when the peak measured data under the limit of average detection.
7. The emission levels of other frequencies are very lower than the limit and not show in test report.



Product : Intel® Dual Band Wireless-AC 3160  
 Test Item : Harmonic Radiated Emission Data  
 Test Site : No.3 OATS  
 Test Mode : Mode 1: Transmit (802.11a-6Mbps) (5580MHz)

Frequency MHz	Correct Factor dB	Reading Level dBuV	Measurement Level dBuV/m	Margin dB	Limit dBuV/m
<b>Horizontal</b>					
<b>Peak Detector:</b>					
11160.000	12.953	35.870	48.824	-25.176	74.000
16740.000	*	*	*	*	74.000
22320.000	*	*	*	*	74.000
27900.000	*	*	*	*	74.000
<b>Average Detector:</b>					
--					
<b>Vertical</b>					
<b>Peak Detector:</b>					
11160.000	15.197	36.840	52.037	-21.963	74.000
16740.000	*	*	*	*	74.000
22320.000	*	*	*	*	74.000
27900.000	*	*	*	*	74.000
<b>Average Detector:</b>					
--					

Note:

1. All Readings below 1GHz are Quasi-Peak, above 1GHz are performed with peak and/or average measurements as necessary.
2. Peak measurements: RBW = 1MHz, VBW = 3 MHz, Sweep: Auto.
3. Average measurements: RBW = 1MHz, VBW = 10 Hz, Sweep: Auto.
4. Measurement Level = Reading Level + Correct Factor.
5. Correct Factor = Antenna factor + Cable loss – Amplifier gain.
6. The average measurement was not performed when the peak measured data under the limit of average detection.
7. The emission levels of other frequencies are very lower than the limit and not show in test report.

Product : Intel® Dual Band Wireless-AC 3160  
 Test Item : Harmonic Radiated Emission Data  
 Test Site : No.3 OATS  
 Test Mode : Mode 1: Transmit (802.11a-6Mbps) (5700MHz)

Frequency MHz	Correct Factor dB	Reading Level dBuV	Measurement Level dBuV/m	Margin dB	Limit dBuV/m
<b>Horizontal</b>					
<b>Peak Detector:</b>					
11400.000	14.753	34.600	49.353	-24.647	74.000
17100.000	*	*	*	*	74.000
22800.000	*	*	*	*	74.000
28500.000	*	*	*	*	74.000
<b>Average Detector:</b>					
--					
<b>Vertical</b>					
<b>Peak Detector:</b>					
11400.000	16.303	35.840	52.143	-21.857	74.000
17100.000	*	*	*	*	74.000
22800.000	*	*	*	*	74.000
28500.000	*	*	*	*	74.000
<b>Average Detector:</b>					
--					

Note:

1. All Readings below 1GHz are Quasi-Peak, above 1GHz are performed with peak and/or average measurements as necessary.
2. Peak measurements: RBW = 1MHz, VBW = 3 MHz, Sweep: Auto.
3. Average measurements: RBW = 1MHz, VBW = 10 Hz, Sweep: Auto.
4. Measurement Level = Reading Level + Correct Factor.
5. Correct Factor = Antenna factor + Cable loss – Amplifier gain.
6. The average measurement was not performed when the peak measured data under the limit of average detection.
7. The emission levels of other frequencies are very lower than the limit and not show in test report.

Product : Intel® Dual Band Wireless-AC 3160  
 Test Item : Harmonic Radiated Emission Data  
 Test Site : No.3 OATS  
 Test Mode : Mode 2: Transmit (802.11n-20BW 7.2Mbps) (5180MHz)

Frequency MHz	Correct Factor dB	Reading Level dBuV	Measurement Level dBuV/m	Margin dB	Limit dBuV/m
<b>Horizontal</b>					
<b>Peak Detector:</b>					
10360.000	10.932	35.760	46.692	-27.308	74.000
15540.000	*	*	*	*	74.000
20720.000	*	*	*	*	74.000
25900.000	*	*	*	*	74.000
<b>Average Detector:</b>					
--					
<b>Vertical</b>					
<b>Peak Detector:</b>					
10360.000	12.436	36.430	48.865	-25.135	74.000
15540.000	*	*	*	*	74.000
20720.000	*	*	*	*	74.000
25900.000	*	*	*	*	74.000
<b>Average Detector:</b>					
--					

Note:

1. All Readings below 1GHz are Quasi-Peak, above 1GHz are performed with peak and/or average measurements as necessary.
2. Peak measurements: RBW = 1MHz, VBW = 3 MHz, Sweep: Auto.
3. Average measurements: RBW = 1MHz, VBW = 10 Hz, Sweep: Auto.
4. Measurement Level = Reading Level + Correct Factor.
5. Correct Factor = Antenna factor + Cable loss – Amplifier gain.
6. The average measurement was not performed when the peak measured data under the limit of average detection.
7. The emission levels of other frequencies are very lower than the limit and not show in test report.

Product : Intel® Dual Band Wireless-AC 3160  
 Test Item : Harmonic Radiated Emission Data  
 Test Site : No.3 OATS  
 Test Mode : Mode 2: Transmit (802.11n-20BW 7.2Mbps) (5220MHz)

Frequency MHz	Correct Factor dB	Reading Level dBuV	Measurement Level dBuV/m	Margin dB	Limit dBuV/m
<b>Horizontal</b>					
<b>Peak Detector:</b>					
10440.000	9.725	36.330	46.055	-27.945	74.000
15660.000	*	*	*	*	74.000
20880.000	*	*	*	*	74.000
26100.000	*	*	*	*	74.000
<b>Average Detector:</b>					
--					
<b>Vertical</b>					
<b>Peak Detector:</b>					
10440.000	11.505	36.740	48.245	-25.755	74.000
15660.000	*	*	*	*	74.000
20880.000	*	*	*	*	74.000
26100.000	*	*	*	*	74.000
<b>Average Detector:</b>					
--					

Note:

1. All Readings below 1GHz are Quasi-Peak, above 1GHz are performed with peak and/or average measurements as necessary.
2. Peak measurements: RBW = 1MHz, VBW = 3 MHz, Sweep: Auto.
3. Average measurements: RBW = 1MHz, VBW = 10 Hz, Sweep: Auto.
4. Measurement Level = Reading Level + Correct Factor.
5. Correct Factor = Antenna factor + Cable loss – Amplifier gain.
6. The average measurement was not performed when the peak measured data under the limit of average detection.
7. The emission levels of other frequencies are very lower than the limit and not show in test report.

Product : Intel® Dual Band Wireless-AC 3160  
 Test Item : Harmonic Radiated Emission Data  
 Test Site : No.3 OATS  
 Test Mode : Mode 2: Transmit (802.11n-20BW 7.2Mbps) (5240MHz)

Frequency MHz	Correct Factor dB	Reading Level dBuV	Measurement Level dBuV/m	Margin dB	Limit dBuV/m
<b>Horizontal</b>					
<b>Peak Detector:</b>					
10480.000	10.464	36.420	46.883	-27.117	74.000
15720.000	*	*	*	*	74.000
20960.000	*	*	*	*	74.000
26200.000	*	*	*	*	74.000
<b>Average Detector:</b>					
--					
<b>Vertical</b>					
<b>Peak Detector:</b>					
10480.000	12.399	36.510	48.909	-25.091	74.000
15720.000	*	*	*	*	74.000
20960.000	*	*	*	*	74.000
26200.000	*	*	*	*	74.000
<b>Average Detector:</b>					
--					

Note:

1. All Readings below 1GHz are Quasi-Peak, above 1GHz are performed with peak and/or average measurements as necessary.
2. Peak measurements: RBW = 1MHz, VBW = 3 MHz, Sweep: Auto.
3. Average measurements: RBW = 1MHz, VBW = 10 Hz, Sweep: Auto.
4. Measurement Level = Reading Level + Correct Factor.
5. Correct Factor = Antenna factor + Cable loss – Amplifier gain.
6. The average measurement was not performed when the peak measured data under the limit of average detection.
7. The emission levels of other frequencies are very lower than the limit and not show in test report.

Product : Intel® Dual Band Wireless-AC 3160  
 Test Item : Harmonic Radiated Emission Data  
 Test Site : No.3 OATS  
 Test Mode : Mode 2: Transmit (802.11n-20BW 7.2Mbps) (5260MHz)

Frequency MHz	Correct Factor dB	Reading Level dBuV	Measurement Level dBuV/m	Margin dB	Limit dBuV/m
<b>Horizontal</b>					
<b>Peak Detector:</b>					
10520.000	11.531	35.980	47.511	-26.489	74.000
15780.000	*	*	*	*	74.000
21040.000	*	*	*	*	74.000
26300.000	*	*	*	*	74.000
<b>Average Detector:</b>					
--					
<b>Vertical</b>					
<b>Peak Detector:</b>					
10520.000	13.441	36.470	49.911	-24.089	74.000
15780.000	*	*	*	*	74.000
21040.000	*	*	*	*	74.000
26300.000	*	*	*	*	74.000
<b>Average Detector:</b>					
--					

Note:

1. All Readings below 1GHz are Quasi-Peak, above 1GHz are performed with peak and/or average measurements as necessary.
2. Peak measurements: RBW = 1MHz, VBW = 3 MHz, Sweep: Auto.
3. Average measurements: RBW = 1MHz, VBW = 10 Hz, Sweep: Auto.
4. Measurement Level = Reading Level + Correct Factor.
5. Correct Factor = Antenna factor + Cable loss – Amplifier gain.
6. The average measurement was not performed when the peak measured data under the limit of average detection.
7. The emission levels of other frequencies are very lower than the limit and not show in test report.

Product : Intel® Dual Band Wireless-AC 3160  
 Test Item : Harmonic Radiated Emission Data  
 Test Site : No.3 OATS  
 Test Mode : Mode 2: Transmit (802.11n-20BW 7.2Mbps) (5300MHz)

Frequency MHz	Correct Factor dB	Reading Level dBuV	Measurement Level dBuV/m	Margin dB	Limit dBuV/m
<b>Horizontal</b>					
<b>Peak Detector:</b>					
10600.000	13.182	35.840	49.022	-24.978	74.000
15900.000	*	*	*	*	74.000
21200.000	*	*	*	*	74.000
26500.000	*	*	*	*	74.000
<b>Average Detector:</b>					
--					
<b>Vertical</b>					
<b>Peak Detector:</b>					
10600.000	14.717	35.980	50.697	-23.303	74.000
15900.000	*	*	*	*	74.000
21200.000	*	*	*	*	74.000
26500.000	*	*	*	*	74.000
<b>Average Detector:</b>					
--					

Note:

1. All Readings below 1GHz are Quasi-Peak, above 1GHz are performed with peak and/or average measurements as necessary.
2. Peak measurements: RBW = 1MHz, VBW = 3 MHz, Sweep: Auto.
3. Average measurements: RBW = 1MHz, VBW = 10 Hz, Sweep: Auto.
4. Measurement Level = Reading Level + Correct Factor.
5. Correct Factor = Antenna factor + Cable loss – Amplifier gain.
6. The average measurement was not performed when the peak measured data under the limit of average detection.
7. The emission levels of other frequencies are very lower than the limit and not show in test report.

Product : Intel® Dual Band Wireless-AC 3160  
 Test Item : Harmonic Radiated Emission Data  
 Test Site : No.3 OATS  
 Test Mode : Mode 2: Transmit (802.11n-20BW 7.2Mbps) (5320MHz)

Frequency MHz	Correct Factor dB	Reading Level dBuV	Measurement Level dBuV/m	Margin dB	Limit dBuV/m
<b>Horizontal</b>					
<b>Peak Detector:</b>					
10640.000	12.912	36.510	49.422	-24.578	74.000
15960.000	*	*	*	*	74.000
21280.000	*	*	*	*	74.000
26600.000	*	*	*	*	74.000
<b>Average Detector:</b>					
--					
<b>Vertical</b>					
<b>Peak Detector:</b>					
10640.000	14.585	36.820	51.405	-22.595	74.000
15960.000	*	*	*	*	74.000
21280.000	*	*	*	*	74.000
26600.000	*	*	*	*	74.000
<b>Average Detector:</b>					
--					

Note:

1. All Readings below 1GHz are Quasi-Peak, above 1GHz are performed with peak and/or average measurements as necessary.
2. Peak measurements: RBW = 1MHz, VBW = 3 MHz, Sweep: Auto.
3. Average measurements: RBW = 1MHz, VBW = 10 Hz, Sweep: Auto.
4. Measurement Level = Reading Level + Correct Factor.
5. Correct Factor = Antenna factor + Cable loss – Amplifier gain.
6. The average measurement was not performed when the peak measured data under the limit of average detection.
7. The emission levels of other frequencies are very lower than the limit and not show in test report.



Product : Intel® Dual Band Wireless-AC 3160  
 Test Item : Harmonic Radiated Emission Data  
 Test Site : No.3 OATS  
 Test Mode : Mode 2: Transmit (802.11n-20BW 7.2Mbps) (5500MHz)

Frequency MHz	Correct Factor dB	Reading Level dBuV	Measurement Level dBuV/m	Margin dB	Limit dBuV/m
<b>Horizontal</b>					
<b>Peak Detector:</b>					
11000.000	12.513	35.870	48.383	-25.617	74.000
16500.000	*	*	*	*	74.000
22000.000	*	*	*	*	74.000
27500.000	*	*	*	*	74.000
<b>Average Detector:</b>					
--					
<b>Vertical</b>					
<b>Peak Detector:</b>					
11000.000	14.635	35.970	50.605	-23.395	74.000
16500.000	*	*	*	*	74.000
22000.000	*	*	*	*	74.000
27500.000	*	*	*	*	74.000
<b>Average Detector:</b>					
--					

Note:

1. All Readings below 1GHz are Quasi-Peak, above 1GHz are performed with peak and/or average measurements as necessary.
2. Peak measurements: RBW = 1MHz, VBW = 3 MHz, Sweep: Auto.
3. Average measurements: RBW = 1MHz, VBW = 10 Hz, Sweep: Auto.
4. Measurement Level = Reading Level + Correct Factor.
5. Correct Factor = Antenna factor + Cable loss – Amplifier gain.
6. The average measurement was not performed when the peak measured data under the limit of average detection.
7. The emission levels of other frequencies are very lower than the limit and not show in test report.

Product : Intel® Dual Band Wireless-AC 3160  
 Test Item : Harmonic Radiated Emission Data  
 Test Site : No.3 OATS  
 Test Mode : Mode 2: Transmit (802.11n-20BW 7.2Mbps) (5580MHz)

Frequency MHz	Correct Factor dB	Reading Level dBuV	Measurement Level dBuV/m	Margin dB	Limit dBuV/m
<b>Horizontal</b>					
<b>Peak Detector:</b>					
11160.000	12.953	34.970	47.924	-26.076	74.000
16740.000	*	*	*	*	74.000
22320.000	*	*	*	*	74.000
27900.000	*	*	*	*	74.000
<b>Average Detector:</b>					
--					
<b>Vertical</b>					
<b>Peak Detector:</b>					
11160.000	15.197	36.030	51.227	-22.773	74.000
16740.000	*	*	*	*	74.000
22320.000	*	*	*	*	74.000
27900.000	*	*	*	*	74.000
<b>Average Detector:</b>					
--					

Note:

1. All Readings below 1GHz are Quasi-Peak, above 1GHz are performed with peak and/or average measurements as necessary.
2. Peak measurements: RBW = 1MHz, VBW = 3 MHz, Sweep: Auto.
3. Average measurements: RBW = 1MHz, VBW = 10 Hz, Sweep: Auto.
4. Measurement Level = Reading Level + Correct Factor.
5. Correct Factor = Antenna factor + Cable loss – Amplifier gain.
6. The average measurement was not performed when the peak measured data under the limit of average detection.
7. The emission levels of other frequencies are very lower than the limit and not show in test report.

Product : Intel® Dual Band Wireless-AC 3160  
 Test Item : Harmonic Radiated Emission Data  
 Test Site : No.3 OATS  
 Test Mode : Mode 2: Transmit (802.11n-20BW 7.2Mbps) (5700MHz)

Frequency MHz	Correct Factor dB	Reading Level dBuV	Measurement Level dBuV/m	Margin dB	Limit dBuV/m
<b>Horizontal</b>					
<b>Peak Detector:</b>					
11400.000	14.753	35.030	49.783	-24.217	74.000
17100.000	*	*	*	*	74.000
22800.000	*	*	*	*	74.000
28500.000	*	*	*	*	74.000
<b>Average Detector:</b>					
--					
<b>Vertical</b>					
<b>Peak Detector:</b>					
11400.000	16.303	36.840	53.143	-20.857	74.000
17100.000	*	*	*	*	74.000
22800.000	*	*	*	*	74.000
28500.000	*	*	*	*	74.000
<b>Average Detector:</b>					
--					

Note:

1. All Readings below 1GHz are Quasi-Peak, above 1GHz are performed with peak and/or average measurements as necessary.
2. Peak measurements: RBW = 1MHz, VBW = 3 MHz, Sweep: Auto.
3. Average measurements: RBW = 1MHz, VBW = 10 Hz, Sweep: Auto.
4. Measurement Level = Reading Level + Correct Factor.
5. Correct Factor = Antenna factor + Cable loss – Amplifier gain.
6. The average measurement was not performed when the peak measured data under the limit of average detection.
7. The emission levels of other frequencies are very lower than the limit and not show in test report.

Product : Intel® Dual Band Wireless-AC 3160  
 Test Item : Harmonic Radiated Emission Data  
 Test Site : No.3 OATS  
 Test Mode : Mode 3: Transmit (802.11n-40BW 15Mbps) (5190MHz)

Frequency MHz	Correct Factor dB	Reading Level dBuV	Measurement Level dBuV/m	Margin dB	Limit dBuV/m
<b>Horizontal</b>					
<b>Peak Detector:</b>					
10380.000	10.400	35.940	46.340	-27.660	74.000
15570.000	*	*	*	*	74.000
20760.000	*	*	*	*	74.000
25950.000	*	*	*	*	74.000
<b>Average Detector:</b>					
--					
<b>Vertical</b>					
<b>Peak Detector:</b>					
10380.000	11.965	36.840	48.806	-25.194	74.000
15570.000	*	*	*	*	74.000
20760.000	*	*	*	*	74.000
25950.000	*	*	*	*	74.000
<b>Average Detector:</b>					
--					

Note:

1. All Readings below 1GHz are Quasi-Peak, above 1GHz are performed with peak and/or average measurements as necessary.
2. Peak measurements: RBW = 1MHz, VBW = 3 MHz, Sweep: Auto.
3. Average measurements: RBW = 1MHz, VBW = 10 Hz, Sweep: Auto.
4. Measurement Level = Reading Level + Correct Factor.
5. Correct Factor = Antenna factor + Cable loss – Amplifier gain.
6. The average measurement was not performed when the peak measured data under the limit of average detection.
7. The emission levels of other frequencies are very lower than the limit and not show in test report.

Product : Intel® Dual Band Wireless-AC 3160  
 Test Item : Harmonic Radiated Emission Data  
 Test Site : No.3 OATS  
 Test Mode : Mode 3: Transmit (802.11n-40BW 15Mbps) (5230MHz)

Frequency MHz	Correct Factor dB	Reading Level dBuV	Measurement Level dBuV/m	Margin dB	Limit dBuV/m
<b>Horizontal</b>					
<b>Peak Detector:</b>					
10460.000	12.912	36.540	49.452	-24.548	74.000
15690.000	*	*	*	*	74.000
20920.000	*	*	*	*	74.000
26150.000	*	*	*	*	74.000
<b>Average Detector:</b>					
--					
<b>Vertical</b>					
<b>Peak Detector:</b>					
10460.000	14.585	36.740	51.325	-22.675	74.000
15690.000	*	*	*	*	74.000
20920.000	*	*	*	*	74.000
26150.000	*	*	*	*	74.000
<b>Average Detector:</b>					
--					

Note:

1. All Readings below 1GHz are Quasi-Peak, above 1GHz are performed with peak and/or average measurements as necessary.
2. Peak measurements: RBW = 1MHz, VBW = 3 MHz, Sweep: Auto.
3. Average measurements: RBW = 1MHz, VBW = 10 Hz, Sweep: Auto.
4. Measurement Level = Reading Level + Correct Factor.
5. Correct Factor = Antenna factor + Cable loss – Amplifier gain.
6. The average measurement was not performed when the peak measured data under the limit of average detection.
7. The emission levels of other frequencies are very lower than the limit and not show in test report.

Product : Intel® Dual Band Wireless-AC 3160  
 Test Item : Harmonic Radiated Emission Data  
 Test Site : No.3 OATS  
 Test Mode : Mode 3: Transmit (802.11n-40BW 15Mbps) (5270MHz)

Frequency MHz	Correct Factor dB	Reading Level dBuV	Measurement Level dBuV/m	Margin dB	Limit dBuV/m
<b>Horizontal</b>					
<b>Peak Detector:</b>					
10540.000	12.058	35.860	47.919	-26.081	74.000
15810.000	*	*	*	*	74.000
21080.000	*	*	*	*	74.000
26350.000	*	*	*	*	74.000
<b>Average Detector:</b>					
--					
<b>Vertical</b>					
<b>Peak Detector:</b>					
10540.000	13.868	36.880	50.748	-23.252	74.000
15810.000	*	*	*	*	74.000
21080.000	*	*	*	*	74.000
26350.000	*	*	*	*	74.000
<b>Average Detector:</b>					
--					

Note:

1. All Readings below 1GHz are Quasi-Peak, above 1GHz are performed with peak and/or average measurements as necessary.
2. Peak measurements: RBW = 1MHz, VBW = 3 MHz, Sweep: Auto.
3. Average measurements: RBW = 1MHz, VBW = 10 Hz, Sweep: Auto.
4. Measurement Level = Reading Level + Correct Factor.
5. Correct Factor = Antenna factor + Cable loss – Amplifier gain.
6. The average measurement was not performed when the peak measured data under the limit of average detection.
7. The emission levels of other frequencies are very lower than the limit and not show in test report.

Product : Intel® Dual Band Wireless-AC 3160  
 Test Item : Harmonic Radiated Emission Data  
 Test Site : No.3 OATS  
 Test Mode : Mode 3: Transmit (802.11n-40BW 15Mbps) (5310MHz)

Frequency MHz	Correct Factor dB	Reading Level dBuV	Measurement Level dBuV/m	Margin dB	Limit dBuV/m
<b>Horizontal</b>					
<b>Peak Detector:</b>					
10620.000	13.096	36.050	49.145	-24.855	74.000
15930.000	*	*	*	*	74.000
21240.000	*	*	*	*	74.000
26550.000	*	*	*	*	74.000
<b>Average Detector:</b>					
--					
<b>Vertical</b>					
<b>Peak Detector:</b>					
10620.000	14.683	36.160	50.843	-23.157	74.000
15930.000	*	*	*	*	74.000
21240.000	*	*	*	*	74.000
26550.000	*	*	*	*	74.000
<b>Average Detector:</b>					
--					

Note:

1. All Readings below 1GHz are Quasi-Peak, above 1GHz are performed with peak and/or average measurements as necessary.
2. Peak measurements: RBW = 1MHz, VBW = 3 MHz, Sweep: Auto.
3. Average measurements: RBW = 1MHz, VBW = 10 Hz, Sweep: Auto.
4. Measurement Level = Reading Level + Correct Factor.
5. Correct Factor = Antenna factor + Cable loss – Amplifier gain.
6. The average measurement was not performed when the peak measured data under the limit of average detection.
7. The emission levels of other frequencies are very lower than the limit and not show in test report.

Product : Intel® Dual Band Wireless-AC 3160  
 Test Item : Harmonic Radiated Emission Data  
 Test Site : No.3 OATS  
 Test Mode : Mode 3: Transmit (802.11n-40BW 15Mbps) (5510MHz)

Frequency MHz	Correct Factor dB	Reading Level dBuV	Measurement Level dBuV/m	Margin dB	Limit dBuV/m
<b>Horizontal</b>					
<b>Peak Detector:</b>					
11020.000	12.820	35.690	48.510	-25.490	74.000
15930.000	*	*	*	*	74.000
21240.000	*	*	*	*	74.000
26550.000	*	*	*	*	74.000
<b>Average Detector:</b>					
--					
<b>Vertical</b>					
<b>Peak Detector:</b>					
11020.000	14.966	36.040	51.007	-22.993	74.000
15930.000	*	*	*	*	74.000
21240.000	*	*	*	*	74.000
26550.000	*	*	*	*	74.000
<b>Average Detector:</b>					
--					

Note:

1. All Readings below 1GHz are Quasi-Peak, above 1GHz are performed with peak and/or average measurements as necessary.
2. Peak measurements: RBW = 1MHz, VBW = 3 MHz, Sweep: Auto.
3. Average measurements: RBW = 1MHz, VBW = 10 Hz, Sweep: Auto.
4. Measurement Level = Reading Level + Correct Factor.
5. Correct Factor = Antenna factor + Cable loss – Amplifier gain.
6. The average measurement was not performed when the peak measured data under the limit of average detection.
7. The emission levels of other frequencies are very lower than the limit and not show in test report.



Product : Intel® Dual Band Wireless-AC 3160  
 Test Item : Harmonic Radiated Emission Data  
 Test Site : No.3 OATS  
 Test Mode : Mode 3: Transmit (802.11n-40BW 15Mbps) (5550MHz)

Frequency MHz	Correct Factor dB	Reading Level dBuV	Measurement Level dBuV/m	Margin dB	Limit dBuV/m
<b>Horizontal</b>					
<b>Peak Detector:</b>					
11100.000	12.752	35.280	48.032	-25.968	74.000
16650.000	*	*	*	*	74.000
22200.000	*	*	*	*	74.000
27750.000	*	*	*	*	74.000
<b>Average Detector:</b>					
--					
<b>Vertical</b>					
<b>Peak Detector:</b>					
11100.000	15.006	36.240	51.246	-22.754	74.000
16650.000	*	*	*	*	74.000
22200.000	*	*	*	*	74.000
27750.000	*	*	*	*	74.000
<b>Average Detector:</b>					
--					

Note:

1. All Readings below 1GHz are Quasi-Peak, above 1GHz are performed with peak and/or average measurements as necessary.
2. Peak measurements: RBW = 1MHz, VBW = 3 MHz, Sweep: Auto.
3. Average measurements: RBW = 1MHz, VBW = 10 Hz, Sweep: Auto.
4. Measurement Level = Reading Level + Correct Factor.
5. Correct Factor = Antenna factor + Cable loss – Amplifier gain.
6. The average measurement was not performed when the peak measured data under the limit of average detection.
7. The emission levels of other frequencies are very lower than the limit and not show in test report.

Product : Intel® Dual Band Wireless-AC 3160  
 Test Item : Harmonic Radiated Emission Data  
 Test Site : No.3 OATS  
 Test Mode : Mode 3: Transmit (802.11n-40BW 15Mbps) (5670MHz)

Frequency MHz	Correct Factor dB	Reading Level dBuV	Measurement Level dBuV/m	Margin dB	Limit dBuV/m
<b>Horizontal</b>					
<b>Peak Detector:</b>					
11340.000	14.149	35.830	49.979	-24.021	74.000
17010.000	*	*	*	*	74.000
22680.000	*	*	*	*	74.000
28350.000	*	*	*	*	74.000
<b>Average Detector:</b>					
--					
<b>Vertical</b>					
<b>Peak Detector:</b>					
11340.000	15.891	36.590	52.481	-21.519	74.000
17010.000	*	*	*	*	74.000
22680.000	*	*	*	*	74.000
28350.000	*	*	*	*	74.000
<b>Average Detector:</b>					
--					

Note:

1. All Readings below 1GHz are Quasi-Peak, above 1GHz are performed with peak and/or average measurements as necessary.
2. Peak measurements: RBW = 1MHz, VBW = 3 MHz, Sweep: Auto.
3. Average measurements: RBW = 1MHz, VBW = 10 Hz, Sweep: Auto.
4. Measurement Level = Reading Level + Correct Factor.
5. Correct Factor = Antenna factor + Cable loss – Amplifier gain.
6. The average measurement was not performed when the peak measured data under the limit of average detection.
7. The emission levels of other frequencies are very lower than the limit and not show in test report.

Product : Intel® Dual Band Wireless-AC 3160  
 Test Item : Harmonic Radiated Emission Data  
 Test Site : No.3 OATS  
 Test Mode : Mode 4: Transmit (802.11ac-20BW) (5720MHz)

Frequency MHz	Correct Factor dB	Reading Level dBuV	Measurement Level dBuV/m	Margin dB	Limit dBuV/m
<b>Horizontal</b>					
<b>Peak Detector:</b>					
11440.000	16.779	34.500	51.279	-22.721	74.000
17160.000	*	*	*	*	74.000
22880.000	*	*	*	*	74.000
28600.000	*	*	*	*	74.000
<b>Average Detector:</b>					
--					
<b>Vertical</b>					
<b>Peak Detector:</b>					
11440.000	17.519	34.410	51.929	-22.071	74.000
17160.000	*	*	*	*	74.000
22880.000	*	*	*	*	74.000
28600.000	*	*	*	*	74.000
<b>Average Detector:</b>					
--					

Note:

1. All Readings below 1GHz are Quasi-Peak, above 1GHz are performed with peak and/or average measurements as necessary.
2. Peak measurements: RBW = 1MHz, VBW = 3 MHz, Sweep: Auto.
3. Average measurements: RBW = 1MHz, VBW = 10 Hz, Sweep: Auto.
4. Measurement Level = Reading Level + Correct Factor.
5. Correct Factor = Antenna factor + Cable loss – Amplifier gain.
6. The average measurement was not performed when the peak measured data under the limit of average detection.
7. The emission levels of other frequencies are very lower than the limit and not show in test report.

Product : Intel® Dual Band Wireless-AC 3160  
 Test Item : Harmonic Radiated Emission Data  
 Test Site : No.3 OATS  
 Test Mode : Mode 5: Transmit (802.11ac-40BW) (5710MHz)

Frequency MHz	Correct Factor dB	Reading Level dBuV	Measurement Level dBuV/m	Margin dB	Limit dBuV/m
<b>Horizontal</b>					
<b>Peak Detector:</b>					
11420.000	16.648	35.160	51.807	-22.193	74.000
17160.000	*	*	*	*	74.000
22880.000	*	*	*	*	74.000
28600.000	*	*	*	*	74.000
<b>Average Detector:</b>					
--					
<b>Vertical</b>					
<b>Peak Detector:</b>					
11420.000	17.311	35.280	52.590	-21.410	74.000
17160.000	*	*	*	*	74.000
22880.000	*	*	*	*	74.000
28600.000	*	*	*	*	74.000
<b>Average Detector:</b>					
--					

Note:

1. All Readings below 1GHz are Quasi-Peak, above 1GHz are performed with peak and/or average measurements as necessary.
2. Peak measurements: RBW = 1MHz, VBW = 3 MHz, Sweep: Auto.
3. Average measurements: RBW = 1MHz, VBW = 10 Hz, Sweep: Auto.
4. Measurement Level = Reading Level + Correct Factor.
5. Correct Factor = Antenna factor + Cable loss – Amplifier gain.
6. The average measurement was not performed when the peak measured data under the limit of average detection.
7. The emission levels of other frequencies are very lower than the limit and not show in test report.

Product : Intel® Dual Band Wireless-AC 3160  
 Test Item : Harmonic Radiated Emission Data  
 Test Site : No.3 OATS  
 Test Mode : Mode 6: Transmit (802.11ac-80BW) (5210MHz)

Frequency MHz	Correct Factor dB	Reading Level dBuV	Measurement Level dBuV/m	Margin dB	Limit dBuV/m
<b>Horizontal</b>					
<b>Peak Detector:</b>					
10420.000	13.135	36.640	49.775	-24.225	74.000
15630.000	*	*	*	*	74.000
20840.000	*	*	*	*	74.000
26050.000	*	*	*	*	74.000
<b>Average Detector:</b>					
--					
<b>Vertical</b>					
<b>Peak Detector:</b>					
10420.000	14.057	36.900	50.957	-23.043	74.000
15630.000	*	*	*	*	74.000
20840.000	*	*	*	*	74.000
26050.000	*	*	*	*	74.000
<b>Average Detector:</b>					
--					

Note:

1. All Readings below 1GHz are Quasi-Peak, above 1GHz are performed with peak and/or average measurements as necessary.
2. Peak measurements: RBW = 1MHz, VBW = 3 MHz, Sweep: Auto.
3. Average measurements: RBW = 1MHz, VBW = 10 Hz, Sweep: Auto.
4. Measurement Level = Reading Level + Correct Factor.
5. Correct Factor = Antenna factor + Cable loss – Amplifier gain.
6. The average measurement was not performed when the peak measured data under the limit of average detection.
7. The emission levels of other frequencies are very lower than the limit and not show in test report.

Product : Intel® Dual Band Wireless-AC 3160  
 Test Item : Harmonic Radiated Emission Data  
 Test Site : No.3 OATS  
 Test Mode : Mode 6: Transmit (802.11ac-80BW) (5290MHz)

Frequency MHz	Correct Factor dB	Reading Level dBuV	Measurement Level dBuV/m	Margin dB	Limit dBuV/m
<b>Horizontal</b>					
<b>Peak Detector:</b>					
10580.000	14.423	36.090	50.513	-23.487	74.000
15870.000	*	*	*	*	74.000
21160.000	*	*	*	*	74.000
26450.000	*	*	*	*	74.000
<b>Average Detector:</b>					
--					
<b>Vertical</b>					
<b>Peak Detector:</b>					
10580.000	14.849	36.380	51.229	-22.771	74.000
15870.000	*	*	*	*	74.000
21160.000	*	*	*	*	74.000
26450.000	*	*	*	*	74.000
<b>Average Detector:</b>					
--					

Note:

1. All Readings below 1GHz are Quasi-Peak, above 1GHz are performed with peak and/or average measurements as necessary.
2. Peak measurements: RBW = 1MHz, VBW = 3 MHz, Sweep: Auto.
3. Average measurements: RBW = 1MHz, VBW = 10 Hz, Sweep: Auto.
4. Measurement Level = Reading Level + Correct Factor.
5. Correct Factor = Antenna factor + Cable loss – Amplifier gain.
6. The average measurement was not performed when the peak measured data under the limit of average detection.
7. The emission levels of other frequencies are very lower than the limit and not show in test report.

Product : Intel® Dual Band Wireless-AC 3160  
 Test Item : Harmonic Radiated Emission Data  
 Test Site : No.3 OATS  
 Test Mode : Mode 6: Transmit (802.11ac-80BW) (5530MHz)

Frequency MHz	Correct Factor dB	Reading Level dBuV	Measurement Level dBuV/m	Margin dB	Limit dBuV/m
<b>Horizontal</b>					
<b>Peak Detector:</b>					
11060.000	16.580	35.480	52.060	-21.940	74.000
16590.000	*	*	*	*	74.000
22120.000	*	*	*	*	74.000
27650.000	*	*	*	*	74.000
<b>Average Detector:</b>					
--					
<b>Vertical</b>					
<b>Peak Detector:</b>					
11060.000	17.375	35.430	52.805	-21.195	74.000
16590.000	*	*	*	*	74.000
22120.000	*	*	*	*	74.000
27650.000	*	*	*	*	74.000
<b>Average Detector:</b>					
--					

Note:

1. All Readings below 1GHz are Quasi-Peak, above 1GHz are performed with peak and/or average measurements as necessary.
2. Peak measurements: RBW = 1MHz, VBW = 3 MHz, Sweep: Auto.
3. Average measurements: RBW = 1MHz, VBW = 10 Hz, Sweep: Auto.
4. Measurement Level = Reading Level + Correct Factor.
5. Correct Factor = Antenna factor + Cable loss – Amplifier gain.
6. The average measurement was not performed when the peak measured data under the limit of average detection.
7. The emission levels of other frequencies are very lower than the limit and not show in test report.

Product : Intel® Dual Band Wireless-AC 3160  
 Test Item : Harmonic Radiated Emission Data  
 Test Site : No.3 OATS  
 Test Mode : Mode 6: Transmit (802.11ac-80BW) (5690MHz)

Frequency MHz	Correct Factor dB	Reading Level dBuV	Measurement Level dBuV/m	Margin dB	Limit dBuV/m
<b>Horizontal</b>					
<b>Peak Detector:</b>					
11380.000	16.480	34.930	51.411	-22.589	74.000
17070.000	*	*	*	*	74.000
22760.000	*	*	*	*	74.000
28450.000	*	*	*	*	74.000
<b>Average Detector:</b>					
--					
<b>Vertical</b>					
<b>Peak Detector:</b>					
11380.000	17.125	34.810	51.936	-22.064	74.000
17070.000	*	*	*	*	74.000
22760.000	*	*	*	*	74.000
28450.000	*	*	*	*	74.000
<b>Average Detector:</b>					
--					

Note:

1. All Readings below 1GHz are Quasi-Peak, above 1GHz are performed with peak and/or average measurements as necessary.
2. Peak measurements: RBW = 1MHz, VBW = 3 MHz, Sweep: Auto.
3. Average measurements: RBW = 1MHz, VBW = 10 Hz, Sweep: Auto.
4. Measurement Level = Reading Level + Correct Factor.
5. Correct Factor = Antenna factor + Cable loss – Amplifier gain.
6. The average measurement was not performed when the peak measured data under the limit of average detection.
7. The emission levels of other frequencies are very lower than the limit and not show in test report.



Product : Intel® Dual Band Wireless-AC 3160  
 Test Item : General Radiated Emission  
 Test Site : No.3 OATS  
 Test Mode : Mode 1: Transmit (802.11a-6Mbps) (5220MHz)

Frequency MHz	Correct Factor dB	Reading Level dBuV	Measurement Level dBuV/m	Margin dB	Limit dBuV/m
<b>Horizontal</b>					
<b>Peak Detector</b>					
241.460	-6.590	31.733	25.143	-20.857	46.000
381.140	1.386	34.648	36.034	-9.966	46.000
431.580	0.757	26.239	26.996	-19.004	46.000
648.860	1.744	25.561	27.305	-18.695	46.000
745.860	3.906	23.525	27.431	-18.569	46.000
943.740	6.843	22.441	29.284	-16.716	46.000
<b>Vertical</b>					
<b>Peak Detector</b>					
179.380	-0.824	25.889	25.065	-18.435	43.500
348.160	-0.890	32.717	31.827	-14.173	46.000
621.700	0.347	27.167	27.514	-18.486	46.000
780.780	2.769	24.009	26.778	-19.222	46.000
887.480	1.283	25.604	26.887	-19.113	46.000
951.500	3.083	26.455	29.538	-16.462	46.000

Note:

1. All Readings below 1GHz are Quasi-Peak, above 1GHz are performed with peak and/or average measurements as necessary.
2. Peak measurements: RBW = 1MHz, VBW = 3 MHz, Sweep: Auto.
3. Average measurements: RBW = 1MHz, VBW = 10 Hz, Sweep: Auto.
4. Measurement Level = Reading Level + Correct Factor.
5. Correct Factor = Antenna factor + Cable loss – Amplifier gain.
6. The average measurement was not performed when the peak measured data under the limit of average detection.
7. The emission levels of other frequencies are very lower than the limit and not show in test report.
8. No emission found between lowest internal used/generated frequency to 30MHz.

Product : Intel® Dual Band Wireless-AC 3160  
 Test Item : General Radiated Emission  
 Test Site : No.3 OATS  
 Test Mode : Mode 1: Transmit (802.11a-6Mbps) (5300MHz)

Frequency MHz	Correct Factor dB	Reading Level dBuV	Measurement Level dBuV/m	Margin dB	Limit dBuV/m
<b>Horizontal</b>					
<b>Peak Detector</b>					
344.280	-1.814	35.132	33.318	-12.682	46.000
526.640	3.112	26.438	29.550	-16.450	46.000
606.180	4.196	24.979	29.175	-16.825	46.000
726.460	3.832	23.916	27.748	-18.252	46.000
800.180	6.417	26.158	32.575	-13.425	46.000
897.180	5.487	26.243	31.730	-14.270	46.000
<b>Vertical</b>					
<b>Peak Detector</b>					
181.320	-1.910	26.213	24.303	-19.197	43.500
396.660	-2.039	30.294	28.255	-17.745	46.000
505.300	0.056	25.102	25.158	-20.842	46.000
635.280	-1.412	25.755	24.343	-21.657	46.000
833.160	1.716	25.505	27.221	-18.779	46.000
897.180	0.937	26.243	27.180	-18.820	46.000

Note:

1. All Readings below 1GHz are Quasi-Peak, above 1GHz are performed with peak and/or average measurements as necessary.
2. Peak measurements: RBW = 1MHz, VBW = 3 MHz, Sweep: Auto.
3. Average measurements: RBW = 1MHz, VBW = 10 Hz, Sweep: Auto.
4. Measurement Level = Reading Level + Correct Factor.
5. Correct Factor = Antenna factor + Cable loss – Amplifier gain.
6. The average measurement was not performed when the peak measured data under the limit of average detection.
7. The emission levels of other frequencies are very lower than the limit and not show in test report.
8. No emission found between lowest internal used/generated frequency to 30MHz.

Product : Intel® Dual Band Wireless-AC 3160  
 Test Item : General Radiated Emission  
 Test Site : No.3 OATS  
 Test Mode : Mode 1: Transmit (802.11a-6Mbps) (5580MHz)

Frequency MHz	Correct Factor dB	Reading Level dBuV	Measurement Level dBuV/m	Margin dB	Limit dBuV/m
<b>Horizontal</b>					
<b>Peak Detector</b>					
365.620	0.382	35.453	35.835	-10.165	46.000
491.720	1.521	30.826	32.347	-13.653	46.000
577.080	3.221	25.234	28.455	-17.545	46.000
674.080	2.713	23.418	26.131	-19.869	46.000
825.400	7.346	23.245	30.591	-15.409	46.000
932.100	7.270	21.652	28.922	-17.078	46.000
<b>Vertical</b>					
<b>Peak Detector</b>					
43.580	-10.919	41.528	30.609	-9.391	40.000
181.320	-1.910	27.203	25.293	-18.207	43.500
361.740	-0.646	33.096	32.449	-13.551	46.000
528.580	1.164	24.041	25.205	-20.795	46.000
681.840	1.622	22.618	24.240	-21.760	46.000
829.280	2.376	26.094	28.470	-17.530	46.000

Note:

1. All Readings below 1GHz are Quasi-Peak, above 1GHz are performed with peak and/or average measurements as necessary.
2. Peak measurements: RBW = 1MHz, VBW = 3 MHz, Sweep: Auto.
3. Average measurements: RBW = 1MHz, VBW = 10 Hz, Sweep: Auto.
4. Measurement Level = Reading Level + Correct Factor.
5. Correct Factor = Antenna factor + Cable loss – Amplifier gain.
6. The average measurement was not performed when the peak measured data under the limit of average detection.
7. The emission levels of other frequencies are very lower than the limit and not show in test report.
8. No emission found between lowest internal used/generated frequency to 30MHz.

Product : Intel® Dual Band Wireless-AC 3160  
 Test Item : General Radiated Emission  
 Test Site : No.3 OATS  
 Test Mode : Mode 2: Transmit (802.11n-20BW 7.2Mbps) (5220MHz)

Frequency MHz	Correct Factor dB	Reading Level dBuV	Measurement Level dBuV/m	Margin dB	Limit dBuV/m
<b>Horizontal</b>					
<b>Peak Detector</b>					
134.760	-7.473	27.084	19.611	-23.889	43.500
344.280	-1.814	35.385	33.571	-12.429	46.000
540.220	3.499	24.957	28.456	-17.544	46.000
728.400	3.841	23.812	27.652	-18.348	46.000
887.480	6.623	25.131	31.754	-14.246	46.000
980.600	7.314	30.955	38.269	-15.731	54.000
<b>Vertical</b>					
<b>Peak Detector</b>					
179.380	-0.824	25.876	25.052	-18.448	43.500
336.520	-1.999	30.402	28.403	-17.597	46.000
460.680	-1.930	23.652	21.722	-24.278	46.000
600.360	1.302	35.521	36.823	-9.177	46.000
807.940	3.361	29.031	32.392	-13.608	46.000
920.460	3.272	24.593	27.865	-18.135	46.000

Note:

1. All Readings below 1GHz are Quasi-Peak, above 1GHz are performed with peak and/or average measurements as necessary.
2. Peak measurements: RBW = 1MHz, VBW = 3 MHz, Sweep: Auto.
3. Average measurements: RBW = 1MHz, VBW = 10 Hz, Sweep: Auto.
4. Measurement Level = Reading Level + Correct Factor.
5. Correct Factor = Antenna factor + Cable loss – Amplifier gain.
6. The average measurement was not performed when the peak measured data under the limit of average detection.
7. The emission levels of other frequencies are very lower than the limit and not show in test report.
8. No emission found between lowest internal used/generated frequency to 30MHz.

Product : Intel® Dual Band Wireless-AC 3160  
 Test Item : General Radiated Emission  
 Test Site : No.3 OATS  
 Test Mode : Mode 2: Transmit (802.11n-20BW 7.2Mbps) (5300MHz)

Frequency MHz	Correct Factor dB	Reading Level dBuV	Measurement Level dBuV/m	Margin dB	Limit dBuV/m
<b>Horizontal</b>					
<b>Peak Detector</b>					
198.780	-9.958	37.384	27.426	-16.074	43.500
355.920	-1.242	34.420	33.178	-12.822	46.000
542.160	3.925	24.991	28.916	-17.084	46.000
691.540	3.722	23.048	26.770	-19.230	46.000
757.500	5.107	22.994	28.101	-17.899	46.000
926.280	6.832	22.159	28.991	-17.009	46.000
<b>Vertical</b>					
<b>Peak Detector</b>					
47.460	-11.425	37.357	25.932	-14.068	40.000
179.380	-0.824	25.738	24.914	-18.586	43.500
346.220	-0.527	31.340	30.813	-15.187	46.000
485.900	-2.324	24.630	22.306	-23.694	46.000
596.480	0.907	28.575	29.482	-16.518	46.000
681.840	1.622	23.211	24.833	-21.167	46.000

Note:

1. All Readings below 1GHz are Quasi-Peak, above 1GHz are performed with peak and/or average measurements as necessary.
2. Peak measurements: RBW = 1MHz, VBW = 3 MHz, Sweep: Auto.
3. Average measurements: RBW = 1MHz, VBW = 10 Hz, Sweep: Auto.
4. Measurement Level = Reading Level + Correct Factor.
5. Correct Factor = Antenna factor + Cable loss – Amplifier gain.
6. The average measurement was not performed when the peak measured data under the limit of average detection.
7. The emission levels of other frequencies are very lower than the limit and not show in test report.
8. No emission found between lowest internal used/generated frequency to 30MHz.

Product : Intel® Dual Band Wireless-AC 3160  
 Test Item : General Radiated Emission  
 Test Site : No.3 OATS  
 Test Mode : Mode 2: Transmit (802.11n-20BW 7.2Mbps) (5580MHz)

Frequency MHz	Correct Factor dB	Reading Level dBuV	Measurement Level dBuV/m	Margin dB	Limit dBuV/m
<b>Horizontal</b>					
<b>Peak Detector</b>					
198.780	-9.958	37.599	27.641	-15.859	43.500
357.860	-0.719	34.620	33.901	-12.099	46.000
460.680	4.030	24.348	28.378	-17.622	46.000
695.420	3.482	22.169	25.651	-20.349	46.000
835.100	6.131	22.985	29.116	-16.884	46.000
947.620	6.971	22.263	29.234	-16.766	46.000
<b>Vertical</b>					
<b>Peak Detector</b>					
84.320	-4.204	27.750	23.546	-16.454	40.000
179.380	-0.824	25.804	24.980	-18.520	43.500
342.340	-0.936	29.689	28.753	-17.247	46.000
615.880	1.473	25.562	27.035	-18.965	46.000
833.160	1.716	30.667	32.383	-13.617	46.000
930.160	3.830	24.107	27.937	-18.063	46.000

Note:

1. All Readings below 1GHz are Quasi-Peak, above 1GHz are performed with peak and/or average measurements as necessary.
2. Peak measurements: RBW = 1MHz, VBW = 3 MHz, Sweep: Auto.
3. Average measurements: RBW = 1MHz, VBW = 10 Hz, Sweep: Auto.
4. Measurement Level = Reading Level + Correct Factor.
5. Correct Factor = Antenna factor + Cable loss – Amplifier gain.
6. The average measurement was not performed when the peak measured data under the limit of average detection.
7. The emission levels of other frequencies are very lower than the limit and not show in test report.
8. No emission found between lowest internal used/generated frequency to 30MHz.

Product : Intel® Dual Band Wireless-AC 3160  
 Test Item : General Radiated Emission  
 Test Site : No.3 OATS  
 Test Mode : Mode 3: Transmit (802.11n-40BW 15Mbps) (5190MHz)

Frequency MHz	Correct Factor dB	Reading Level dBuV	Measurement Level dBuV/m	Margin dB	Limit dBuV/m
<b>Horizontal</b>					
<b>Peak Detector</b>					
336.520	-3.399	35.314	31.915	-14.085	46.000
431.580	0.757	27.212	27.969	-18.031	46.000
551.860	3.390	24.828	28.218	-17.782	46.000
726.460	3.832	24.157	27.989	-18.011	46.000
862.260	6.327	26.076	32.403	-13.597	46.000
998.060	8.838	26.432	35.270	-18.730	54.000
<b>Vertical</b>					
<b>Peak Detector</b>					
179.380	-0.824	26.406	25.582	-17.918	43.500
336.520	-1.999	35.314	33.315	-12.685	46.000
491.720	-2.059	31.670	29.611	-16.389	46.000
823.460	3.081	23.788	26.869	-19.131	46.000
901.060	1.858	26.162	28.020	-17.980	46.000
959.260	3.100	24.646	27.746	-18.254	46.000

Note:

1. All Readings below 1GHz are Quasi-Peak, above 1GHz are performed with peak and/or average measurements as necessary.
2. Peak measurements: RBW = 1MHz, VBW = 3 MHz, Sweep: Auto.
3. Average measurements: RBW = 1MHz, VBW = 10 Hz, Sweep: Auto.
4. Measurement Level = Reading Level + Correct Factor.
5. Correct Factor = Antenna factor + Cable loss – Amplifier gain.
6. The average measurement was not performed when the peak measured data under the limit of average detection.
7. The emission levels of other frequencies are very lower than the limit and not show in test report.
8. No emission found between lowest internal used/generated frequency to 30MHz.

Product : Intel® Dual Band Wireless-AC 3160  
 Test Item : General Radiated Emission  
 Test Site : No.3 OATS  
 Test Mode : Mode 3: Transmit (802.11n-40BW 15Mbps) (5270MHz)

Frequency MHz	Correct Factor dB	Reading Level dBuV	Measurement Level dBuV/m	Margin dB	Limit dBuV/m
<b>Horizontal</b>					
<b>Peak Detector</b>					
348.160	-1.320	36.412	35.092	-10.908	46.000
534.400	3.162	25.375	28.537	-17.463	46.000
666.320	1.879	23.023	24.902	-21.098	46.000
827.340	7.361	23.431	30.792	-15.208	46.000
901.060	5.878	26.176	32.054	-13.946	46.000
994.180	7.555	28.087	35.642	-18.358	54.000
<b>Vertical</b>					
<b>Peak Detector</b>					
161.920	-4.964	26.530	21.566	-21.934	43.500
334.580	-2.253	36.622	34.369	-11.631	46.000
538.280	1.996	23.530	25.526	-20.474	46.000
687.660	2.292	22.542	24.834	-21.166	46.000
833.160	1.716	28.373	30.089	-15.911	46.000
959.260	3.100	24.330	27.430	-18.570	46.000

Note:

1. All Readings below 1GHz are Quasi-Peak, above 1GHz are performed with peak and/or average measurements as necessary.
2. Peak measurements: RBW = 1MHz, VBW = 3 MHz, Sweep: Auto.
3. Average measurements: RBW = 1MHz, VBW = 10 Hz, Sweep: Auto.
4. Measurement Level = Reading Level + Correct Factor.
5. Correct Factor = Antenna factor + Cable loss – Amplifier gain.
6. The average measurement was not performed when the peak measured data under the limit of average detection.
7. The emission levels of other frequencies are very lower than the limit and not show in test report.
8. No emission found between lowest internal used/generated frequency to 30MHz.



Product : Intel® Dual Band Wireless-AC 3160  
 Test Item : General Radiated Emission  
 Test Site : No.3 OATS  
 Test Mode : Mode 3: Transmit (802.11n-40BW 15Mbps) (5670MHz)

Frequency MHz	Correct Factor dB	Reading Level dBuV	Measurement Level dBuV/m	Margin dB	Limit dBuV/m
<b>Horizontal</b>					
<b>Peak Detector</b>					
76.560	-16.530	32.842	16.312	-23.688	40.000
315.180	-4.628	30.266	25.638	-20.362	46.000
526.640	3.112	23.984	27.096	-18.904	46.000
641.100	1.005	26.309	27.314	-18.686	46.000
796.300	6.389	27.169	33.558	-12.442	46.000
932.100	7.270	24.641	31.911	-14.089	46.000
<b>Vertical</b>					
<b>Peak Detector</b>					
99.840	-6.063	35.311	29.248	-14.252	43.500
227.880	-6.169	27.768	21.600	-24.400	46.000
353.980	-1.124	30.317	29.193	-16.807	46.000
621.700	0.347	26.824	27.171	-18.829	46.000
887.480	1.283	26.285	27.568	-18.432	46.000
967.020	3.889	25.644	29.533	-24.467	54.000

Note:

1. All Readings below 1GHz are Quasi-Peak, above 1GHz are performed with peak and/or average measurements as necessary.
2. Peak measurements: RBW = 1MHz, VBW = 3 MHz, Sweep: Auto.
3. Average measurements: RBW = 1MHz, VBW = 10 Hz, Sweep: Auto.
4. Measurement Level = Reading Level + Correct Factor.
5. Correct Factor = Antenna factor + Cable loss – Amplifier gain.
6. The average measurement was not performed when the peak measured data under the limit of average detection.
7. The emission levels of other frequencies are very lower than the limit and not show in test report.
8. No emission found between lowest internal used/generated frequency to 30MHz.

Product : Intel® Dual Band Wireless-AC 3160  
 Test Item : General Radiated Emission  
 Test Site : No.3 OATS  
 Test Mode : Mode 4: Transmit (802.11ac-20BW) (5720MHz)

Frequency MHz	Correct Factor dB	Reading Level dBuV	Measurement Level dBuV/m	Margin dB	Limit dBuV/m
<b>Horizontal</b>					
<b>Peak Detector</b>					
198.780	-9.958	37.742	27.784	-15.716	43.500
406.360	0.628	29.751	30.380	-15.620	46.000
532.460	3.099	25.939	29.038	-16.962	46.000
662.440	1.882	22.400	24.282	-21.718	46.000
833.160	6.616	29.524	36.140	-9.860	46.000
928.220	7.230	22.605	29.835	-16.165	46.000
<b>Vertical</b>					
<b>Peak Detector</b>					
111.480	-3.439	30.476	27.038	-16.462	43.500
198.780	-5.708	30.784	25.076	-18.424	43.500
344.280	-0.584	29.734	29.150	-16.850	46.000
536.340	1.609	24.347	25.956	-20.044	46.000
743.920	0.718	23.944	24.662	-21.338	46.000
904.940	0.989	26.596	27.585	-18.415	46.000

Note:

1. All Readings below 1GHz are Quasi-Peak, above 1GHz are performed with peak and/or average measurements as necessary.
2. Peak measurements: RBW = 1MHz, VBW = 3 MHz, Sweep: Auto.
3. Average measurements: RBW = 1MHz, VBW = 10 Hz, Sweep: Auto.
4. Measurement Level = Reading Level + Correct Factor.
5. Correct Factor = Antenna factor + Cable loss – Amplifier gain.
6. The average measurement was not performed when the peak measured data under the limit of average detection.
7. The emission levels of other frequencies are very lower than the limit and not show in test report.
8. No emission found between lowest internal used/generated frequency to 30MHz.

Product : Intel® Dual Band Wireless-AC 3160  
 Test Item : General Radiated Emission  
 Test Site : No.3 OATS  
 Test Mode : Mode 5: Transmit (802.11ac-40BW) (5710MHz)

Frequency MHz	Correct Factor dB	Reading Level dBuV	Measurement Level dBuV/m	Margin dB	Limit dBuV/m
<b>Horizontal</b>					
<b>Peak Detector</b>					
99.840	-9.873	35.361	25.488	-18.012	43.500
346.220	-1.347	30.026	28.679	-17.321	46.000
598.420	3.524	31.337	34.861	-11.139	46.000
741.980	3.892	26.948	30.840	-15.160	46.000
875.840	5.816	25.658	31.474	-14.526	46.000
955.380	6.596	25.371	31.967	-14.033	46.000
<b>Vertical</b>					
<b>Peak Detector</b>					
53.280	-11.767	45.972	34.205	-5.795	40.000
179.380	-0.824	26.002	25.178	-18.322	43.500
371.440	-0.310	32.036	31.726	-14.274	46.000
598.420	1.114	31.409	32.523	-13.477	46.000
699.300	-0.024	29.335	29.311	-16.689	46.000
897.180	0.937	25.814	26.751	-19.249	46.000

Note:

1. All Readings below 1GHz are Quasi-Peak, above 1GHz are performed with peak and/or average measurements as necessary.
2. Peak measurements: RBW = 1MHz, VBW = 3 MHz, Sweep: Auto.
3. Average measurements: RBW = 1MHz, VBW = 10 Hz, Sweep: Auto.
4. Measurement Level = Reading Level + Correct Factor.
5. Correct Factor = Antenna factor + Cable loss – Amplifier gain.
6. The average measurement was not performed when the peak measured data under the limit of average detection.
7. The emission levels of other frequencies are very lower than the limit and not show in test report.
8. No emission found between lowest internal used/generated frequency to 30MHz.

Product : Intel® Dual Band Wireless-AC 3160  
 Test Item : General Radiated Emission  
 Test Site : No.3 OATS  
 Test Mode : Mode 6: Transmit (802.11ac-80BW) (5210MHz)

Frequency MHz	Correct Factor dB	Reading Level dBuV	Measurement Level dBuV/m	Margin dB	Limit dBuV/m
<b>Horizontal</b>					
<b>Peak Detector</b>					
198.780	-9.958	37.755	27.797	-15.703	43.500
381.140	1.386	34.627	36.013	-9.987	46.000
536.340	3.239	26.008	29.247	-16.753	46.000
648.860	1.744	24.784	26.528	-19.472	46.000
842.860	6.248	24.374	30.622	-15.378	46.000
939.860	6.750	25.539	32.289	-13.711	46.000
<b>Vertical</b>					
<b>Peak Detector</b>					
282.200	-5.794	25.714	19.920	-26.080	46.000
390.840	-0.768	28.298	27.530	-18.470	46.000
540.220	2.169	24.034	26.203	-19.797	46.000
753.620	2.730	25.529	28.259	-17.741	46.000
842.860	2.378	26.912	29.290	-16.710	46.000
963.140	3.581	24.917	28.498	-25.502	54.000

Note:

1. All Readings below 1GHz are Quasi-Peak, above 1GHz are performed with peak and/or average measurements as necessary.
2. Peak measurements: RBW = 1MHz, VBW = 3 MHz, Sweep: Auto.
3. Average measurements: RBW = 1MHz, VBW = 10 Hz, Sweep: Auto.
4. Measurement Level = Reading Level + Correct Factor.
5. Correct Factor = Antenna factor + Cable loss – Amplifier gain.
6. The average measurement was not performed when the peak measured data under the limit of average detection.
7. The emission levels of other frequencies are very lower than the limit and not show in test report.
8. No emission found between lowest internal used/generated frequency to 30MHz.

Product : Intel® Dual Band Wireless-AC 3160  
 Test Item : General Radiated Emission  
 Test Site : No.3 OATS  
 Test Mode : Mode 6: Transmit (802.11ac-80BW) (5290MHz)

Frequency MHz	Correct Factor dB	Reading Level dBuV	Measurement Level dBuV/m	Margin dB	Limit dBuV/m
<b>Horizontal</b>					
<b>Peak Detector</b>					
198.780	-9.958	37.695	27.737	-15.763	43.500
425.760	-0.183	27.195	27.012	-18.988	46.000
544.100	4.373	24.779	29.152	-16.848	46.000
800.180	6.417	26.754	33.171	-12.829	46.000
897.180	5.487	27.315	32.802	-13.198	46.000
996.120	8.107	28.021	36.128	-17.872	54.000
<b>Vertical</b>					
<b>Peak Detector</b>					
90.140	-4.175	27.368	23.193	-20.307	43.500
159.980	-5.120	27.353	22.232	-21.268	43.500
359.800	-1.316	29.453	28.137	-17.863	46.000
516.940	0.380	24.701	25.081	-20.919	46.000
763.320	1.913	25.120	27.033	-18.967	46.000
932.100	3.430	24.463	27.893	-18.107	46.000

Note:

1. All Readings below 1GHz are Quasi-Peak, above 1GHz are performed with peak and/or average measurements as necessary.
2. Peak measurements: RBW = 1MHz, VBW = 3 MHz, Sweep: Auto.
3. Average measurements: RBW = 1MHz, VBW = 10 Hz, Sweep: Auto.
4. Measurement Level = Reading Level + Correct Factor.
5. Correct Factor = Antenna factor + Cable loss – Amplifier gain.
6. The average measurement was not performed when the peak measured data under the limit of average detection.
7. The emission levels of other frequencies are very lower than the limit and not show in test report.
8. No emission found between lowest internal used/generated frequency to 30MHz.

Product : Intel® Dual Band Wireless-AC 3160  
 Test Item : General Radiated Emission  
 Test Site : No.3 OATS  
 Test Mode : Mode 6: Transmit (802.11ac-80BW) (5690MHz)

Frequency MHz	Correct Factor dB	Reading Level dBuV	Measurement Level dBuV/m	Margin dB	Limit dBuV/m
<b>Horizontal</b>					
<b>Peak Detector</b>					
140.580	-7.561	26.147	18.586	-24.914	43.500
346.220	-1.347	35.535	34.188	-11.812	46.000
460.680	4.030	24.686	28.716	-17.284	46.000
635.280	1.798	25.289	27.087	-18.913	46.000
831.220	7.121	24.989	32.110	-13.890	46.000
974.780	7.039	26.972	34.011	-19.989	54.000
<b>Vertical</b>					
<b>Peak Detector</b>					
177.440	-1.248	27.990	26.742	-16.758	43.500
336.520	-1.999	29.066	27.067	-18.933	46.000
458.740	-2.562	23.780	21.218	-24.782	46.000
676.020	0.451	23.610	24.062	-21.938	46.000
796.300	2.639	29.357	31.996	-14.004	46.000
932.100	3.430	27.397	30.827	-15.173	46.000

Note:

1. All Readings below 1GHz are Quasi-Peak, above 1GHz are performed with peak and/or average measurements as necessary.
2. Peak measurements: RBW = 1MHz, VBW = 3 MHz, Sweep: Auto.
3. Average measurements: RBW = 1MHz, VBW = 10 Hz, Sweep: Auto.
4. Measurement Level = Reading Level + Correct Factor.
5. Correct Factor = Antenna factor + Cable loss – Amplifier gain.
6. The average measurement was not performed when the peak measured data under the limit of average detection.
7. The emission levels of other frequencies are very lower than the limit and not show in test report.
8. No emission found between lowest internal used/generated frequency to 30MHz.

**4. Band Edge**

**4.1. Test Equipment**

**RF Radiated Measurement:**

The following test equipments are used during the band edge tests:

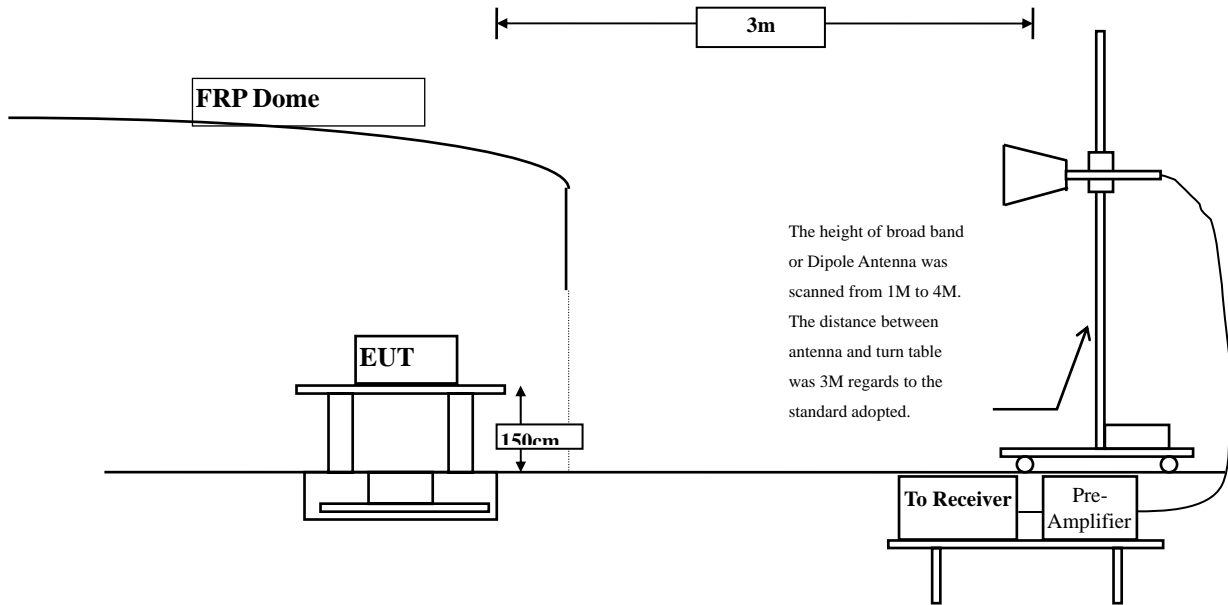
Test Site	Equipment	Manufacturer	Model No./Serial No.	Last Cal.	
☒ Site # 3		Bilog Antenna	Schaffner Chase	CBL6112B/2673	Sep., 2014
	X	Horn Antenna	Schwarzbeck	BBHA9120D/D305	Sep., 2014
		Horn Antenna	Schwarzbeck	BBHA9170/208	Jul., 2014
		Pre-Amplifier	QTK	QTK-AMP-03 / 0003	May, 2014
	X	Pre-Amplifier	QTK	AP-180C / CHM_0906076	Sep., 2014
		Pre-Amplifier	MITEQ	AMF-4D-180400-45-6P/ 925975	Mar, 2015
	X	Spectrum Analyzer	Agilent	E4407B / US39440758	May, 2014
		Test Receiver	R & S	ESCS 30/ 825442/018	Sep., 2014
	X	Coaxial Cable	QuieTek	QTK-CABLE/ CAB5	Feb., 2015
	X	Controller	QuieTek	QTK-CONTROLLER/ CTRL3	N/A
X	Coaxial Switch	Anritsu	MP59B/6200265729	N/A	

Test Site	Equipment	Manufacturer	Model No./Serial No.	Last Cal.	
☒ CB # 8	X	Spectrum Analyzer	R&S	FSP40/ 100339	Oct, 2014
	X	Horn Antenna	ETS-Lindgren	3117/ 35205	Mar, 2015
	X	Horn Antenna	Schwarzbeck	BBHA9170/209	Jan, 2015
	X	Horn Antenna	TRC	AH-0801/95051	Aug, 2014
	X	Pre-Amplifier	EMCI	EMC012630SE/980210	Jan, 2015
	X	Pre-Amplifier	MITEQ	JS41-001040000-58-5P/153945	Jul, 2014
	X	Pre-Amplifier	NARDA	DBL-1840N506/013	Jul, 2014

- Note:
1. All equipments are calibrated with traceable calibrations. Each calibration is traceable to the national or international standards.
  2. The test instruments marked with “X” are used to measure the final test results.

4.2. Test Setup

RF Radiated Measurement:





**4.3. Limits**

The provisions of Section 15.205 of this part apply to intentional radiators operating under this section.

Radiated emissions which fall in the restricted bands, as defined in Section 15.205, must also comply with the radiated emission limits specified in Section 15.209:

<b>FCC Part 15 Subpart C Paragraph 15.209(a) Limits</b>		
Frequency MHz	Field strength (microvolts/meter)	Measurement distance (meter)
0.009-0.490	2400/F(kHz)	300
0.490-1.705	24000/F(kHz)	30
1.705-30	30	30
30-88	100	3
88-216	150	3
216-960	200	3
Above 960	500	3

- Remarks :
1. RF Voltage (dBuV) = 20 log RF Voltage (uV)
  2. In the Above Table, the tighter limit applies at the band edges.
  3. Distance refers to the distance in meters between the measuring instrument antenna and the closed point of any part of the device or system.

**4.4. Test Procedure**

Measuring the frequency range below 1GHz, the EUT is placed on a turn table which is 0.8 meter above ground,when measuring the frequency range above 1GHz, the EUT is placed on a turn table which is 1.5 meter above ground.

The turn table is rotated 360 degrees to determine the position of the maximum emission level.

The EUT was positioned such that the distance from antenna to the EUT was 3 meters.

The antenna can move up and down between 1 meter and 4 meters to find out the maximum emission level.

Both horizontal and vertical polarization of the antenna are set on measurement. In order to find the maximum emission, all of the interface cables must be manipulated according to ANSI C63.10:2013 on radiated measurement.

The bandwidth below 1GHz setting on the field strength meter is 120 kHz, above 1GHz are 1 MHz.

The EUT was setup to ANSI C63.10, 2013; tested to DTS test procedure of FCC KDB-789033 for compliance to FCC 47CFR Subpart E requirements.

## 4.5. Uncertainty

$\pm 3.8$  dB below 1GHz

$\pm 3.9$  dB above 1GHz

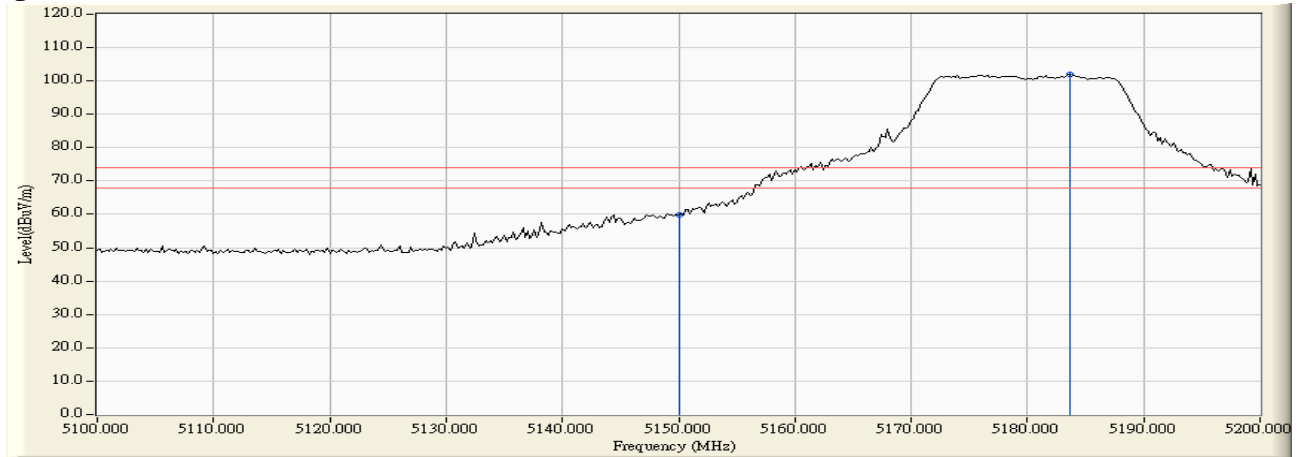
**4.6. Test Result of Band Edge**

Product : Intel® Dual Band Wireless-AC 3160  
 Test Item : Band Edge Data  
 Test Site : No.3 OATS  
 Test Mode : Mode 1: Transmit (802.11a-6Mbps)-Channel 36

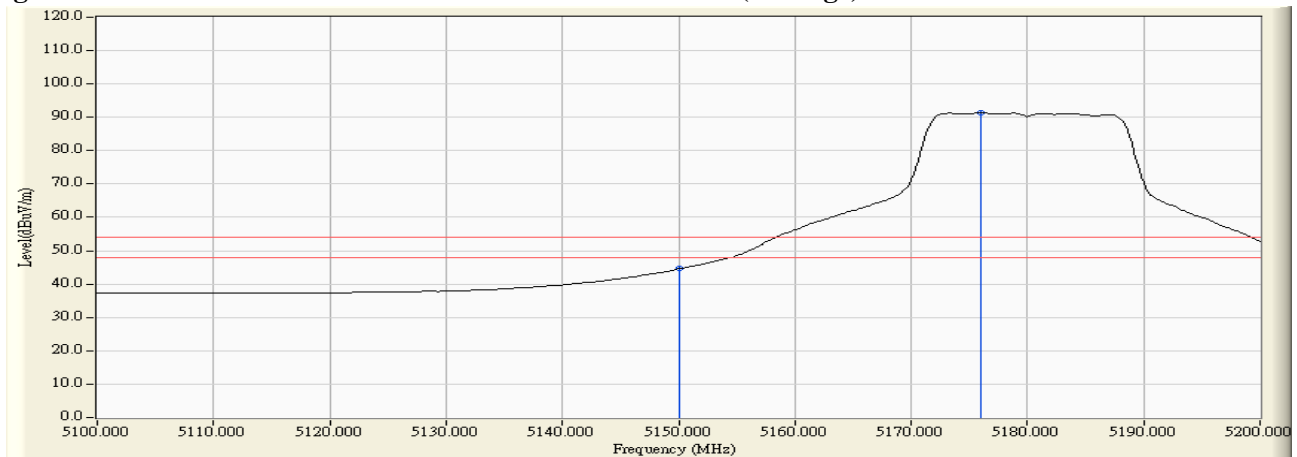
**RF Radiated Measurement (Horizontal):**

Channel No.	Frequency (MHz)	Correct Factor (dB)	Reading Level (dBuV)	Emission Level (dBuV/m)	Peak Limit (dBuV/m)	Average Limit (dBuV/m)	Result
36 (Peak)	5150.000	2.796	56.890	59.686	74.00	54.00	Pass
36 (Peak)	5183.600	2.684	99.260	101.944	--	--	--
36 (Average)	5150.000	35.781	41.780	44.576	74.00	54.00	Pass
36 (Average)	5176.000	35.697	88.609	91.318	--	--	--

**Figure Channel 36: Horizontal (Peak)**



**Figure Channel 36: Horizontal (Average)**



Note:

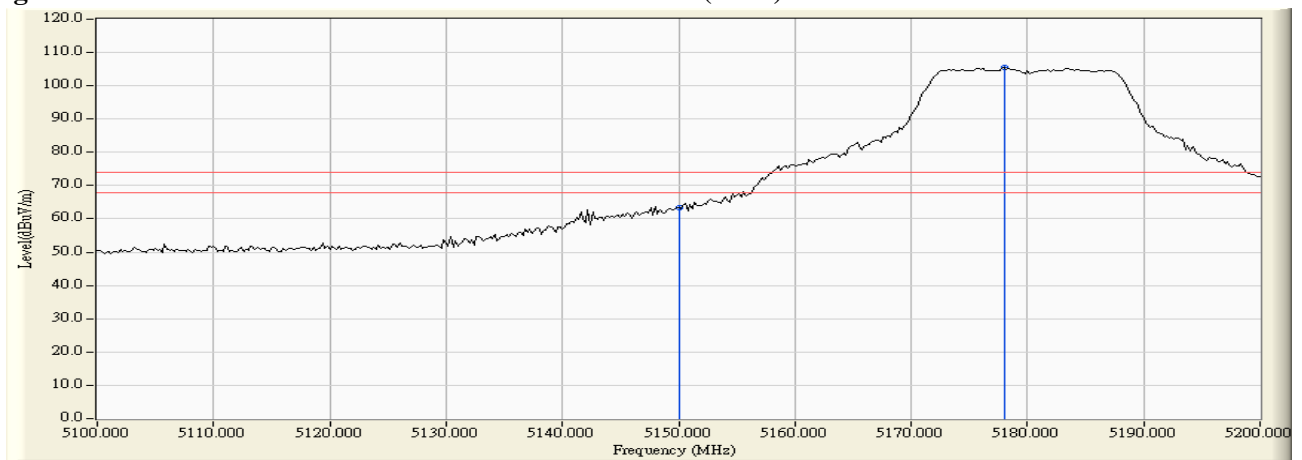
1. All readings above 1GHz are performed with peak and/or average measurements as necessary.
2. Peak measurements: RBW = 1MHz, VBW = 3 MHz, Sweep: Auto.
3. Average measurements: RBW = 1MHz, VBW = 10 Hz, Sweep: Auto.
4. “ \* ”, means this data is the worst emission level.
5. Measurement Level = Reading Level + Correct Factor.
6. The average measurement was not performed when the peak measured data under the limit of average detection.

Product : Intel® Dual Band Wireless-AC 3160  
 Test Item : Band Edge Data  
 Test Site : No.3 OATS  
 Test Mode : Mode 1: Transmit (802.11a-6Mbps)-Channel 36

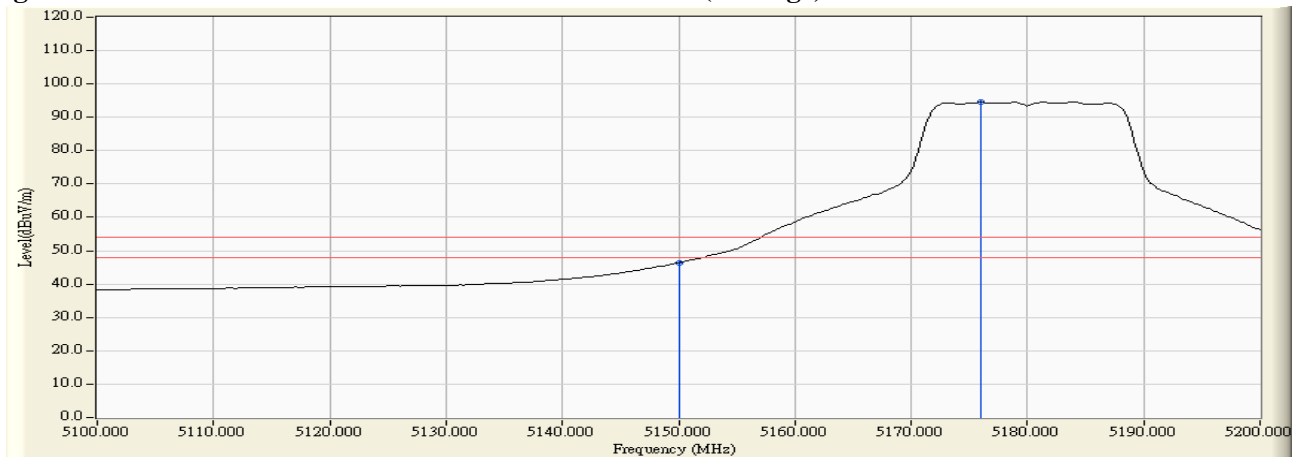
**RF Radiated Measurement (Vertical):**

Channel No.	Frequency (MHz)	Correct Factor (dB)	Reading Level (dBuV)	Emission Level (dBuV/m)	Peak Limit (dBuV/m)	Average Limit (dBuV/m)	Result
36 (Peak)	5150.000	3.331	59.941	63.273	74.00	54.00	Pass
36 (Peak)	5178.000	3.463	102.216	105.679	--	--	--
36 (Average)	5150.000	3.331	43.040	46.372	74.00	54.00	Pass
36 (Average)	5176.000	3.455	91.039	94.493	--	--	--

**Figure Channel 36: Vertical (Peak)**



**Figure Channel 36: Vertical (Average)**



**Note:**

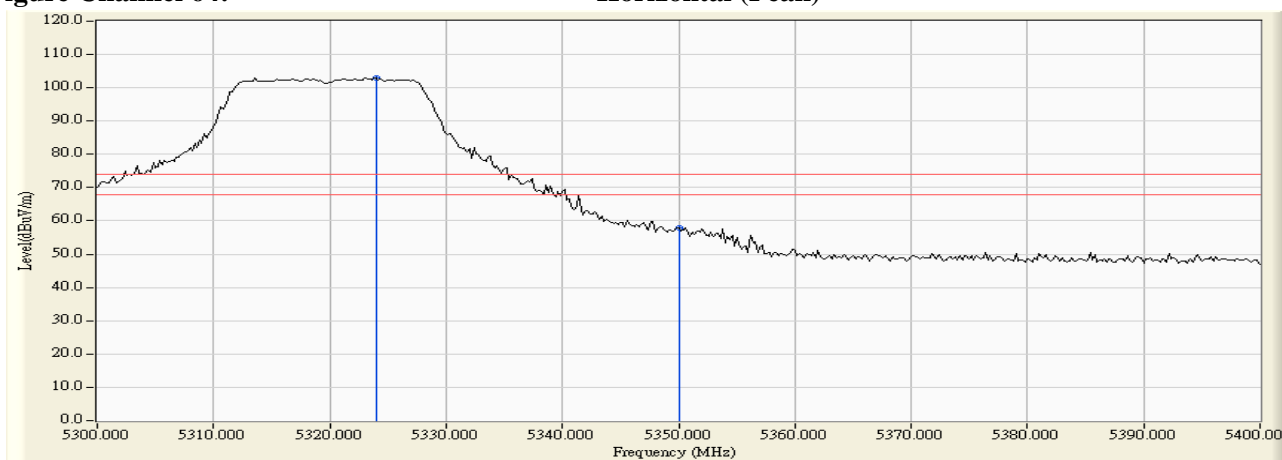
1. All readings above 1GHz are performed with peak and/or average measurements as necessary.
2. Peak measurements: RBW = 1MHz, VBW = 3 MHz, Sweep: Auto.
3. Average measurements: RBW = 1MHz, VBW = 10 Hz, Sweep: Auto.
4. “ \* ”, means this data is the worst emission level.
5. Measurement Level = Reading Level + Correct Factor.
6. The average measurement was not performed when the peak measured data under the limit of average detection.

Product : Intel® Dual Band Wireless-AC 3160  
 Test Item : Band Edge Data  
 Test Site : No.3 OATS  
 Test Mode : Mode 1: Transmit (802.11a-6Mbps) -Channel 64

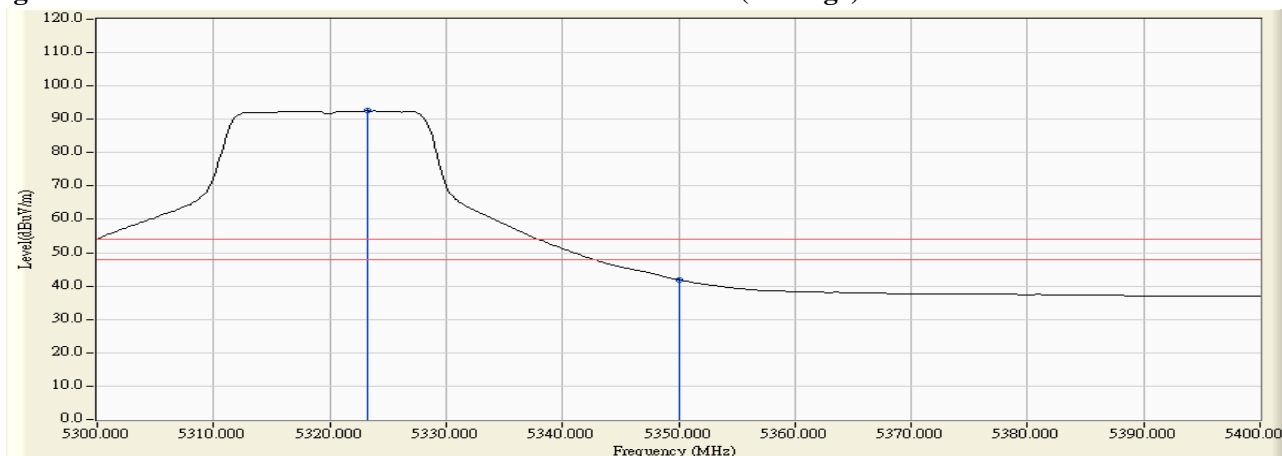
**RF Radiated Measurement (Horizontal):**

Channel No.	Frequency (MHz)	Correct Factor (dB)	Reading Level (dBuV)	Emission Level (dBuV/m)	Peak Limit (dBuV/m)	Average Limit (dBuV/m)	Result
64 (Peak)	5324.000	3.635	99.411	103.046	--	--	--
64 (Peak)	5350.000	3.575	54.316	57.891	74.00	54.00	Pass
64 (Average)	5323.200	3.637	88.878	92.515	--	--	--
64 (Average)	5350.000	3.575	38.312	41.887	74.00	54.00	Pass

**Figure Channel 64: Horizontal (Peak)**



**Figure Channel 64: Horizontal (Average)**



**Note:**

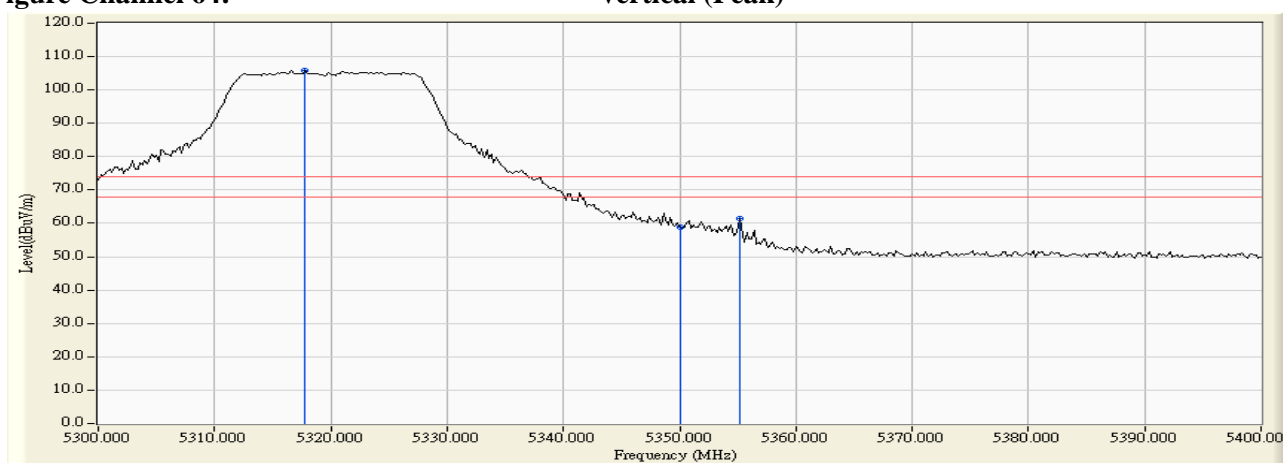
1. All readings above 1GHz are performed with peak and/or average measurements as necessary.
2. Peak measurements: RBW = 1MHz, VBW = 3 MHz, Sweep: Auto.
3. Average measurements: RBW = 1MHz, VBW = 10 Hz, Sweep: Auto.
4. “ \* ”, means this data is the worst emission level.
5. Measurement Level = Reading Level + Correct Factor.
6. The average measurement was not performed when the peak measured data under the limit of average detection.

Product : Intel® Dual Band Wireless-AC 3160  
 Test Item : Band Edge Data  
 Test Site : No.3 OATS  
 Test Mode : Mode 1: Transmit (802.11a-6Mbps) -Channel 64

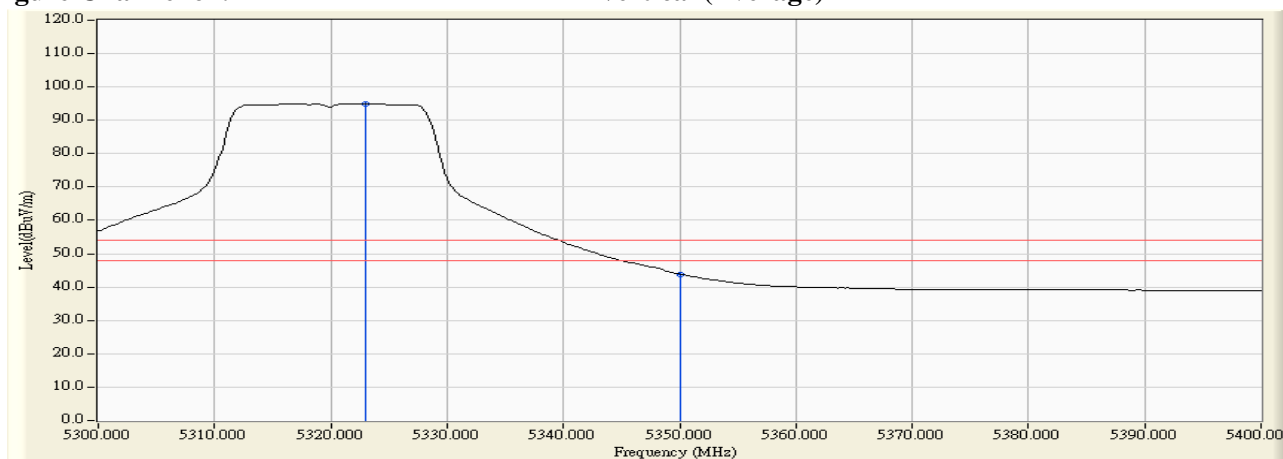
**RF Radiated Measurement (Vertical):**

Channel No.	Frequency (MHz)	Correct Factor (dB)	Reading Level (dBuV)	Emission Level (dBuV/m)	Peak Limit (dBuV/m)	Average Limit (dBuV/m)	Result
64 (Peak)	5317.800	3.885	102.039	105.924	--	--	--
64 (Peak)	5350.000	3.900	54.972	58.872	74.00	54.00	Pass
64 (Peak)	5355.200	3.884	57.545	61.429	74.00	54.00	Pass
64 (Average)	5323.000	3.889	91.074	94.963	--	--	--
64 (Average)	5350.000	3.900	39.993	43.893	74.00	54.00	Pass

**Figure Channel 64: Vertical (Peak)**



**Figure Channel 64: Vertical (Average)**



**Note:**

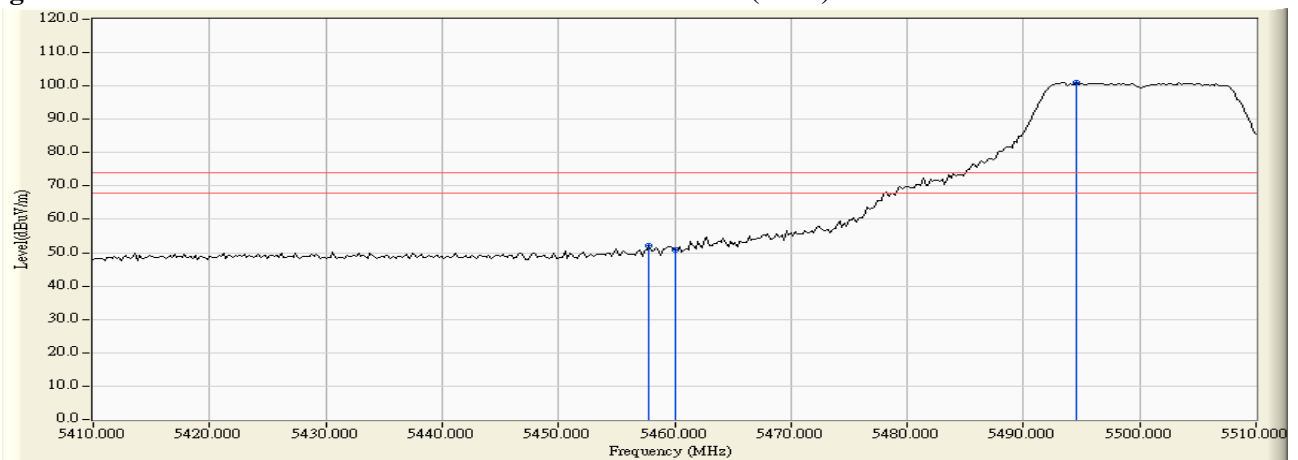
1. All readings above 1GHz are performed with peak and/or average measurements as necessary.
2. Peak measurements: RBW = 1MHz, VBW = 3 MHz, Sweep: Auto.
3. Average measurements: RBW = 1MHz, VBW = 10 Hz, Sweep: Auto.
4. “ \* ”, means this data is the worst emission level.
5. Measurement Level = Reading Level + Correct Factor.
6. The average measurement was not performed when the peak measured data under the limit of average detection.

Product : Intel® Dual Band Wireless-AC 3160  
 Test Item : Band Edge Data  
 Test Site : No.3 OATS  
 Test Mode : Mode 1: Transmit (802.11a-6Mbps) -Channel 100

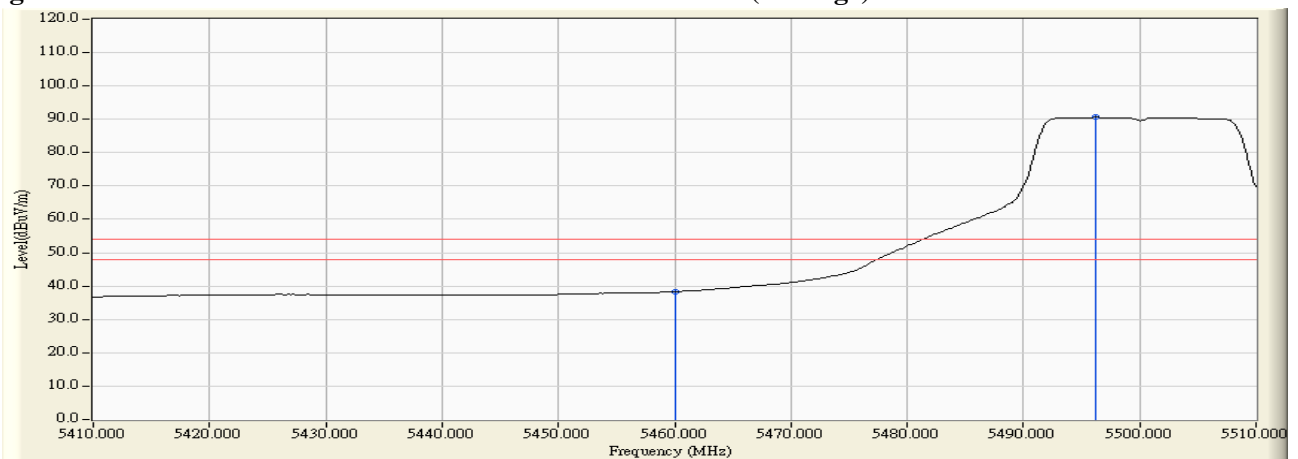
**RF Radiated Measurement (Horizontal):**

Channel No.	Frequency (MHz)	Correct Factor (dB)	Reading Level (dBuV)	Emission Level (dBuV/m)	Peak Limit (dBuV/m)	Average Limit (dBuV/m)	Result
100 (Peak)	5457.800	3.732	48.315	52.048	74.00	54.00	Pass
100 (Peak)	5460.000	3.775	47.031	50.806	74.00	54.00	Pass
100 (Peak)	5494.600	4.405	96.749	101.155	--	--	--
100 (Average)	5460.000	3.775	34.523	38.298	74.00	54.00	Pass
100 (Average)	5496.200	4.427	86.159	90.586	--	--	--

**Figure Channel 100: Horizontal (Peak)**



**Figure Channel 100: Horizontal (Average)**



**Note:**

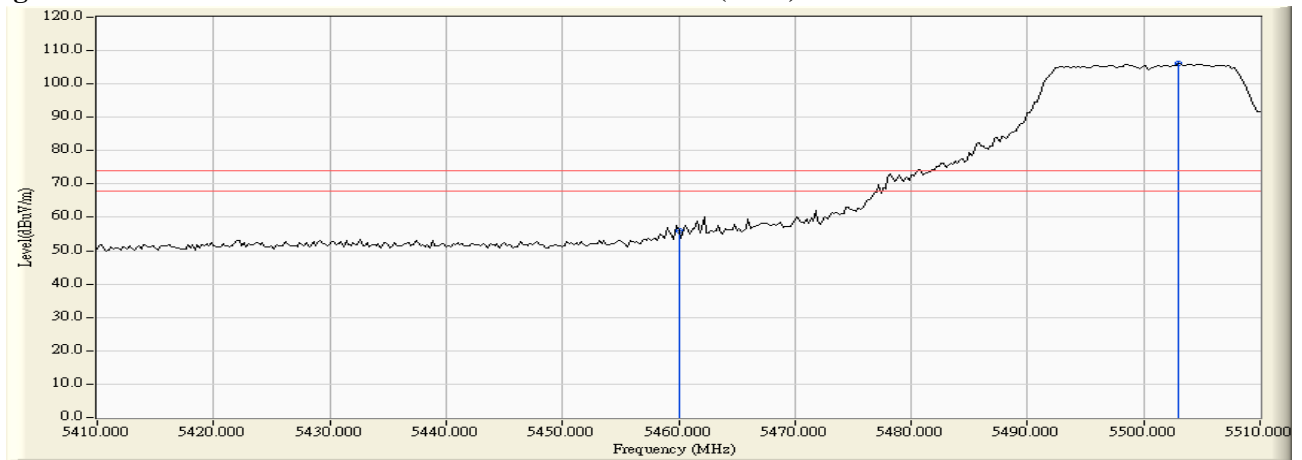
1. All readings above 1GHz are performed with peak and/or average measurements as necessary.
2. Peak measurements: RBW = 1MHz, VBW = 3 MHz, Sweep: Auto.
3. Average measurements: RBW = 1MHz, VBW = 10 Hz, Sweep: Auto.
4. “ \* ”, means this data is the worst emission level.
5. Measurement Level = Reading Level + Correct Factor.
6. The average measurement was not performed when the peak measured data under the limit of average detection.

Product : Intel® Dual Band Wireless-AC 3160  
 Test Item : Band Edge Data  
 Test Site : No.3 OATS  
 Test Mode : Mode 1: Transmit (802.11a-6Mbps) -Channel 100

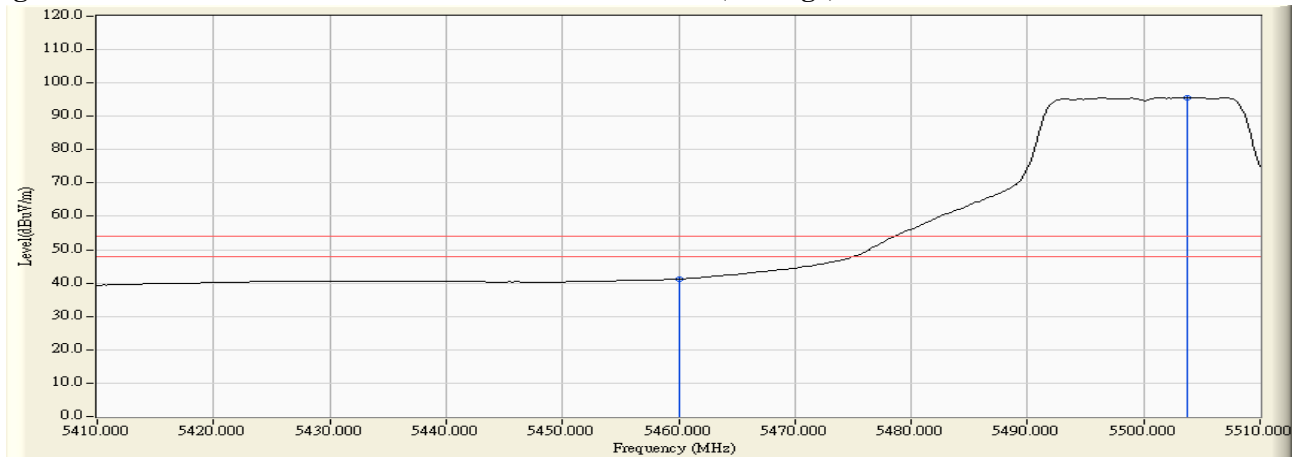
**RF Radiated Measurement (Vertical):**

Channel No.	Frequency (MHz)	Correct Factor (dB)	Reading Level (dBuV)	Emission Level (dBuV/m)	Peak Limit (dBuV/m)	Average Limit (dBuV/m)	Result
100 (Peak)	5460.000	3.934	52.065	56.000	74.00	54.00	Pass
100 (Peak)	5503.000	4.491	101.613	106.104	--	--	--
100 (Average)	5460.000	3.934	37.282	41.217	74.00	54.00	Pass
100 (Average)	5503.800	4.499	91.131	95.630	--	--	--

**Figure Channel 100: Vertical (Peak)**



**Figure Channel 100: Vertical (Average)**



**Note:**

1. All readings above 1GHz are performed with peak and/or average measurements as necessary.
2. Peak measurements: RBW = 1MHz, VBW = 3 MHz, Sweep: Auto.
3. Average measurements: RBW = 1MHz, VBW = 10 Hz, Sweep: Auto.
4. “ \* ”, means this data is the worst emission level.
5. Measurement Level = Reading Level + Correct Factor.
6. The average measurement was not performed when the peak measured data under the limit of average detection.



Product : Intel® Dual Band Wireless-AC 3160  
 Test Item : Band Edge Data  
 Test Site : No.3 OATS  
 Test Mode : Mode 1: Transmit (802.11a-6Mbps) -Channel 100

**RF Radiated Measurement:**

	Frequency (MHz)	Correct Factor (dB)	Reading Level (dBm)	Measure Level (dBm/m)	Margin (dB)	Limit (dBm/m)	Result
Horizontal	5470.000	18.334	-76.242	-57.908	-30.908	-27.000	Pass

	Frequency (MHz)	Correct Factor (dB)	Reading Level (dBm)	Measure Level (dBm/m)	Margin (dB)	Limit (dBm/m)	Result
Vertical	5470.000	19.335	-57.390	-38.055	-11.055	-27.000	Pass

Product : Intel® Dual Band Wireless-AC 3160  
 Test Item : Band Edge Data  
 Test Site : No.3 OATS  
 Test Mode : Mode 1: Transmit (802.11a-6Mbps) -Channel 140

**RF Radiated Measurement:**

	Frequency (MHz)	Correct Factor (dB)	Reading Level (dBm)	Measure Level (dBm/m)	Margin (dB)	Limit (dBm/m)	Result
Horizontal	5725.000	18.649	-77.257	-58.608	-31.608	-27.000	Pass

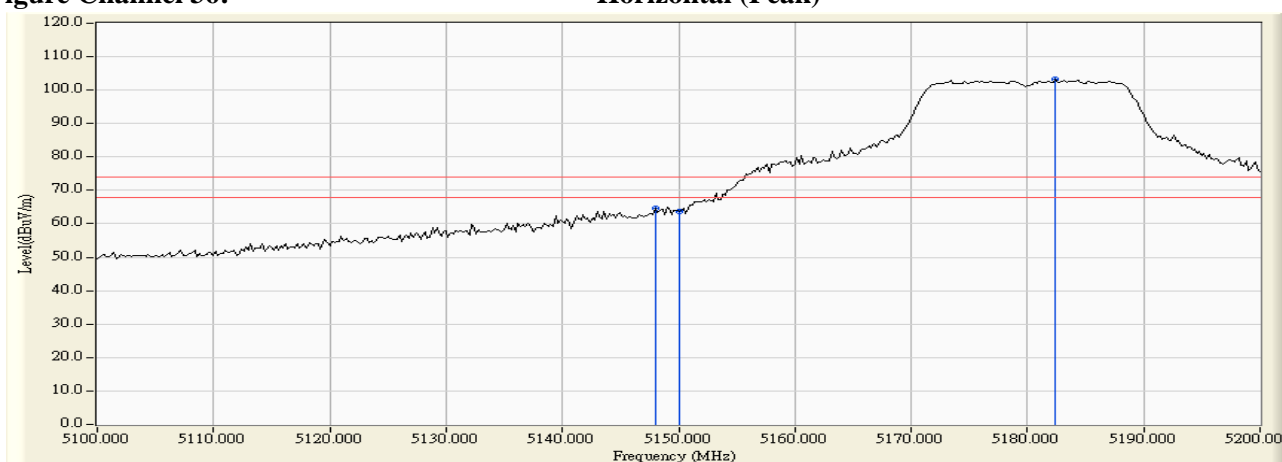
	Frequency (MHz)	Correct Factor (dB)	Reading Level (dBm)	Measure Level (dBm/m)	Margin (dB)	Limit (dBm/m)	Result
Vertical	5725.000	19.372	-70.516	-51.144	-24.144	-27.000	Pass

Product : Intel® Dual Band Wireless-AC 3160  
 Test Item : Band Edge Data  
 Test Site : No.3 OATS  
 Test Mode : Mode 2: Transmit (802.11n-20BW 7.2Mbps) -Channel 36

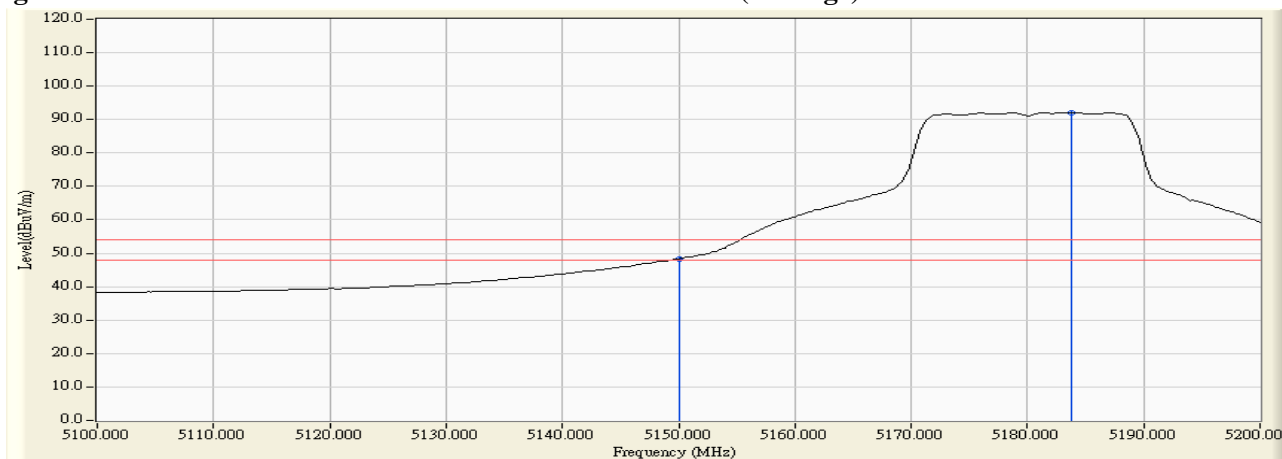
**RF Radiated Measurement (Horizontal):**

Channel No.	Frequency (MHz)	Correct Factor (dB)	Reading Level (dBuV)	Emission Level (dBuV/m)	Peak Limit (dBuV/m)	Average Limit (dBuV/m)	Result
36 (Peak)	5148.000	2.803	61.971	64.774	74.00	54.00	Pass
36 (Peak)	5150.000	2.796	60.839	63.635	74.00	54.00	Pass
36 (Peak)	5182.400	2.687	100.429	103.117	--	--	--
36 (Average)	5150.000	2.796	45.612	48.408	74.00	54.00	Pass
36 (Average)	5183.800	2.683	89.417	92.100	--	--	--

**Figure Channel 36: Horizontal (Peak)**



**Figure Channel 36: Horizontal (Average)**



**Note:**

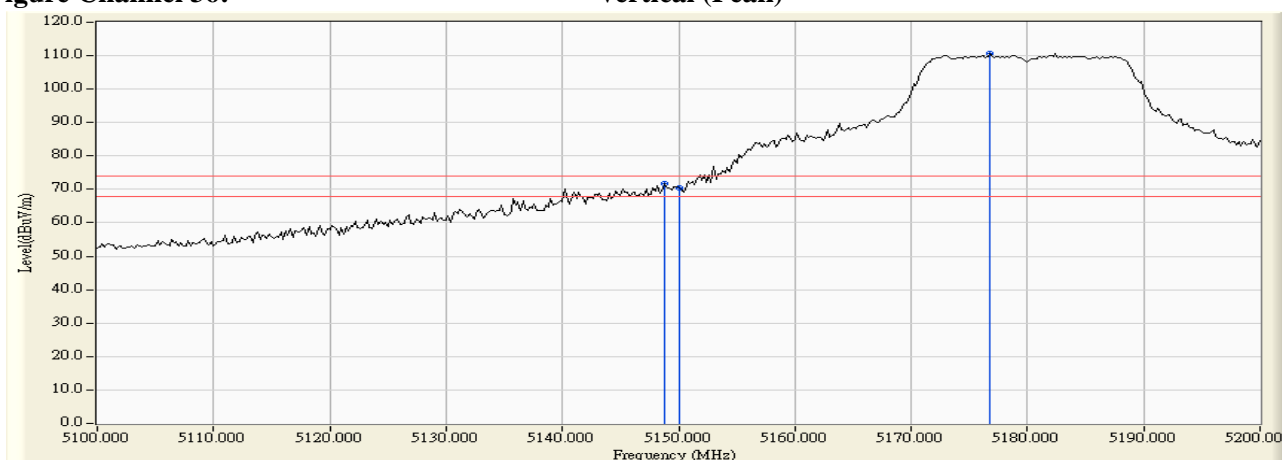
1. All readings above 1GHz are performed with peak and/or average measurements as necessary.
2. Peak measurements: RBW = 1MHz, VBW = 3 MHz, Sweep: Auto.
3. Average measurements: RBW = 1MHz, VBW = 10 Hz, Sweep: Auto.
4. “ \* ”, means this data is the worst emission level.
5. Measurement Level = Reading Level + Correct Factor.
6. The average measurement was not performed when the peak measured data under the limit of average detection.

Product : Intel® Dual Band Wireless-AC 3160  
 Test Item : Band Edge Data  
 Test Site : No.3 OATS  
 Test Mode : Mode 2: Transmit (802.11n-20BW 7.2Mbps) -Channel 36

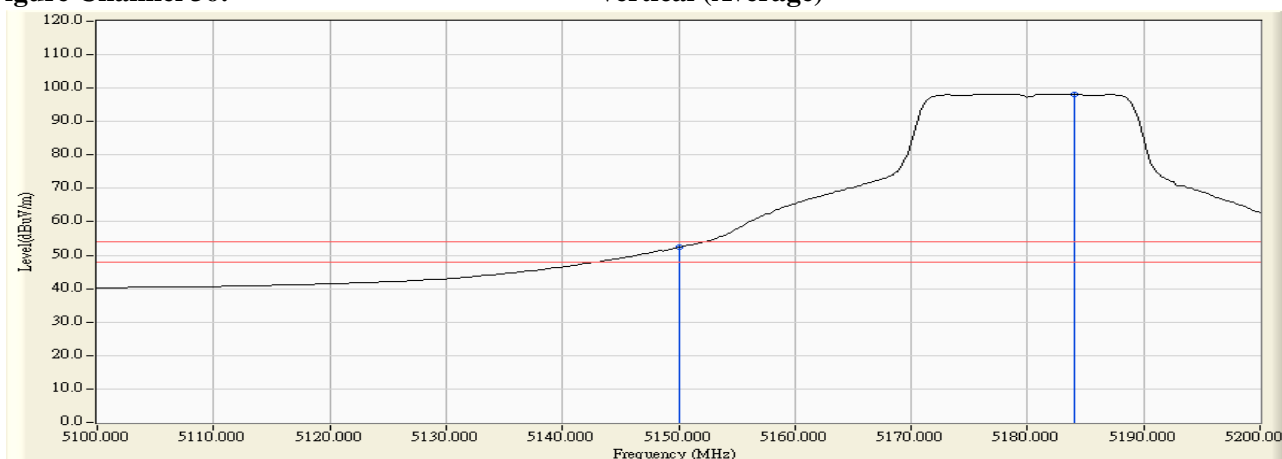
**RF Radiated Measurement (Vertical):**

Channel No.	Frequency (MHz)	Correct Factor (dB)	Reading Level (dBuV)	Emission Level (dBuV/m)	Peak Limit (dBuV/m)	Average Limit (dBuV/m)	Result
36 (Peak)	5148.800	3.326	68.347	71.673	74.00	54.00	Pass
36 (Peak)	5150.000	3.331	67.183	70.515	74.00	54.00	Pass
36 (Peak)	5176.800	3.458	107.118	110.576	--	--	--
36 (Average)	5150.000	3.331	49.024	52.356	74.00	54.00	Pass
36 (Average)	5184.000	3.492	94.747	98.239	--	--	--

**Figure Channel 36: Vertical (Peak)**



**Figure Channel 36: Vertical (Average)**



**Note:**

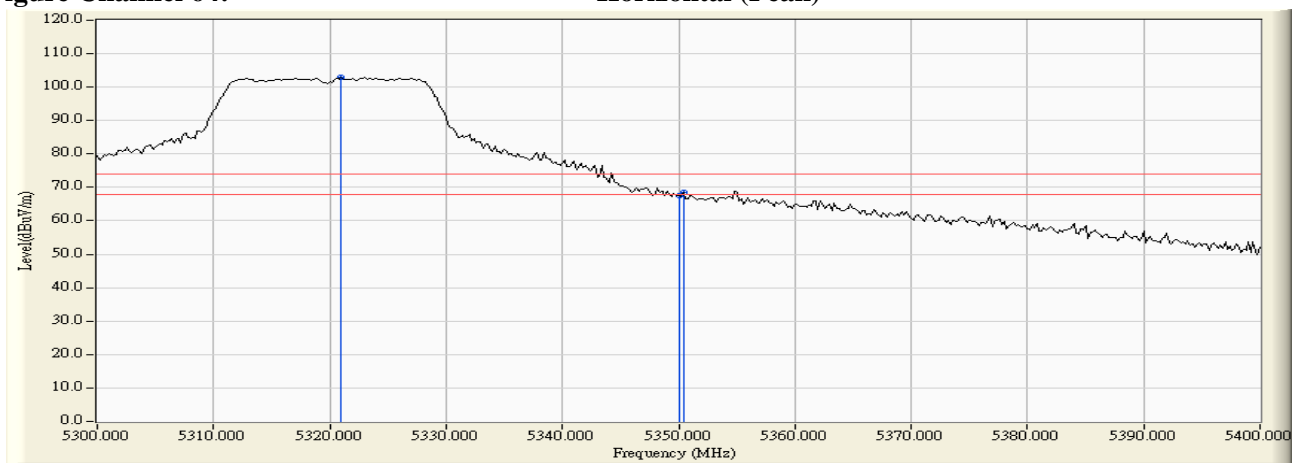
1. All readings above 1GHz are performed with peak and/or average measurements as necessary.
2. Peak measurements: RBW = 1MHz, VBW = 3 MHz, Sweep: Auto.
3. Average measurements: RBW = 1MHz, VBW = 10 Hz, Sweep: Auto.
4. “ \* ”, means this data is the worst emission level.
5. Measurement Level = Reading Level + Correct Factor.
6. The average measurement was not performed when the peak measured data under the limit of average detection.

Product : Intel® Dual Band Wireless-AC 3160  
 Test Item : Band Edge Data  
 Test Site : No.3 OATS  
 Test Mode : Mode 2: Transmit (802.11n-20BW 7.2Mbps) -Channel 64

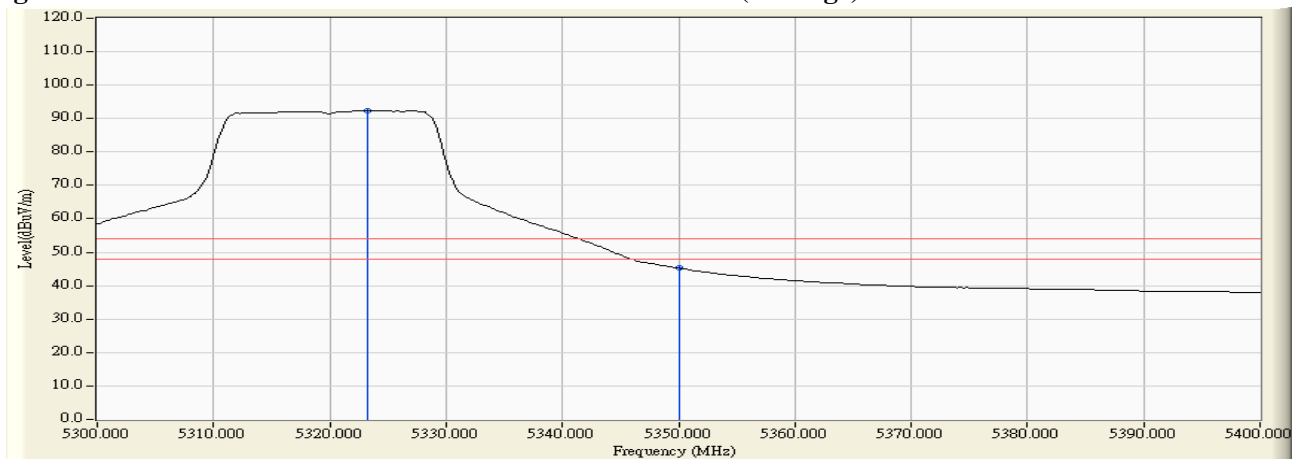
**RF Radiated Measurement (Horizontal):**

Channel No.	Frequency (MHz)	Correct Factor (dB)	Reading Level (dBuV)	Emission Level (dBuV/m)	Peak Limit (dBuV/m)	Average Limit (dBuV/m)	Result
64 (Peak)	5321.000	3.640	99.287	102.928	--	--	--
64 (Peak)	5350.000	3.575	64.081	67.656	74.00	54.00	Pass
64 (Peak)	5350.400	3.574	64.895	68.469	74.00	54.00	Pass
64 (Average)	5323.200	3.637	88.770	92.407	--	--	--
64 (Average)	5350.000	3.575	41.629	45.204	74.00	54.00	Pass

**Figure Channel 64: Horizontal (Peak)**



**Figure Channel 64: Horizontal (Average)**



**Note:**

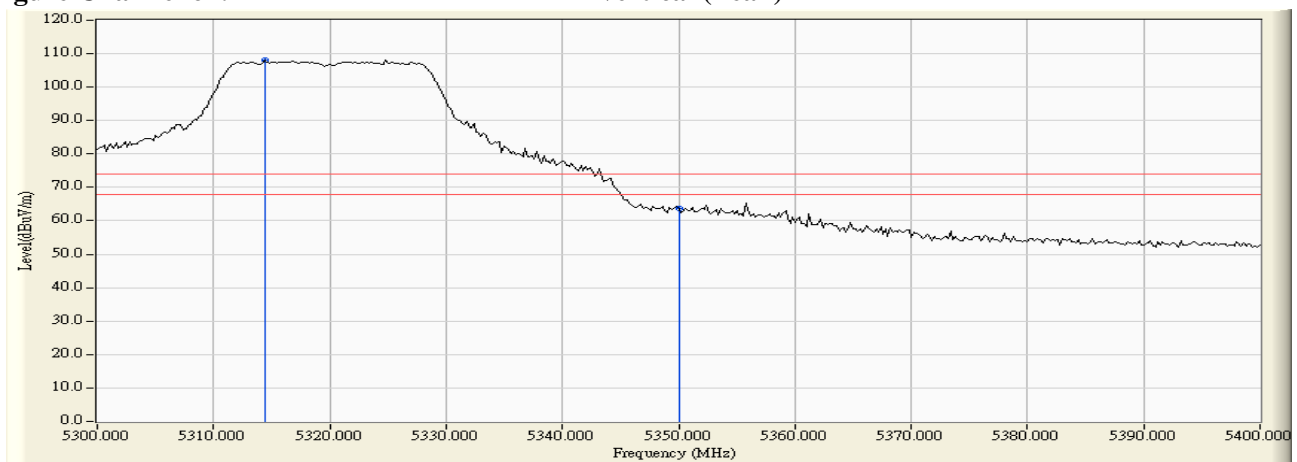
1. All readings above 1GHz are performed with peak and/or average measurements as necessary.
2. Peak measurements: RBW = 1MHz, VBW = 3 MHz, Sweep: Auto.
3. Average measurements: RBW = 1MHz, VBW = 10 Hz, Sweep: Auto.
4. “ \* ”, means this data is the worst emission level.
5. Measurement Level = Reading Level + Correct Factor.
6. The average measurement was not performed when the peak measured data under the limit of average detection.

Product : Intel® Dual Band Wireless-AC 3160  
 Test Item : Band Edge Data  
 Test Site : No.3 OATS  
 Test Mode : Mode 2: Transmit (802.11n-20BW 7.2Mbps) -Channel 64

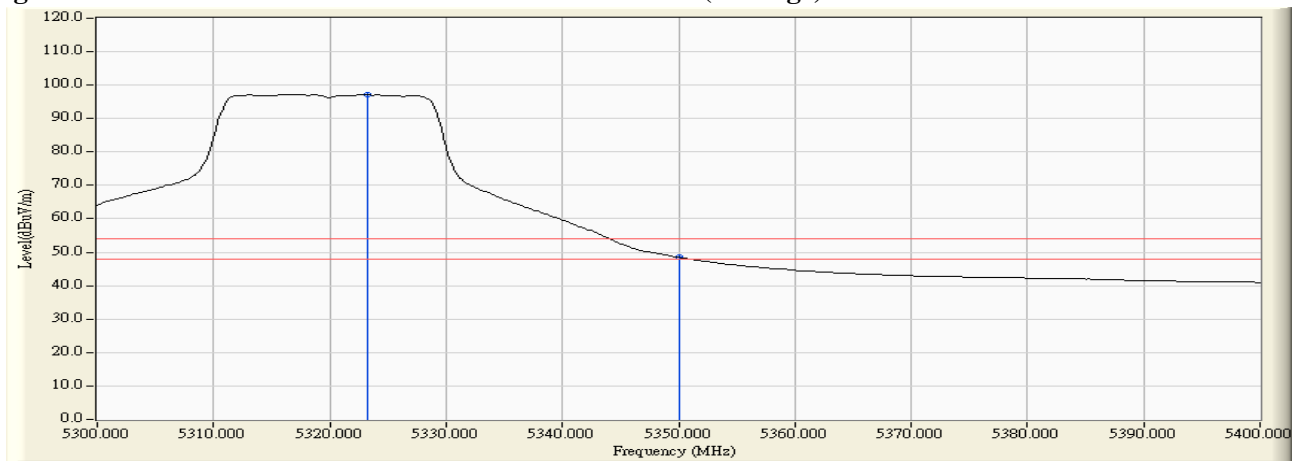
**RF Radiated Measurement (Vertical):**

Channel No.	Frequency (MHz)	Correct Factor (dB)	Reading Level (dBuV)	Emission Level (dBuV/m)	Peak Limit (dBuV/m)	Average Limit (dBuV/m)	Result
64 (Peak)	5314.400	3.882	104.136	108.018	--	--	--
64 (Peak)	5350.000	3.900	59.665	63.565	74.00	54.00	Pass
64 (Average)	5323.200	3.890	93.266	97.155	--	--	--
64 (Average)	5350.000	3.900	44.541	48.441	74.00	54.00	Pass

**Figure Channel 64: Vertical (Peak)**



**Figure Channel 64: Vertical (Average)**



**Note:**

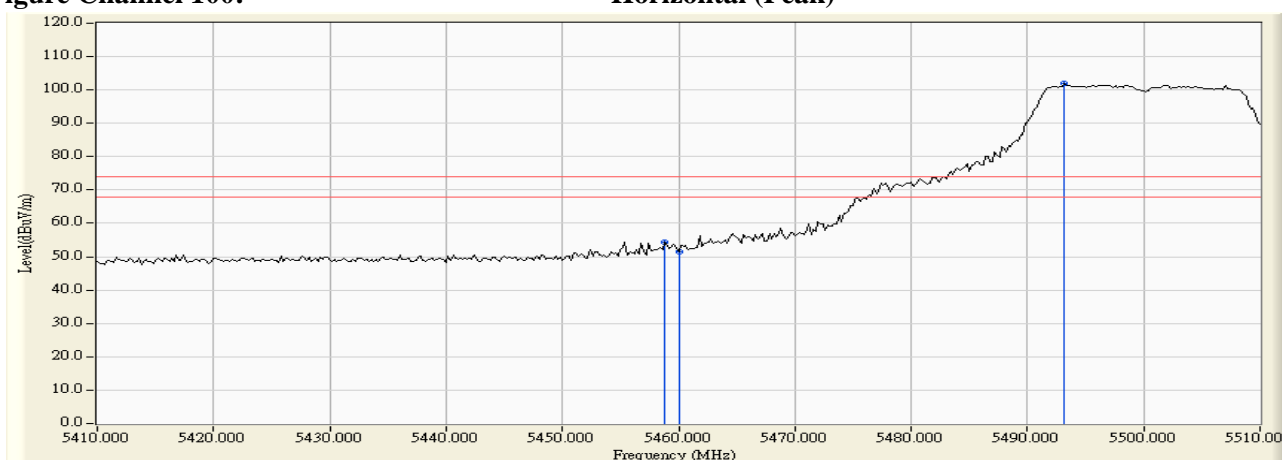
1. All readings above 1GHz are performed with peak and/or average measurements as necessary.
2. Peak measurements: RBW = 1MHz, VBW = 3 MHz, Sweep: Auto.
3. Average measurements: RBW = 1MHz, VBW = 10 Hz, Sweep: Auto.
4. “ \* ”, means this data is the worst emission level.
5. Measurement Level = Reading Level + Correct Factor.
6. The average measurement was not performed when the peak measured data under the limit of average detection.

Product : Intel® Dual Band Wireless-AC 3160  
 Test Item : Band Edge Data  
 Test Site : No.3 OATS  
 Test Mode : Mode 2: Transmit (802.11n-20BW 7.2Mbps) -Channel 100

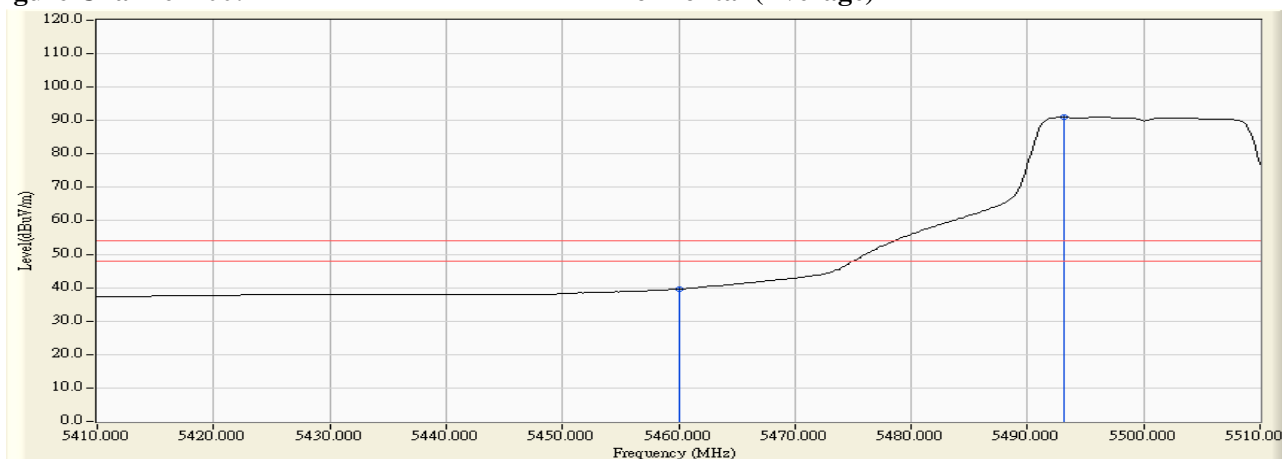
**RF Radiated Measurement (Horizontal):**

Channel No.	Frequency (MHz)	Correct Factor (dB)	Reading Level (dBuV)	Emission Level (dBuV/m)	Peak Limit (dBuV/m)	Average Limit (dBuV/m)	Result
100 (Peak)	5458.800	3.751	50.537	54.289	74.00	54.00	Pass
100 (Peak)	5460.000	3.775	47.806	51.581	74.00	54.00	Pass
100 (Peak)	5493.200	4.387	97.465	101.852	--	--	--
100 (Average)	5460.000	3.775	35.764	39.539	74.00	54.00	Pass
100 (Average)	5493.200	4.387	86.611	90.998	--	--	--

**Figure Channel 100: Horizontal (Peak)**



**Figure Channel 100: Horizontal (Average)**



**Note:**

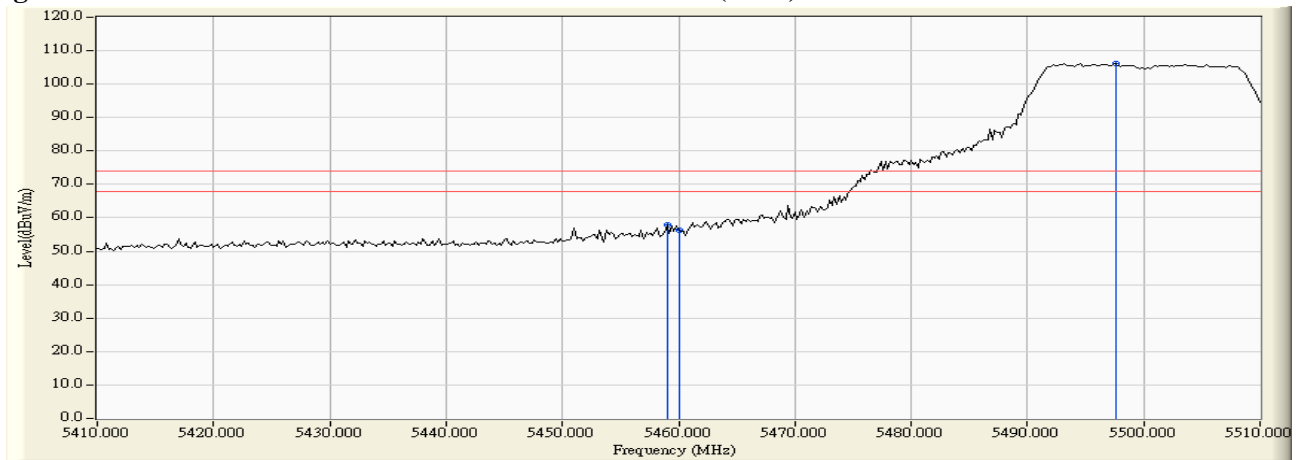
1. All readings above 1GHz are performed with peak and/or average measurements as necessary.
2. Peak measurements: RBW = 1MHz, VBW = 3 MHz, Sweep: Auto.
3. Average measurements: RBW = 1MHz, VBW = 10 Hz, Sweep: Auto.
4. “ \* ”, means this data is the worst emission level.
5. Measurement Level = Reading Level + Correct Factor.
6. The average measurement was not performed when the peak measured data under the limit of average detection.

Product : Intel® Dual Band Wireless-AC 3160  
 Test Item : Band Edge Data  
 Test Site : No.3 OATS  
 Test Mode : Mode 2: Transmit (802.11n-20BW 7.2Mbps) -Channel 100

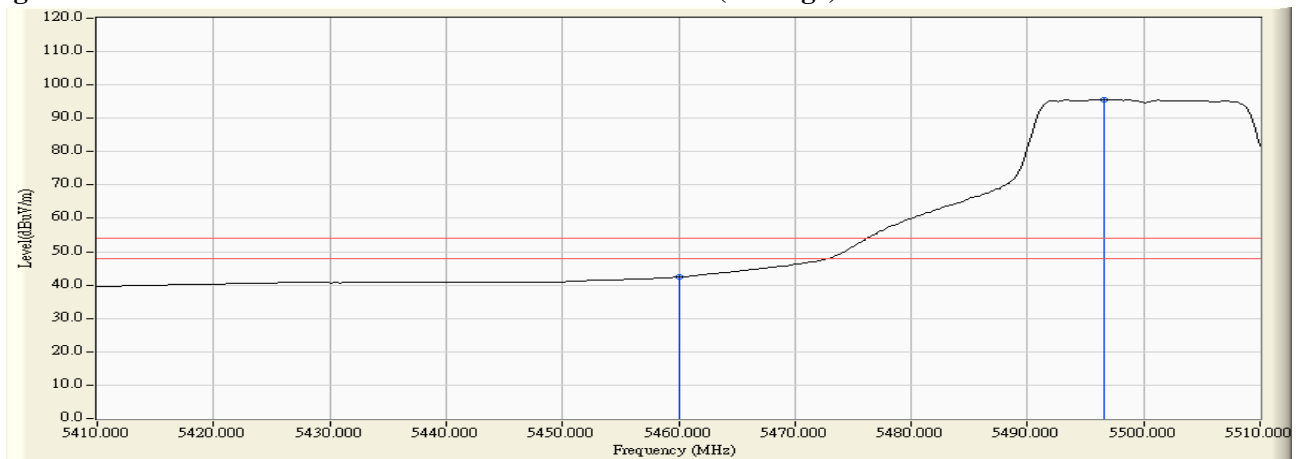
**RF Radiated Measurement (Vertical):**

Channel No.	Frequency (MHz)	Correct Factor (dB)	Reading Level (dBuV)	Emission Level (dBuV/m)	Peak Limit (dBuV/m)	Average Limit (dBuV/m)	Result
100 (Peak)	5459.000	3.920	54.083	58.004	74.00	54.00	Pass
100 (Peak)	5460.000	3.934	52.309	56.244	74.00	54.00	Pass
100 (Peak)	5497.600	4.435	101.858	106.293	--	--	--
100 (Average)	5460.000	3.934	38.491	42.426	74.00	54.00	Pass
100 (Average)	5496.600	4.425	91.167	95.592	--	--	--

**Figure Channel 100: Vertical (Peak)**



**Figure Channel 100: Vertical (Average)**



**Note:**

1. All readings above 1GHz are performed with peak and/or average measurements as necessary.
2. Peak measurements: RBW = 1MHz, VBW = 3 MHz, Sweep: Auto.
3. Average measurements: RBW = 1MHz, VBW = 10 Hz, Sweep: Auto.
4. “ \* ”, means this data is the worst emission level.
5. Measurement Level = Reading Level + Correct Factor.
6. The average measurement was not performed when the peak measured data under the limit of average detection.



Product : Intel® Dual Band Wireless-AC 3160  
 Test Item : Band Edge Data  
 Test Site : No.3 OATS  
 Test Mode : Mode 2: Transmit (802.11n-20BW 7.2Mbps) -Channel 100

**RF Radiated Measurement:**

	Frequency (MHz)	Correct Factor (dB)	Reading Level (dBm)	Measure Level (dBm/m)	Margin (dB)	Limit (dBm/m)	Result
Horizontal	5470.000	18.334	-77.600	-59.266	-32.266	-27.000	Pass

	Frequency (MHz)	Correct Factor (dB)	Reading Level (dBm)	Measure Level (dBm/m)	Margin (dB)	Limit (dBm/m)	Result
Vertical	5470.000	19.335	-68.640	-49.305	-22.305	-27.000	Pass

Product : Intel® Dual Band Wireless-AC 3160  
 Test Item : Band Edge Data  
 Test Site : No.3 OATS  
 Test Mode : Mode 2: Transmit (802.11n-20BW 7.2Mbps) -Channel 140

**RF Radiated Measurement:**

	Frequency (MHz)	Correct Factor (dB)	Reading Level (dBm)	Measure Level (dBm/m)	Margin (dB)	Limit (dBm/m)	Result
Horizontal	5725.000	18.649	-77.832	-59.183	-32.183	-27.000	Pass

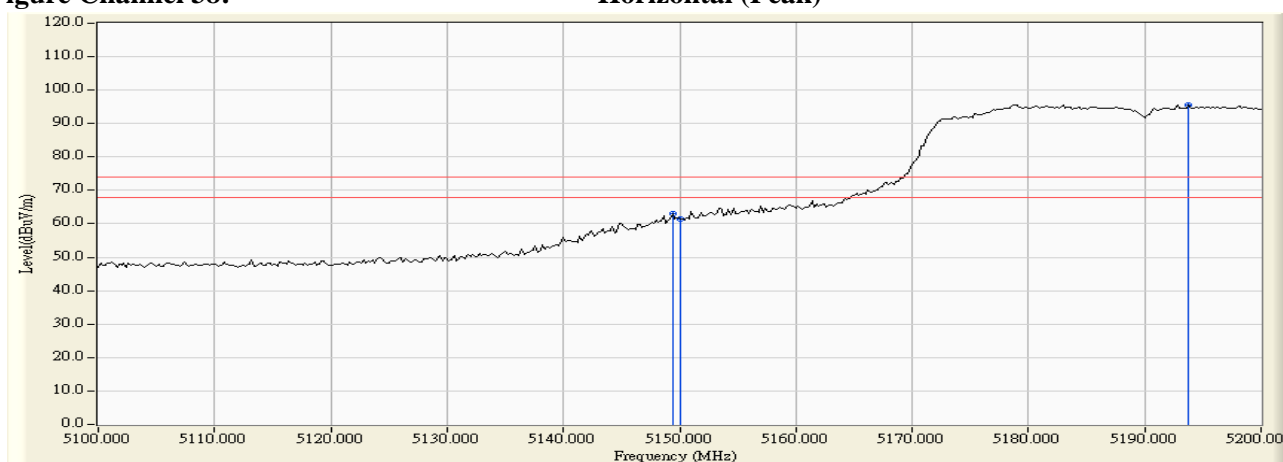
	Frequency (MHz)	Correct Factor (dB)	Reading Level (dBm)	Measure Level (dBm/m)	Margin (dB)	Limit (dBm/m)	Result
Vertical	5725.000	19.372	-72.304	-52.932	-25.932	-27.000	Pass

Product : Intel® Dual Band Wireless-AC 3160  
 Test Item : Band Edge Data  
 Test Site : No.3 OATS  
 Test Mode : Mode 3: Transmit (802.11n-40BW 15Mbps) -Channel 38

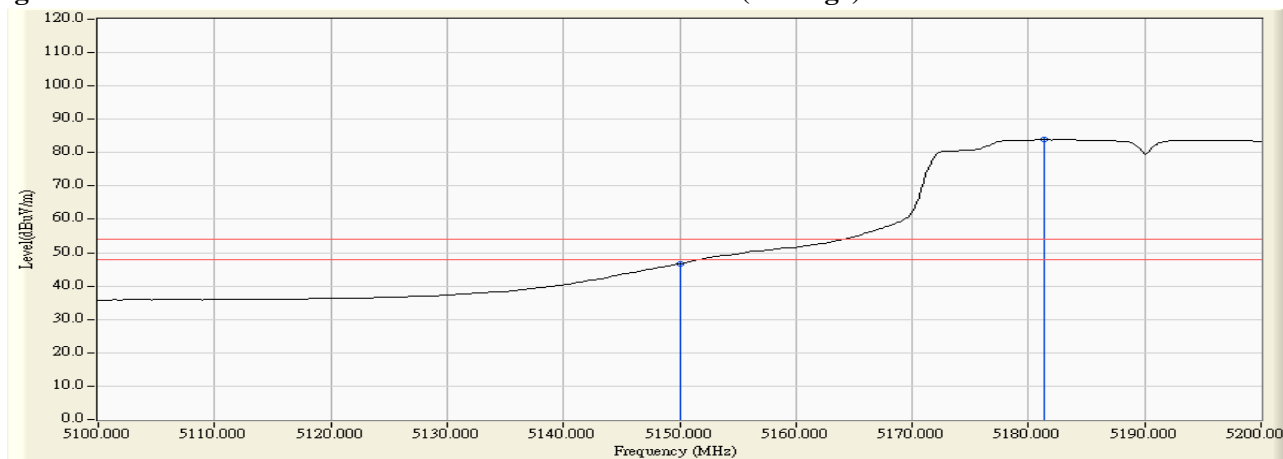
### RF Radiated Measurement (Horizontal):

Channel No.	Frequency (MHz)	Correct Factor (dB)	Reading Level (dBuV)	Emission Level (dBuV/m)	Peak Limit (dBuV/m)	Average Limit (dBuV/m)	Result
38 (Peak)	5149.400	2.799	60.160	62.958	74.00	54.00	Pass
38 (Peak)	5150.000	2.796	58.712	61.508	74.00	54.00	Pass
38 (Peak)	5193.800	2.651	92.941	95.591	--	--	--
38 (Average)	5150.000	2.796	43.885	46.681	74.00	54.00	Pass
38 (Average)	5181.400	2.691	81.310	84.001	--	--	--

**Figure Channel 38: Horizontal (Peak)**



**Figure Channel 38: Horizontal (Average)**



**Note:**

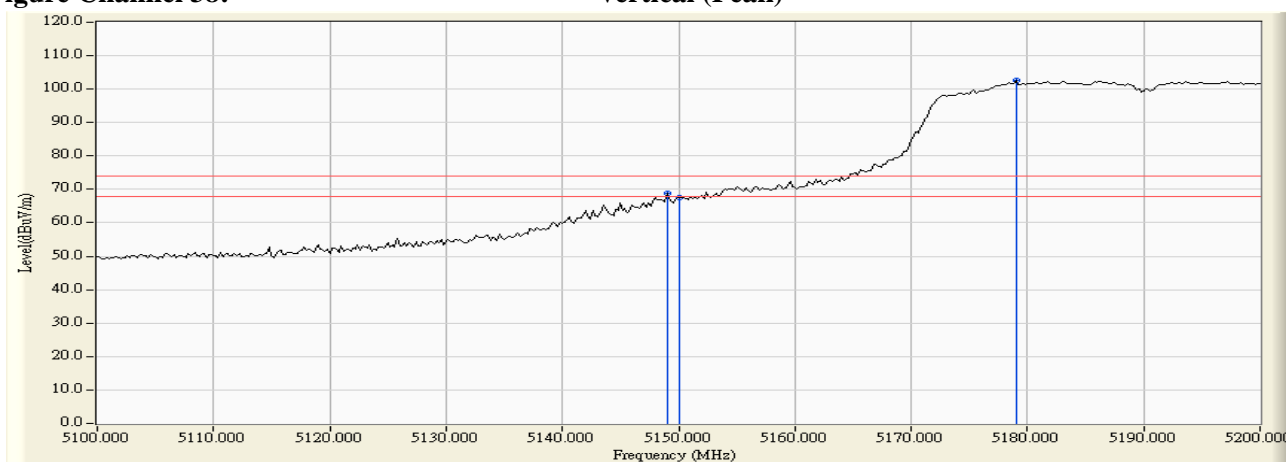
1. All readings above 1GHz are performed with peak and/or average measurements as necessary.
2. Peak measurements: RBW = 1MHz, VBW = 3 MHz, Sweep: Auto.
3. Average measurements: RBW = 1MHz, VBW = 10 Hz, Sweep: Auto.
4. “ \* ”, means this data is the worst emission level.
5. Measurement Level = Reading Level + Correct Factor.
6. The average measurement was not performed when the peak measured data under the limit of average detection.

Product : Intel® Dual Band Wireless-AC 3160  
 Test Item : Band Edge Data  
 Test Site : No.3 OATS  
 Test Mode : Mode 3: Transmit (802.11n-40BW 15Mbps) -Channel 38

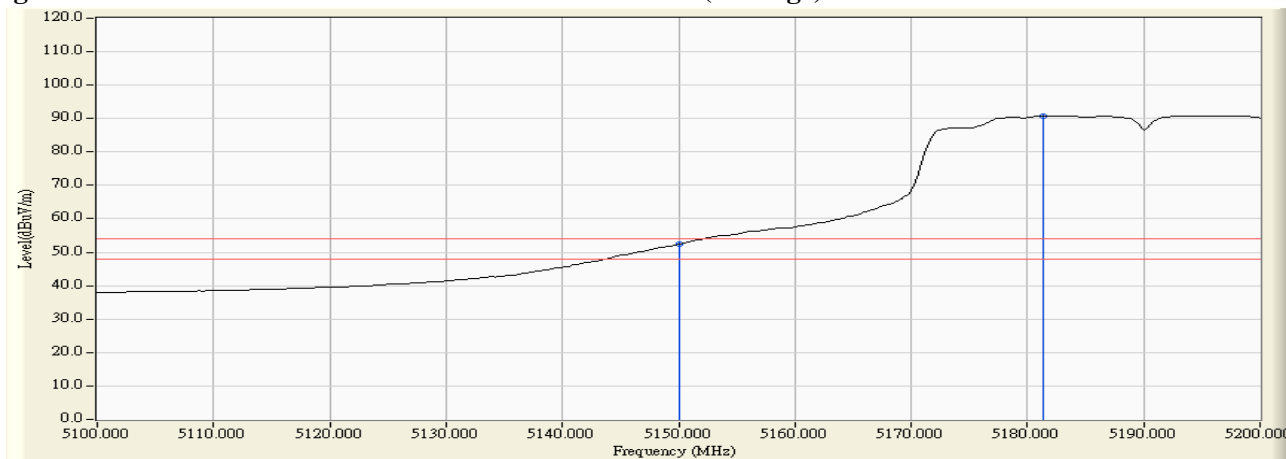
### RF Radiated Measurement (Vertical):

Channel No.	Frequency (MHz)	Correct Factor (dB)	Reading Level (dBuV)	Emission Level (dBuV/m)	Peak Limit (dBuV/m)	Average Limit (dBuV/m)	Result
38 (Peak)	5149.000	3.327	65.541	68.868	74.00	54.00	Pass
38 (Peak)	5150.000	3.331	64.097	67.429	74.00	54.00	Pass
38 (Peak)	5179.000	3.467	99.017	102.485	--	--	--
38 (Average)	5150.000	3.331	48.990	52.322	74.00	54.00	Pass
38 (Average)	5181.400	3.479	87.270	90.749	--	--	--

**Figure Channel 38: Vertical (Peak)**



**Figure Channel 38: Vertical (Average)**



**Note:**

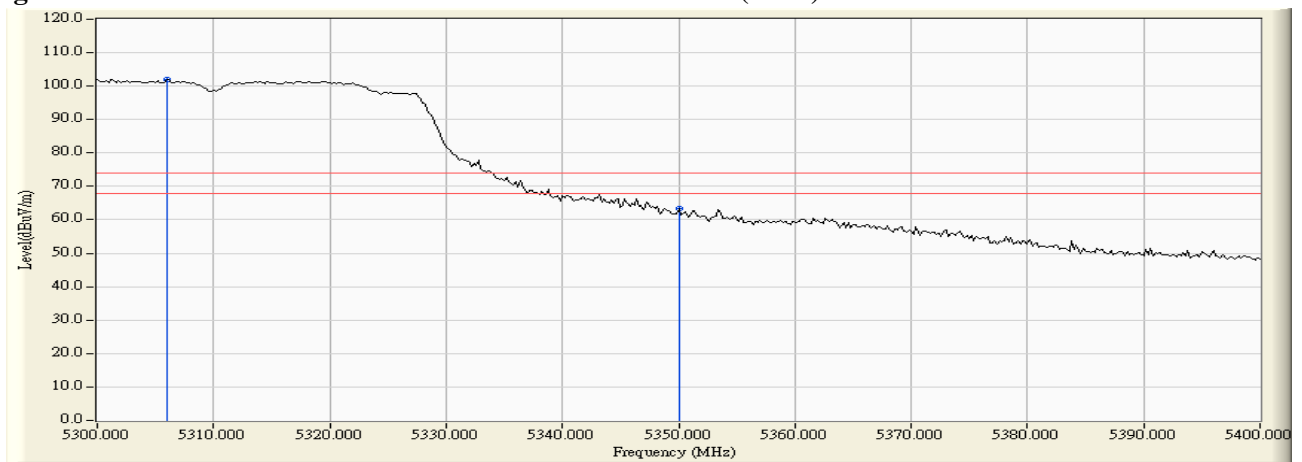
1. All readings above 1GHz are performed with peak and/or average measurements as necessary.
2. Peak measurements: RBW = 1MHz, VBW = 3 MHz, Sweep: Auto.
3. Average measurements: RBW = 1MHz, VBW = 10 Hz, Sweep: Auto.
4. “ \* ”, means this data is the worst emission level.
5. Measurement Level = Reading Level + Correct Factor.
6. The average measurement was not performed when the peak measured data under the limit of average detection.

Product : Intel® Dual Band Wireless-AC 3160  
 Test Item : Band Edge Data  
 Test Site : No.3 OATS  
 Test Mode : Mode 3: Transmit (802.11n-40BW 15Mbps) -Channel 62

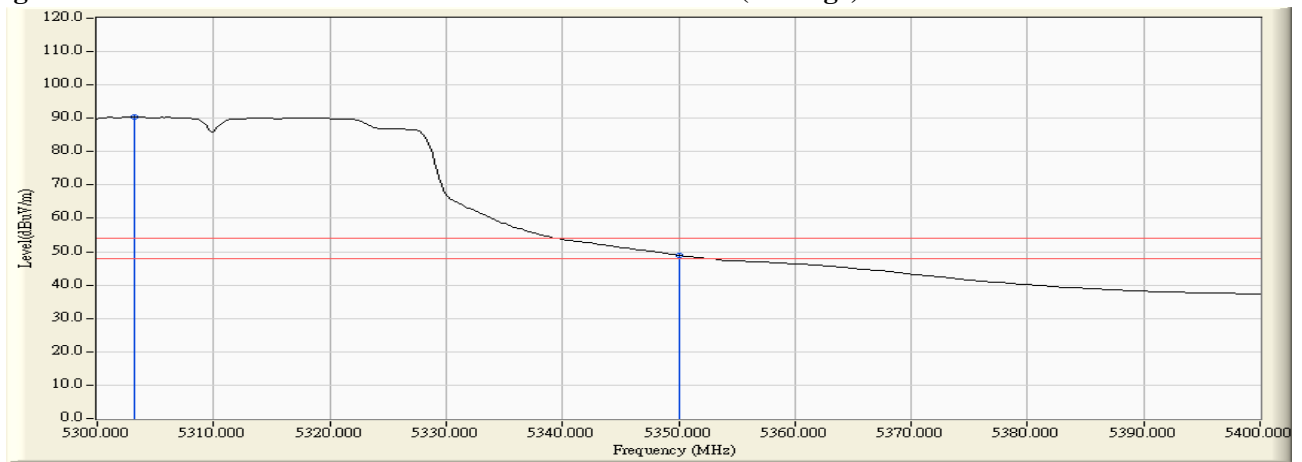
**RF Radiated Measurement (Horizontal):**

Channel No.	Frequency (MHz)	Correct Factor (dB)	Reading Level (dBuV)	Emission Level (dBuV/m)	Peak Limit (dBuV/m)	Average Limit (dBuV/m)	Result
62 (Peak)	5306.000	3.670	98.319	101.988	--	--	--
62 (Peak)	5350.000	3.575	59.703	63.278	74.00	54.00	Pass
62 (Average)	5303.200	3.674	86.702	90.377	--	--	--
62 (Average)	5350.000	3.575	45.308	48.883	74.00	54.00	Pass

**Figure Channel 62: Horizontal (Peak)**



**Figure Channel 62: Horizontal (Average)**



**Note:**

1. All readings above 1GHz are performed with peak and/or average measurements as necessary.
2. Peak measurements: RBW = 1MHz, VBW = 3 MHz, Sweep: Auto.
3. Average measurements: RBW = 1MHz, VBW = 10 Hz, Sweep: Auto.
4. “ \* ”, means this data is the worst emission level.
5. Measurement Level = Reading Level + Correct Factor.
6. The average measurement was not performed when the peak measured data under the limit of average detection.

Product : Intel® Dual Band Wireless-AC 3160  
 Test Item : Band Edge Data  
 Test Site : No.3 OATS  
 Test Mode : Mode 3: Transmit (802.11n-40BW 15Mbps) -Channel 62

### RF Radiated Measurement (Vertical):

Channel No.	Frequency (MHz)	Correct Factor (dB)	Reading Level (dBuV)	Emission Level (dBuV/m)	Peak Limit (dBuV/m)	Average Limit (dBuV/m)	Result
62 (Peak)	5313.600	3.881	103.025	106.907	--	--	--
62 (Peak)	5350.000	3.900	63.820	67.720	74.00	54.00	Pass
62 (Average)	5303.200	3.873	91.362	95.235	--	--	--
62 (Average)	5350.000	3.900	48.519	52.419	74.00	54.00	Pass

Figure Channel 62: Vertical (Peak)

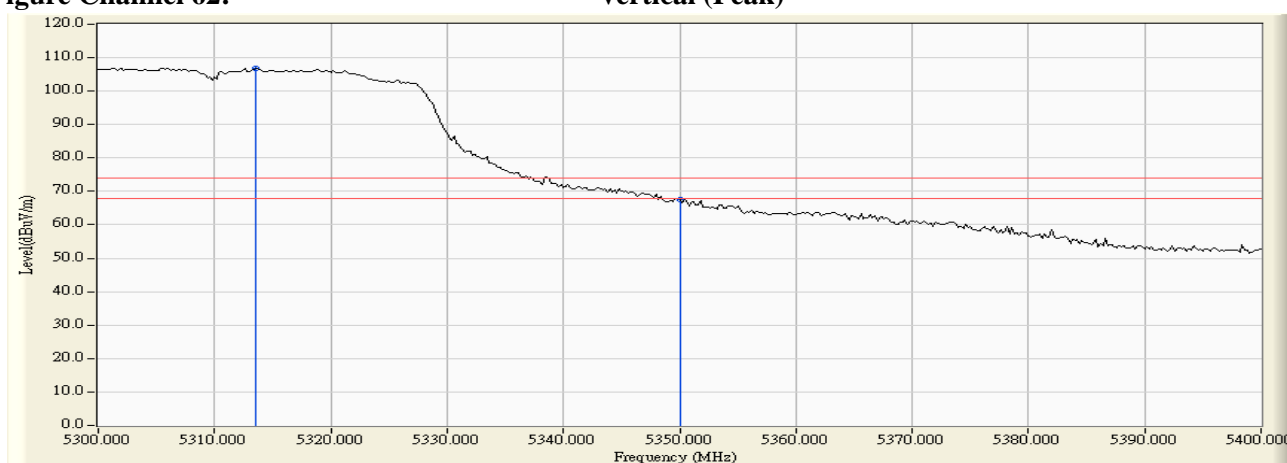
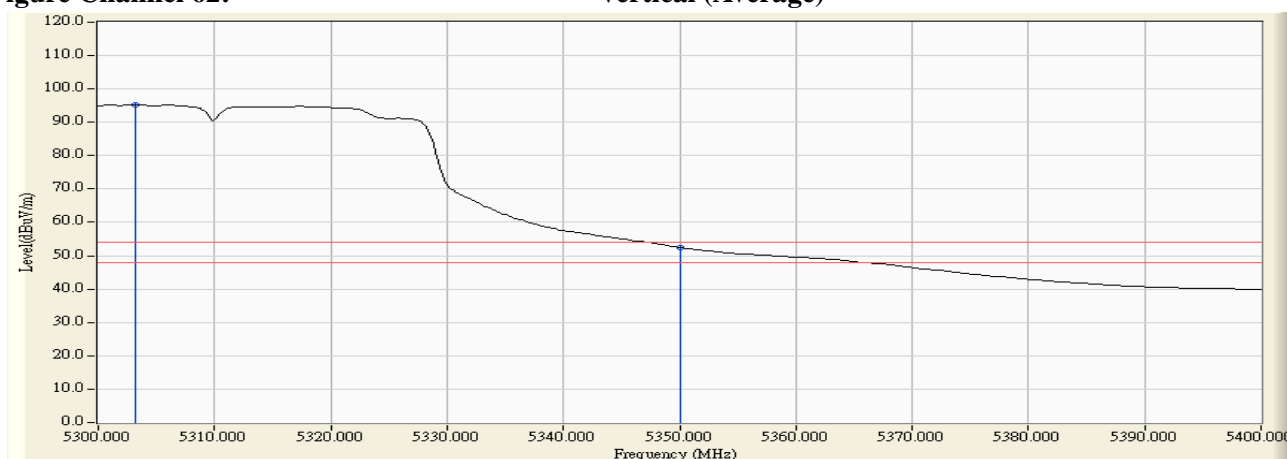


Figure Channel 62: Vertical (Average)



Note:

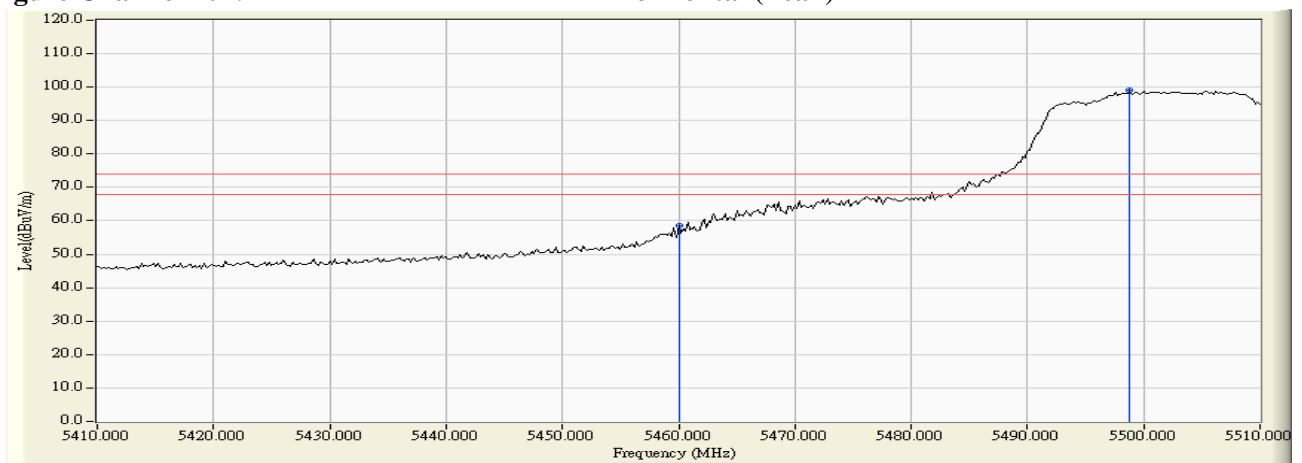
1. All readings above 1GHz are performed with peak and/or average measurements as necessary.
2. Peak measurements: RBW = 1MHz, VBW = 3 MHz, Sweep: Auto.
3. Average measurements: RBW = 1MHz, VBW = 10 Hz, Sweep: Auto.
4. “ \* ”, means this data is the worst emission level.
5. Measurement Level = Reading Level + Correct Factor.
6. The average measurement was not performed when the peak measured data under the limit of average detection.

Product : Intel® Dual Band Wireless-AC 3160  
 Test Item : Band Edge Data  
 Test Site : No.3 OATS  
 Test Mode : Mode 3: Transmit (802.11n-40BW 15Mbps) -Channel 102

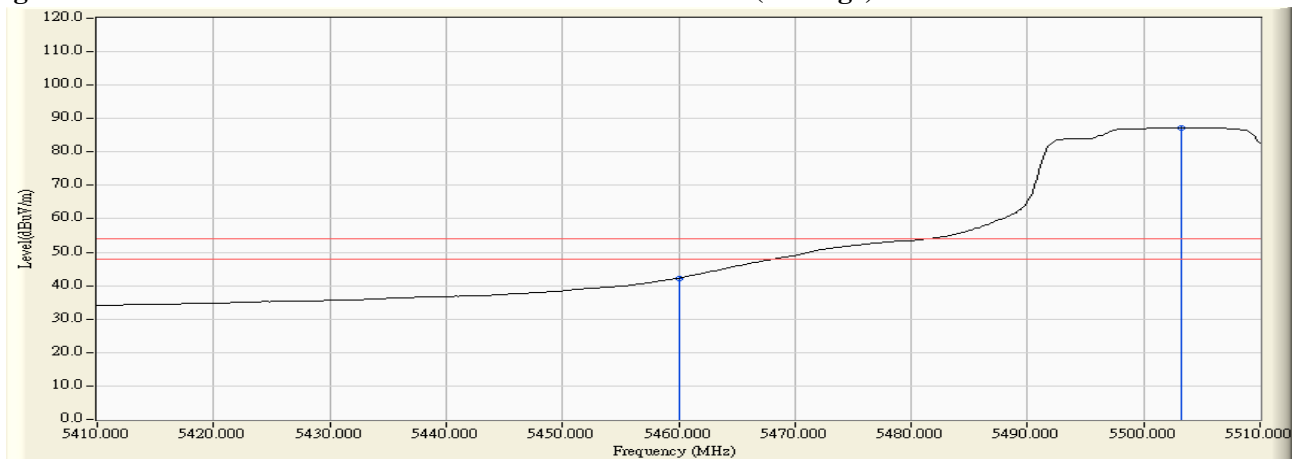
**RF Radiated Measurement (Horizontal):**

Channel No.	Frequency (MHz)	Correct Factor (dB)	Reading Level (dBuV)	Emission Level (dBuV/m)	Peak Limit (dBuV/m)	Average Limit (dBuV/m)	Result
102 (Peak)	5460.000	3.775	54.827	58.602	74.00	54.00	Pass
102 (Peak)	5498.800	4.462	94.484	98.946	--	--	--
102 (Average)	5460.000	3.775	38.455	42.230	74.00	54.00	Pass
102 (Average)	5503.200	4.522	82.791	87.313	--	--	--

**Figure Channel 102: Horizontal (Peak)**



**Figure Channel 102: Horizontal (Average)**



**Note:**

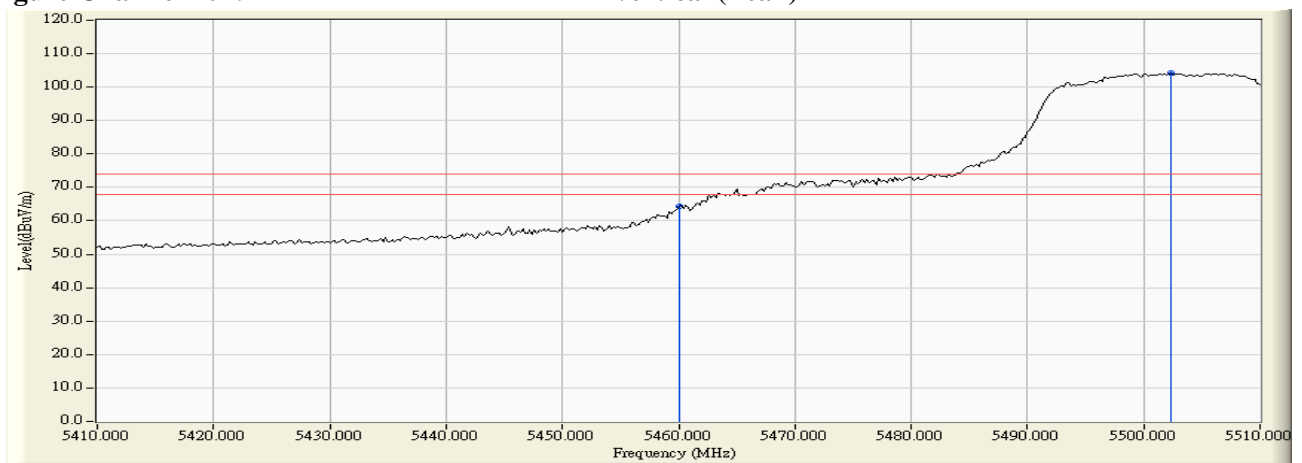
1. All readings above 1GHz are performed with peak and/or average measurements as necessary.
2. Peak measurements: RBW = 1MHz, VBW = 3 MHz, Sweep: Auto.
3. Average measurements: RBW = 1MHz, VBW = 10 Hz, Sweep: Auto.
4. “ \* ”, means this data is the worst emission level.
5. Measurement Level = Reading Level + Correct Factor.
6. The average measurement was not performed when the peak measured data under the limit of average detection.

Product : Intel® Dual Band Wireless-AC 3160  
 Test Item : Band Edge Data  
 Test Site : No.3 OATS  
 Test Mode : Mode 3: Transmit (802.11n-40BW 15Mbps) -Channel 102

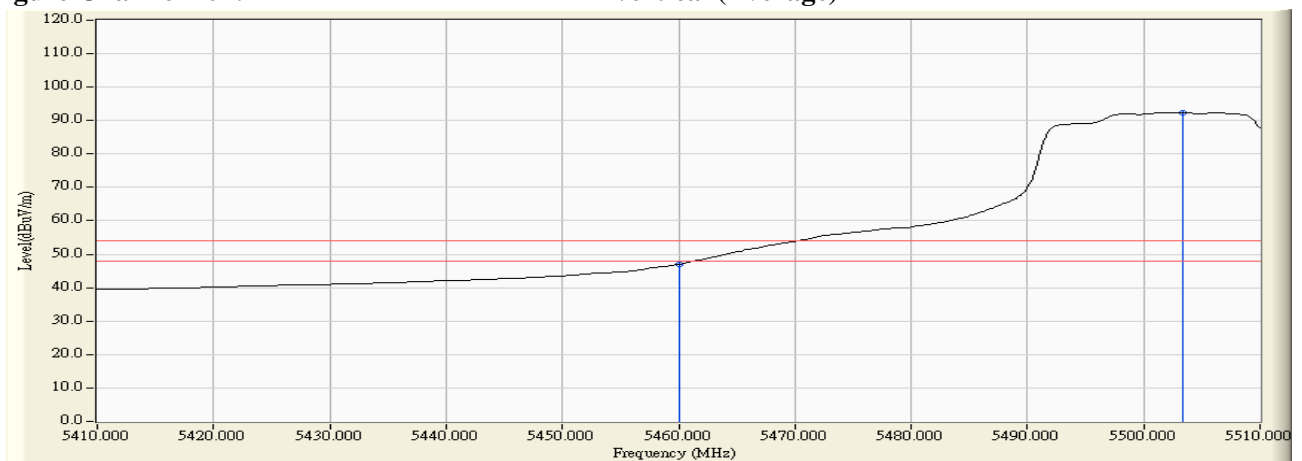
**RF Radiated Measurement (Vertical):**

Channel No.	Frequency (MHz)	Correct Factor (dB)	Reading Level (dBuV)	Emission Level (dBuV/m)	Peak Limit (dBuV/m)	Average Limit (dBuV/m)	Result
102 (Peak)	5460.000	3.934	60.325	64.260	74.00	54.00	Pass
102 (Peak)	5502.400	4.485	99.594	104.078	--	--	--
102 (Average)	5460.000	3.934	43.022	46.957	74.00	54.00	Pass
102 (Average)	5503.400	4.495	87.798	92.293	--	--	--

**Figure Channel 102: Vertical (Peak)**



**Figure Channel 102: Vertical (Average)**



**Note:**

1. All readings above 1GHz are performed with peak and/or average measurements as necessary.
2. Peak measurements: RBW = 1MHz, VBW = 3 MHz, Sweep: Auto.
3. Average measurements: RBW = 1MHz, VBW = 10 Hz, Sweep: Auto.
4. “ \* ”, means this data is the worst emission level.
5. Measurement Level = Reading Level + Correct Factor.
6. The average measurement was not performed when the peak measured data under the limit of average detection.



Product : Intel® Dual Band Wireless-AC 3160  
 Test Item : Band Edge Data  
 Test Site : No.3 OATS  
 Test Mode : Mode 3: Transmit (802.11n-40BW 15Mbps) -Channel 102

**RF Radiated Measurement:**

	Frequency (MHz)	Correct Factor (dB)	Reading Level (dBm)	Measure Level (dBm/m)	Margin (dB)	Limit (dBm/m)	Result
Horizontal	5470.000	18.275	-79.757	-61.482	-34.482	-27.000	Pass

	Frequency (MHz)	Correct Factor (dB)	Reading Level (dBm)	Measure Level (dBm/m)	Margin (dB)	Limit (dBm/m)	Result
Vertical	5470.000	19.288	-57.554	-38.266	-11.266	-27.000	Pass

Product : Intel® Dual Band Wireless-AC 3160  
 Test Item : Band Edge Data  
 Test Site : No.3 OATS  
 Test Mode : Mode 3: Transmit (802.11n-40BW 15Mbps) -Channel 134

**RF Radiated Measurement:**

	Frequency (MHz)	Correct Factor (dB)	Reading Level (dBm)	Measure Level (dBm/m)	Margin (dB)	Limit (dBm/m)	Result
Horizontal	5725.000	18.649	-78.033	-59.384	-32.384	-27.000	Pass

	Frequency (MHz)	Correct Factor (dB)	Reading Level (dBm)	Measure Level (dBm/m)	Margin (dB)	Limit (dBm/m)	Result
Vertical	5725.000	19.372	-74.177	-54.805	-27.805	-27.000	Pass

Product : Intel® Dual Band Wireless-AC 3160  
 Test Item : Band Edge Data  
 Test Site : No.3 OATS  
 Test Mode : Mode 4: Transmit (802.11ac-20BW) -Channel 144

**RF Radiated Measurement:**

	Frequency (MHz)	Correct Factor (dB)	Reading Level (dBm)	Measure Level (dBm/m)	Margin (dB)	Limit (dBm/m)	Result
Horizontal	5825.000	12.438	-69.180	-56.742	-39.742	-17.000	Pass
Horizontal	5835.000	12.597	-69.530	-56.933	-29.933	-27.000	Pass

	Frequency (MHz)	Correct Factor (dB)	Reading Level (dBm)	Measure Level (dBm/m)	Margin (dB)	Limit (dBm/m)	Result
Vertical	5825.000	12.285	-69.260	-56.975	-39.975	-17.000	Pass
Vertical	5835.000	12.479	-70.110	-57.631	-30.631	-27.000	Pass

Product : Intel® Dual Band Wireless-AC 3160  
 Test Item : Band Edge Data  
 Test Site : No.3 OATS  
 Test Mode : Mode 5: Transmit (802.11ac-40BW) -Channel 142

**RF Radiated Measurement:**

	Frequency (MHz)	Correct Factor (dB)	Reading Level (dBm)	Measure Level (dBm/m)	Margin (dB)	Limit (dBm/m)	Result
Horizontal	5825.000	12.285	-69.260	-56.975	-39.975	-17.000	Pass
Horizontal	5835.000	12.479	-70.110	-57.631	-30.631	-27.000	Pass

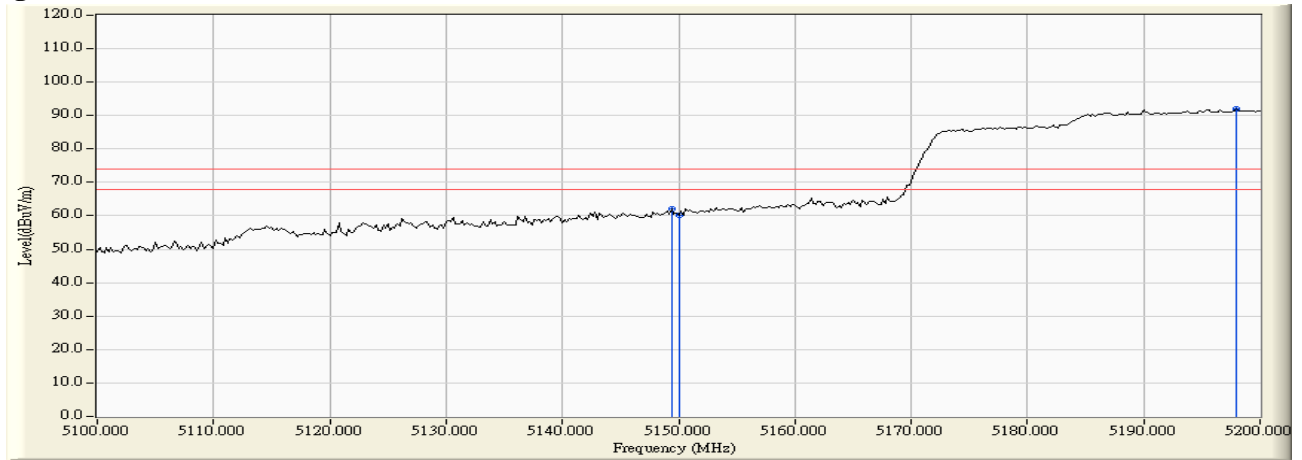
	Frequency (MHz)	Correct Factor (dB)	Reading Level (dBm)	Measure Level (dBm/m)	Margin (dB)	Limit (dBm/m)	Result
Vertical	5825.000	12.285	-69.300	-57.015	-40.015	-17.000	Pass
Vertical	5835.000	12.479	-70.090	-57.611	-30.611	-27.000	Pass

Product : Intel® Dual Band Wireless-AC 3160  
 Test Item : Band Edge Data  
 Test Site : No.3 OATS  
 Test Mode : Mode 6: Transmit (802.11ac-80BW)-Channel 42

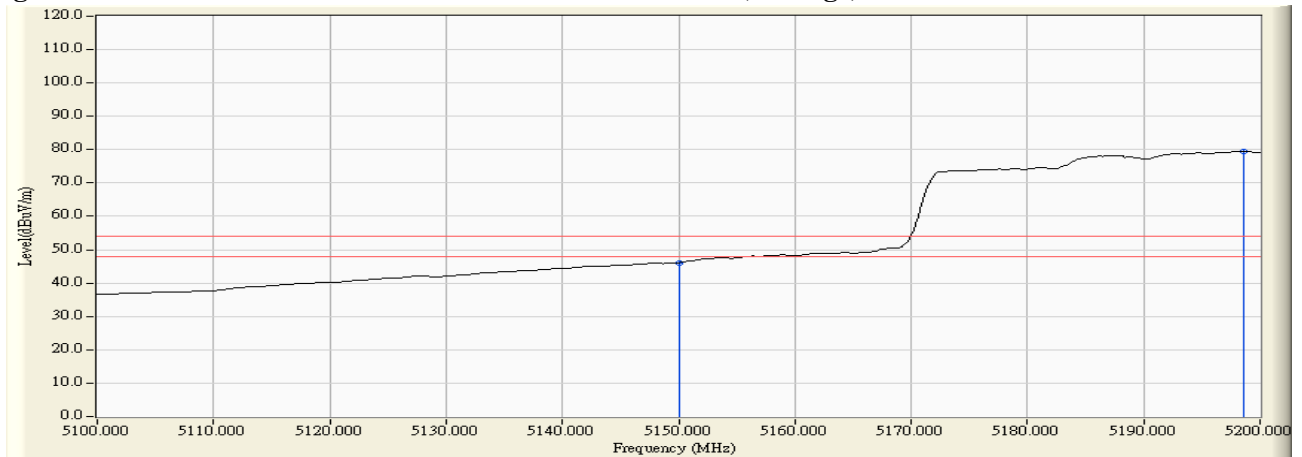
**RF Radiated Measurement (Horizontal):**

Channel No.	Frequency (MHz)	Correct Factor (dB)	Reading Level (dBuV)	Emission Level (dBuV/m)	Peak Limit (dBuV/m)	Average Limit (dBuV/m)	Result
42 (Peak)	5149.400	2.799	59.417	62.215	74.00	54.00	Pass
42 (Peak)	5150.000	2.796	57.467	60.263	74.00	54.00	Pass
42 (Peak)	5198.000	2.637	89.304	91.941	--	--	--
42 (Average)	5150.000	2.796	43.337	46.133	74.00	54.00	Pass
42 (Average)	5198.600	2.635	76.804	79.439	--	--	--

**Figure Channel 42: Horizontal (Peak)**



**Figure Channel 42: Horizontal (Average)**



**Note:**

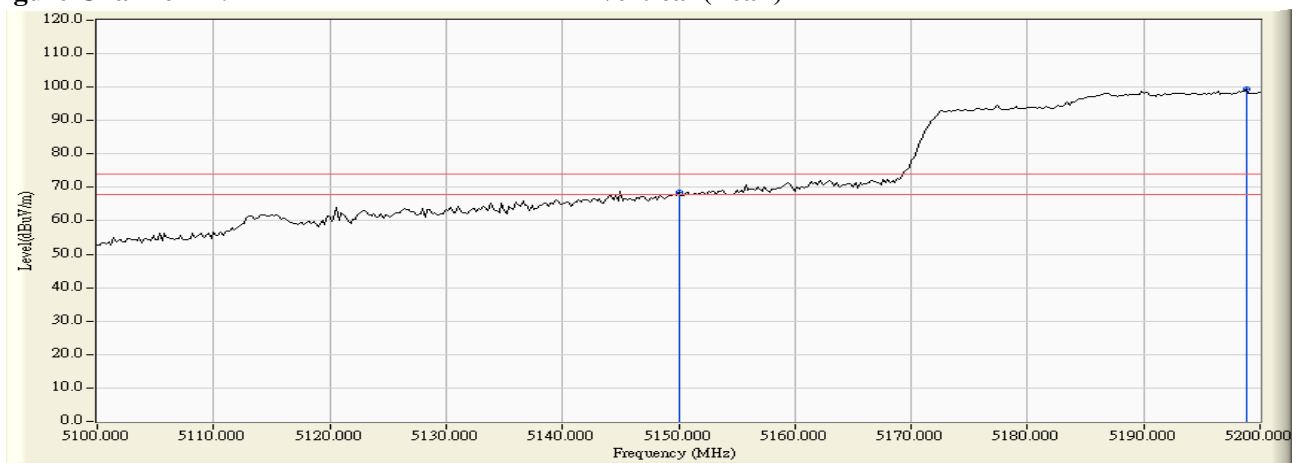
1. All readings above 1GHz are performed with peak and/or average measurements as necessary.
2. Peak measurements: RBW = 1MHz, VBW = 3 MHz, Sweep: Auto.
3. Average measurements: RBW = 1MHz, VBW = 10 Hz, Sweep: Auto.
4. “ \* ”, means this data is the worst emission level.
5. Measurement Level = Reading Level + Correct Factor.
6. The average measurement was not performed when the peak measured data under the limit of average detection.

Product : Intel® Dual Band Wireless-AC 3160  
 Test Item : Band Edge Data  
 Test Site : No.3 OATS  
 Test Mode : Mode 6: Transmit (802.11ac-80BW)-Channel 42

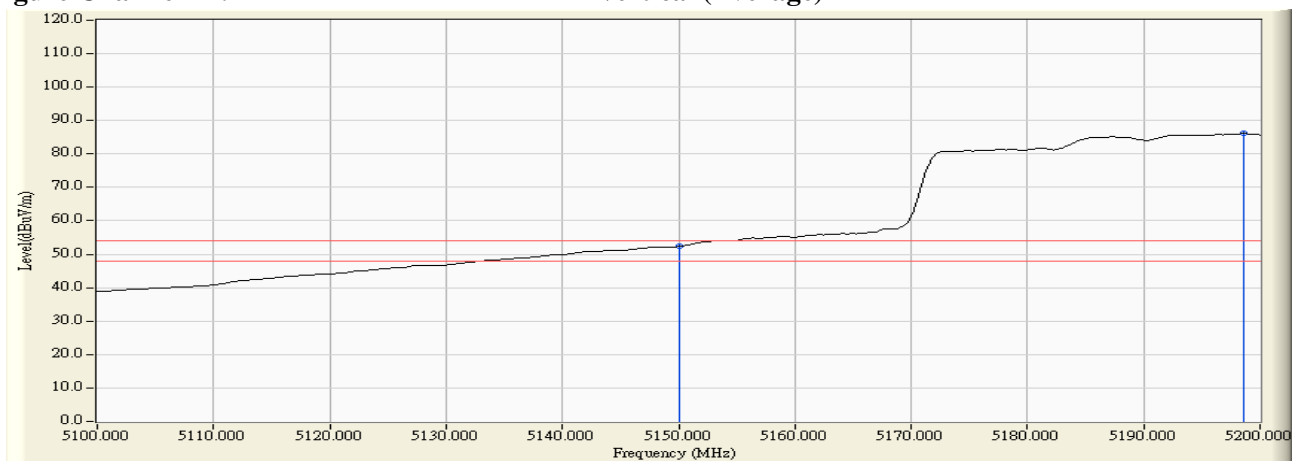
**RF Radiated Measurement (Vertical):**

Channel No.	Frequency (MHz)	Correct Factor (dB)	Reading Level (dBuV)	Emission Level (dBuV/m)	Peak Limit (dBuV/m)	Average Limit (dBuV/m)	Result
42 (Peak)	5150.000	3.331	65.343	68.675	74.00	54.00	Pass
42 (Peak)	5198.800	3.564	95.970	99.534	--	--	--
42 (Average)	5150.000	3.331	49.081	52.413	74.00	54.00	Pass
42 (Average)	5198.600	3.562	82.587	86.150	--	--	--

**Figure Channel 42: Vertical (Peak)**



**Figure Channel 42: Vertical (Average)**



**Note:**

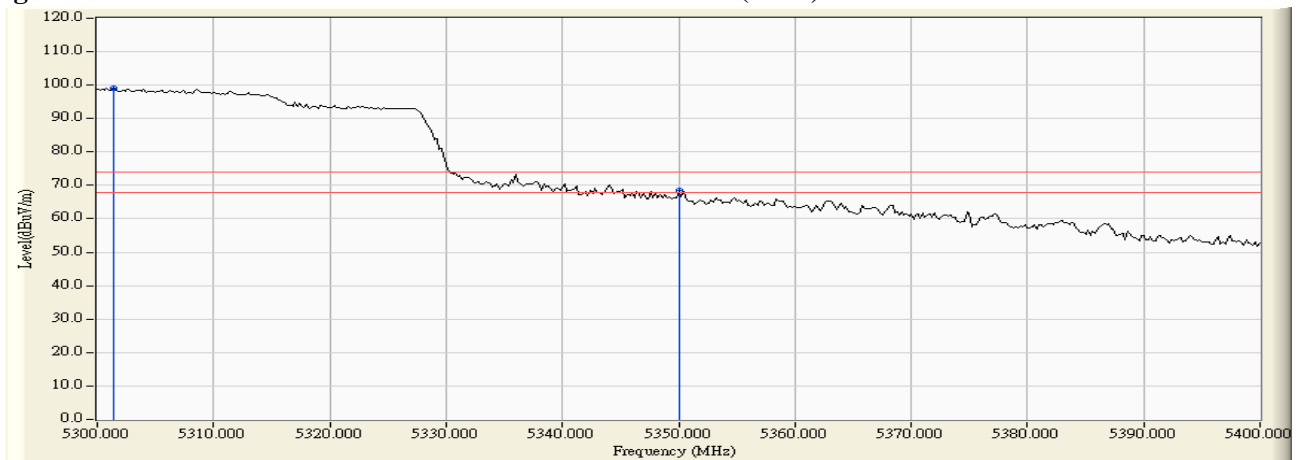
1. All readings above 1GHz are performed with peak and/or average measurements as necessary.
2. Peak measurements: RBW = 1MHz, VBW = 3 MHz, Sweep: Auto.
3. Average measurements: RBW = 1MHz, VBW = 10 Hz, Sweep: Auto.
4. “ \* ”, means this data is the worst emission level.
5. Measurement Level = Reading Level + Correct Factor.
6. The average measurement was not performed when the peak measured data under the limit of average detection.

Product : Intel® Dual Band Wireless-AC 3160  
 Test Item : Band Edge Data  
 Test Site : No.3 OATS  
 Test Mode : Mode 6: Transmit (802.11ac-80BW)-Channel 58

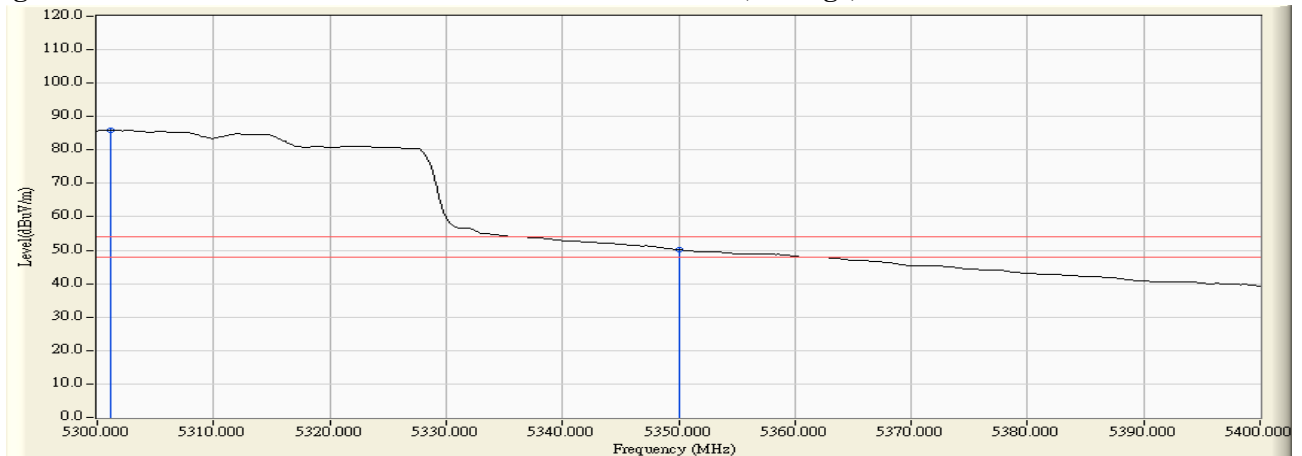
**RF Radiated Measurement (Horizontal):**

Channel No.	Frequency (MHz)	Correct Factor (dB)	Reading Level (dBuV)	Emission Level (dBuV/m)	Peak Limit (dBuV/m)	Average Limit (dBuV/m)	Result
58 (Peak)	5301.400	3.679	95.361	99.039	--	--	--
58 (Peak)	5350.000	3.575	65.020	68.595	74.00	54.00	Pass
58 (Average)	5301.200	3.678	82.333	86.012	--	--	--
58 (Average)	5350.000	3.575	46.541	50.116	74.00	54.00	Pass

**Figure Channel 58: Horizontal (Peak)**



**Figure Channel 58: Horizontal (Average)**



**Note:**

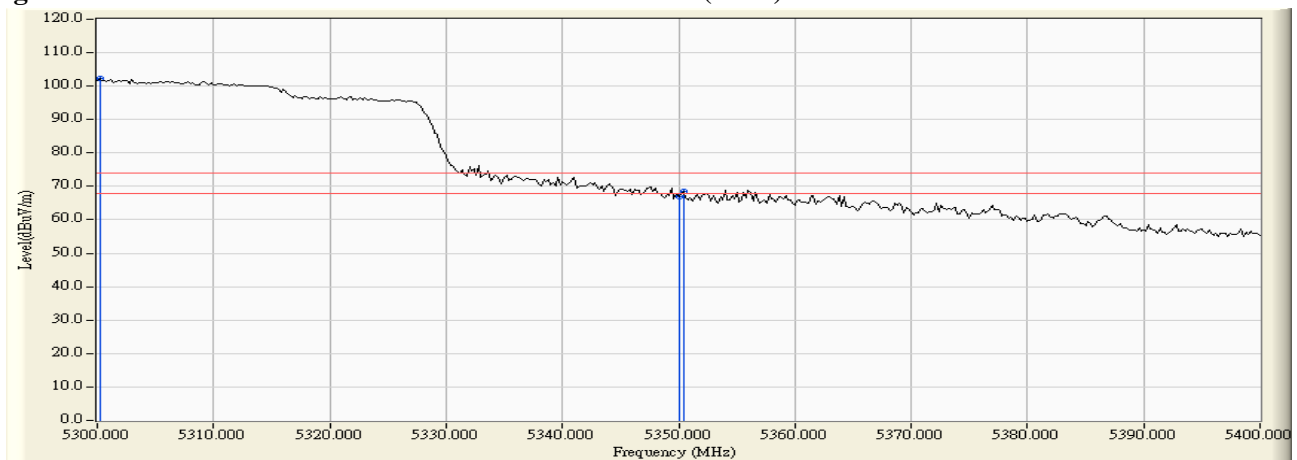
1. All readings above 1GHz are performed with peak and/or average measurements as necessary.
2. Peak measurements: RBW = 1MHz, VBW = 3 MHz, Sweep: Auto.
3. Average measurements: RBW = 1MHz, VBW = 10 Hz, Sweep: Auto.
4. “ \* ”, means this data is the worst emission level.
5. Measurement Level = Reading Level + Correct Factor.
6. The average measurement was not performed when the peak measured data under the limit of average detection.

Product : Intel® Dual Band Wireless-AC 3160  
 Test Item : Band Edge Data  
 Test Site : No.3 OATS  
 Test Mode : Mode 6: Transmit (802.11ac-80BW)-Channel 58

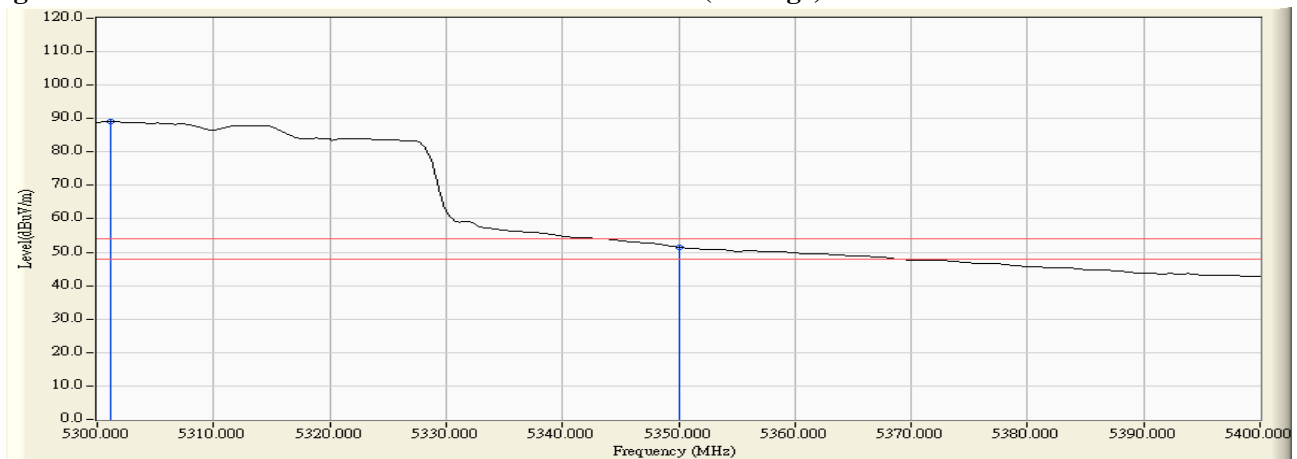
**RF Radiated Measurement (Vertical):**

Channel No.	Frequency (MHz)	Correct Factor (dB)	Reading Level (dBuV)	Emission Level (dBuV/m)	Peak Limit (dBuV/m)	Average Limit (dBuV/m)	Result
58 (Peak)	5300.200	3.869	98.582	102.451	--	--	--
58 (Peak)	5350.000	3.900	63.171	67.071	74.00	54.00	Pass
58 (Peak)	5350.400	3.900	64.711	68.611	74.00	54.00	Pass
58 (Average)	5301.200	3.871	85.330	89.201	--	--	--
58 (Average)	5350.000	3.900	47.617	51.517	74.00	54.00	Pass

**Figure Channel 58: Vertical (Peak)**



**Figure Channel 58: Vertical (Average)**



**Note:**

1. All readings above 1GHz are performed with peak and/or average measurements as necessary.
2. Peak measurements: RBW = 1MHz, VBW = 3 MHz, Sweep: Auto.
3. Average measurements: RBW = 1MHz, VBW = 10 Hz, Sweep: Auto.
4. “ \* ”, means this data is the worst emission level.
5. Measurement Level = Reading Level + Correct Factor.
6. The average measurement was not performed when the peak measured data under the limit of average detection.

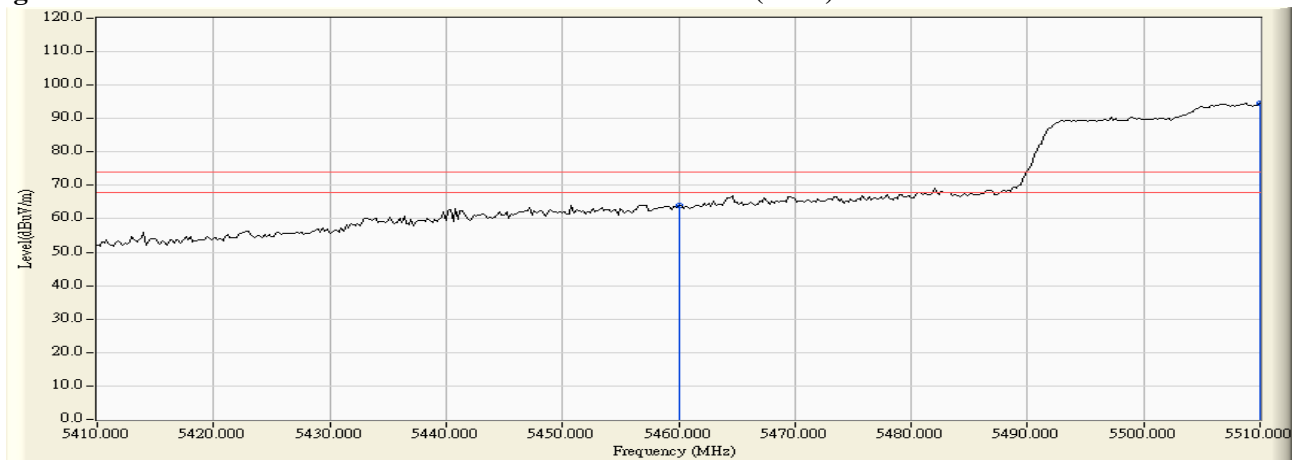


Product : Intel® Dual Band Wireless-AC 3160  
 Test Item : Band Edge Data  
 Test Site : No.3 OATS  
 Test Mode : Mode 6: Transmit (802.11ac-80BW)-Channel 106

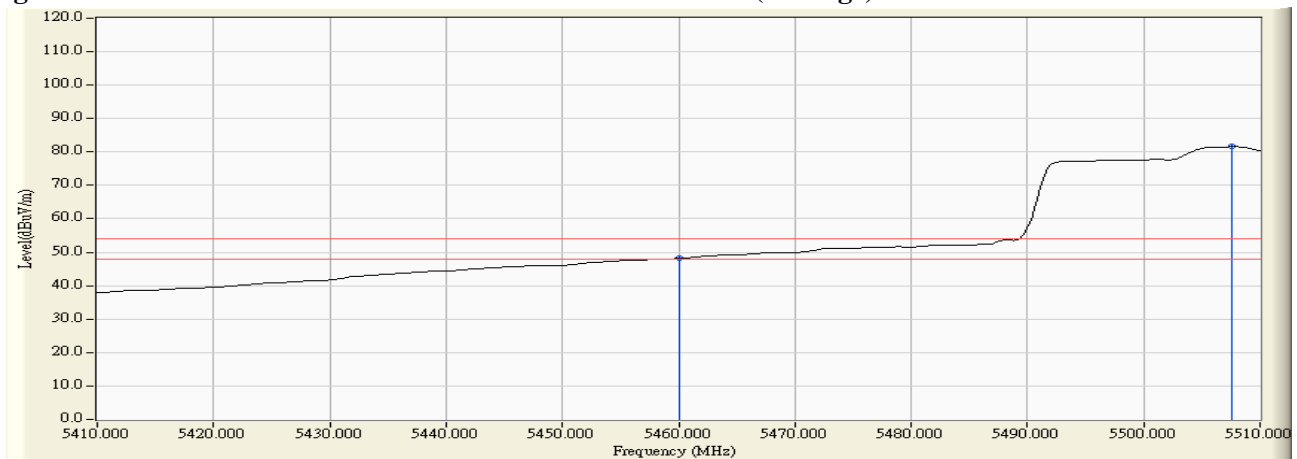
**RF Radiated Measurement (Horizontal):**

Channel No.	Frequency (MHz)	Correct Factor (dB)	Reading Level (dBUV)	Emission Level (dBUV/m)	Peak Limit (dBUV/m)	Average Limit (dBUV/m)	Result
106 (Peak)	5460.000	3.775	60.396	64.171	74.00	54.00	Pass
106 (Peak)	5510.000	4.542	89.947	94.489	--	--	--
106 (Average)	5460.000	3.775	44.420	48.195	74.00	54.00	Pass
106 (Average)	5507.600	4.544	77.080	81.624	--	--	--

**Figure Channel 106: Horizontal (Peak)**



**Figure Channel 106: Horizontal (Average)**



**Note:**

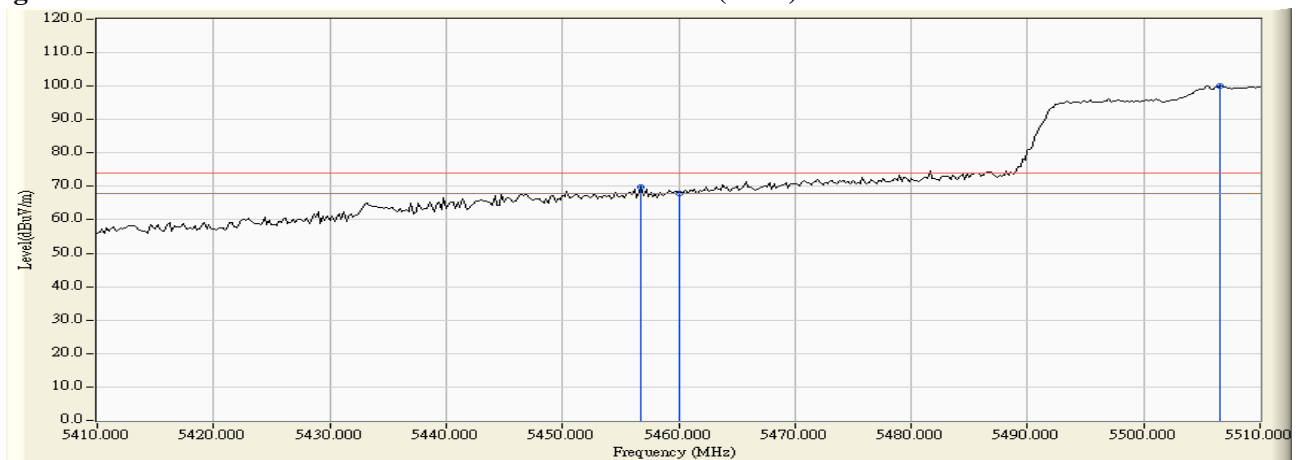
1. All readings above 1GHz are performed with peak and/or average measurements as necessary.
2. Peak measurements: RBW = 1MHz, VBW = 3 MHz, Sweep: Auto.
3. Average measurements: RBW = 1MHz, VBW = 10 Hz, Sweep: Auto.
4. “ \* ”, means this data is the worst emission level.
5. Measurement Level = Reading Level + Correct Factor.
6. The average measurement was not performed when the peak measured data under the limit of average detection.

Product : Intel® Dual Band Wireless-AC 3160  
 Test Item : Band Edge Data  
 Test Site : No.3 OATS  
 Test Mode : Mode 6: Transmit (802.11ac-80BW)-Channel 106

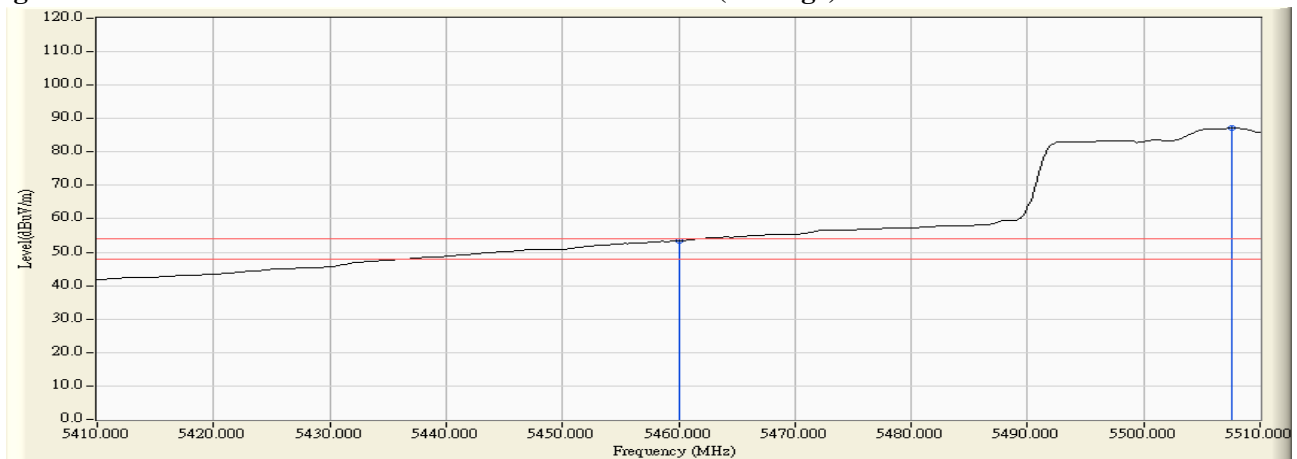
**RF Radiated Measurement (Vertical):**

Channel No.	Frequency (MHz)	Correct Factor (dB)	Reading Level (dBuV)	Emission Level (dBuV/m)	Peak Limit (dBuV/m)	Average Limit (dBuV/m)	Result
106 (Peak)	5456.800	3.888	65.851	69.740	--	--	--
106 (Peak)	5460.000	3.934	63.954	67.889	74.00	54.00	Pass
106 (Peak)	5506.600	4.511	95.662	100.173	--	--	--
106 (Average)	5460.000	3.934	49.462	53.397	74.00	54.00	Pass
106 (Average)	5507.600	4.511	82.595	87.106	--	--	--

**Figure Channel 106: Vertical (Peak)**



**Figure Channel 106: Vertical (Average)**



**Note:**

1. All readings above 1GHz are performed with peak and/or average measurements as necessary.
2. Peak measurements: RBW = 1MHz, VBW = 3 MHz, Sweep: Auto.
3. Average measurements: RBW = 1MHz, VBW = 10 Hz, Sweep: Auto.
4. “ \* ”, means this data is the worst emission level.
5. Measurement Level = Reading Level + Correct Factor.
6. The average measurement was not performed when the peak measured data under the limit of average detection.

Product : Intel® Dual Band Wireless-AC 3160  
 Test Item : Band Edge Data  
 Test Site : No.3 OATS  
 Test Mode : Mode 6: Transmit (802.11ac-80BW)-Channel 106

**RF Radiated Measurement:**

	Frequency (MHz)	Correct Factor (dB)	Reading Level (dBm)	Measure Level (dBm/m)	Margin (dB)	Limit (dBm/m)	Result
Horizontal	5470.000	13.958	-68.380	-54.422	-27.422	-27.000	Pass

	Frequency (MHz)	Correct Factor (dB)	Reading Level (dBm)	Measure Level (dBm/m)	Margin (dB)	Limit (dBm/m)	Result
Vertical	5470.000	14.324	-68.380	-54.056	-27.056	-27.000	Pass

Product : Intel® Dual Band Wireless-AC 3160  
 Test Item : Band Edge Data  
 Test Site : No.3 OATS  
 Test Mode : Mode 6: Transmit (802.11ac-80BW)-Channel 138

**RF Radiated Measurement:**

	Frequency (MHz)	Correct Factor (dB)	Reading Level (dBm)	Measure Level (dBm/m)	Margin (dB)	Limit (dBm/m)	Result
Horizontal	5725.000	12.135	-68.265	-56.130	-29.130	-27.000	Pass

	Frequency (MHz)	Correct Factor (dB)	Reading Level (dBm)	Measure Level (dBm/m)	Margin (dB)	Limit (dBm/m)	Result
Vertical	5725.000	12.243	-70.463	-58.220	-31.220	-27.000	Pass

**5. EMI Reduction Method During Compliance Testing**

No modification was made during testing.

Attachment 1: EUT Test Photographs

Attachment 2: EUT Detailed Photographs