






Intel® Model: 11000D2W 



TA: XXXXXX-XXX
Made in XXXXXX


CE 1856 

MSIP-CRM-INT-11000NGW


  003-XXXXXX
5.15-5.35 GHz
Indoor use only
 DXXXXXXXXX

FCC ID: PD911000D2
IC: 1000M-11000D2






IFCON 

Intel® Model: 11000D2W LC 


TA: XXXXXX-XXX
Made in XXXXXX

CE 1856 

MSIP-CRM-INT-11000GW

    000-XXXXXX
5.15-5.35 GHz
Indoor use only
01XXXXXXXXXX

FCC ID: PD911000D2
IC: 1000M-11000D2



IFCON 