

PHOTOGRAPHS OF THE TEST CONFIGURATION

Conducted Emission Test

Mode A, C




Conducted Emission Test
Mode B, D




Radiated Emission Test (Above 1GHz)
Mode A, C (X-plane)



Radiated Emission Test (Below 1GHz)
Mode A, C (X-plane)




Mode B, D (X-plane)



DFS

Test results demonstrating Master links with Client on a test frequency.

For Master setup



For Slave without radar detection setup

