

# Nile Global Inc.

## Wireless AP

### NWA1000

#### Product Specification

Product dimensions	245mm x 245mm x 50mm (exclude universal mounting kit)
Product weights	1.75kg
Radio frequency	One Wi-Fi 2.4GHz One Wi-Fi 5GHz One Wi-Fi 2.4/5GHz(scanning) One Bluetooth 2.4GHz
Operation frequency 2.4GHz 5GHz Bluetooth low energy(V4.1)	2.4G : 2412 ~ 2462MHz 5G Band 1 : 5180 ~ 5240MHz 5G Band 4 : 5745 ~ 5825MHz BT : 2402 ~ 2480MHz
Networking interface	Two 5G mGig Ethernet ports
Antenna Gain	Wi-Fi 2.4GHz band : 4.6 dBi (Omni) Wi-Fi 5GHz band: 5 dBi (Omni) Dual band Wi-Fi(2.4/5GHz): 4.6/5dBi (Omni) BLE: 4.4dBi (Omni)
Max power consumption	35watts
Max Tx Power	FCC: Wi-Fi 2.4GHz band: 627.338mW Wi-Fi 5GHz band: 5180-5240 MHz: 477.372 mW 5745-5825 MHz: 585.520 mW BLE: 6.637 mW IC: Wi-Fi 2.4GHz band: 627.338mW Wi-Fi 5GHz band: 5180-5240 MHz: 57.687 mW 5745-5825 MHz: 585.520 mW BLE: 6.637 mW

# Nile Global Inc.


Power source	DC power: 12V/3.5A power adapter Power over Ethernet(PoE): 802.3bt
Mounting mode	Ceiling,
Operation temperature	0 ~ 45 C
Operation humidity	5 – 95% Noncondensing
Altitude	10,000ft (3,048m)

# Nile Global Inc.

Installation Guide


Installation of ceiling plate + AP on T-bar (9/16" & 15/16")

**Step1. Align T-bar with ceiling plate**




**Note: The picture is for reference**

**Step2. Slide ceiling plate/ AP together until T-bar under slots of ceiling plate.**



**The slot of ceiling plate.**

**Step2. Slide ceiling plate/ AP together until T-bar under slots of ceiling plate.**





**The slot of ceiling plate.**


# Nile Global Inc.

Uninstallation of ceiling plate + AP from T-bar (9/16" & 15/16")

**Step1. Press the lock plunger and move bracket B left to unlock it.**



**Step2. Slide ceiling plate/ AP together from slots of ceiling plate.**




# Nile Global Inc.

## Installation of RJ45 cable on ceiling plate

**Step1. plug cable into RJ45 of AP.**



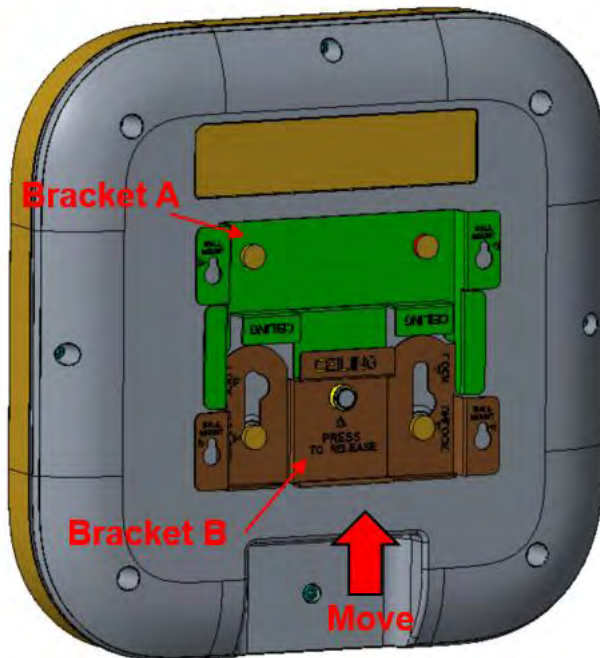
**Step2. put cable into cable slot of ceiling plate.**



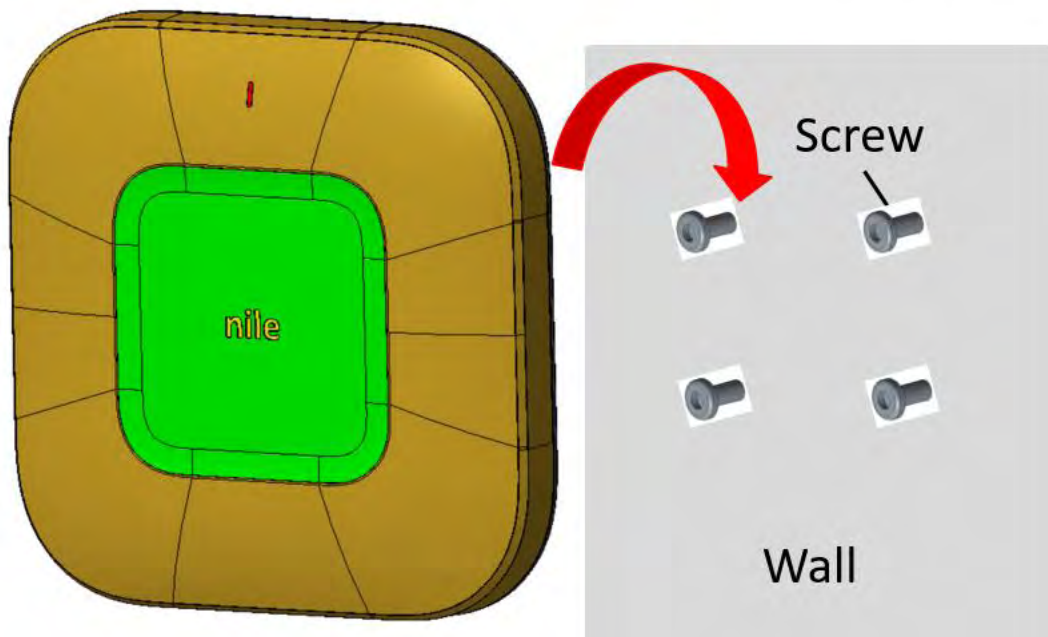
# Nile Global Inc.

## Installation of ceiling plate + AP on wall mount

**Step1. Move bracket B to lock it with bracket A**



**Step2. Hang the product/ceiling plate together on the wall.**



# Nile Global Inc.

## Regulatory Compliance Information:

### Safety Notice

- . Please use CSA/UL Certification Approval & LPS's External Power Adaptor.
- . Please connect with CSA/UL Certification Approval & LPS's DC Source.
- . NWA1000 is indoor use Wireless AP.
- . There is a risk of fire if the battery is replaced with an incorrect type.

# Nile Global Inc.

## FCC Requirement for Operation in the United States of America:

This device complies with Part 15 of the FCC Rules. Operation is subject to the following two conditions: (1) this device may not cause harmful interference, and (2) this device must accept any interference received, including interference that may cause undesired operation.

### Guideline for Human Exposure

This equipment complies with FCC radiation exposure limits set forth for an uncontrolled environment. This equipment should be installed and operated with minimum distance 31 cm between the radiator & your body.

This device complies with Part 15 of the FCC Rules. Operation is subject to the following two conditions: (1) This device may not cause harmful interference, and (2) this device must accept any interference received, including interference that may cause undesired operation.

This equipment has been tested and found to comply with the limits for a Class B digital device, pursuant to Part 15 of the FCC Rules. These limits are designed to provide reasonable protection against harmful interference in a residential installation. This equipment generates, uses and can radiate radio frequency energy and, if not installed and used in accordance with the instructions, may cause harmful interference to radio communications. However, there is no guarantee that interference will not occur in a particular installation. If this equipment does cause harmful interference to radio or television reception, which can be determined by turning the equipment off and on, the user is encouraged to try to correct the interference by one of the following measures:

- Reorient or relocate the receiving antenna.
- Increase the separation between the equipment and receiver.
- Connect the equipment into an outlet on a circuit different from that to which the receiver is connected.
- Consult the dealer or an experienced radio/TV technician for help.

#### FCC Caution

- Any changes or modifications not expressly approved by the party responsible for compliance could void the user's authority to operate this equipment.
- This transmitter must not be co-located or operating in conjunction with any other antenna or transmitter.
- For operation within 5.15 ~ 5.25GHz / 5.47 ~5.725GHz frequency range, it is restricted to indoor environment.

### Industry Canada statement

This device complies with ISSED's licence-exempt RSSs. Operation is subject to the following two conditions: (1) This device may not cause harmful interference, and (2) this device must accept any interference received, including interference that may cause undesired operation.

Le présent appareil est conforme aux CNR d' ISSED applicables aux appareils radio



# Nile Global Inc.

exempts de licence. L'exploitation est autorisée aux deux conditions suivantes : (1) le dispositif ne doit pas produire de brouillage préjudiciable, et (2) ce dispositif doit accepter tout brouillage reçu, y compris un brouillage susceptible de provoquer un fonctionnement indésirable.

## **Caution :**

(i) the device for operation in the band 5150-5250 MHz is only for indoor use to reduce the potential for harmful interference to co-channel mobile satellite systems;

(ii) where applicable, antenna type(s), antenna models(s), and worst-case tilt angle(s) necessary to remain compliant with the e.i.r.p. elevation mask requirement set forth in section 6.2.2.3 shall be clearly indicated.

## **Avertissement:**

(i) les dispositifs fonctionnant dans la bande 5150-5250 MHz sont réservés uniquement pour une utilisation à l'intérieur afin de réduire les risques de brouillage préjudiciable aux systèmes de satellites mobiles utilisant les mêmes canaux;

(ii) lorsqu'il y a lieu, les types d'antennes (s'il y en a plusieurs), les numéros de modèle de l'antenne et les pires angles d'inclinaison nécessaires pour rester conforme à l'exigence de la p.i.r.e. applicable au masque d'élévation, énoncée à la section 6.2.2.3, doivent être clairement indiqués.

## **Radiation Exposure Statement:**

This equipment complies with ISED radiation exposure limits set forth for an uncontrolled environment. This equipment should be installed and operated with greater than 38cm between the radiator & your body.

## **Déclaration d'exposition aux radiations:**

Cet équipement est conforme aux limites d'exposition aux rayonnements ISED établies pour un environnement non contrôlé. Cet équipement doit être installé et utilisé à plus de 38 cm entre le radiateur et votre corps.