



RADIO TEST REPORT

FCC ID : PD5-CBW151AXM
Equipment : Cisco Business 151AXM Mesh Extender
Brand Name : CISCO
Model Name : CBW151AXM
Applicant : Delta Electronics, Inc.
31-1, Shien Pan Rd., Kuei San Industrial Zone,
Taoyuan City 333, Taiwan
Manufacturer : Delta Electronics, Inc.
31-1, Shien Pan Rd., Kuei San Industrial Zone,
Taoyuan City 333, Taiwan
Standard : 47 CFR FCC Part 15.247

The product was received on Aug. 30, 2021, and testing was started from Sep. 17, 2021 and completed on Nov. 25, 2021. We, Sporton International Inc. Hsinchu Laboratory, would like to declare that the tested sample has been evaluated in accordance with the procedures given in ANSI C63.10-2013 and shown compliance with the applicable technical standards.

The test results in this report apply exclusively to the tested model / sample. Without written approval of Sporton International Inc. Hsinchu Laboratory, the test report shall not be reproduced except in full.

Approved by: Sam Chen

Sporton International Inc. Hsinchu Laboratory

No.8, Ln. 724, Bo'ai St., Zhubei City, Hsinchu County 302010, Taiwan (R.O.C.)



Table of Contents

History of this test report.....3

Summary of Test Result.....4

1 General Description5

1.1 Information.....5

1.2 Applicable Standards9

1.3 Testing Location Information.....9

1.4 Measurement Uncertainty10

2 Test Configuration of EUT11

2.1 Test Channel Mode11

2.2 The Worst Case Measurement Configuration.....13

2.3 EUT Operation during Test14

2.4 Accessories14

2.5 Support Equipment.....15

2.6 Test Setup Diagram16

3 Transmitter Test Result18

3.1 AC Power-line Conducted Emissions18

3.2 DTS Bandwidth20

3.3 Maximum Conducted Output Power21

3.4 Power Spectral Density24

3.5 Emissions in Non-restricted Frequency Bands26

3.6 Emissions in Restricted Frequency Bands.....27

4 Test Equipment and Calibration Data32

Appendix A. Test Results of AC Power-line Conducted Emissions

Appendix B. Test Results of DTS Bandwidth

Appendix C. Test Results of Maximum Conducted Output Power

Appendix D. Test Results of Power Spectral Density

Appendix E. Test Results of Emissions in Non-restricted Frequency Bands

Appendix F. Test Results of Emissions in Restricted Frequency Bands

Appendix G. Test Results of Radiated Emission Co-location

Appendix H. Test Photos

Photographs of EUT v01



Summary of Test Result

Report Clause	Ref Std. Clause	Test Items	Result (PASS/FAIL)	Remark
1.1.2	15.203	Antenna Requirement	PASS	-
3.1	15.207	AC Power-line Conducted Emissions	PASS	-
3.2	15.247(a)	DTS Bandwidth	PASS	-
3.3	15.247(b)	Maximum Conducted Output Power	PASS	-
3.4	15.247(e)	Power Spectral Density	PASS	-
3.5	15.247(d)	Emissions in Non-restricted Frequency Bands	PASS	-
3.6	15.247(d)	Emissions in Restricted Frequency Bands	PASS	-

Declaration of Conformity:

The test results with all measurement uncertainty excluded are presented in accordance with the regulation limits or requirements declared by manufacturers.

Comments and Explanations:

1. The test configuration, test mode and test software were written in this test report are declared by the manufacturer.
2. The declared of product specification for EUT presented in the report are provided by the manufacturer, and the manufacturer takes all the responsibilities for the accuracy of product specification.

Reviewed by: **Sam Chen**

Report Producer: **Penny Kao**



1 General Description

1.1 Information

1.1.1 RF General Information

Frequency Range (MHz)	IEEE Std. 802.11	Ch. Frequency (MHz)	Channel Number
2400-2483.5	b, g, n (HT20), VHT20, ax (HEW20)	2412-2462	1-11 [11]
2400-2483.5	n (HT40), VHT40, ax (HEW40)	2422-2452	3-9 [7]

Band	Mode	BWch (MHz)	Nant
2.4-2.4835GHz	802.11b	20	2TX
2.4-2.4835GHz	802.11g	20	2TX
2.4-2.4835GHz	802.11n HT20	20	2TX
2.4-2.4835GHz	802.11n HT20-BF	20	2TX
2.4-2.4835GHz	VHT20	20	2TX
2.4-2.4835GHz	VHT20-BF	20	2TX
2.4-2.4835GHz	802.11ax HEW20	20	2TX
2.4-2.4835GHz	802.11ax HEW20-BF	20	2TX
2.4-2.4835GHz	802.11n HT40	40	2TX
2.4-2.4835GHz	802.11n HT40-BF	40	2TX
2.4-2.4835GHz	VHT40	40	2TX
2.4-2.4835GHz	VHT40-BF	40	2TX
2.4-2.4835GHz	802.11ax HEW40	40	2TX
2.4-2.4835GHz	802.11ax HEW40-BF	40	2TX

Note:

- ♦ 11b mode uses a combination of DSSS-DBPSK, DQPSK, CCK modulation.
- ♦ 11g, HT20 and HT40 use a combination of OFDM-BPSK, QPSK, 16QAM, 64QAM modulation.
- ♦ VHT20, VHT40 use a combination of OFDM-BPSK, QPSK, 16QAM, 64QAM, 256QAM modulation.
- ♦ HEW20, HEW40 use a combination of OFDMA-BPSK, QPSK, 16QAM, 64QAM, 256QAM, 1024QAM modulation.
- ♦ BWch is the nominal channel bandwidth.



1.1.2 Antenna Information

Ant.	2.4GHz Port	5GHz Port	Bluetooth Port	Brand Name	Model Name	Antenna Type	Connector	Gain (dBi)
1	1	1	-	Delta	0990262317	Mental PIFA	I-PEX	Note 1
2	2	2	-	Delta	0990262417	Mental PIFA	I-PEX	
3	-	-	3	Delta	0990262517	Mental PIFA	I-PEX	

Note 1:

Ant.	Gain (dBi)					
	2.4GHz	UNII 1	UNII 2A	UNII 2C	UNII 3	Bluetooth
1	3.2	4.9	4.9	4.1	4.8	-
2	3.3	4.1	4.1	4.2	4.0	-
3	-	-	-	-	-	2.1

Note 2: The above information was declared by manufacturer.

Note 3: The EUT has three antennas.

Note 4: Directional gain information

	Maximum Output Power	Power Spectral Density
Non-BF	Directional gain = Max.gain + array gain. For power measurements on IEEE 802.11 devices Array Gain = 0 dB (i.e., no array gain) for N ANT ≤ 4	$DirectionalGain = 10 \cdot \log \left[\frac{\sum_{j=1}^{N_{SS}} \left\{ \sum_{k=1}^{N_{ANT}} g_{j,k} \right\}^2}{N_{ANT}} \right]$
BF	$DirectionalGain = 10 \cdot \log \left[\frac{\sum_{j=1}^{N_{SS}} \left\{ \sum_{k=1}^{N_{ANT}} g_{j,k} \right\}^2}{N_{ANT}} \right]$	$DirectionalGain = 10 \cdot \log \left[\frac{\sum_{j=1}^{N_{SS}} \left\{ \sum_{k=1}^{N_{ANT}} g_{j,k} \right\}^2}{N_{ANT}} \right]$



Ex.

Directional Gain (NSS1) formula :

$$DirectionalGain = 10 \cdot \log \left[\frac{\sum_{j=1}^{N_{ANT}} \left\{ \sum_{k=1}^{N_{ANT}} g_{j,k} \right\}^2}{N_{ANT}} \right]$$

$$NSS1(g1,1) = 10^{G1/20} ; NSS1(g1,2) = 10^{G2/20} \quad g_{j,k} = (NSS1(g1,1) + NSS1(g1,2))^2$$

$$DG = 10 \log[(NSS1(g1,1) + NSS1(g1,2))^2 / N_{ANT}] \Rightarrow 10 \log[(10^{G1/20} + 10^{G2/20})^2 / N_{ANT}]$$

Where ;

G1 = Ant 1 Gain ; G2 = Ant 2 Gain

2.4GHz DG = 6.26 dBi

5 GHz UNII 1 DG = 7.52 dBi

5 GHz UNII 2A DG = 7.52 dBi

5 GHz UNII 2C DG = 7.16 dBi

5 GHz UNII 3 DG = 7.42 dBi

For 2.4GHz function:

For IEEE 802.11 b/g/n/VHT/ax mode (2TX/2RX)

Port 1 and Port 2 can be used as transmitting/receiving antenna.

Port 1 and Port 2 could transmit/receive simultaneously.

For 5GHz function:

For IEEE 802.11a/n/ac/ax mode (2TX/2RX)

Port 1 and Port 2 can be used as transmitting/receiving antenna.

Port 1 and Port 2 could transmit/receive simultaneously.

For bluetooth function:

For bluetooth (1TX/1RX)

Only Port 3 can be used as transmitting/receiving antenna.



1.1.3 Duty Cycle

Mode	DC	DCF(dB)	T(s)	VBW(Hz) ≥ 1/T
802.11b	0.915	0.39	1.441m	1k
802.11g	0.989	0.05	n/a (DC>=0.98)	n/a (DC>=0.98)
802.11ax HEW20	0.986	0.06	n/a (DC>=0.98)	n/a (DC>=0.98)
802.11ax HEW40	0.972	0.12	885.625u	3k

Note:

- ◆ DC is Duty Cycle.
- ◆ DCF is Duty Cycle Factor.

1.1.4 EUT Operational Condition

EUT Power Type	From Internal Power Supply			
Beamforming Function	<input checked="" type="checkbox"/>	With beamforming	<input type="checkbox"/>	Without beamforming
	The product has beamforming function for 11n/VHT/ax in 2.4GHz and 11n/ac/ax in 5GHz.			
Function	<input checked="" type="checkbox"/>	Point-to-multipoint	<input type="checkbox"/>	Point-to-point
Test Software Version	Tera Term [Version 4.75 [SVN# 5014]]			

Note: The above information was declared by manufacturer.

1.1.5 Table for EUT supports functions

Function
AP
Mesh

Note 1: After evaluating, AP was selected to test and record in the report.

Note 2: The above information was declared by manufacturer.



1.2 Applicable Standards

According to the specifications of the manufacturer, the EUT must comply with the requirements of the following standards:

- ◆ 47 CFR FCC Part 15.247
- ◆ ANSI C63.10-2013

The following reference test guidance is not within the scope of accreditation of TAF.

- ◆ FCC KDB 558074 D01 v05r02
- ◆ FCC KDB 662911 D01 v02r01
- ◆ FCC KDB 414788 D01 v01r01

1.3 Testing Location Information

Testing Location Information	
Test Lab. : Sporton International Inc. Hsinchu Laboratory	
Hsinchu (TAF: 3787)	ADD: No.8, Ln. 724, Bo'ai St., Zhubei City, Hsinchu County 302010, Taiwan (R.O.C.) TEL: 886-3-656-9065 FAX: 886-3-656-9085 Test site Designation No. TW3787 with FCC. Conformity Assessment Body Identifier (CABID) TW3787 with ISED.

Test Condition	Test Site No.	Test Engineer	Test Environment (°C / %)	Test Date
RF Conducted	TH03-CB	Paul Chen	22.4-22.8 / 74-77	Sep. 17, 2021~ Nov. 11, 2021
RF Conducted (CTX Below 1GHz)	TH03-CB	Paul Chen	22.4~23.7 / 56~57	Nov. 25, 2021
Radiated below 1GHz	03CH05-CB	Eason Chen	23.5-24.6 / 55-59	Sep. 25, 2021~ Nov. 16, 2021
Radiated above 1GHz (for other test)	03CH03-CB	Eason Chen	24.4-25.5 / 55-58	Sep. 25, 2021~ Nov. 16, 2021
Radiated above 1GHz (for co-locatio)	03CH05-CB	Eason Chen	23.5-24.6 / 55-59	Sep. 25, 2021~ Nov. 16, 2021
AC Conduction	CO01-CB	Joe Chu	22~24 / 55~57	Nov. 17, 2021



1.4 Measurement Uncertainty

ISO/IEC 17025 requires that an estimate of the measurement uncertainties associated with the emissions test results be included in the report. The measurement uncertainties given below are based on a 95% confidence level (based on a coverage factor (k=2))

Test Items	Uncertainty	Remark
Conducted Emission (150kHz ~ 30MHz)	2.0 dB	Confidence levels of 95%
Radiated Emission (9kHz ~ 30MHz)	4.2 dB	Confidence levels of 95%
Radiated Emission (30MHz ~ 1,000MHz)	5.5 dB	Confidence levels of 95%
Radiated Emission (1GHz ~ 18GHz)	4.7 dB	Confidence levels of 95%
Radiated Emission (18GHz ~ 40GHz)	4.2 dB	Confidence levels of 95%
Conducted Emission	2.5 dB	Confidence levels of 95%
Output Power Measurement	1.3 dB	Confidence levels of 95%
Power Density Measurement	2.5 dB	Confidence levels of 95%
Bandwidth Measurement	0.9%	Confidence levels of 95%



2 Test Configuration of EUT

2.1 Test Channel Mode

For Non beamforming mode

Mode	Power Setting
802.11b_Nss1,(1Mbps)_2TX	-
2412MHz	16
2417MHz	
2437MHz	16
2457MHz	
2462MHz	16
802.11g_Nss1,(6Mbps)_2TX	-
2412MHz	15
2417MHz	
2437MHz	16
2457MHz	
2462MHz	15
802.11ax HEW20_Nss1,(MCS0)_2TX	-
2412MHz	13
2417MHz	15
2437MHz	16
2457MHz	15
2462MHz	14
802.11ax HEW40_Nss1,(MCS0)_2TX	-
2422MHz	12
2437MHz	14
2452MHz	13



For beamforming mode

Mode	Power Setting
802.11ax HEW20-BF_Nss1,(MCS0)_2TX	-
2412MHz	13
2417MHz	15
2437MHz	16
2457MHz	15
2462MHz	14
802.11ax HEW40-BF_Nss1,(MCS0)_2TX	-
2422MHz	12
2437MHz	14
2452MHz	13

Note:

- ♦Evaluated HEW20/HEW40 mode only, due to similar modulation. The power setting of HT20/HT40/VHT20/VHT40 mode are the same or lower than HEW20/HEW40.
- ♦The EUT supports non-beamforming and beamforming modes, after evaluating, the non-beamforming mode has been selected to execute all tests. The beamforming mode evaluates the output power only.



2.2 The Worst Case Measurement Configuration

The Worst Case Mode for Following Conformance Tests	
Tests Item	AC power-line conducted emissions
Condition	AC power-line conducted measurement for line and neutral Test Voltage: 120Vac / 60Hz
Operating Mode	Normal Link-WLAN & CTX-Bluetooth
1	EUT + Internal Power Supply

The Worst Case Mode for Following Conformance Tests	
Tests Item	DTS Bandwidth Maximum Conducted Output Power Power Spectral Density Emissions in restricted Frequency Bands Emissions in Non-restricted Frequency Bands
Test Condition	Conducted measurement at transmit chains

The Worst Case Mode for Following Conformance Tests	
Tests Item	Emissions in Restricted Frequency Bands
Test Condition	Radiated measurement(Cabinet)
Operating Mode < 1GHz	CTX
	The EUT was performed at X axis, Y axis and Z axis position for Emissions in Restricted Frequency Bands above 1GHz test, and the worst case was found at X axis. So the measurement will follow this same test configuration.
1	EUT in X axis + WLAN 2.4GHz
2	EUT in X axis + WLAN 5GHz
3	EUT in X axis + Bluetooth
For operating mode 3 is the worst case and it was record in this test report.	
Operating Mode > 1GHz	CTX
	The EUT was performed at X axis, Y axis and Z axis position , and the worst case was found at X axis. So the measurement will follow this same test configuration.
1	EUT in X axis



The Worst Case Mode for Following Conformance Tests	
Tests Item	Simultaneous Transmission Analysis - Radiated Emission Co-location
Test Condition	Radiated measurement
Operating Mode	Normal Link
	The EUT was performed at X axis, Y axis and Z axis position for Emissions in Restricted Frequency Bands above 1GHz test, and the worst case was found at X axis. So the measurement will follow this same test configuration.
1	WLAN 2.4GHz + WLAN 5GHz
Refer to Appendix G for Radiated Emission Co-location.	

The Worst Case Mode for Following Conformance Tests	
Tests Item	Simultaneous Transmission Analysis - Co-location RF Exposure Evaluation
Operating Mode	Normal Link
1	WLAN 2.4GHz + WLAN 5GHz + Bluetooth
Refer to Sporton Test Report No.: FA182330 for Co-location RF Exposure Evaluation.	

2.3 EUT Operation during Test

For CTX Mode:

The EUT was programmed to be in continuously transmitting mode.

For Normal Link Mode:

During the test, the EUT operation to normal function.

2.4 Accessories

N/A



2.5 Support Equipment

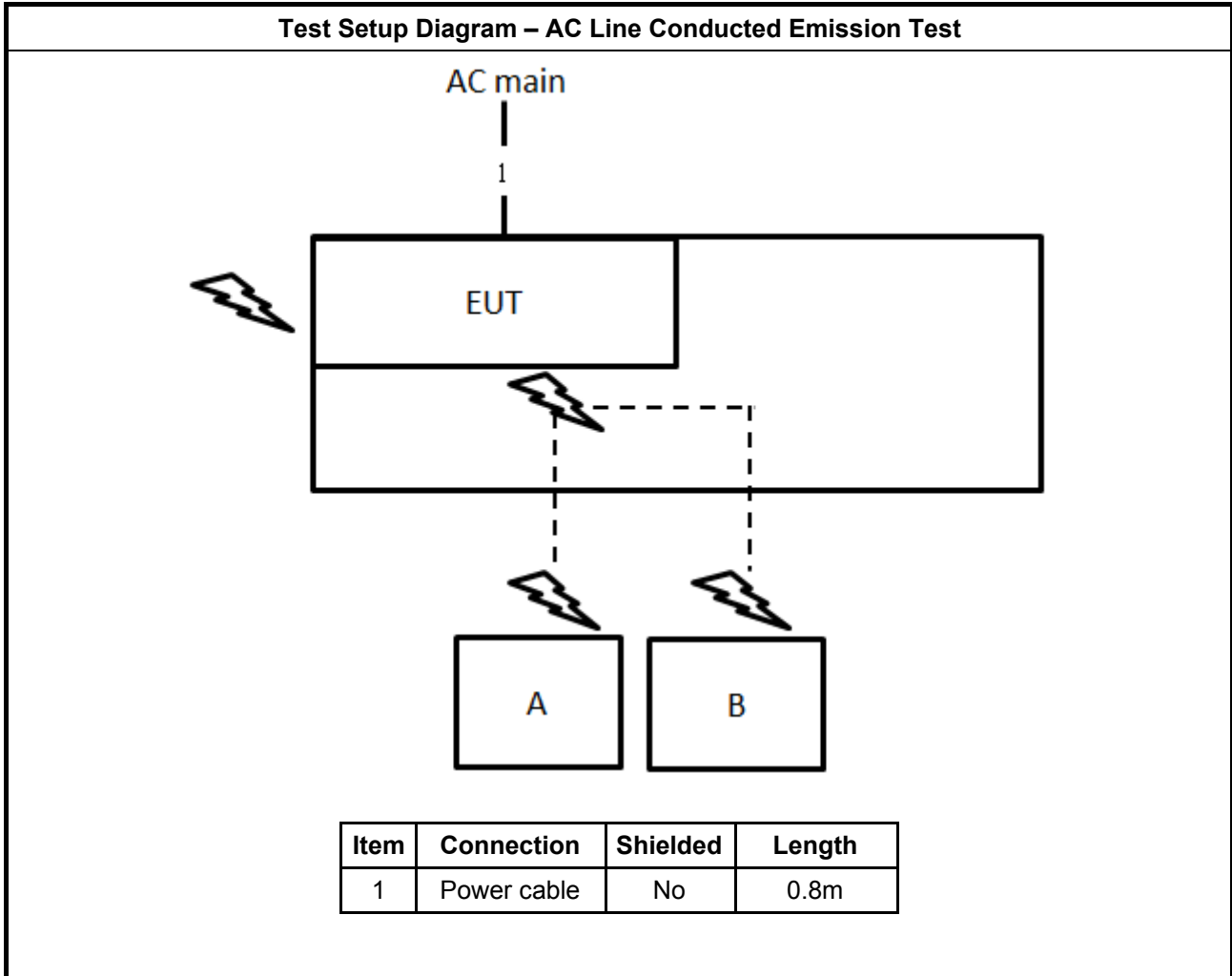
For AC Conduction:

Support Equipment				
No.	Equipment	Brand Name	Model Name	FCC ID
A	2.4G NB	DELL	E6430	N/A
B	5G NB	DELL	E6430	N/A

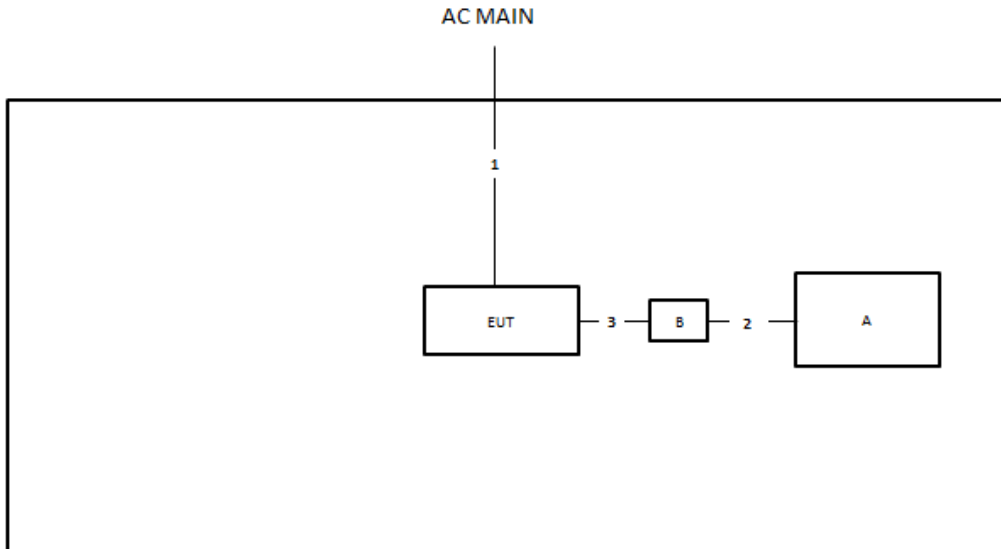
For Radiated and RF Conducted:

Support Equipment				
No.	Equipment	Brand Name	Model Name	FCC ID
A	NB	DELL	E4300	N/A
B	Fixture	Delta	K-2 E239218	N/A

2.6 Test Setup Diagram



Test Setup Diagram - Radiated Test



Item	Connection	Shielded	Length
1	Power cable	No	0.8m
2	Micro USB cable	Yes	0.5m
3	Console cable	No	0.25m



3 Transmitter Test Result

3.1 AC Power-line Conducted Emissions

3.1.1 AC Power-line Conducted Emissions Limit

AC Power-line Conducted Emissions Limit		
Frequency Emission (MHz)	Quasi-Peak	Average
0.15-0.5	66 - 56 *	56 - 46 *
0.5-5	56	46
5-30	60	50

Note 1: * Decreases with the logarithm of the frequency.

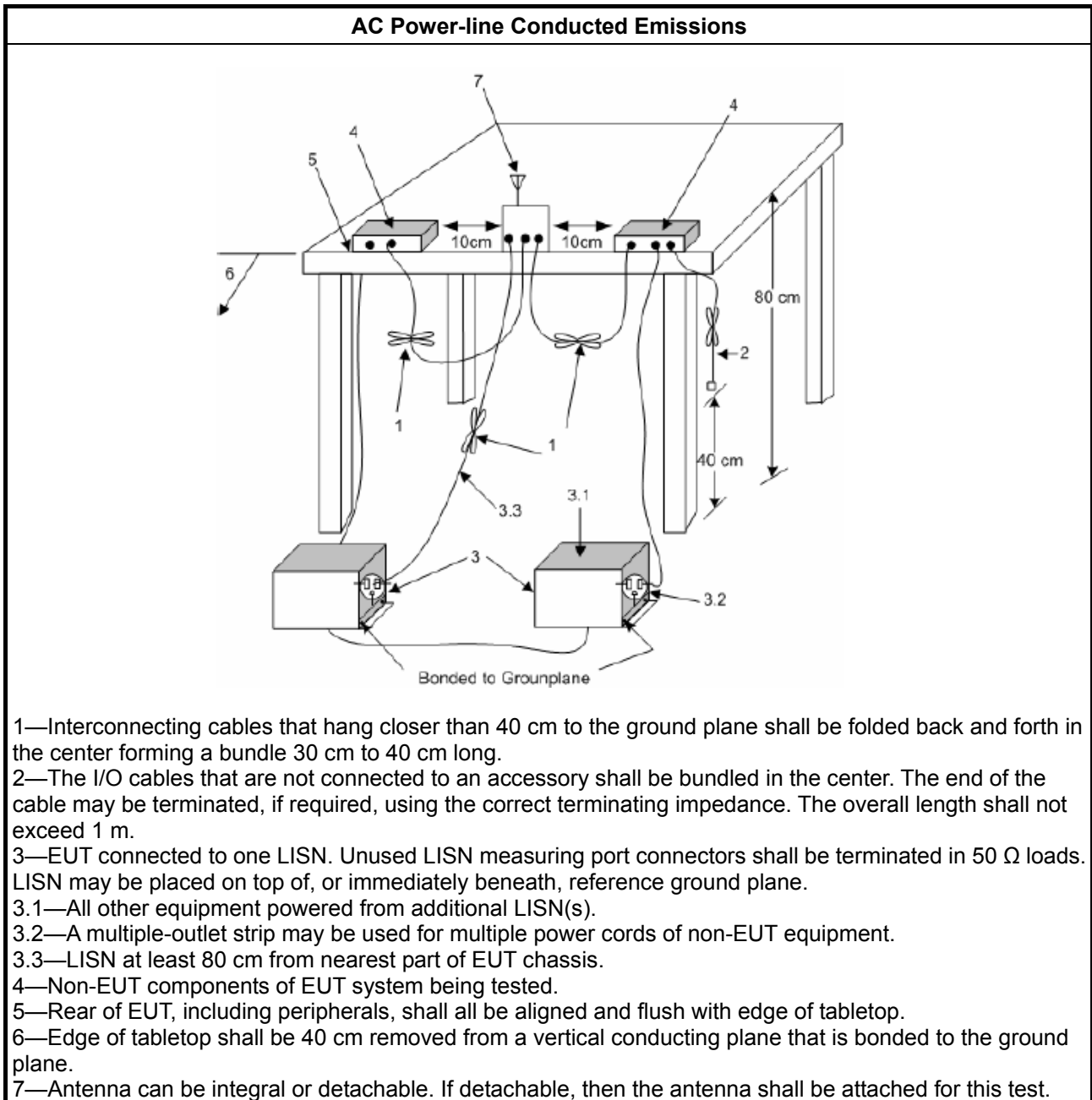
3.1.2 Measuring Instruments

Refer a test equipment and calibration data table in this test report.

3.1.3 Test Procedures

Test Method
<input checked="" type="checkbox"/> Refer as ANSI C63.10-2013, clause 6.2 for AC power-line conducted emissions.

3.1.4 Test Setup



3.1.5 Measurement Results Calculation

The measured Level is calculated using:

- Corrected Reading: LISN Factor (LISN) + Attenuator (AT/AUX) + Cable Loss (CL) + Read Level (Raw) = Level
- Margin = -Limit + Level

3.1.6 Test Result of AC Power-line Conducted Emissions

Refer as Appendix A

3.2 DTS Bandwidth

3.2.1 6dB Bandwidth Limit

6dB Bandwidth Limit
Systems using digital modulation techniques:
<ul style="list-style-type: none"> ▪ 6 dB bandwidth \geq 500 kHz.

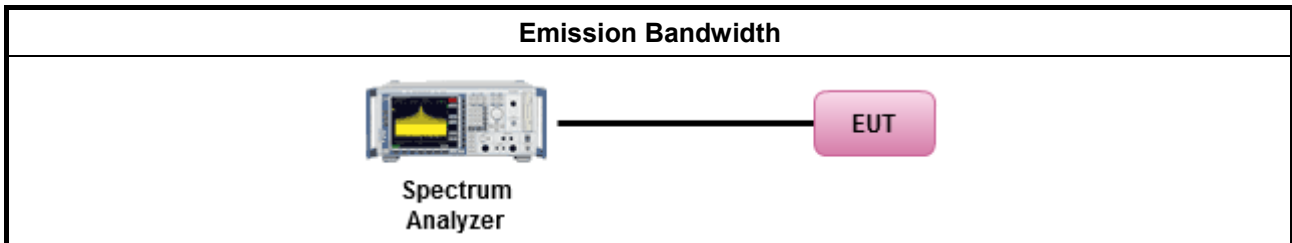
3.2.2 Measuring Instruments

Refer a test equipment and calibration data table in this test report.

3.2.3 Test Procedures

Test Method
<ul style="list-style-type: none"> ▪ For the emission bandwidth shall be measured using one of the options below:
<input checked="" type="checkbox"/> Refer as FCC KDB 558074, clause 8.2 & C63.10 clause 11.8.1 Option 1 for 6 dB bandwidth measurement.
<input type="checkbox"/> Refer as FCC KDB 558074, clause 8.2 & C63.10 clause 11.8.2 Option 2 for 6 dB bandwidth measurement.
<input type="checkbox"/> Refer as ANSI C63.10, clause 6.9.1 for occupied bandwidth testing.

3.2.4 Test Setup



3.2.5 Test Result of Emission Bandwidth

Refer as Appendix B



3.3 Maximum Conducted Output Power

3.3.1 Maximum Conducted Output Power Limit

Maximum Conducted Output Power Limit	
	<ul style="list-style-type: none"> ▪ If $G_{TX} \leq 6$ dBi, then $P_{Out} \leq 30$ dBm (1 W)
	<ul style="list-style-type: none"> ▪ Point-to-multipoint systems (P2M): If $G_{TX} > 6$ dBi, then $P_{Out} = 30 - (G_{TX} - 6)$ dBm
	<ul style="list-style-type: none"> ▪ Point-to-point systems (P2P): If $G_{TX} > 6$ dBi, then $P_{Out} = 30 - (G_{TX} - 6)/3$ dBm
	<ul style="list-style-type: none"> ▪ Smart antenna system (SAS):
	<ul style="list-style-type: none"> - Single beam: If $G_{TX} > 6$ dBi, then $P_{Out} = 30 - (G_{TX} - 6)/3$ dBm
	<ul style="list-style-type: none"> - Overlap beam: If $G_{TX} > 6$ dBi, then $P_{Out} = 30 - (G_{TX} - 6)/3$ dBm
	<ul style="list-style-type: none"> - Aggregate power on all beams: If $G_{TX} > 6$ dBi, then $P_{Out} = 30 - (G_{TX} - 6)/3 + 8$ dB dBm
P_{Out} = maximum peak conducted output power or maximum conducted output power in dBm, G_{TX} = the maximum transmitting antenna directional gain in dBi.	

3.3.2 Measuring Instruments


Refer a test equipment and calibration data table in this test report.



3.3.3 Test Procedures

Test Method	
<ul style="list-style-type: none"> ▪ Maximum Peak Conducted Output Power 	
	<input type="checkbox"/> Refer as FCC KDB 558074, clause 8.3.1.1 & C63.10 clause 11.9.1.1 (RBW ≥ EBW method).
	<input type="checkbox"/> Refer as FCC KDB 558074, clause 8.3.1.3 & C63.10 clause 11.9.1.3 (peak power meter).
<ul style="list-style-type: none"> ▪ Maximum Conducted Output Power 	
[duty cycle ≥ 98% or external video / power trigger]	
	<input type="checkbox"/> Refer as FCC KDB 558074, clause 8.3.2.2 & C63.10 clause 11.9.2.2.2 Method AVGSA-1.
	<input type="checkbox"/> Refer as FCC KDB 558074, clause 8.3.2.2 & C63.10 clause 11.9.2.2.3 Method AVGSA-1A. (alternative)
duty cycle < 98% and average over on/off periods with duty factor	
	<input type="checkbox"/> Refer as FCC KDB 558074, clause 8.3.2.2 & C63.10 clause 11.9.2.2.4 Method AVGSA-2.
	<input type="checkbox"/> Refer as FCC KDB 558074, clause 8.3.2.2 & C63.10 clause 11.9.2.2.5 Method AVGSA-2A (alternative)
	<input type="checkbox"/> Refer as FCC KDB 558074, clause 8.3.2.2 & C63.10 clause 11.9.2.2.6 Method AVGSA-3
	<input type="checkbox"/> Refer as FCC KDB 558074, clause 8.3.2.2 & C63.10 clause 11.9.2.2.7 Method AVGSA-3A (alternative)
Measurement using a power meter (PM)	
	<input type="checkbox"/> Refer as FCC KDB 558074, clause 8.3.2.3 & C63.10 clause 11.9.2.3.1 Method AVGPM (using an RF average power meter).
	<input checked="" type="checkbox"/> Refer as FCC KDB 558074, clause 8.3.2.3 & C63.10 clause 11.9.2.3.2 Method AVGPM-G (using an gate RF average power meter).
<ul style="list-style-type: none"> ▪ For conducted measurement. 	
	<ul style="list-style-type: none"> ▪ If the EUT supports multiple transmit chains using options given below: Refer as FCC KDB 662911, In-band power measurements. Using the measure-and-sum approach, measured all transmit ports individually. Sum the power (in linear power units e.g., mW) of all ports for each individual sample and save them.
	<ul style="list-style-type: none"> ▪ If multiple transmit chains, EIRP calculation could be following as methods: $P_{total} = P_1 + P_2 + \dots + P_n$ (calculated in linear unit [mW] and transfer to log unit [dBm]) $EIRP_{total} = P_{total} + DG$

3.3.4 Test Setup



3.3.5 Test Result of Maximum Conducted Output Power

Refer as Appendix C



3.4 Power Spectral Density

3.4.1 Power Spectral Density Limit

Power Spectral Density Limit
<ul style="list-style-type: none"> Power Spectral Density (PSD) \leq 8 dBm/3kHz

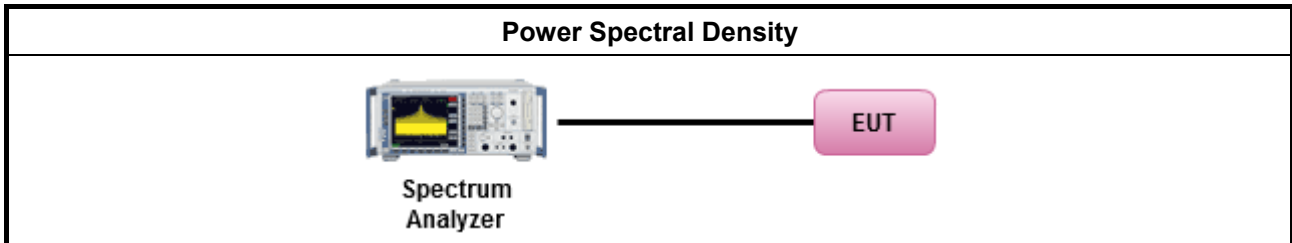
3.4.2 Measuring Instruments

Refer a test equipment and calibration data table in this test report.

3.4.3 Test Procedures

Test Method			
<ul style="list-style-type: none"> Peak power spectral density procedures that the same method as used to determine the conducted output power. If maximum peak conducted output power was measured to demonstrate compliance to the output power limit, then the peak PSD procedure below (Method PKPSD) shall be used. If maximum conducted output power was measured to demonstrate compliance to the output power limit, then one of the average PSD procedures shall be used, as applicable based on the following criteria (the peak PSD procedure is also an acceptable option). 			
<input checked="" type="checkbox"/> Refer as FCC KDB 558074, clause 8.4 & C63.10 clause 11.10 Method Max. PSD.			
<ul style="list-style-type: none"> For conducted measurement. <ul style="list-style-type: none"> If The EUT supports multiple transmit chains using options given below: <table border="1"> <tbody> <tr> <td> <input checked="" type="checkbox"/> Option 1: Measure and sum the spectra across the outputs. Refer as FCC KDB 662911, In-band power spectral density (PSD). Sample all transmit ports simultaneously using a spectrum analyzer for each transmit port. Where the trace bin-by-bin of each transmit port summing can be performed. (i.e., in the first spectral bin of output 1 is summed with that in the first spectral bin of output 2 and that from the first spectral bin of output 3, and so on up to the NTX output to obtain the value for the first frequency bin of the summed spectrum.). Add up the amplitude (power) values for the different transmit chains and use this as the new data trace. </td> </tr> <tr> <td> <input type="checkbox"/> Option 2: Measure and sum spectral maxima across the outputs. With this technique, spectra are measured at each output of the device at the required resolution bandwidth. The maximum value (peak) of each spectrum is determined. These maximum values are then summed mathematically in linear power units across the outputs. These operations shall be performed separately over frequency spans that have different out-of-band or spurious emission limits, </td> </tr> <tr> <td> <input type="checkbox"/> Option 3: Measure and add 10 log(N) dB, where N is the number of transmit chains. Refer as FCC KDB 662911, In-band power spectral density (PSD). Performed at each transmit chains and each transmit chains shall be compared with the limit have been reduced with 10 log(N). Or each transmit chains shall be add 10 log(N) to compared with the limit. </td> </tr> </tbody> </table> 	<input checked="" type="checkbox"/> Option 1: Measure and sum the spectra across the outputs. Refer as FCC KDB 662911, In-band power spectral density (PSD). Sample all transmit ports simultaneously using a spectrum analyzer for each transmit port. Where the trace bin-by-bin of each transmit port summing can be performed. (i.e., in the first spectral bin of output 1 is summed with that in the first spectral bin of output 2 and that from the first spectral bin of output 3, and so on up to the NTX output to obtain the value for the first frequency bin of the summed spectrum.). Add up the amplitude (power) values for the different transmit chains and use this as the new data trace.	<input type="checkbox"/> Option 2: Measure and sum spectral maxima across the outputs. With this technique, spectra are measured at each output of the device at the required resolution bandwidth. The maximum value (peak) of each spectrum is determined. These maximum values are then summed mathematically in linear power units across the outputs. These operations shall be performed separately over frequency spans that have different out-of-band or spurious emission limits,	<input type="checkbox"/> Option 3: Measure and add 10 log(N) dB, where N is the number of transmit chains. Refer as FCC KDB 662911, In-band power spectral density (PSD). Performed at each transmit chains and each transmit chains shall be compared with the limit have been reduced with 10 log(N). Or each transmit chains shall be add 10 log(N) to compared with the limit.
<input checked="" type="checkbox"/> Option 1: Measure and sum the spectra across the outputs. Refer as FCC KDB 662911, In-band power spectral density (PSD). Sample all transmit ports simultaneously using a spectrum analyzer for each transmit port. Where the trace bin-by-bin of each transmit port summing can be performed. (i.e., in the first spectral bin of output 1 is summed with that in the first spectral bin of output 2 and that from the first spectral bin of output 3, and so on up to the NTX output to obtain the value for the first frequency bin of the summed spectrum.). Add up the amplitude (power) values for the different transmit chains and use this as the new data trace.			
<input type="checkbox"/> Option 2: Measure and sum spectral maxima across the outputs. With this technique, spectra are measured at each output of the device at the required resolution bandwidth. The maximum value (peak) of each spectrum is determined. These maximum values are then summed mathematically in linear power units across the outputs. These operations shall be performed separately over frequency spans that have different out-of-band or spurious emission limits,			
<input type="checkbox"/> Option 3: Measure and add 10 log(N) dB, where N is the number of transmit chains. Refer as FCC KDB 662911, In-band power spectral density (PSD). Performed at each transmit chains and each transmit chains shall be compared with the limit have been reduced with 10 log(N). Or each transmit chains shall be add 10 log(N) to compared with the limit.			

3.4.4 Test Setup



3.4.5 Test Result of Power Spectral Density

Refer as Appendix D

3.5 Emissions in Non-restricted Frequency Bands

3.5.1 Emissions in Non-restricted Frequency Bands Limit

Un-restricted Band Emissions Limit	
RF output power procedure	Limit (dBc)
Peak output power procedure	20
Average output power procedure	30

Note 1: If the peak output power procedure is used to measure the fundamental emission power to demonstrate compliance to requirements, then the peak conducted output power measured within any 100 kHz outside the authorized frequency band shall be attenuated by at least 20 dB relative to the maximum measured in-band peak PSD level.

Note 2: If the average output power procedure is used to measure the fundamental emission power to demonstrate compliance to requirements, then the power in any 100 kHz outside of the authorized frequency band shall be attenuated by at least 30 dB relative to the maximum measured in-band average PSD level.

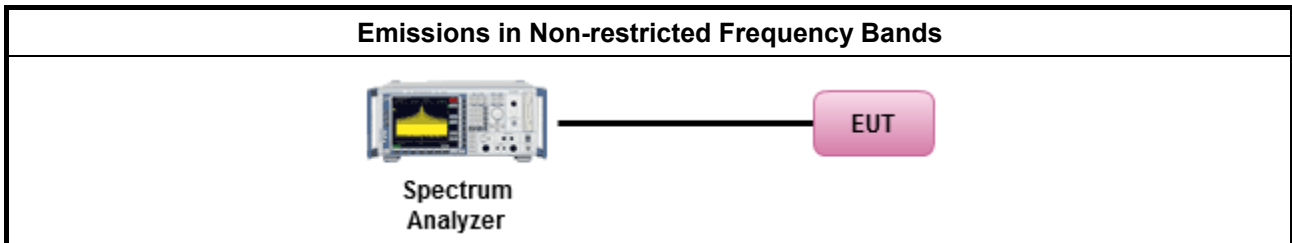
3.5.2 Measuring Instruments

Refer a test equipment and calibration data table in this test report.

3.5.3 Test Procedures

Test Method
<ul style="list-style-type: none"> Refer as FCC KDB 558074, clause 8.5 for unwanted emissions into non-restricted bands.

3.5.4 Test Setup



3.5.5 Test Result of Emissions in Non-restricted Frequency Bands

Refer as Appendix E



3.6 Emissions in Restricted Frequency Bands

3.6.1 Emissions in Restricted Frequency Bands Limit

Restricted Band Emissions Limit			
Frequency Range (MHz)	Field Strength (uV/m)	Field Strength (dBuV/m)	Measure Distance (m)
0.009~0.490	2400/F(kHz)	48.5 - 13.8	300
0.490~1.705	24000/F(kHz)	33.8 - 23	30
1.705~30.0	30	29	30
30~88	100	40	3
88~216	150	43.5	3
216~960	200	46	3
Above 960	500	54	3

Note 1: Test distance for frequencies at or above 30 MHz, measurements may be performed at a distance other than the limit distance provided they are not performed in the near field and the emissions to be measured can be detected by the measurement equipment. When performing measurements at a distance other than that specified, the results shall be extrapolated to the specified distance using an extrapolation factor of 20 dB/decade (inverse of linear distance for field-strength measurements, inverse of linear distance-squared for power-density measurements).

Note 2: Test distance for frequencies at below 30 MHz, measurements may be performed at a distance closer than the EUT limit distance; however, an attempt should be made to avoid making measurements in the near field. When performing measurements below 30 MHz at a closer distance than the limit distance, the results shall be extrapolated to the specified distance by either making measurements at a minimum of two or more distances on at least one radial to determine the proper extrapolation factor or by using the square of an inverse linear distance extrapolation factor (40 dB/decade). The test report shall specify the extrapolation method used to determine compliance of the EUT.

Note 3: Using the distance of 1m during the test for above 18 GHz, and the test value to correct for the distance factor at 3m.

3.6.2 Measuring Instruments

Refer a test equipment and calibration data table in this test report.



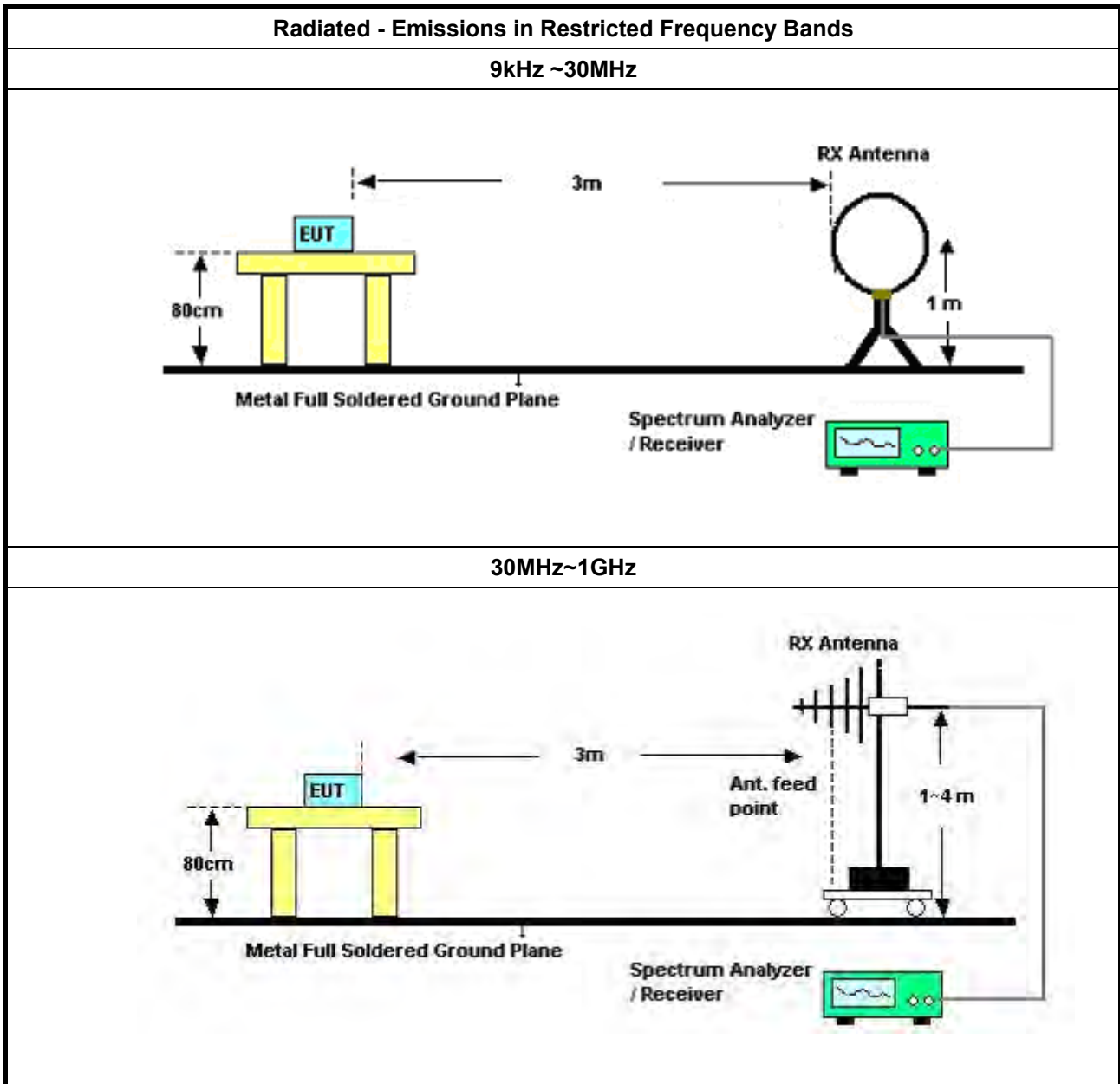
3.6.3 Test Procedures

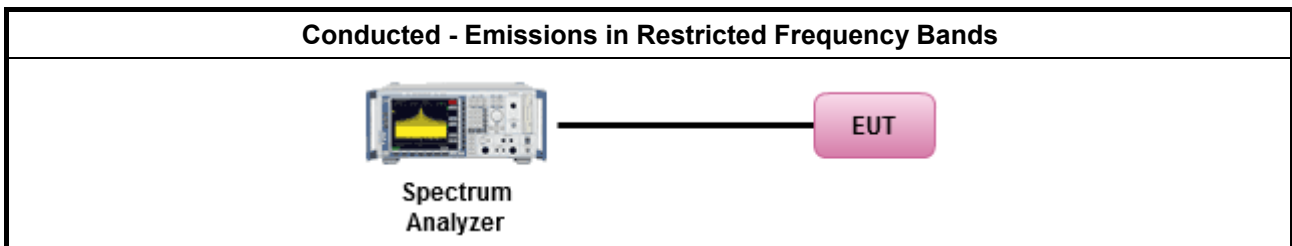
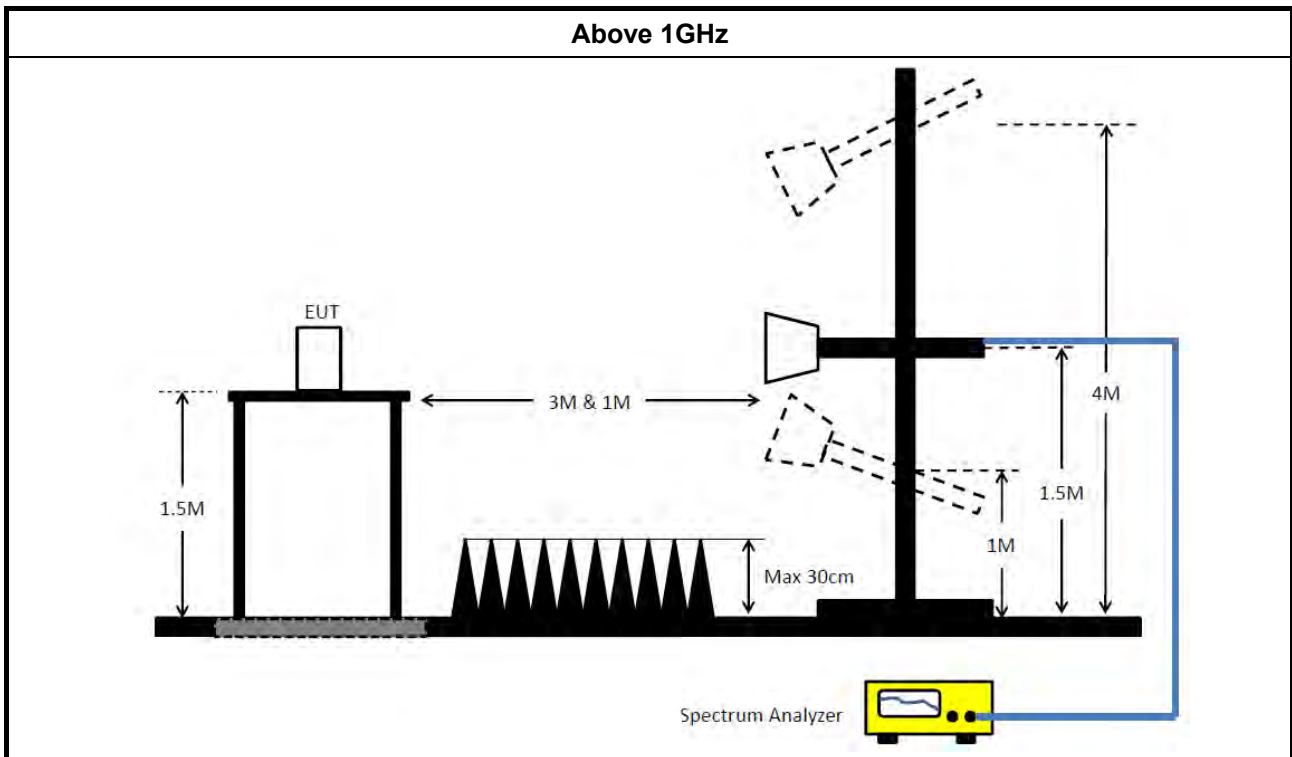
Test Method	
<ul style="list-style-type: none"> The average emission levels shall be measured in [duty cycle \geq 98 or duty factor]. 	
<ul style="list-style-type: none"> Refer as ANSI C63.10, clause 6.10.3 band-edge testing shall be performed at the lowest frequency channel and highest frequency channel within the allowed operating band. 	
<ul style="list-style-type: none"> For the transmitter unwanted emissions shall be measured using following options below: <ul style="list-style-type: none"> Refer as FCC KDB 558074, clause 8.6 for unwanted emissions into restricted bands. <ul style="list-style-type: none"> <input type="checkbox"/> Refer as FCC KDB 558074, clause 8.6 & C63.10 clause 11.12.2.5.1(trace averaging for duty cycle \geq98%). <input type="checkbox"/> Refer as FCC KDB 558074, clause 8.6 & C63.10 clause 11.12.2.5.2(trace averaging + duty factor). <input checked="" type="checkbox"/> Refer as FCC KDB 558074, clause 8.6 & C63.10 clause 11.12.2.5.3(Reduced VBW\geq1/T). <input type="checkbox"/> Refer as ANSI C63.10, clause 11.12.2.5.3 (Reduced VBW). VBW \geq 1/T, where T is pulse time. <input type="checkbox"/> Refer as ANSI C63.10, clause 7.5 average value of pulsed emissions. <input checked="" type="checkbox"/> Refer as FCC KDB 558074, clause 8.6 & C63.10 clause 11.12.2.4 measurement procedure peak limit. 	
<ul style="list-style-type: none"> For the transmitter band-edge emissions shall be measured using following options below: <ul style="list-style-type: none"> Refer as FCC KDB 558074 clause 8.7 & C63.10 clause 11.13.1, When the performing peak or average radiated measurements, emissions within 2 MHz of the authorized band edge may be measured using the marker-delta method described below. Refer as FCC KDB 558074, clause 8.7 (ANSI C63.10, clause 6.10.6) for marker-delta method for band-edge measurements. Refer as FCC KDB 558074, clause 8.7 for narrower resolution bandwidth (100kHz) using the band power and summing the spectral levels (i.e., 1 MHz). 	
<ul style="list-style-type: none"> For conducted unwanted emissions into restricted bands (absolute emission limits). Devices with multiple transmit chains using options given below: <ol style="list-style-type: none"> Measure and sum the spectra across the outputs or Measure and add 10 log(N) dB For FCC KDB 662911 The methodology described here may overestimate array gain, thereby resulting in apparent failures to satisfy the out-of-band limits even if the device is actually compliant. In such cases, compliance may be demonstrated by performing radiated tests around the frequencies at which the apparent failures occurred. 	



Test Method	
<ul style="list-style-type: none">▪ For conducted and cabinet radiation measurement, refer as FCC KDB 558074, clause 8.6 & C63.10 clause 11.12.2.2.	
	<ul style="list-style-type: none">▪ For conducted unwanted emissions into non-restricted bands (relative emission limits). Devices with multiple transmit chains: Refer as FCC KDB 662911, when testing out-of-band and spurious emissions against relative emission limits, tests may be performed on each output individually without summing or adding 10 log(N) if the measurements are made relative to the in-band emissions on the individual outputs.
	<ul style="list-style-type: none">▪ For conducted unwanted emissions into restricted bands (absolute emission limits). Devices with multiple transmit chains using options given below: (1) Measure and sum the spectra across the outputs or (2) Measure and add 10 log(N) dB
	<ul style="list-style-type: none">▪ For FCC KDB 662911 The methodology described here may overestimate array gain, thereby resulting in apparent failures to satisfy the out-of-band limits even if the device is actually compliant. In such cases, compliance may be demonstrated by performing radiated tests around the frequencies at which the apparent failures occurred.

3.6.4 Test Setup





3.6.5 Measurement Results Calculation

The measured Level is calculated using:

Corrected Reading: $\text{Antenna factor (AF)} + \text{Cable loss (CL)} + \text{Read level (Raw)} - \text{Preamp factor (PA)} (\text{if applicable}) = \text{Level}$.

3.6.6 Emissions in Restricted Frequency Bands (Below 30MHz)

There is a comparison data of both open-field test site and alternative test site - semi-Anechoic chamber according to KDB414788 Radiated Test Site, and the result came out very similar.

All amplitude of spurious emissions that are attenuated by more than 20 dB below the permissible value has no need to be reported.

The radiated emissions were investigated from 9 kHz or the lowest frequency generated within the device, up to the 10th harmonic or 40 GHz, whichever is appropriate.

3.6.7 Test Result of Emissions in Restricted Frequency Bands

Refer as Appendix F



4 Test Equipment and Calibration Data

Instrument	Brand	Model No.	Serial No.	Characteristics	Calibration Date	Calibration Due Date	Remark
EMI Receiver	Agilent	N9038A	My52260123	9kHz ~ 8.4GHz	Mar. 03, 2021	Mar. 02, 2022	Conduction (CO01-CB)
LISN	F.C.C.	FCC-LISN-50-16-2	04083	150kHz ~ 100MHz	Jan. 06, 2021	Jan. 05, 2022	Conduction (CO01-CB)
LISN	Schwarzbeck	NSLK 8127	8127647	9kHz ~ 30MHz	Mar. 07, 2021	Mar. 06, 2022	Conduction (CO01-CB)
Pulse Limiter	Rohde&Schwarz	ESH3-Z2	100430	9kHz ~ 30MHz	Jan. 30, 2021	Jan. 29, 2022	Conduction (CO01-CB)
COND Cable	Woken	Cable	Low cable-CO01	9kHz ~ 30MHz	May 19, 2021	May 18, 2022	Conduction (CO01-CB)
Software	SPORTON	SENSE	V5.10	-	N.C.R.	N.C.R.	Conduction (CO01-CB)
3m Semi Anechoic Chamber VSWR	TDK	SAC-3M	03CH03-CB	1GHz ~18GHz 3m	May 06, 2021	May 05, 2022	Radiation (03CH03-CB)
Horn Antenna	ETS · Lindgren	3115	6821	750MHz~18GHz	Jan. 26, 2021	Jan. 25, 2022	Radiation (03CH03-CB)
Horn Antenna	Schwarzbeck	BBHA 9170	BBHA9170252	15GHz ~ 40GHz	Aug. 05, 2021	Aug. 04, 2022	Radiation (03CH03-CB)
Pre-Amplifier	Agilent	8449B	3008A02097	1GHz ~ 26.5GHz	Jul. 02, 2021	Jul. 01, 2022	Radiation (03CH03-CB)
Pre-Amplifier	MITEQ	TTA1840-35-HG	1864479	18GHz ~ 40GHz	Jul. 13, 2021	Jul. 12, 2022	Radiation (03CH03-CB)
Spectrum Analyzer	R&S	FSP40	100019	9kHz ~ 40GHz	Jun. 04, 2021	Jun. 03, 2022	Radiation (03CH03-CB)
RF Cable-high	Woken	RG402	High Cable-20+29	1GHz ~ 18GHz	Oct. 05, 2020	Oct. 04, 2021	Radiation (03CH03-CB)
RF Cable-high	Woken	RG402	High Cable-20+29	1GHz ~ 18GHz	Oct. 04, 2021	Oct. 03, 2022	Radiation (03CH03-CB)
RF Cable-high	Woken	RG402	High Cable-29	1GHz ~ 18GHz	Oct. 05, 2020	Oct. 04, 2021	Radiation (03CH03-CB)
RF Cable-high	Woken	RG402	High Cable-29	1GHz ~ 18GHz	Oct. 04, 2021	Oct. 03, 2022	Radiation (03CH03-CB)
Test Software	SPORTON	SENSE	V5.10	-	N.C.R.	N.C.R.	Radiation (03CH03-CB)
Loop Antenna	Teseq	HLA 6120	24155	9kHz - 30 MHz	Apr. 14, 2021	Apr. 13, 2022	Radiation (03CH05-CB)
3m Semi Anechoic Chamber NSA	TDK	SAC-3M	03CH05-CB	30 MHz ~ 1 GHz	Aug. 09, 2021	Aug. 08, 2022	Radiation (03CH05-CB)



Instrument	Brand	Model No.	Serial No.	Characteristics	Calibration Date	Calibration Due Date	Remark
3m Semi Anechoic Chamber VSWR	TDK	SAC-3M	03CH05-CB	1GHz ~18GHz 3m	Nov. 08, 2020	Nov. 07, 2021	Radiation (03CH05-CB)
3m Semi Anechoic Chamber VSWR	TDK	SAC-3M	03CH05-CB	1GHz ~18GHz 3m	Nov. 07, 2021	Nov. 06, 2022	Radiation (03CH05-CB)
Bilog Antenna with 6dB Attenuator	TESEQ & EMCI	CBL 6112D & N-6-06	35236 & AT-N0610	30MHz ~ 2GHz	Mar. 26, 2021	Mar. 25, 2022	Radiation (03CH05-CB)
Horn Antenna	SCHWARZBECK	BBHA 9120 D	BBHA 9120 D 1370	1GHz~18GHz	Sep. 14, 2021	Sep. 13, 2022	Radiation (03CH05-CB)
Horn Antenna	Schwarzbeck	BBHA 9170	BBHA9170252	15GHz ~ 40GHz	Aug. 05, 2021	Aug. 04, 2022	Radiation (03CH05-CB)
Pre-Amplifier	EMCI	EMC330N	980331	20MHz ~ 3GHz	Apr. 27, 2021	Apr. 26, 2022	Radiation (03CH05-CB)
Pre-Amplifier	EMCI	EMC12630SE	980287	1GHz – 26.5GHz	Jul. 02, 2021	Jul. 01, 2022	Radiation (03CH05-CB)
Pre-Amplifier	MITEQ	TTA1840-35-H G	1864479	18GHz ~ 40GHz	Jul. 13, 2021	Jul. 12, 2022	Radiation (03CH05-CB)
Signal Analyzer	R&S	FSV40	101903	9kHz ~ 40GHz	Mar. 22, 2021	Mar. 21, 2022	Radiation (03CH05-CB)
EMI Test Receiver	R&S	ESCS	826547/017	9kHz ~ 2.75GHz	Jun. 21, 2021	Jun. 20, 2022	Radiation (03CH05-CB)
RF Cable-low	Woken	RG402	Low Cable-04+23	30MHz~1GHz	Oct. 05, 2020	Oct. 04, 2021	Radiation (03CH05-CB)
RF Cable-low	Woken	RG402	Low Cable-04+23	30MHz~1GHz	Oct. 04, 2021	Oct. 03, 2022	Radiation (03CH05-CB)
RF Cable-high	Woken	RG402	High Cable-28	1GHz~18GHz	Oct. 05, 2020	Oct. 04, 2021	Radiation (03CH05-CB)
RF Cable-high	Woken	RG402	High Cable-28	1GHz~18GHz	Oct. 04, 2021	Oct. 03, 2022	Radiation (03CH05-CB)
RF Cable-high	Woken	RG402	High Cable-04+28	1GHz~18GHz	Oct. 05, 2020	Oct. 04, 2021	Radiation (03CH05-CB)
RF Cable-high	Woken	RG402	High Cable-04+28	1GHz~18GHz	Oct. 04, 2021	Oct. 03, 2022	Radiation (03CH05-CB)
Test Software	SPORTON	SENSE	V5.10	-	N.C.R.	N.C.R.	Radiation (03CH05-CB)
Spectrum analyzer	R&S	FSV40	101028	9kHz~40GHz	Dec. 31, 2020	Dec. 30, 2021	Conducted (TH03-CB)
Power Sensor	Anritsu	MA2411B	1726195	300MHz~40GHz	Aug. 22, 2021	Aug. 21, 2022	Conducted (TH03-CB)
Power Meter	Anritsu	ML2495A	1035008	300MHz~40GHz	Aug. 22, 2021	Aug. 21, 2022	Conducted (TH03-CB)



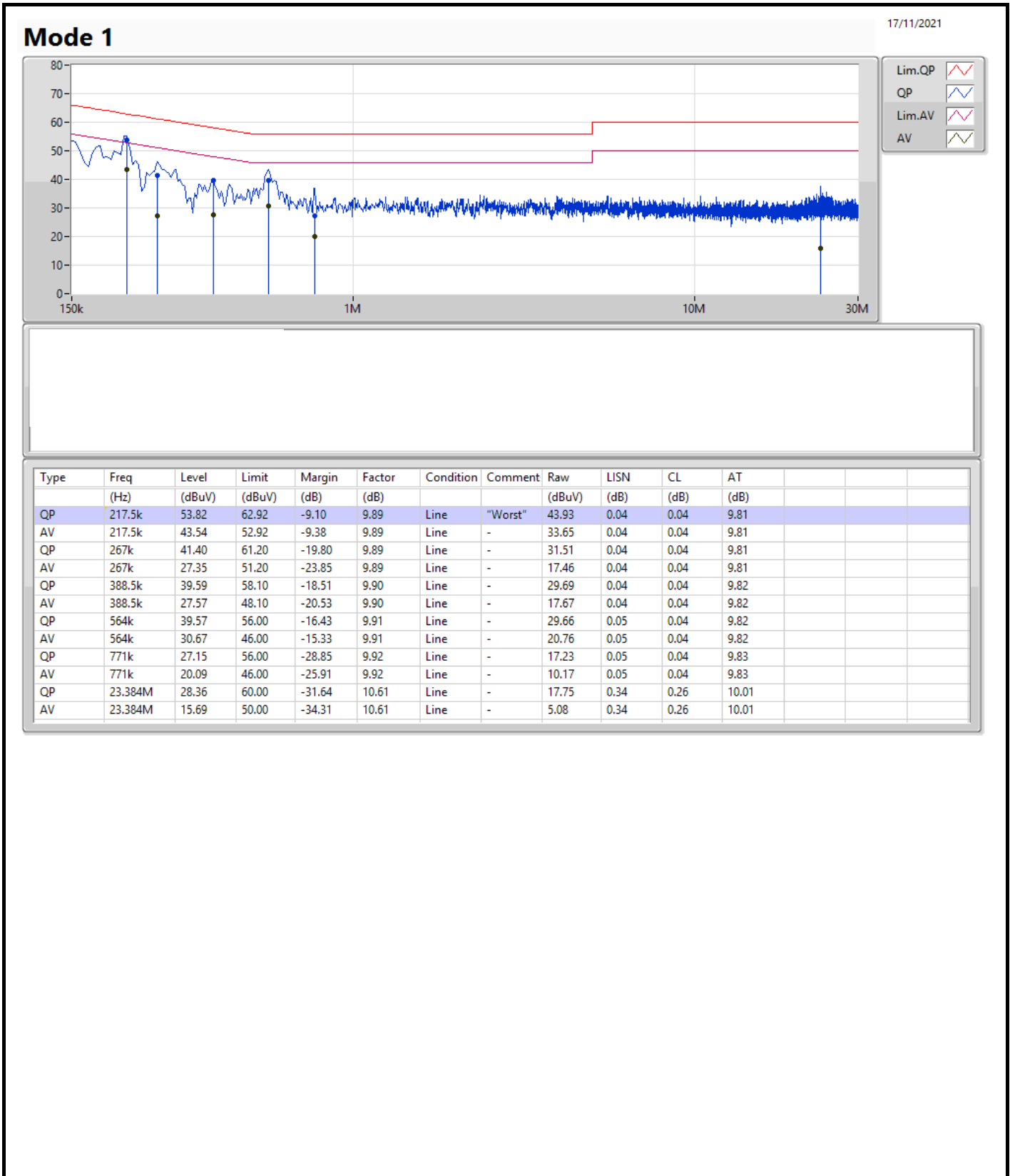
Instrument	Brand	Model No.	Serial No.	Characteristics	Calibration Date	Calibration Due Date	Remark
RF Cable-high	Woken	RG402	High Cable-11	1 GHz –18 GHz	Oct. 05, 2020	Oct. 04, 2021	Conducted (TH03-CB)
RF Cable-high	Woken	RG402	High Cable-11	1 GHz –18 GHz	Oct. 04, 2021	Oct. 03, 2022	Conducted (TH03-CB)
RF Cable-high	Woken	RG402	High Cable-12	1 GHz –18 GHz	Oct. 05, 2020	Oct. 04, 2021	Conducted (TH03-CB)
RF Cable-high	Woken	RG402	High Cable-12	1 GHz –18 GHz	Oct. 04, 2021	Oct. 03, 2022	Conducted (TH03-CB)
RF Cable-high	Woken	RG402	High Cable-13	1 GHz –18 GHz	Oct. 05, 2020	Oct. 04, 2021	Conducted (TH03-CB)
RF Cable-high	Woken	RG402	High Cable-13	1 GHz –18 GHz	Oct. 04, 2021	Oct. 03, 2022	Conducted (TH03-CB)
RF Cable-high	Woken	RG402	High Cable-14	1 GHz –18 GHz	Oct. 05, 2020	Oct. 04, 2021	Conducted (TH03-CB)
RF Cable-high	Woken	RG402	High Cable-14	1 GHz –18 GHz	Oct. 04, 2021	Oct. 03, 2022	Conducted (TH03-CB)
RF Cable-high	Woken	RG402	High Cable-15	1 GHz –18 GHz	Oct. 05, 2020	Oct. 04, 2021	Conducted (TH03-CB)
RF Cable-high	Woken	RG402	High Cable-15	1 GHz –18 GHz	Oct. 04, 2021	Oct. 03, 2022	Conducted (TH03-CB)
Test Software	Sporton	SENSE	V5.10	-	N.C.R.	N.C.R.	Conducted (TH03-CB)

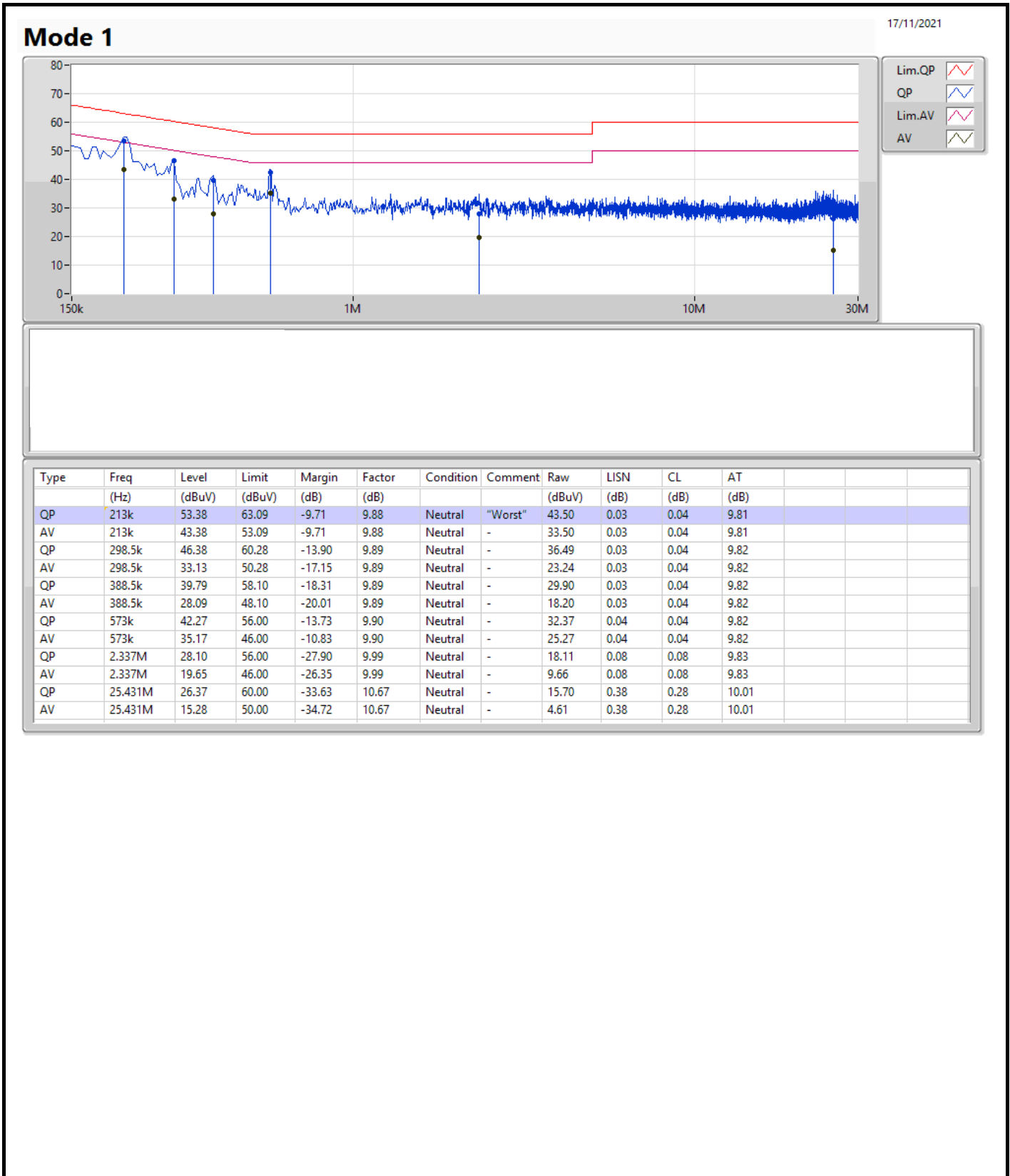
Note: Calibration Interval of instruments listed above is one year.
NCR means Non-Calibration required.



Summary

Mode	Result	Type	Freq (Hz)	Level (dBuV)	Limit (dBuV)	Margin (dB)	Condition
Mode 1	Pass	QP	217.5k	53.82	62.92	-9.10	Line





Summary

Mode	Max-N dB (Hz)	Max-OBW (Hz)	ITU-Code	Min-N dB (Hz)	Min-OBW (Hz)
2.4-2.4835GHz	-	-	-	-	-
802.11b_Nss1,(1Mbps)_2TX	7.05M	10.42M	10M4G1D	7M	10.32M
802.11g_Nss1,(6Mbps)_2TX	16.35M	16.792M	16M8D1D	16.325M	16.717M
802.11ax HEW20_Nss1,(MCS0)_2TX	19.075M	19.065M	19M1D1D	18.925M	19.015M
802.11ax HEW40_Nss1,(MCS0)_2TX	37.65M	37.831M	37M8D1D	36.8M	37.681M

Max-N dB = Maximum 6dB down bandwidth; Max-OBW = Maximum 99% occupied bandwidth;
 Min-N dB = Minimum 6dB down bandwidth; Min-OBW = Minimum 99% occupied bandwidth

Result

Mode	Result	Limit (Hz)	Port 1-N dB (Hz)	Port 1-OBW (Hz)	Port 2-N dB (Hz)	Port 2-OBW (Hz)
802.11b_Nss1,(1Mbps)_2TX	-	-	-	-	-	-
2412MHz	Pass	500k	7.05M	10.37M	7M	10.345M
2437MHz	Pass	500k	7M	10.395M	7.025M	10.345M
2462MHz	Pass	500k	7.05M	10.42M	7.05M	10.32M
802.11g_Nss1,(6Mbps)_2TX	-	-	-	-	-	-
2412MHz	Pass	500k	16.35M	16.792M	16.35M	16.767M
2437MHz	Pass	500k	16.325M	16.767M	16.35M	16.792M
2462MHz	Pass	500k	16.325M	16.742M	16.325M	16.717M
802.11ax HEW20_Nss1,(MCS0)_2TX	-	-	-	-	-	-
2412MHz	Pass	500k	18.925M	19.04M	18.95M	19.065M
2437MHz	Pass	500k	18.925M	19.04M	19M	19.015M
2462MHz	Pass	500k	19.075M	19.04M	18.95M	19.04M
802.11ax HEW40_Nss1,(MCS0)_2TX	-	-	-	-	-	-
2422MHz	Pass	500k	37.35M	37.681M	37.65M	37.781M
2437MHz	Pass	500k	37.6M	37.731M	37.5M	37.831M
2452MHz	Pass	500k	37.6M	37.781M	36.8M	37.681M

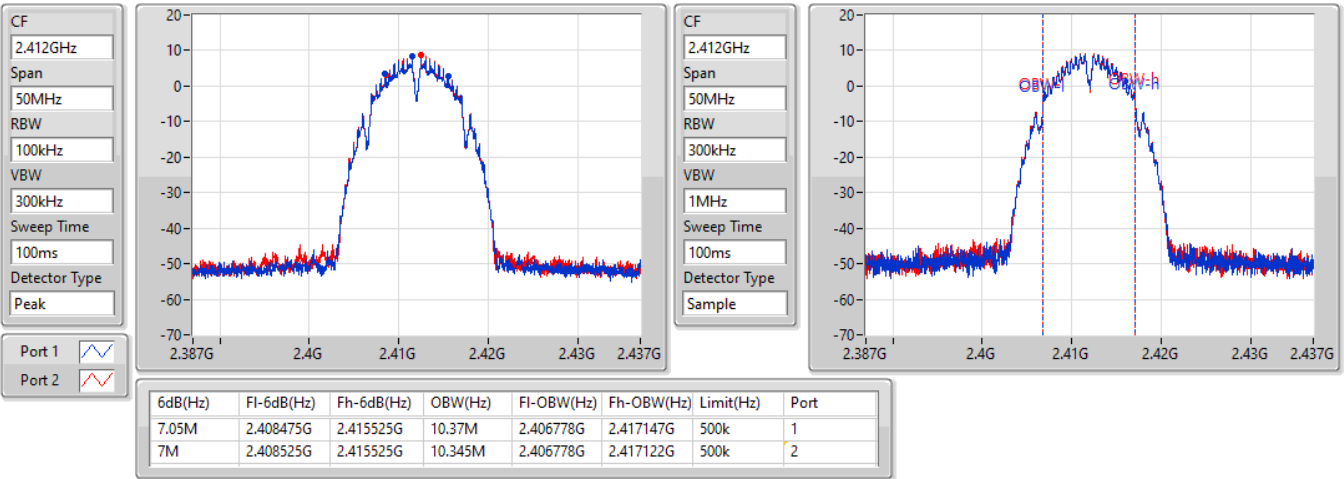
Port X-N dB = Port X 6dB down bandwidth;
 Port X-OBW = Port X 99% occupied bandwidth

802.11b_Nss1,(1Mbps)_2TX

EBW

2412MHz

17/09/2021

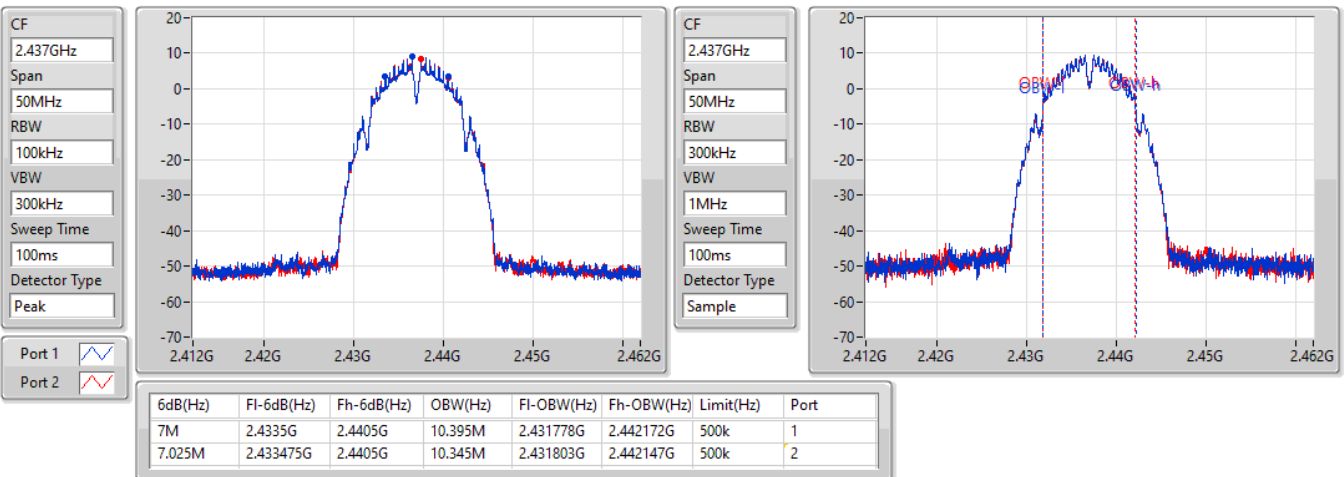


802.11b_Nss1,(1Mbps)_2TX

EBW

2437MHz

17/09/2021



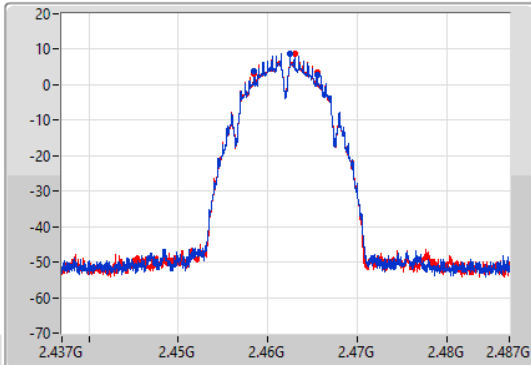
802.11b_Nss1,(1Mbps)_2TX

EBW

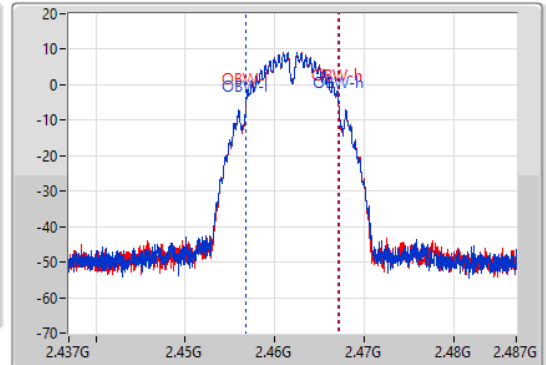
2462MHz

17/09/2021

CF
2.462GHz
Span
50MHz
RBW
100kHz
VBW
300kHz
Sweep Time
100ms
Detector Type
Peak
Port 1
Port 2



CF
2.462GHz
Span
50MHz
RBW
300kHz
VBW
1MHz
Sweep Time
100ms
Detector Type
Sample



6dB(Hz)	Fl-6dB(Hz)	Fh-6dB(Hz)	OBW(Hz)	Fl-OBW(Hz)	Fh-OBW(Hz)	Limit(Hz)	Port
7.05M	2.458475G	2.465525G	10.42M	2.456753G	2.467172G	500k	1
7.05M	2.458475G	2.465525G	10.32M	2.456803G	2.467122G	500k	2

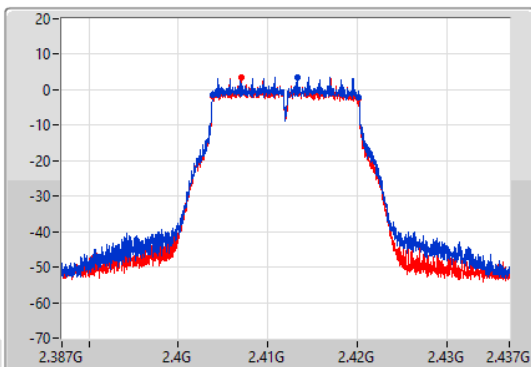
802.11g_Nss1,(6Mbps)_2TX

EBW

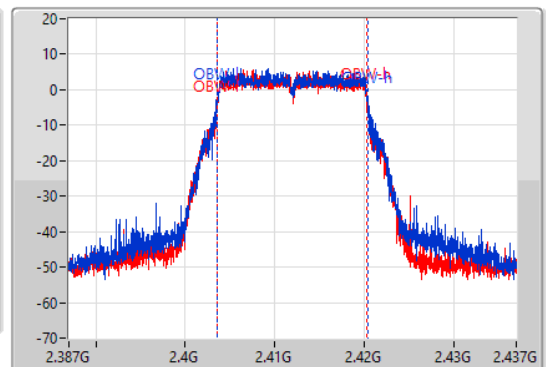
2412MHz

17/09/2021

CF
2.412GHz
Span
50MHz
RBW
100kHz
VBW
300kHz
Sweep Time
100ms
Detector Type
Peak
Port 1
Port 2



CF
2.412GHz
Span
50MHz
RBW
300kHz
VBW
1MHz
Sweep Time
100ms
Detector Type
Sample



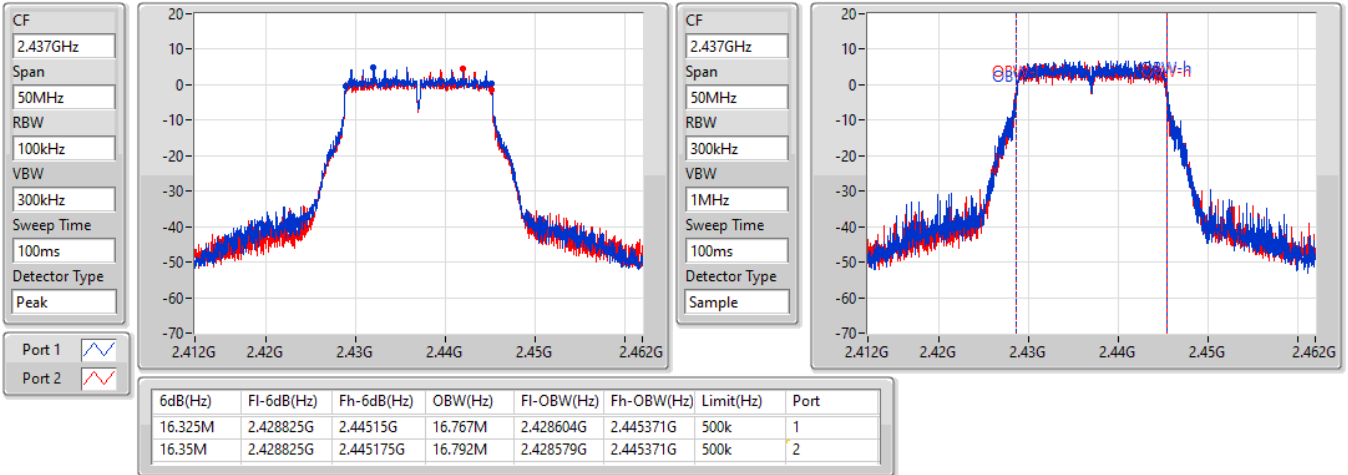
6dB(Hz)	Fl-6dB(Hz)	Fh-6dB(Hz)	OBW(Hz)	Fl-OBW(Hz)	Fh-OBW(Hz)	Limit(Hz)	Port
16.35M	2.403825G	2.420175G	16.792M	2.403579G	2.420371G	500k	1
16.35M	2.403825G	2.420175G	16.767M	2.403554G	2.420321G	500k	2

802.11g_Nss1,(6Mbps)_2TX

EBW

2437MHz

17/09/2021

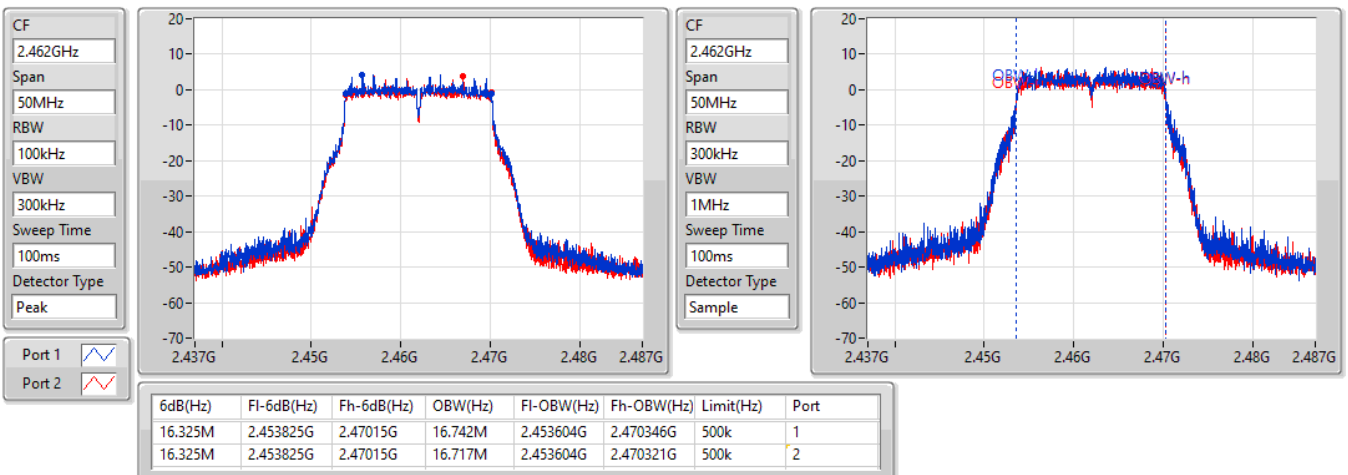


802.11g_Nss1,(6Mbps)_2TX

EBW

2462MHz

17/09/2021

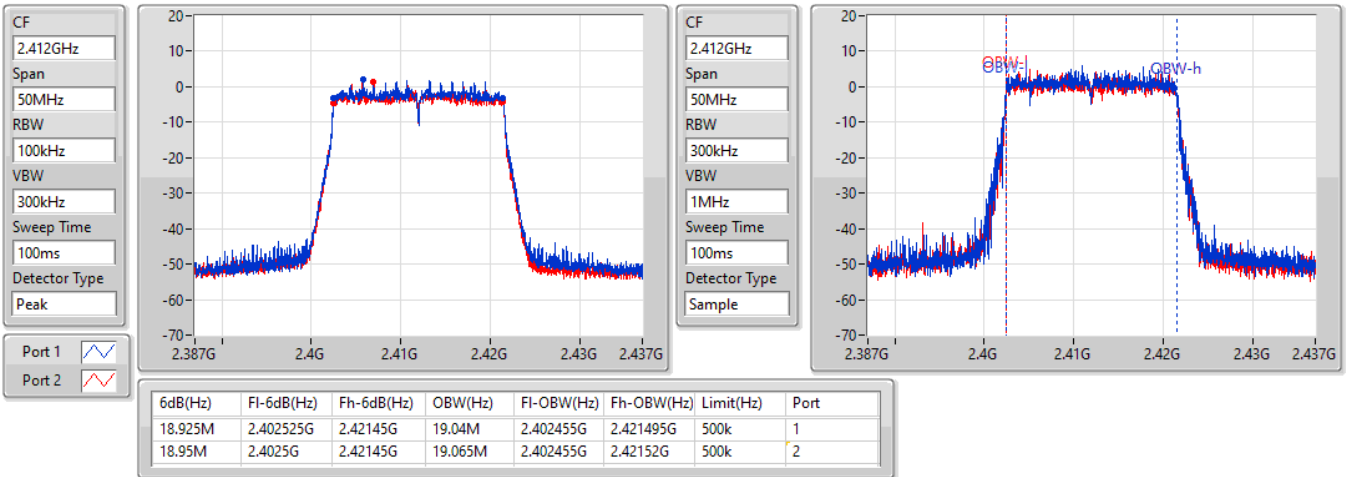


802.11ax HEW20_Nss1,(MCS0)_2TX

EBW

2412MHz

17/09/2021

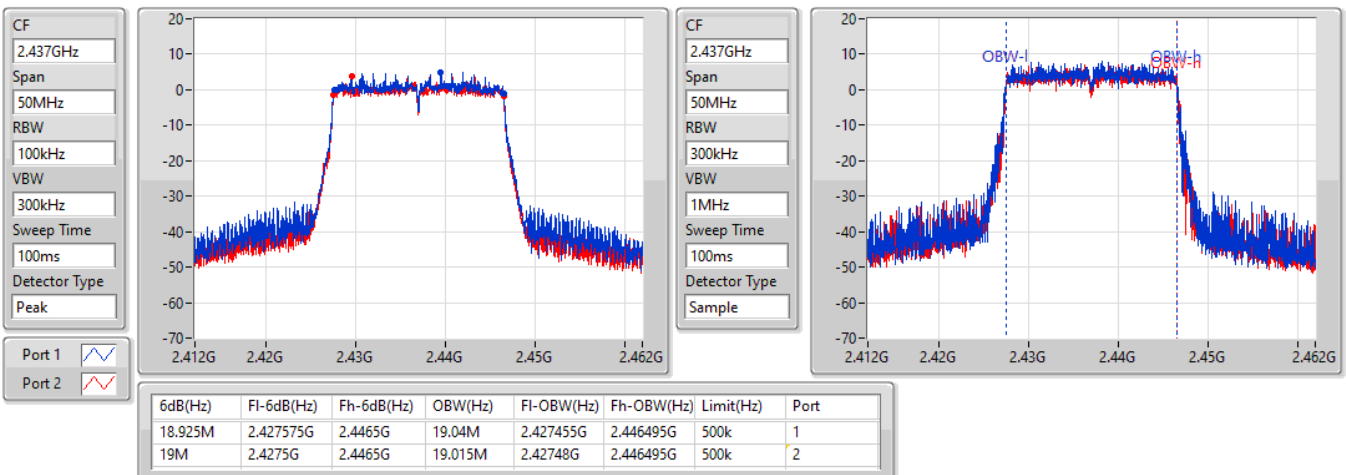


802.11ax HEW20_Nss1,(MCS0)_2TX

EBW

2437MHz

17/09/2021

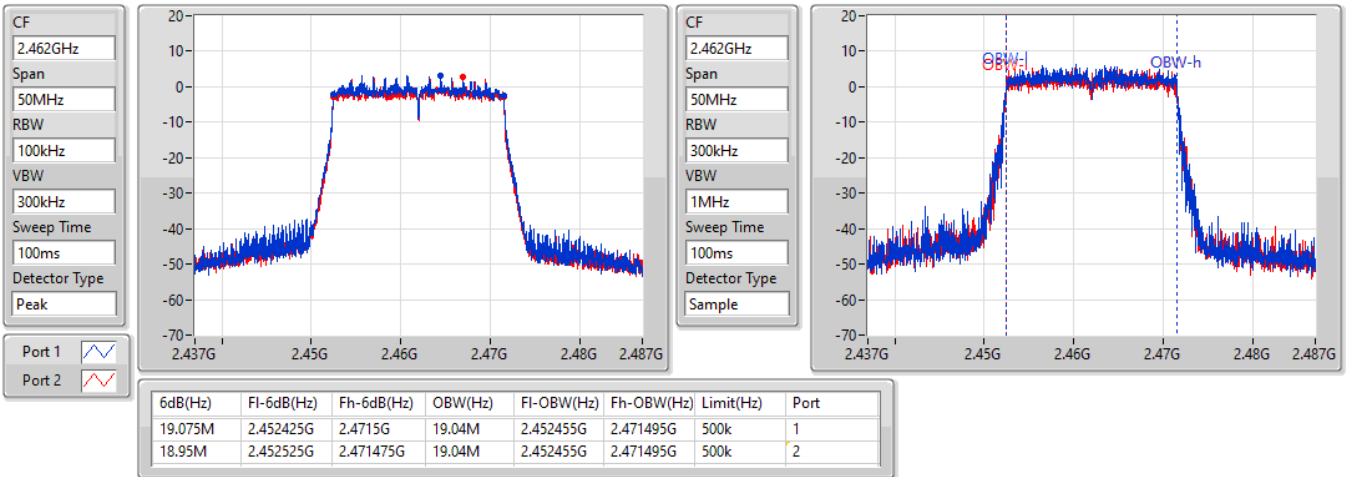


802.11ax HEW20_Nss1,(MCS0)_2TX

EBW

2462MHz

17/09/2021

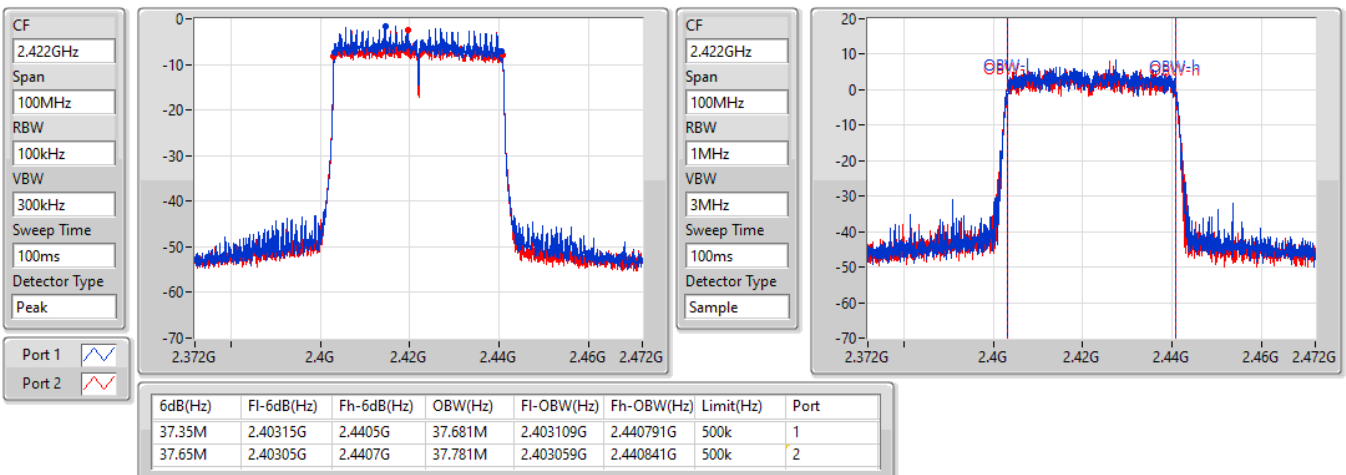


802.11ax HEW40_Nss1,(MCS0)_2TX

EBW

2422MHz

17/09/2021

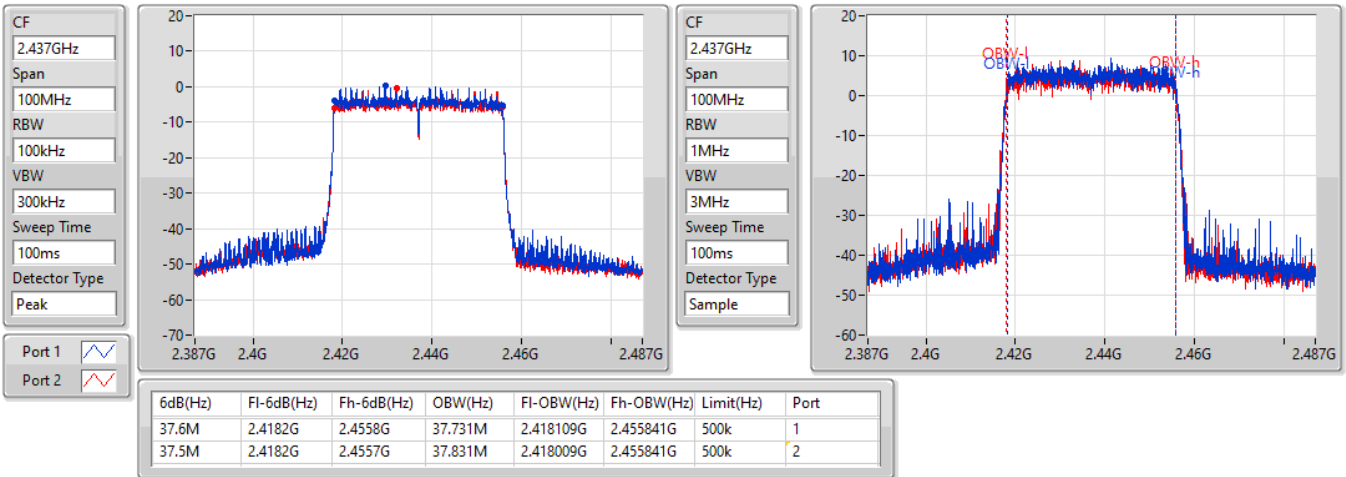


802.11ax HEW40_Nss1,(MCS0)_2TX

EBW

2437MHz

17/09/2021

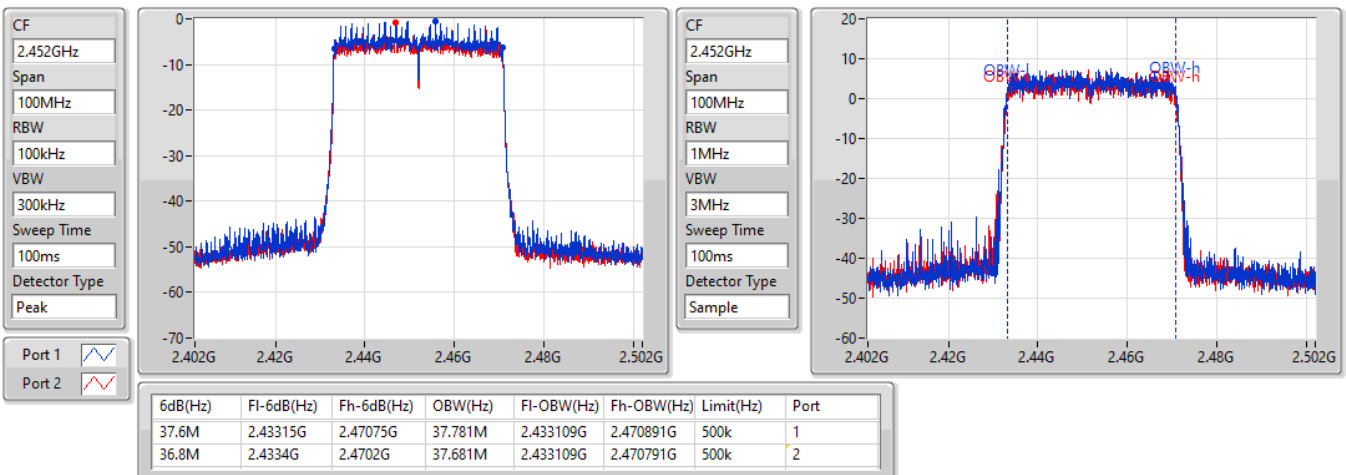


802.11ax HEW40_Nss1,(MCS0)_2TX

EBW

2452MHz

17/09/2021





Summary

Mode	Total Power (dBm)	Total Power (W)
2.4-2.4835GHz	-	-
802.11b_Nss1,(1Mbps)_2TX	19.26	0.08433
802.11g_Nss1,(6Mbps)_2TX	19.31	0.08531
802.11ax HEW20_Nss1,(MCS0)_2TX	19.36	0.08630
802.11ax HEW40_Nss1,(MCS0)_2TX	17.46	0.05572



Result

Mode	Result	DG (dBi)	Port 1 (dBm)	Port 2 (dBm)	Total Power (dBm)	Power Limit (dBm)
802.11b_Nss1,(1Mbps)_2TX	-	-	-	-	-	-
2412MHz	Pass	3.30	16.12	16.21	19.18	30.00
2437MHz	Pass	3.30	16.21	16.29	19.26	30.00
2462MHz	Pass	3.30	16.18	16.25	19.23	30.00
802.11g_Nss1,(6Mbps)_2TX	-	-	-	-	-	-
2412MHz	Pass	3.30	15.31	14.89	18.12	30.00
2437MHz	Pass	3.30	16.46	16.14	19.31	30.00
2462MHz	Pass	3.30	15.58	15.08	18.35	30.00
802.11ax HEW20_Nss1,(MCS0)_2TX	-	-	-	-	-	-
2412MHz	Pass	3.30	13.68	13.02	16.37	30.00
2417MHz	Pass	3.30	15.68	15.32	18.51	30.00
2437MHz	Pass	3.30	16.56	16.13	19.36	30.00
2457MHz	Pass	3.30	15.88	15.17	18.55	30.00
2462MHz	Pass	3.30	14.79	14.25	17.54	30.00
802.11ax HEW40_Nss1,(MCS0)_2TX	-	-	-	-	-	-
2422MHz	Pass	3.30	12.63	12.06	15.36	30.00
2437MHz	Pass	3.30	14.77	14.11	17.46	30.00
2452MHz	Pass	3.30	13.77	13.18	16.50	30.00

DG = Directional Gain; Port X = Port X output power



Summary

Mode	Total Power (dBm)	Total Power (W)
2.4-2.4835GHz	-	-
802.11ax HEW20-BF_Nss1,(MCS0)_2TX	19.36	0.08630
802.11ax HEW40-BF_Nss1,(MCS0)_2TX	17.46	0.05572



Result

Mode	Result	DG (dBi)	Port 1 (dBm)	Port 2 (dBm)	Total Power (dBm)	Power Limit (dBm)
802.11ax HEW20-BF_Nss1,(MCS0)_2TX	-	-	-	-	-	-
2412MHz	Pass	6.26	13.68	13.02	16.37	29.74
2417MHz	Pass	6.26	15.68	15.32	18.51	29.74
2437MHz	Pass	6.26	16.56	16.13	19.36	29.74
2457MHz	Pass	6.26	15.88	15.17	18.55	29.74
2462MHz	Pass	6.26	14.79	14.25	17.54	29.74
802.11ax HEW40-BF_Nss1,(MCS0)_2TX	-	-	-	-	-	-
2422MHz	Pass	6.26	12.63	12.06	15.36	29.74
2437MHz	Pass	6.26	14.77	14.11	17.46	29.74
2452MHz	Pass	6.26	13.77	13.18	16.50	29.74

DG = Directional Gain; Port X = Port X output power

Summary

Mode	PD (dBm/RBW)
2.4-2.4835GHz	-
802.11b_Nss1,(1Mbps)_2TX	-4.13
802.11g_Nss1,(6Mbps)_2TX	-6.83
802.11ax HEW20_Nss1,(MCS0)_2TX	-7.48
802.11ax HEW40_Nss1,(MCS0)_2TX	-11.14

RBW = 3kHz;

Result

Mode	Result	DG (dBi)	Port 1 (dBm/RBW)	Port 2 (dBm/RBW)	PD (dBm/RBW)	PD Limit (dBm/RBW)
802.11b_Nss1,(1Mbps)_2TX	-	-	-	-	-	-
2412MHz	Pass	6.26	-6.26	-6.49	-4.39	7.74
2437MHz	Pass	6.26	-6.17	-5.74	-4.13	7.74
2462MHz	Pass	6.26	-6.06	-6.26	-4.27	7.74
802.11g_Nss1,(6Mbps)_2TX	-	-	-	-	-	-
2412MHz	Pass	6.26	-10.28	-9.69	-8.04	7.74
2437MHz	Pass	6.26	-9.18	-8.52	-6.83	7.74
2462MHz	Pass	6.26	-10.19	-10.92	-7.89	7.74
802.11ax HEW20_Nss1,(MCS0)_2TX	-	-	-	-	-	-
2412MHz	Pass	6.26	-12.89	-13.40	-10.13	7.74
2437MHz	Pass	6.26	-9.80	-9.22	-7.48	7.74
2462MHz	Pass	6.26	-12.04	-12.54	-9.44	7.74
802.11ax HEW40_Nss1,(MCS0)_2TX	-	-	-	-	-	-
2422MHz	Pass	6.26	-15.75	-16.17	-12.98	7.74
2437MHz	Pass	6.26	-14.20	-14.10	-11.14	7.74
2452MHz	Pass	6.26	-15.35	-15.11	-12.40	7.74

DG = Directional Gain; RBW = 3kHz;
 PD = trace bin-by-bin of each transmits port summing can be performed maximum power density; Port X = Port X Power Density;

802.11b_Nss1,(1Mbps)_2TX

PSD

2412MHz

17/09/2021

CF
2.412GHz

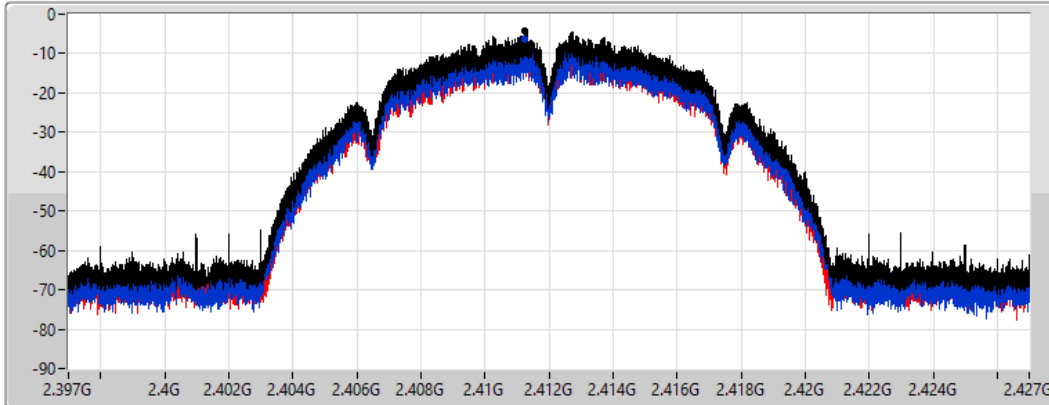
Span
30MHz

RBW
3kHz

VBW
10kHz

Sweep Time
4.424357ms

Detector Type
Peak



Sum

Port 1

Port 2

Sum	PD	Port 1	Port 2
(dBm/RBW)	(dBm/RBW)	(dBm/RBW)	(dBm/RBW)
-4.39	-4.39	-6.26	-6.49

802.11b_Nss1,(1Mbps)_2TX

PSD

2437MHz

17/09/2021

CF
2.437GHz

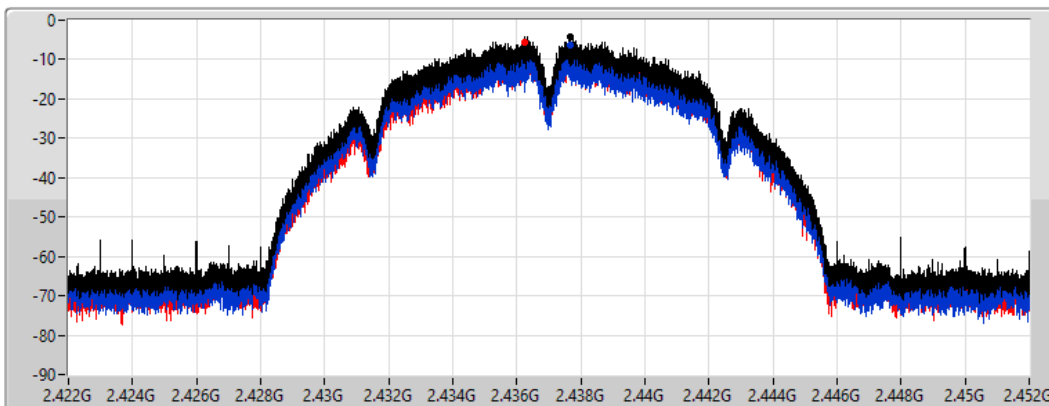
Span
30MHz

RBW
3kHz

VBW
10kHz

Sweep Time
4.424357ms

Detector Type
Peak



Sum

Port 1

Port 2

Sum	PD	Port 1	Port 2
(dBm/RBW)	(dBm/RBW)	(dBm/RBW)	(dBm/RBW)
-4.13	-4.13	-6.17	-5.74

802.11b_Nss1,(1Mbps)_2TX

PSD

2462MHz

17/09/2021

CF
2.462GHz

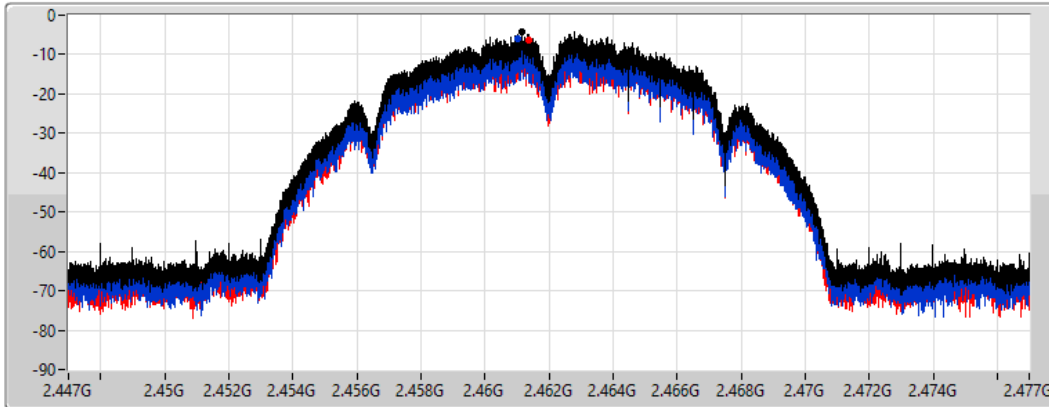
Span
30MHz

RBW
3kHz

VBW
10kHz

Sweep Time
4.424357ms

Detector Type
Peak



Sum

Port 1

Port 2

Sum	PD	Port 1	Port 2
(dBm/RBW)	(dBm/RBW)	(dBm/RBW)	(dBm/RBW)
-4.27	-4.27	-6.06	-6.26

802.11g_Nss1,(6Mbps)_2TX

PSD

2412MHz

17/09/2021

CF
2.412GHz

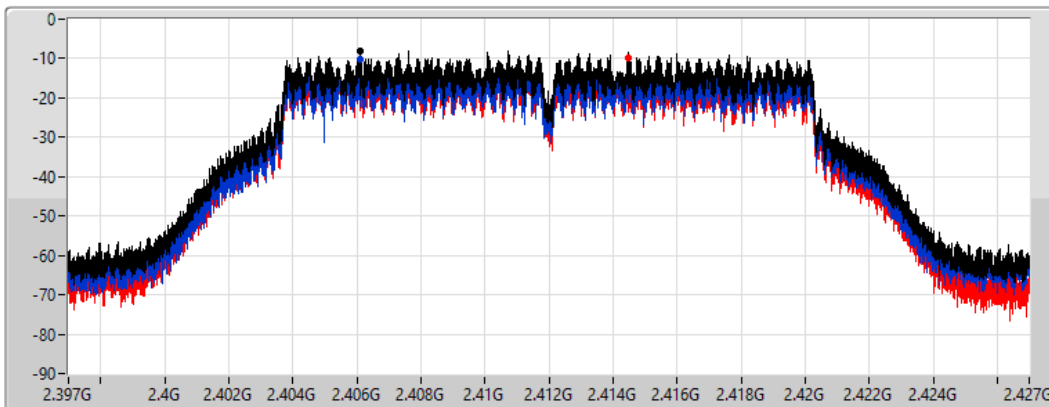
Span
30MHz

RBW
3kHz

VBW
10kHz

Sweep Time
4.424357ms

Detector Type
Peak



Sum

Port 1

Port 2

Sum	PD	Port 1	Port 2
(dBm/RBW)	(dBm/RBW)	(dBm/RBW)	(dBm/RBW)
-8.04	-8.04	-10.28	-9.69

802.11g_Nss1,(6Mbps)_2TX

PSD

2437MHz

17/09/2021

CF
2.437GHz

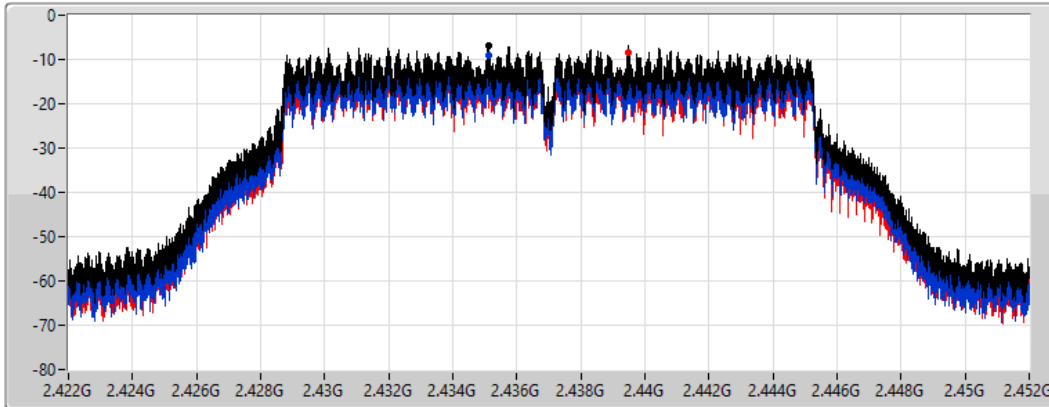
Span
30MHz


RBW
3kHz


VBW
10kHz


Sweep Time
4.424357ms

Detector Type
Peak



Sum 

Port 1 

Port 2 

Sum	PD	Port 1	Port 2
(dBm/RBW)	(dBm/RBW)	(dBm/RBW)	(dBm/RBW)
-6.83	-6.83	-9.18	-8.52

802.11g_Nss1,(6Mbps)_2TX

PSD

2462MHz

17/09/2021

CF
2.462GHz

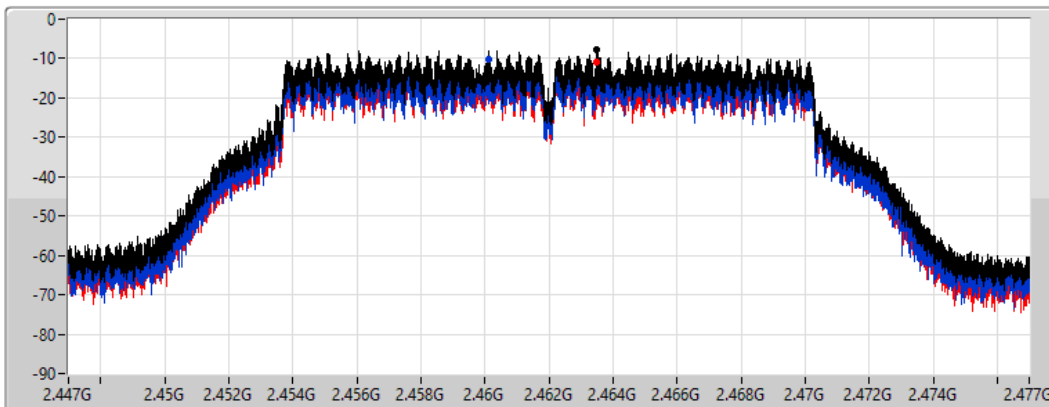
Span
30MHz


RBW
3kHz


VBW
10kHz


Sweep Time
4.424357ms

Detector Type
Peak



Sum 

Port 1 

Port 2 

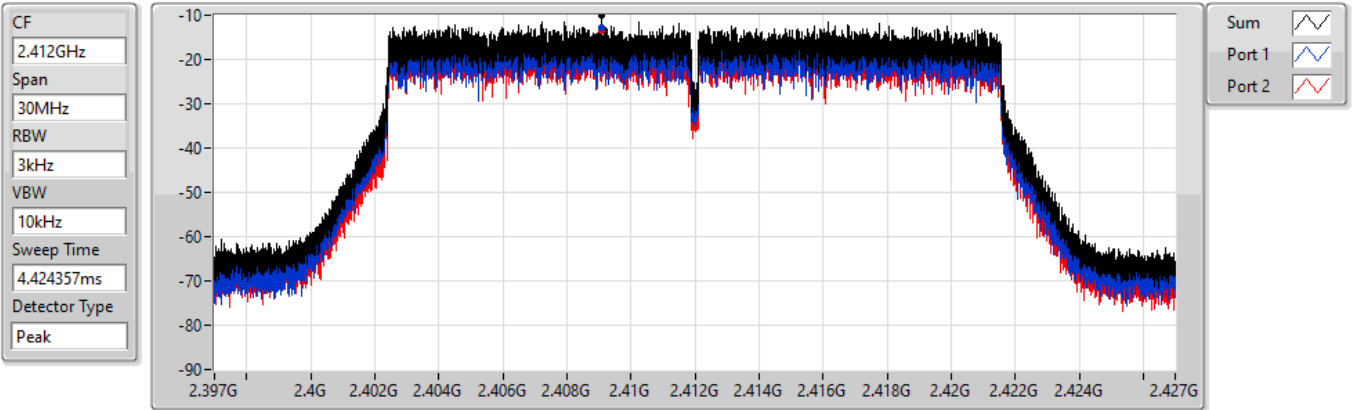
Sum	PD	Port 1	Port 2
(dBm/RBW)	(dBm/RBW)	(dBm/RBW)	(dBm/RBW)
-7.89	-7.89	-10.19	-10.92

802.11ax HEW20_Nss1,(MCS0)_2TX

PSD

2412MHz

17/09/2021



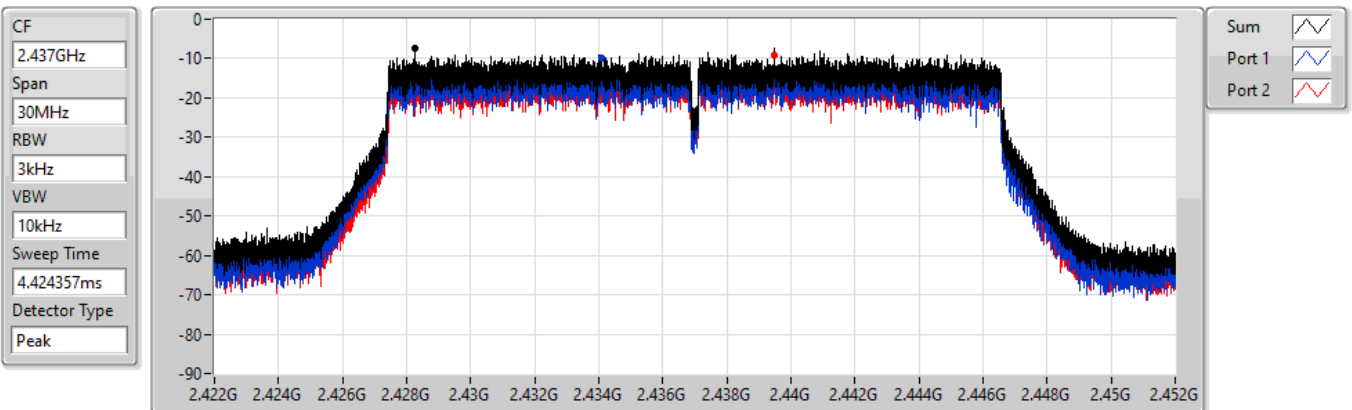
Sum	PD	Port 1	Port 2
(dBm/RBW)	(dBm/RBW)	(dBm/RBW)	(dBm/RBW)
-10.13	-10.13	-12.89	-13.40

802.11ax HEW20_Nss1,(MCS0)_2TX

PSD

2437MHz

17/09/2021



Sum	PD	Port 1	Port 2
(dBm/RBW)	(dBm/RBW)	(dBm/RBW)	(dBm/RBW)
-7.48	-7.48	-9.80	-9.22

802.11ax HEW20_Nss1,(MCS0)_2TX

PSD

2462MHz

17/09/2021

CF
2.462GHz

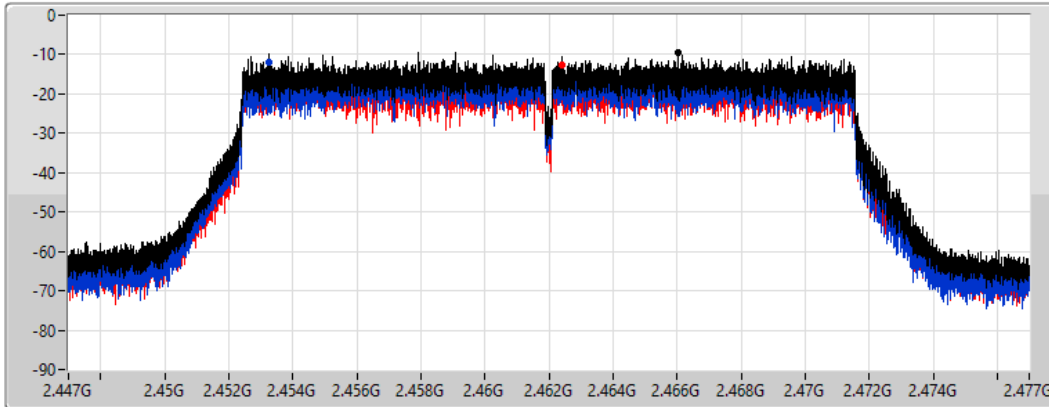
Span
30MHz


RBW
3kHz


VBW
10kHz


Sweep Time
4.424357ms

Detector Type
Peak



Sum 

Port 1 

Port 2 

Sum	PD	Port 1	Port 2
(dBm/RBW)	(dBm/RBW)	(dBm/RBW)	(dBm/RBW)
-9.44	-9.44	-12.04	-12.54

802.11ax HEW40_Nss1,(MCS0)_2TX

PSD

2422MHz

17/09/2021

CF
2.422GHz

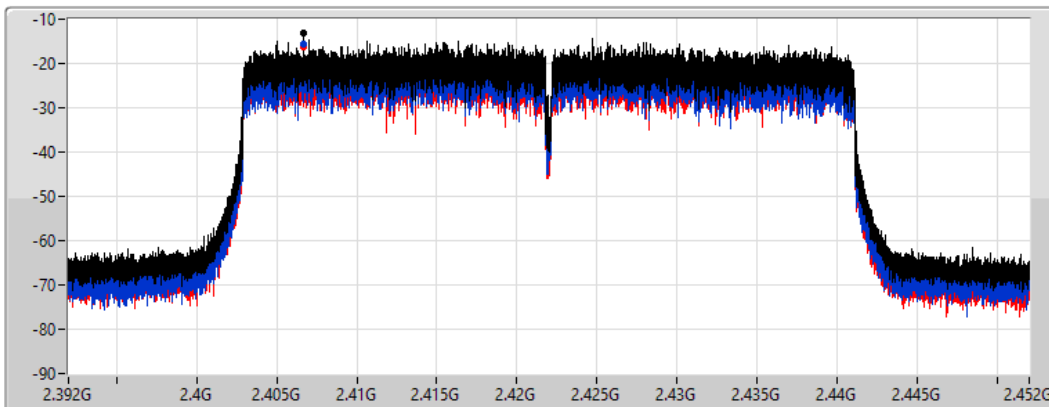
Span
60MHz


RBW
3kHz


VBW
10kHz


Sweep Time
8.848933ms

Detector Type
Peak



Sum 

Port 1 

Port 2 

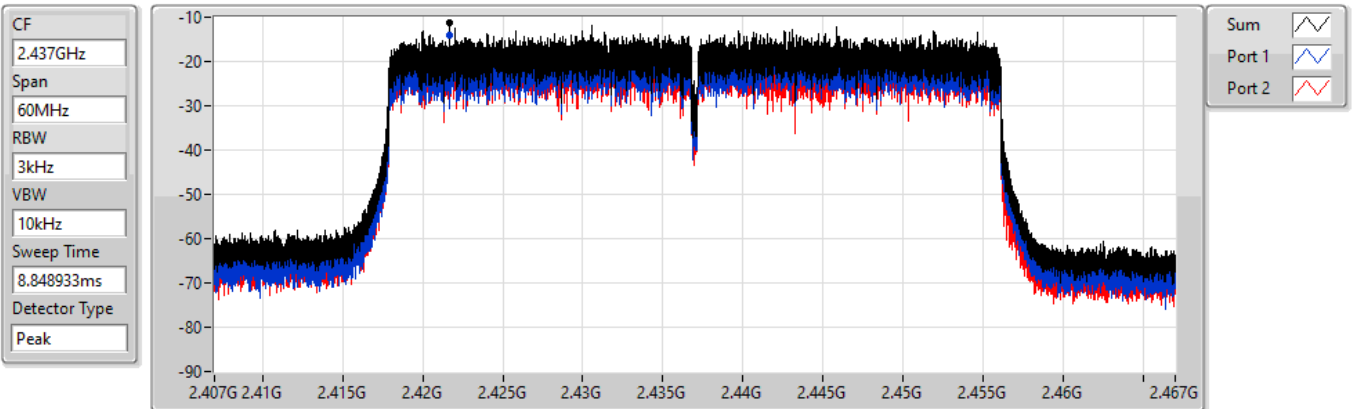
Sum	PD	Port 1	Port 2
(dBm/RBW)	(dBm/RBW)	(dBm/RBW)	(dBm/RBW)
-12.98	-12.98	-15.75	-16.17

802.11ax HEW40_Nss1,(MCS0)_2TX

PSD

2437MHz

17/09/2021



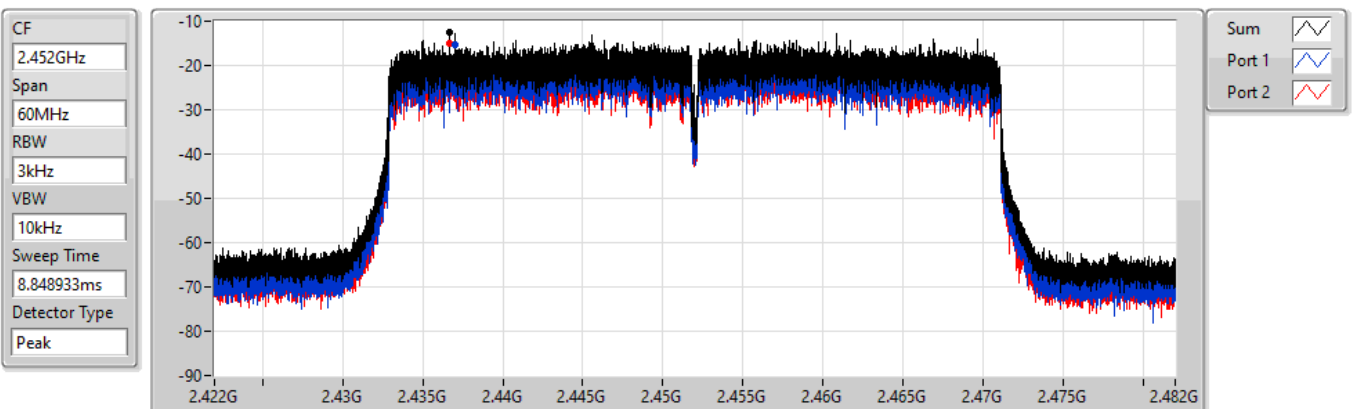
Sum	PD	Port 1	Port 2
(dBm/RBW)	(dBm/RBW)	(dBm/RBW)	(dBm/RBW)
-11.14	-11.14	-14.20	-14.10

802.11ax HEW40_Nss1,(MCS0)_2TX

PSD

2452MHz

17/09/2021



Sum	PD	Port 1	Port 2
(dBm/RBW)	(dBm/RBW)	(dBm/RBW)	(dBm/RBW)
-12.40	-12.40	-15.35	-15.11



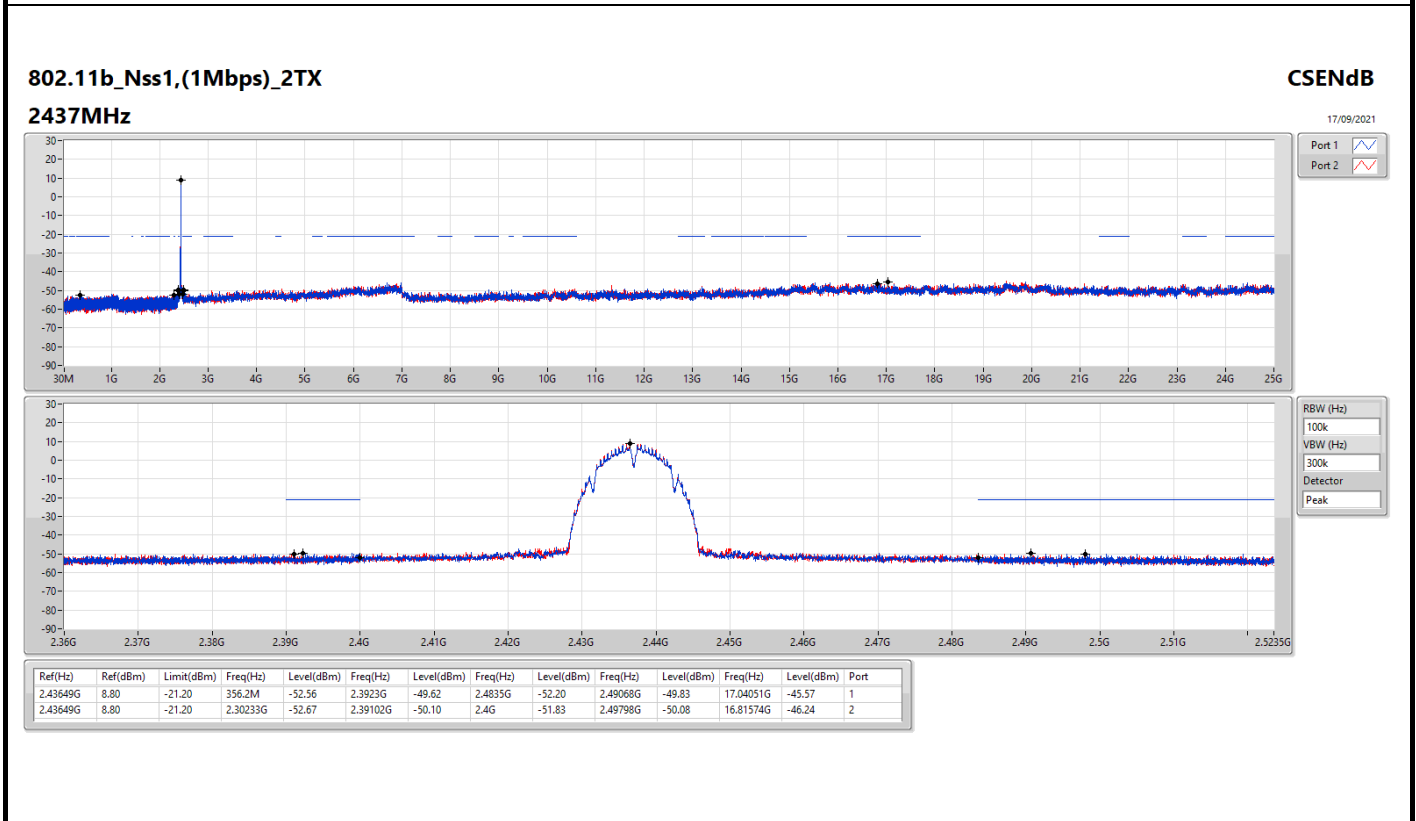
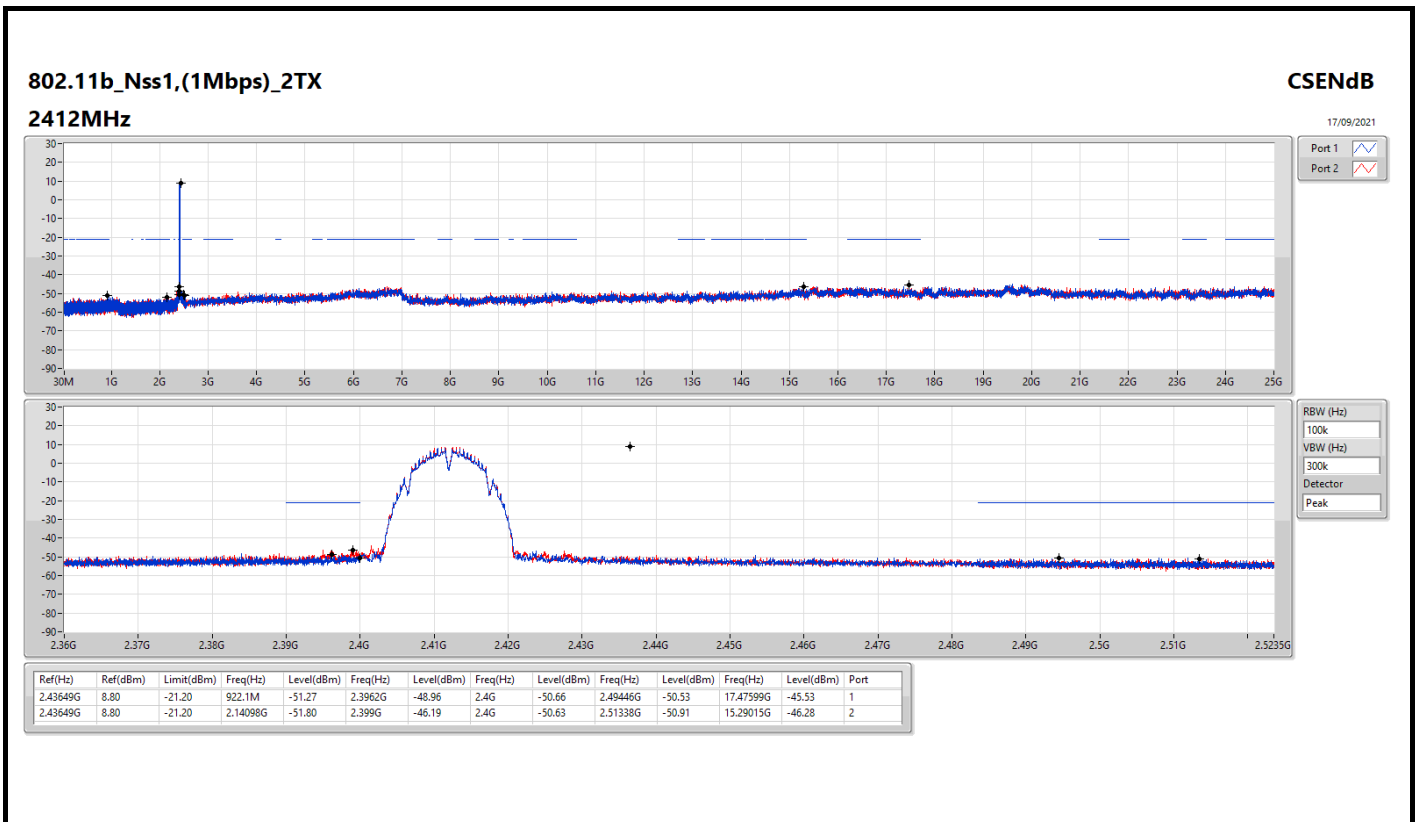
Summary

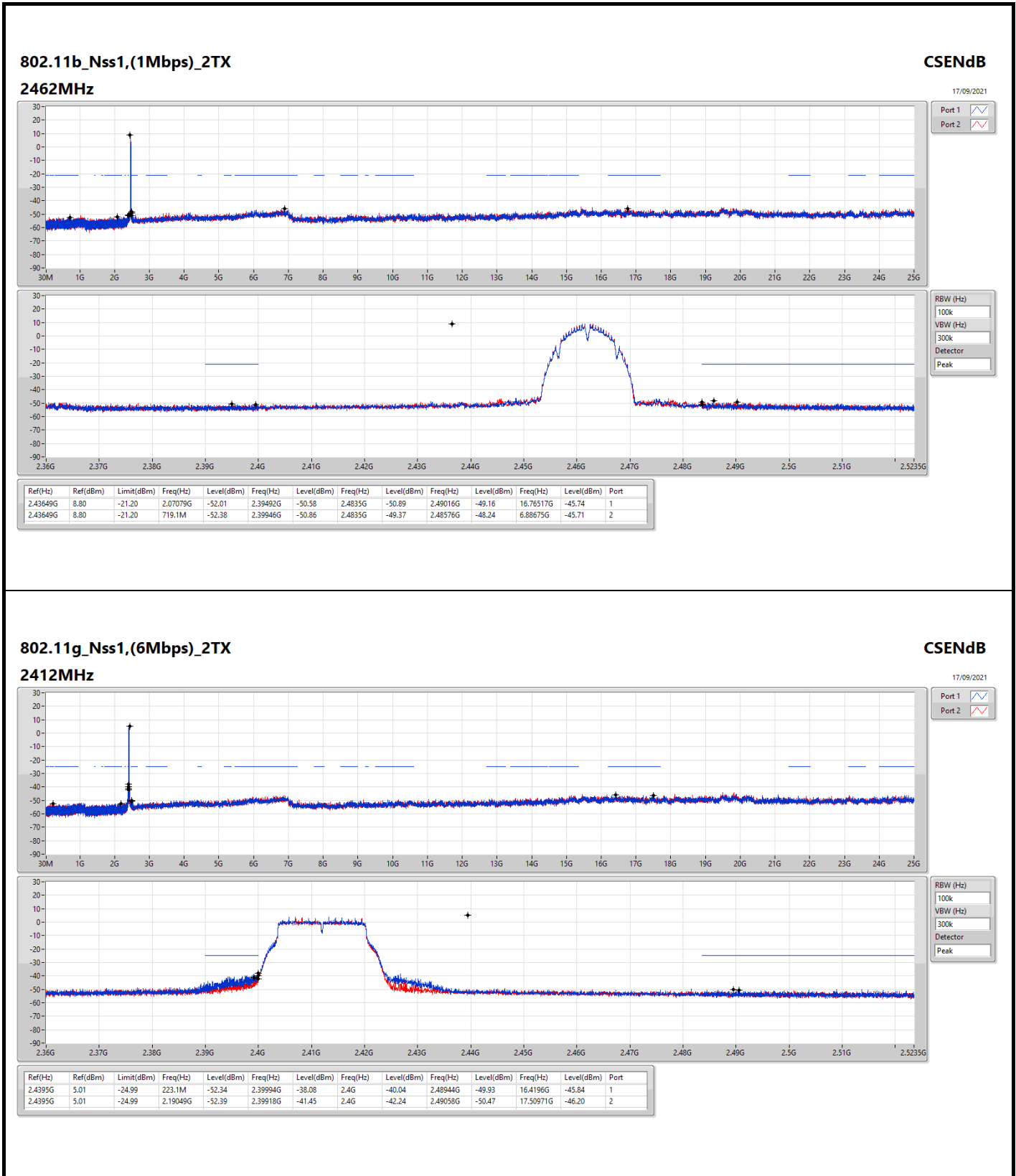
Mode	Result	Ref (Hz)	Ref (dBm)	Limit (dBm)	Freq (Hz)	Level (dBm)	Freq (Hz)	Level (dBm)	Freq (Hz)	Level (dBm)	Freq (Hz)	Level (dBm)	Freq (Hz)	Level (dBm)	Port
2.4-2.4835GHz	-	-	-	-	-	-	-	-	-	-	-	-	-	-	-
802.11b_Nss1,(1Mbps)_2TX	Pass	2.43649G	8.80	-21.20	2.14098G	-51.80	2.399G	-46.19	2.4G	-50.63	2.51338G	-50.91	15.29015G	-46.28	2
802.11g_Nss1,(6Mbps)_2TX	Pass	2.4395G	5.01	-24.99	223.1M	-52.34	2.39994G	-38.08	2.4G	-40.04	2.48944G	-49.93	16.4196G	-45.84	1
802.11ax HEW20_Nss1,(MCS0)_2TX	Pass	2.43824G	4.98	-25.02	957.05M	-51.95	2.39462G	-39.66	2.4G	-43.86	2.4899G	-50.76	6.80527G	-45.38	1
802.11ax HEW40_Nss1,(MCS0)_2TX	Pass	2.43198G	0.33	-29.67	2.14167G	-52.01	2.39924G	-42.45	2.4G	-44.10	2.4847G	-48.39	16.763G	-45.83	1



Result

Mode	Result	Ref (Hz)	Ref (dBm)	Limit (dBm)	Freq (Hz)	Level (dBm)	Freq (Hz)	Level (dBm)	Freq (Hz)	Level (dBm)	Freq (Hz)	Level (dBm)	Freq (Hz)	Level (dBm)	Port
802.11b_Nss1,(1Mbps)_2TX	-	-	-	-	-	-	-	-	-	-	-	-	-	-	-
2412MHz	Pass	2.43649G	8.80	-21.20	922.1M	-51.27	2.3962G	-48.96	2.4G	-50.66	2.49446G	-50.53	17.47599G	-45.53	1
2412MHz	Pass	2.43649G	8.80	-21.20	2.14098G	-51.80	2.399G	-46.19	2.4G	-50.63	2.51338G	-50.91	15.29015G	-46.28	2
2437MHz	Pass	2.43649G	8.80	-21.20	356.2M	-52.56	2.3923G	-49.62	2.4835G	-52.20	2.49068G	-49.83	17.04051G	-45.57	1
2437MHz	Pass	2.43649G	8.80	-21.20	2.30233G	-52.67	2.39102G	-50.10	2.4G	-51.83	2.49798G	-50.08	16.81574G	-46.24	2
2462MHz	Pass	2.43649G	8.80	-21.20	2.07079G	-52.01	2.39492G	-50.58	2.4835G	-50.89	2.49016G	-49.16	16.76517G	-45.74	1
2462MHz	Pass	2.43649G	8.80	-21.20	719.1M	-52.38	2.39946G	-50.86	2.4835G	-49.37	2.48576G	-48.24	6.88675G	-45.71	2
802.11g_Nss1,(6Mbps)_2TX	-	-	-	-	-	-	-	-	-	-	-	-	-	-	-
2412MHz	Pass	2.4395G	5.01	-24.99	223.1M	-52.34	2.39994G	-38.08	2.4G	-40.04	2.48944G	-49.93	16.4196G	-45.84	1
2412MHz	Pass	2.4395G	5.01	-24.99	2.19049G	-52.39	2.39918G	-41.45	2.4G	-42.24	2.49058G	-50.47	17.50971G	-46.20	2
2437MHz	Pass	2.4395G	5.01	-24.99	2.13253G	-52.52	2.3959G	-48.85	2.4835G	-51.02	2.4949G	-48.74	24.78928G	-46.20	1
2437MHz	Pass	2.4395G	5.01	-24.99	2.0804G	-52.02	2.39914G	-48.21	2.4G	-50.35	2.51088G	-49.63	16.82979G	-46.49	2
2462MHz	Pass	2.4395G	5.01	-24.99	932M	-51.51	2.3971G	-50.42	2.4835G	-51.11	2.48582G	-47.82	17.48723G	-45.38	1
2462MHz	Pass	2.4395G	5.01	-24.99	2.11186G	-51.83	2.39176G	-50.54	2.4835G	-50.53	2.48436G	-46.04	17.54623G	-45.90	2
802.11ax HEW20_Nss1,(MCS0)_2TX	-	-	-	-	-	-	-	-	-	-	-	-	-	-	-
2412MHz	Pass	2.43824G	4.98	-25.02	957.05M	-51.95	2.39462G	-39.66	2.4G	-43.86	2.4899G	-50.76	6.80527G	-45.38	1
2412MHz	Pass	2.43824G	4.98	-25.02	2.15059G	-51.52	2.39996G	-42.96	2.4G	-45.14	2.50204G	-50.47	16.42522G	-46.45	2
2437MHz	Pass	2.43824G	4.98	-25.02	2.04108G	-51.62	2.39116G	-48.32	2.4G	-49.86	2.51912G	-49.29	16.84946G	-46.37	1
2437MHz	Pass	2.43824G	4.98	-25.02	2.19078G	-52.31	2.39656G	-48.92	2.4G	-50.18	2.48794G	-49.68	6.75751G	-45.88	2
2462MHz	Pass	2.43824G	4.98	-25.02	2.18933G	-51.48	2.39216G	-50.48	2.4835G	-50.47	2.48392G	-45.30	6.8727G	-45.51	1
2462MHz	Pass	2.43824G	4.98	-25.02	2.12787G	-52.22	2.3949G	-50.92	2.4835G	-48.06	2.4842G	-46.85	16.2454G	-46.53	2
802.11ax HEW40_Nss1,(MCS0)_2TX	-	-	-	-	-	-	-	-	-	-	-	-	-	-	-
2422MHz	Pass	2.43198G	0.33	-29.67	2.13795G	-52.24	2.39884G	-43.11	2.4G	-47.09	2.49098G	-51.07	24.77564G	-45.55	1
2422MHz	Pass	2.43198G	0.33	-29.67	871M	-52.10	2.39896G	-43.87	2.4G	-47.33	2.5205G	-50.20	16.76861G	-45.22	2
2437MHz	Pass	2.43198G	0.33	-29.67	2.14167G	-52.01	2.39924G	-42.45	2.4G	-44.10	2.4847G	-48.39	16.763G	-45.83	1
2437MHz	Pass	2.43198G	0.33	-29.67	1.75838G	-52.31	2.39928G	-44.64	2.4G	-49.65	2.49262G	-49.41	24.40543G	-45.63	2
2452MHz	Pass	2.43198G	0.33	-29.67	818.33M	-51.90	2.39092G	-50.62	2.4835G	-50.77	2.48698G	-45.59	16.8275G	-45.77	1
2452MHz	Pass	2.43198G	0.33	-29.67	639.71M	-52.89	2.3956G	-50.11	2.4835G	-51.67	2.48702G	-48.58	6.99471G	-45.55	2



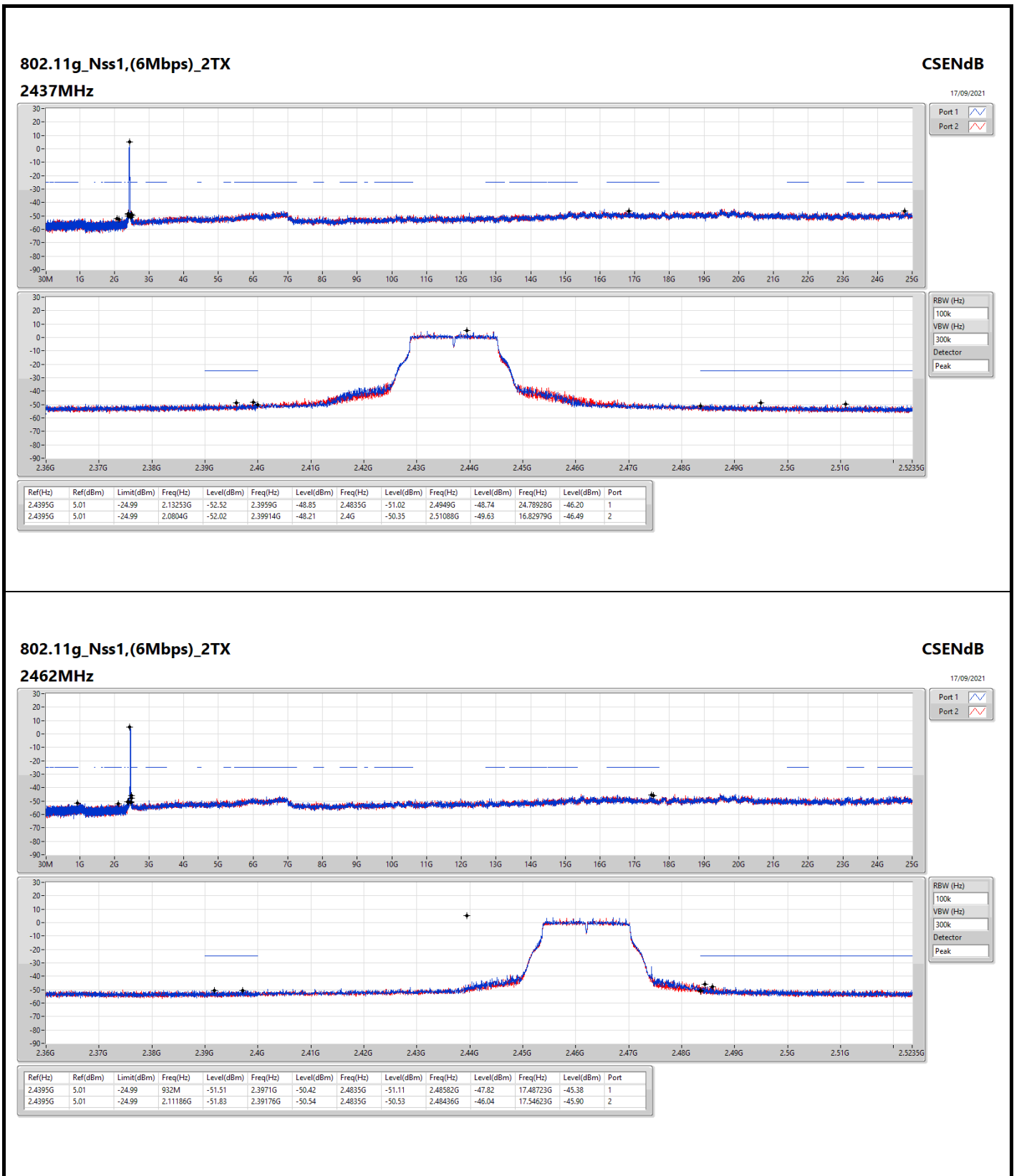


802.11g_Nss1,(6Mbps)_2TX

2412MHz

CSENdB

17/09/2021

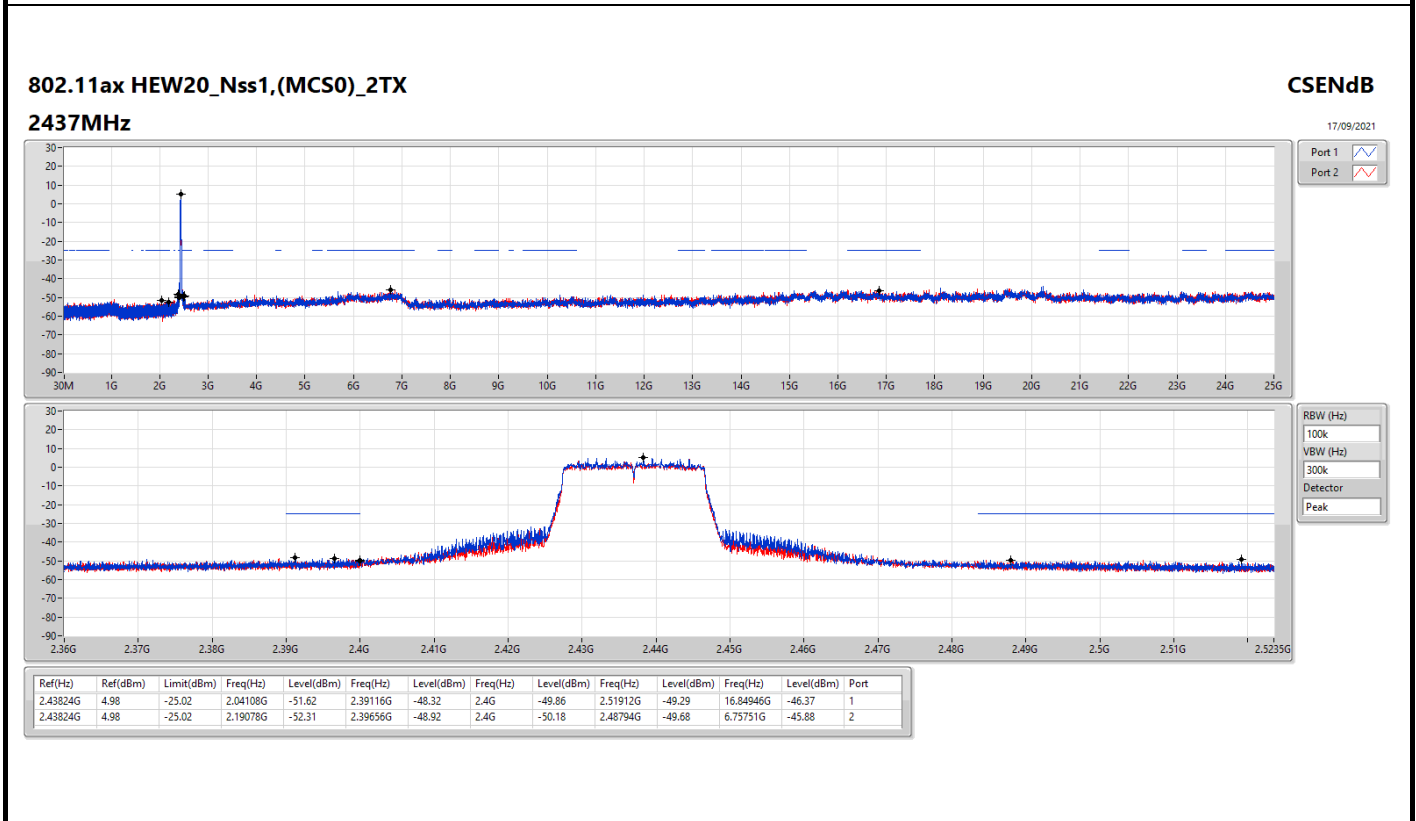
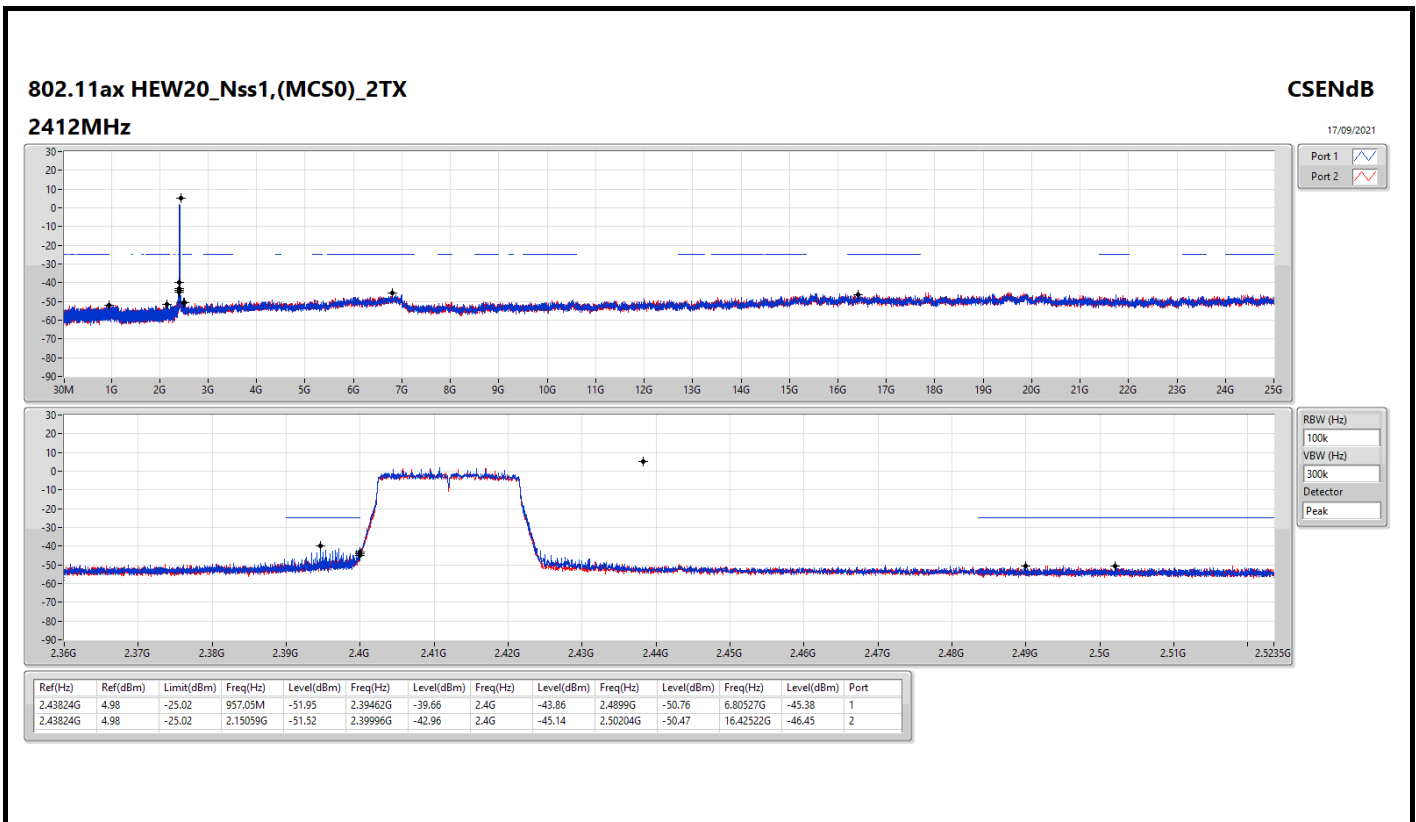


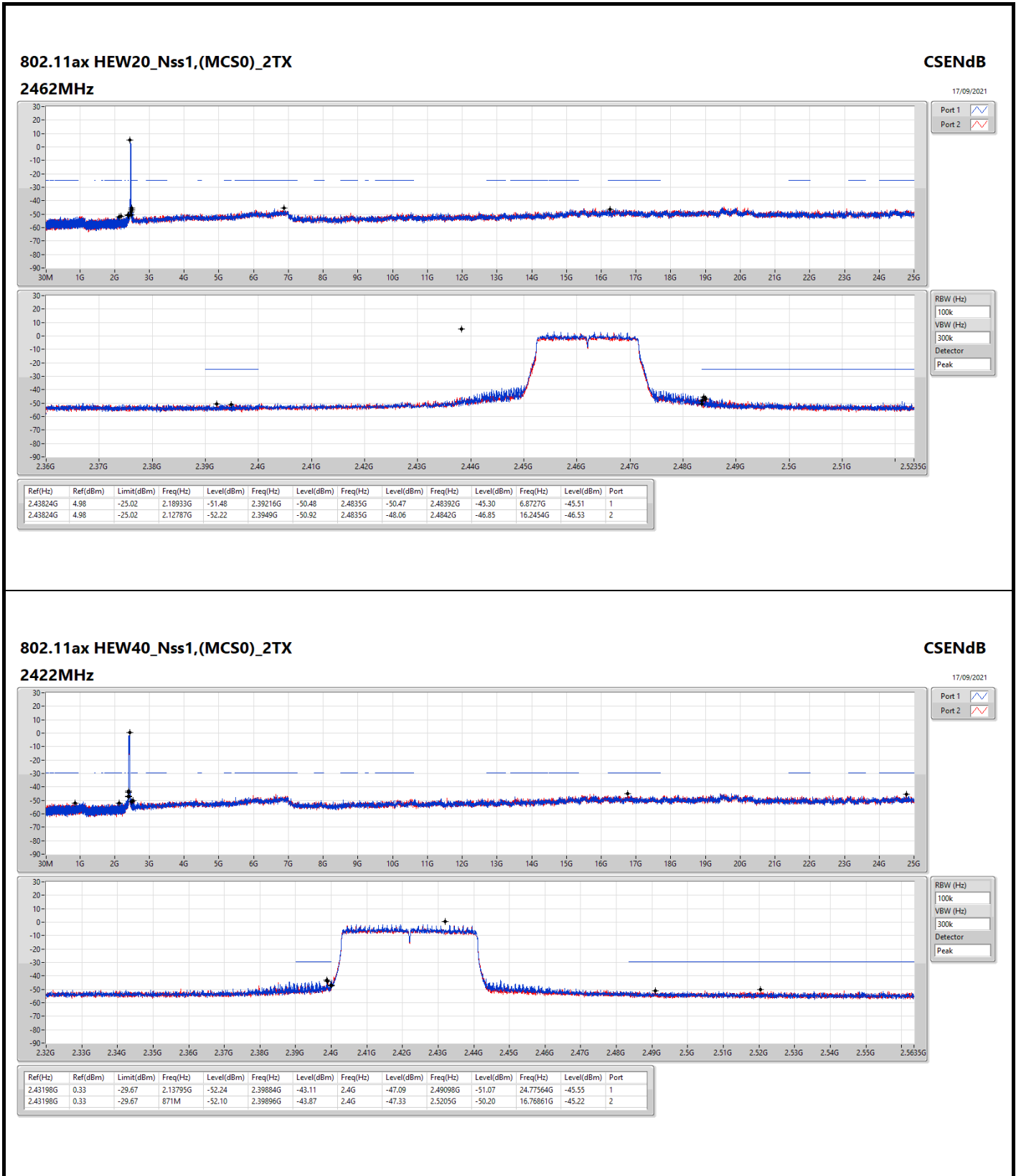
802.11g_Nss1,(6Mbps)_2TX

2462MHz

CSENdB

17/09/2021



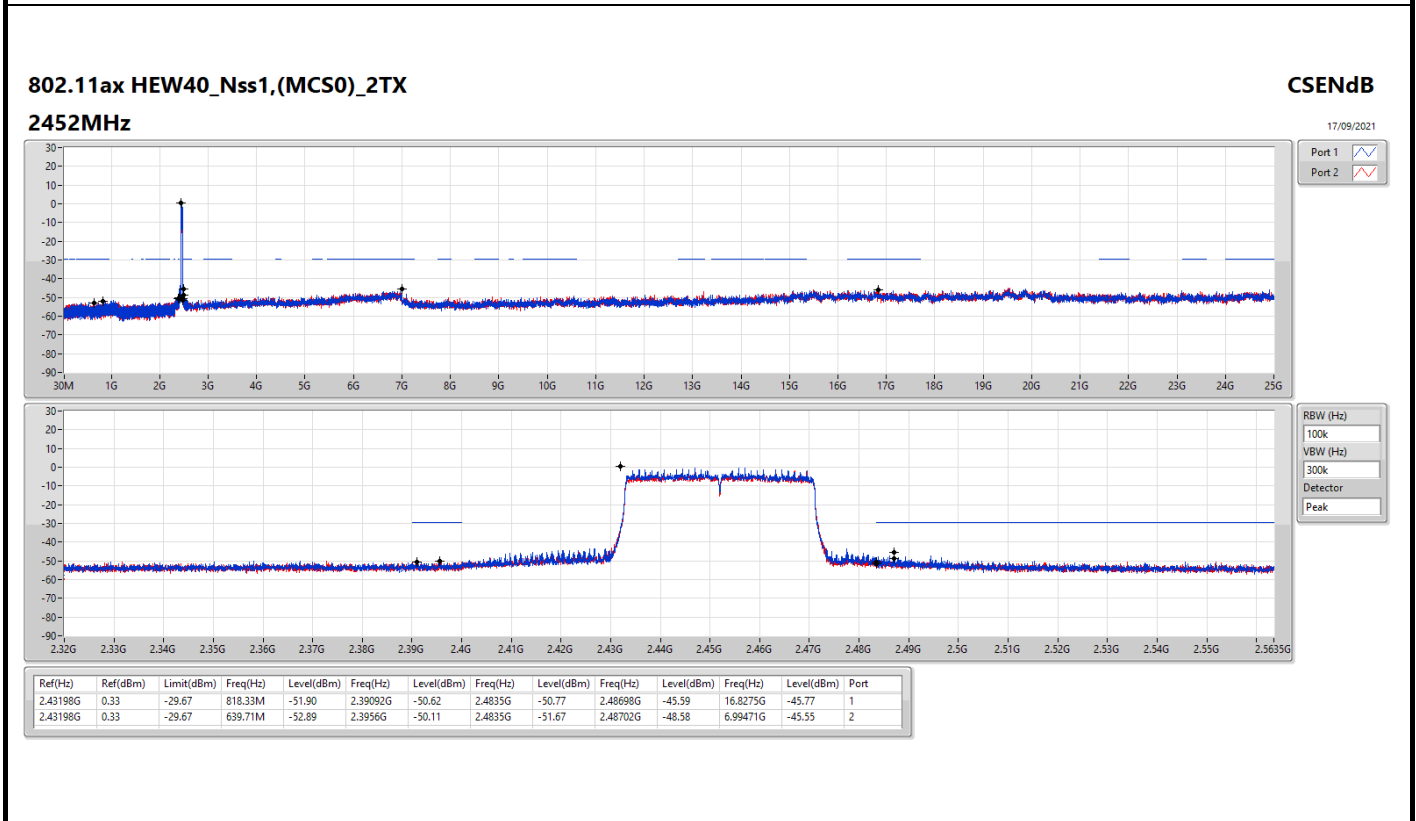
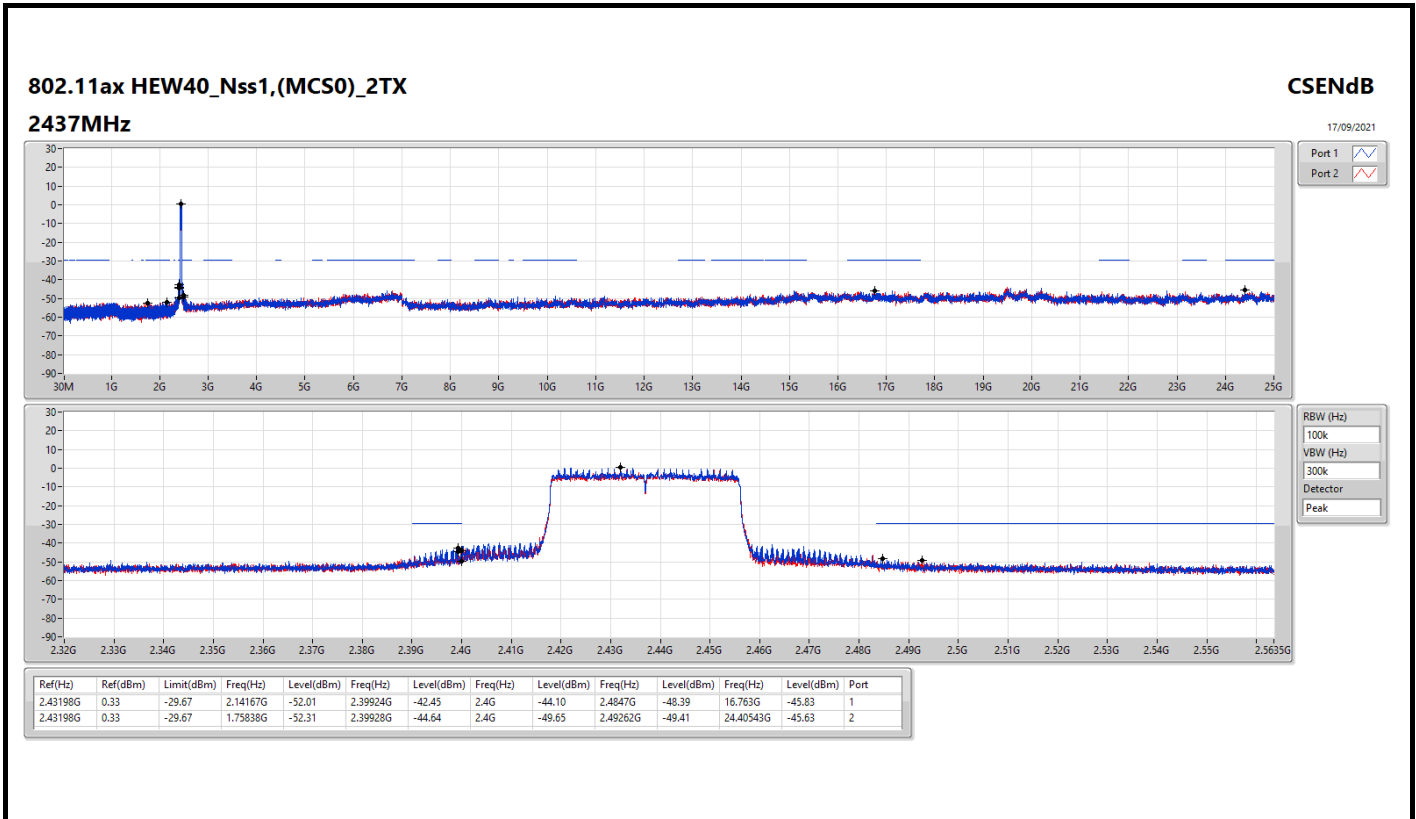


802.11ax HEW40_Nss1,(MCS0)_2TX

2422MHz

CSENdB

17/09/2021

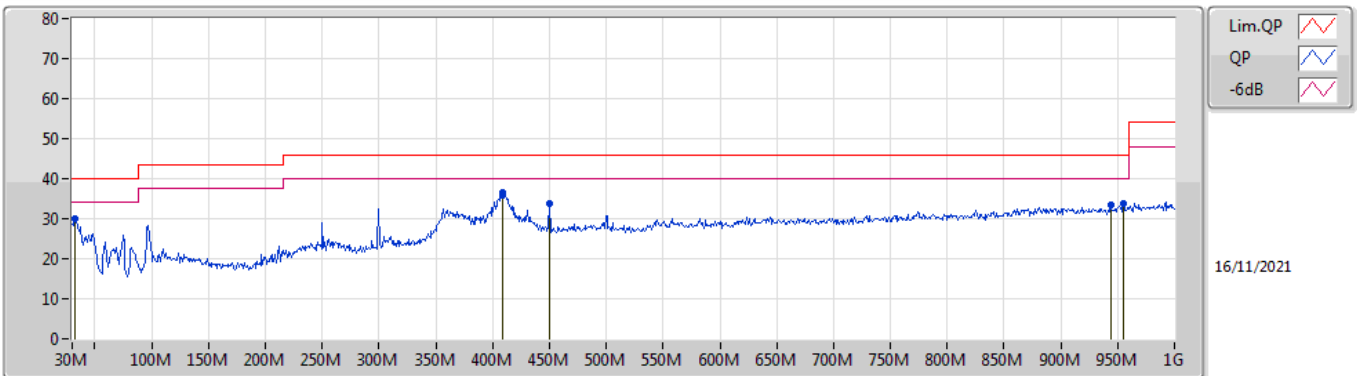




Summary

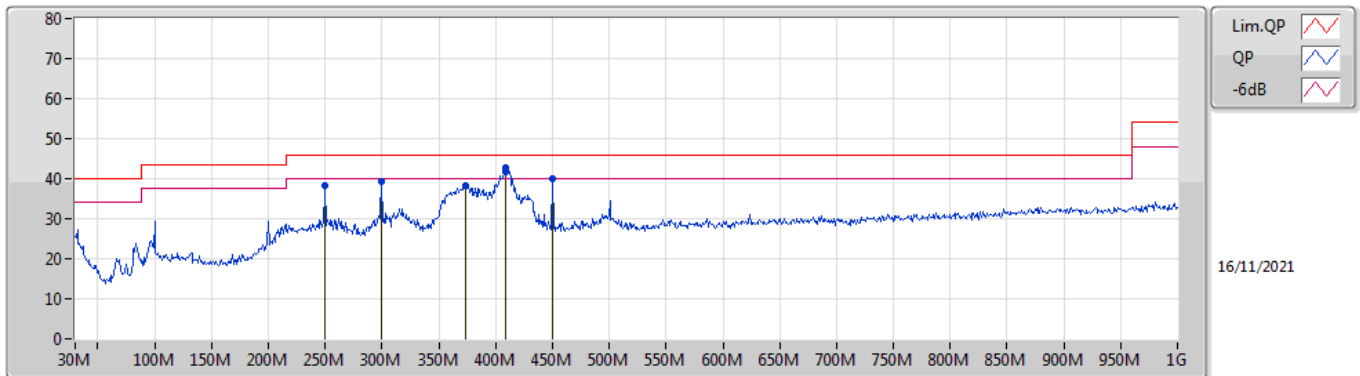
Mode	Result	Type	Freq (Hz)	Level (dBuV/m)	Limit (dBuV/m)	Margin (dB)	Condition
Mode 3	Pass	PK	409.27M	42.64	46.00	-3.36	Horizontal

Mode 3



Type	Freq (Hz)	Level (dBuV/m)	Limit (dBuV/m)	Margin (dB)	Factor (dB/m)	Dist (m)	Condition	Azimuth (°)	Height (m)	Comment	Raw (dBuV/m)	AF (dB/m)	CL (dB)	PA (dB)
PK	32.91M	30.14	40.00	-9.86	-8.12	3	Vertical	249	1.00	-	38.26	22.57	0.86	31.55
PK	408.3M	35.89	46.00	-10.11	-7.01	3	Vertical	120	2.00	-	42.90	22.06	3.13	32.20
PK	409.27M	36.50	46.00	-9.50	-6.95	3	Vertical	107	2.00	"Worst"	43.45	22.12	3.14	32.21
PK	450.01M	33.63	46.00	-12.37	-6.33	3	Vertical	133	2.00	-	39.96	22.65	3.30	32.28
PK	943.74M	33.29	46.00	-12.71	-1.21	3	Vertical	178	1.50	-	34.50	26.37	5.00	32.58
PK	955.38M	33.89	46.00	-12.11	-1.00	3	Vertical	0	1.50	-	34.89	26.55	5.02	32.57

Mode 3



Type	Freq (Hz)	Level (dBuV/m)	Limit (dBuV/m)	Margin (dB)	Factor (dB/m)	Dist (m)	Condition	Azimuth (°)	Height (m)	Comment	Raw (dBuV/m)	AF (dB/m)	CL (dB)	PA (dB)
PK	250.19M	38.32	46.00	-7.68	-11.42	3	Horizontal	173	1.50	-	49.74	18.19	2.40	32.01
PK	299.66M	39.26	46.00	-6.74	-10.43	3	Horizontal	179	1.00	-	49.69	18.95	2.70	32.08
PK	373.38M	38.29	46.00	-7.71	-8.42	3	Horizontal	360	1.00	-	46.71	20.74	2.99	32.15
PK	408.3M	41.80	46.00	-4.20	-7.01	3	Horizontal	16	1.00	-	48.81	22.06	3.13	32.20
PK	409.27M	42.64	46.00	-3.36	-6.95	3	Horizontal	23	1.00	"Worst"	49.59	22.12	3.14	32.21
PK	450.01M	40.02	46.00	-5.98	-6.33	3	Horizontal	154	1.00	-	46.35	22.65	3.30	32.28



Summary

Mode	Result	F-Start (Hz)	F-Stop (Hz)	Type	Freq (Hz)	DG (dBi)	P1 (dBm)	P2 (dBm)	Psum (dBm)	EIRP (dBm)	Limit (dBm)	Margin (dB)
2.4-2.4835GHz	-	-	-	-	-	-	-	-	-	-	-	-
802.11ax HEW20_Nss1,(MCS0)_2TX	Pass	30M	1G	PK	52.31M	6.26	-86.27	-88.32	-84.16	-73.20	-55.20	-18.00

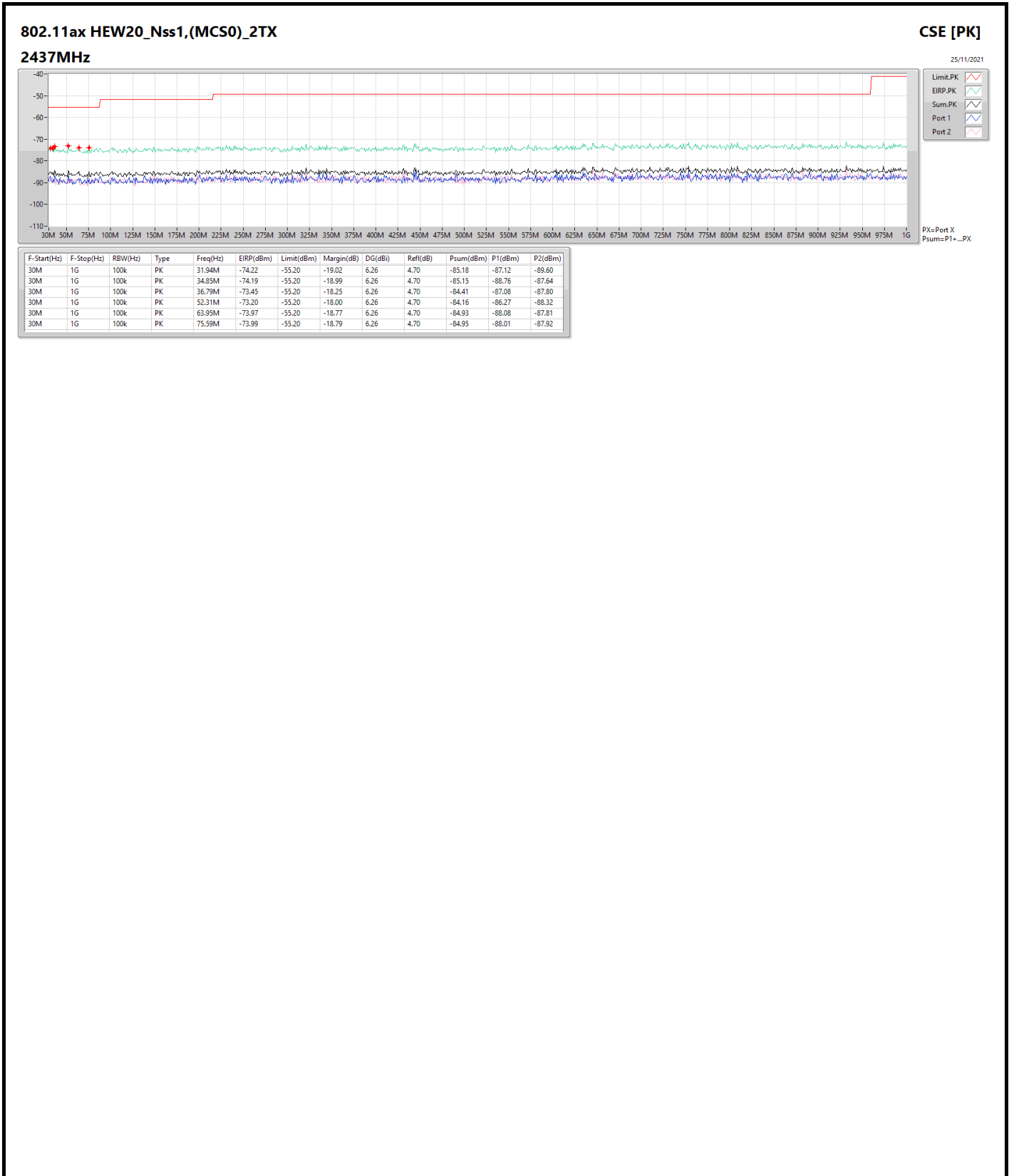
DG = Directional Gain ; PX=Port X; Psum=P1+P2+...PX



Result

Mode	Result	F-Start (Hz)	F-Stop (Hz)	Type	Freq (Hz)	DG (dBi)	P1 (dBm)	P2 (dBm)	Psum (dBm)	EIRP (dBm)	Limit (dBm)	Margin (dB)
802.11ax HEW20_Nss1,(MCS0)_2TX	-	-	-	-	-	-	-	-	-	-	-	-
2437MHz	Pass	30M	1G	PK	31.94M	6.26	-87.12	-89.60	-85.18	-74.22	-55.20	-19.02
2437MHz	Pass	30M	1G	PK	34.85M	6.26	-88.76	-87.64	-85.15	-74.19	-55.20	-18.99
2437MHz	Pass	30M	1G	PK	36.79M	6.26	-87.08	-87.80	-84.41	-73.45	-55.20	-18.25
2437MHz	Pass	30M	1G	PK	52.31M	6.26	-86.27	-88.32	-84.16	-73.20	-55.20	-18.00
2437MHz	Pass	30M	1G	PK	63.95M	6.26	-88.08	-87.81	-84.93	-73.97	-55.20	-18.77
2437MHz	Pass	30M	1G	PK	75.59M	6.26	-88.01	-87.92	-84.95	-73.99	-55.20	-18.79

DG = Directional Gain ; PX=Port X; Psum=P1+P2+...PX





Summary

Mode	Result	F-Start (Hz)	F-Stop (Hz)	Type	Freq (Hz)	DG (dB)	P1 (dBm)	P2 (dBm)	Psum (dBm)	EIRP (dBm)	Limit (dBm)	Margin (dB)
2.4-2.4835GHz	-	-	-	-	-	-	-	-	-	-	-	-
802.11b_Nss1,(1Mbps)_2TX	Pass	2.36G	2.4G	AV	2.36268G	6.26	-53.71	-53.58	-50.63	-44.37	-41.20	-3.17
802.11g_Nss1,(6Mbps)_2TX	Pass	2.4835G	2.5235G	AV	2.4839G	6.26	-53.28	-50.27	-48.51	-42.25	-41.20	-1.05
802.11ax HEW20_Nss1,(MCS0)_2TX	Pass	2.4835G	2.5235G	AV	2.48386G	6.26	-49.93	-54.29	-48.57	-42.31	-41.20	-1.11
802.11ax HEW40_Nss1,(MCS0)_2TX	Pass	2.32G	2.4G	AV	2.39G	6.26	-52.16	-52.57	-49.35	-43.09	-41.20	-1.89

DG = Directional Gain ; PX=Port X; Psum=P1+P2+...PX



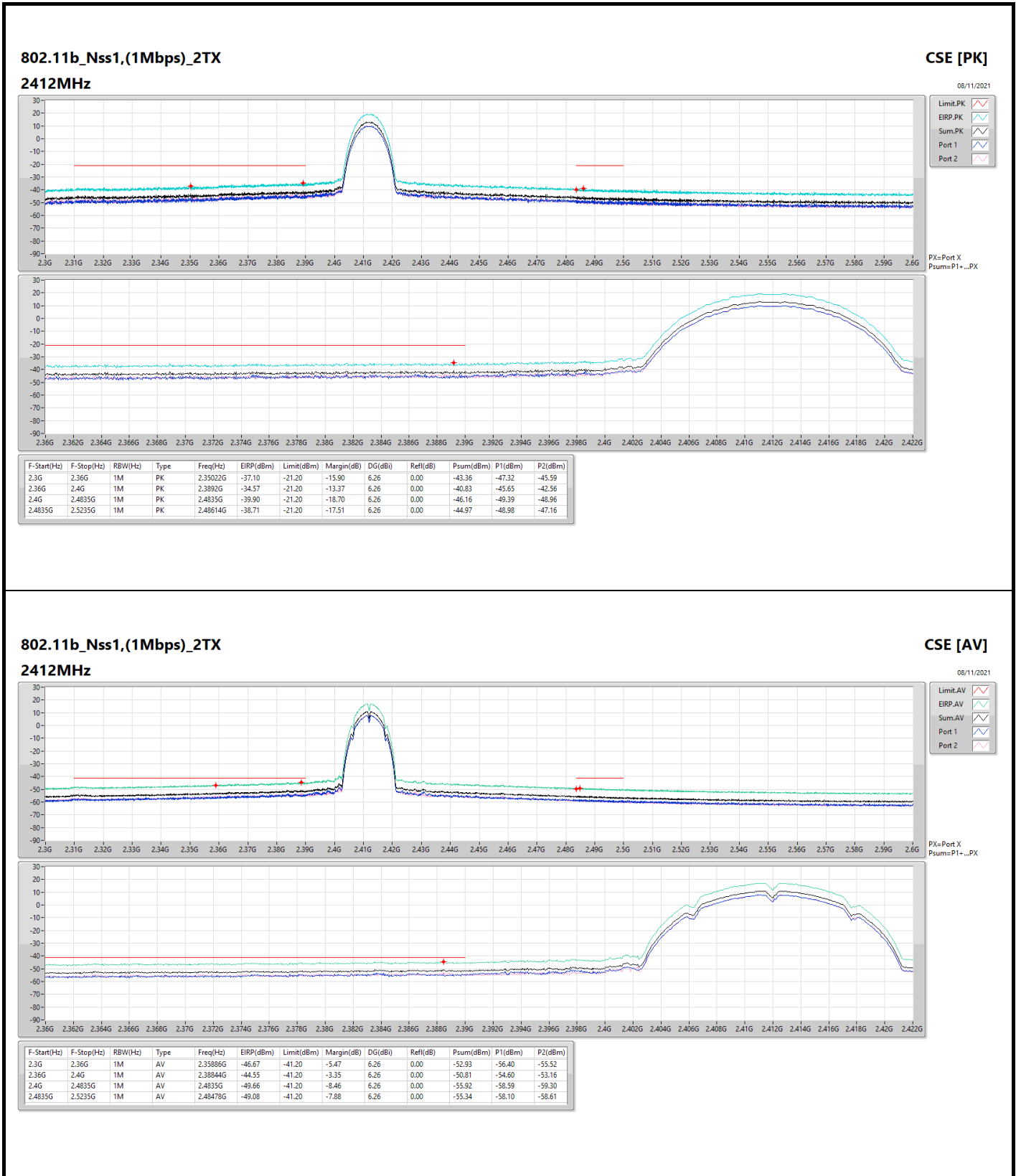
Result

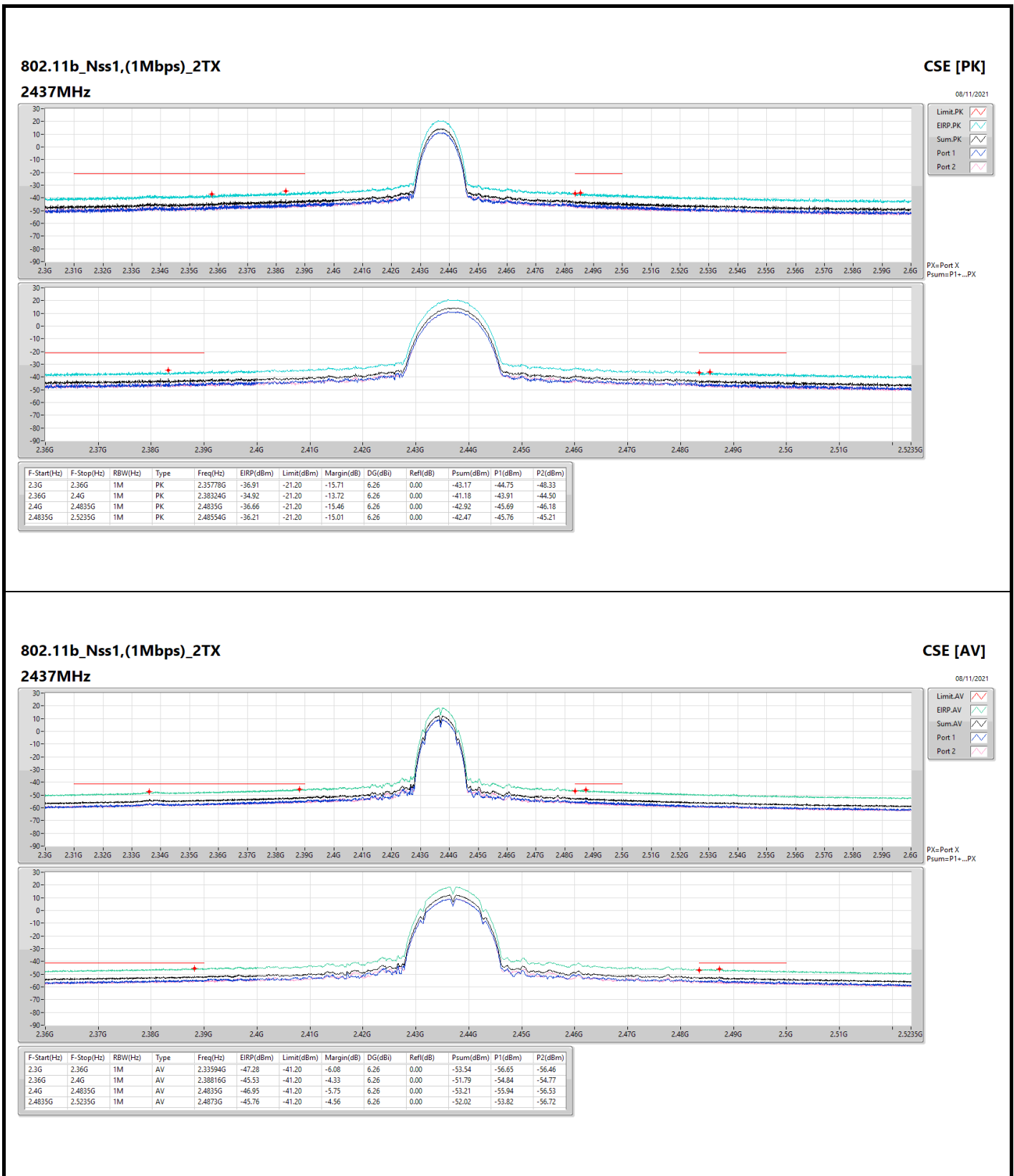
Mode	Result	F-Start (Hz)	F-Stop (Hz)	Type	Freq (Hz)	DG (dB)	P1 (dBm)	P2 (dBm)	Psum (dBm)	EIRP (dBm)	Limit (dBm)	Margin (dB)
802.11b_Nss1,(1Mbps)_2TX	-	-	-	-	-	-	-	-	-	-	-	-
2412MHz	Pass	2.3G	2.36G	AV	2.35886G	6.26	-56.40	-55.52	-52.93	-46.67	-41.20	-5.47
2412MHz	Pass	2.36G	2.4G	AV	2.38844G	6.26	-54.60	-53.16	-50.81	-44.55	-41.20	-3.35
2412MHz	Pass	2.4G	2.4835G	AV	2.4835G	6.26	-58.59	-59.30	-55.92	-49.66	-41.20	-8.46
2412MHz	Pass	2.4835G	2.5235G	AV	2.48478G	6.26	-58.10	-58.61	-55.34	-49.08	-41.20	-7.88
2412MHz	Pass	2.3G	2.36G	PK	2.35022G	6.26	-47.32	-45.59	-43.36	-37.10	-21.20	-15.90
2412MHz	Pass	2.36G	2.4G	PK	2.3892G	6.26	-45.65	-42.56	-40.83	-34.57	-21.20	-13.37
2412MHz	Pass	2.4G	2.4835G	PK	2.4835G	6.26	-49.39	-48.96	-46.16	-39.90	-21.20	-18.70
2412MHz	Pass	2.4835G	2.5235G	PK	2.48614G	6.26	-48.98	-47.16	-44.97	-38.71	-21.20	-17.51
2437MHz	Pass	2.3G	2.36G	AV	2.33594G	6.26	-56.65	-56.46	-53.54	-47.28	-41.20	-6.08
2437MHz	Pass	2.36G	2.4G	AV	2.38816G	6.26	-54.84	-54.77	-51.79	-45.53	-41.20	-4.33
2437MHz	Pass	2.4G	2.4835G	AV	2.4835G	6.26	-55.94	-56.53	-53.21	-46.95	-41.20	-5.75
2437MHz	Pass	2.4835G	2.5235G	AV	2.4873G	6.26	-53.82	-56.72	-52.02	-45.76	-41.20	-4.56
2437MHz	Pass	2.3G	2.36G	PK	2.35778G	6.26	-44.75	-48.33	-43.17	-36.91	-21.20	-15.71
2437MHz	Pass	2.36G	2.4G	PK	2.38324G	6.26	-43.91	-44.50	-41.18	-34.92	-21.20	-13.72
2437MHz	Pass	2.4G	2.4835G	PK	2.4835G	6.26	-45.69	-46.18	-42.92	-36.66	-21.20	-15.46
2437MHz	Pass	2.4835G	2.5235G	PK	2.48554G	6.26	-45.76	-45.21	-42.47	-36.21	-21.20	-15.01
2462MHz	Pass	2.3G	2.36G	AV	2.36G	6.26	-54.85	-54.81	-51.82	-45.56	-41.20	-4.36
2462MHz	Pass	2.36G	2.4G	AV	2.36268G	6.26	-53.71	-53.58	-50.63	-44.37	-41.20	-3.17
2462MHz	Pass	2.4G	2.4835G	AV	2.4835G	6.26	-54.22	-54.14	-51.17	-44.91	-41.20	-3.71
2462MHz	Pass	2.4835G	2.5235G	AV	2.48546G	6.26	-52.39	-55.80	-50.76	-44.50	-41.20	-3.30
2462MHz	Pass	2.3G	2.36G	PK	2.35934G	6.26	-46.17	-47.04	-43.57	-37.31	-21.20	-16.11
2462MHz	Pass	2.36G	2.4G	PK	2.36292G	6.26	-45.37	-45.20	-42.27	-36.01	-21.20	-14.81
2462MHz	Pass	2.4G	2.4835G	PK	2.4835G	6.26	-45.46	-45.37	-42.40	-36.14	-21.20	-14.94
2462MHz	Pass	2.4835G	2.5235G	PK	2.48698G	6.26	-43.61	-44.13	-40.85	-34.59	-21.20	-13.39
802.11g_Nss1,(6Mbps)_2TX	-	-	-	-	-	-	-	-	-	-	-	-
2412MHz	Pass	2.3G	2.36G	AV	2.35874G	6.26	-55.70	-56.46	-53.05	-46.79	-41.20	-5.59
2412MHz	Pass	2.36G	2.4G	AV	2.38984G	6.26	-52.35	-50.90	-48.55	-42.29	-41.20	-1.09
2412MHz	Pass	2.4G	2.4835G	AV	2.4835G	6.26	-58.47	-58.85	-55.65	-49.39	-41.20	-8.19
2412MHz	Pass	2.4835G	2.5235G	AV	2.48494G	6.26	-58.65	-58.11	-55.36	-49.10	-41.20	-7.90
2412MHz	Pass	2.3G	2.36G	PK	2.35988G	6.26	-45.35	-46.56	-42.90	-36.64	-21.20	-15.44
2412MHz	Pass	2.36G	2.4G	PK	2.38932G	6.26	-32.07	-33.92	-29.89	-23.63	-21.20	-2.43
2412MHz	Pass	2.4G	2.4835G	PK	2.4835G	6.26	-49.42	-49.56	-46.48	-40.22	-21.20	-19.02
2412MHz	Pass	2.4835G	2.5235G	PK	2.48806G	6.26	-48.01	-48.85	-45.40	-39.14	-21.20	-17.94
2437MHz	Pass	2.3G	2.36G	AV	2.3597G	6.26	-56.12	-56.65	-53.37	-47.11	-41.20	-5.91
2437MHz	Pass	2.36G	2.4G	AV	2.38896G	6.26	-53.99	-53.45	-50.70	-44.44	-41.20	-3.24
2437MHz	Pass	2.4G	2.4835G	AV	2.4835G	6.26	-54.77	-55.26	-52.00	-45.74	-41.20	-4.54
2437MHz	Pass	2.4835G	2.5235G	AV	2.48398G	6.26	-54.02	-54.73	-51.35	-45.09	-41.20	-3.89
2437MHz	Pass	2.3G	2.36G	PK	2.35958G	6.26	-47.60	-44.48	-42.76	-36.50	-21.20	-15.30
2437MHz	Pass	2.36G	2.4G	PK	2.389G	6.26	-44.44	-41.80	-39.91	-33.65	-21.20	-12.45
2437MHz	Pass	2.4G	2.4835G	PK	2.4835G	6.26	-44.58	-44.33	-41.44	-35.18	-21.20	-13.98
2437MHz	Pass	2.4835G	2.5235G	PK	2.48582G	6.26	-45.67	-41.57	-40.14	-33.88	-21.20	-12.68
2462MHz	Pass	2.3G	2.36G	AV	2.35886G	6.26	-56.20	-57.55	-53.81	-47.55	-41.20	-6.35
2462MHz	Pass	2.36G	2.4G	AV	2.364G	6.26	-56.07	-56.88	-53.45	-47.19	-41.20	-5.99
2462MHz	Pass	2.4G	2.4835G	AV	2.4835G	6.26	-52.79	-50.99	-48.79	-42.53	-41.20	-1.33
2462MHz	Pass	2.4835G	2.5235G	AV	2.4839G	6.26	-53.28	-50.27	-48.51	-42.25	-41.20	-1.05
2462MHz	Pass	2.3G	2.36G	PK	2.3558G	6.26	-46.36	-47.79	-44.01	-37.75	-21.20	-16.55
2462MHz	Pass	2.36G	2.4G	PK	2.3656G	6.26	-45.19	-47.97	-43.35	-37.09	-21.20	-15.89
2462MHz	Pass	2.4G	2.4835G	PK	2.4835G	6.26	-37.57	-34.01	-32.42	-26.16	-21.20	-4.96
2462MHz	Pass	2.4835G	2.5235G	PK	2.48426G	6.26	-33.80	-33.14	-30.45	-24.19	-21.20	-2.99
802.11ax HEW20_Nss1,(MCS0)_2TX	-	-	-	-	-	-	-	-	-	-	-	-
2412MHz	Pass	2.3G	2.36G	AV	2.35616G	6.26	-56.60	-57.26	-53.91	-47.65	-41.20	-6.45
2412MHz	Pass	2.36G	2.4G	AV	2.38092G	6.26	-52.76	-54.52	-50.54	-44.28	-41.20	-3.08
2412MHz	Pass	2.4G	2.4835G	AV	2.4835G	6.26	-59.38	-59.12	-56.24	-49.98	-41.20	-8.78
2412MHz	Pass	2.4835G	2.5235G	AV	2.4837G	6.26	-58.93	-59.38	-56.14	-49.88	-41.20	-8.68
2412MHz	Pass	2.3G	2.36G	PK	2.3585G	6.26	-46.63	-47.46	-44.01	-37.75	-21.20	-16.55
2412MHz	Pass	2.36G	2.4G	PK	2.38884G	6.26	-35.36	-37.95	-33.45	-27.19	-21.20	-5.99
2412MHz	Pass	2.4G	2.4835G	PK	2.4835G	6.26	-49.76	-49.89	-46.81	-40.55	-21.20	-19.35
2412MHz	Pass	2.4835G	2.5235G	PK	2.48486G	6.26	-47.53	-50.87	-45.88	-39.62	-21.20	-18.42
2417MHz	Pass	2.3G	2.36G	AV	2.35964G	6.26	-55.60	-55.73	-52.65	-46.39	-41.20	-5.19
2417MHz	Pass	2.36G	2.4G	AV	2.38548G	6.26	-51.37	-52.19	-48.75	-42.49	-41.20	-1.29
2417MHz	Pass	2.4G	2.4835G	AV	2.4835G	6.26	-58.41	-58.50	-55.44	-49.18	-41.20	-7.98
2417MHz	Pass	2.4835G	2.5235G	AV	2.48474G	6.26	-57.49	-58.51	-54.96	-48.70	-41.20	-7.50
2417MHz	Pass	2.3G	2.36G	PK	2.35286G	6.26	-45.57	-46.49	-43.00	-36.74	-21.20	-15.54
2417MHz	Pass	2.36G	2.4G	PK	2.38952G	6.26	-33.92	-33.53	-30.71	-24.45	-21.20	-3.25
2417MHz	Pass	2.4G	2.4835G	PK	2.4835G	6.26	-48.32	-49.51	-45.86	-39.60	-21.20	-18.40
2417MHz	Pass	2.4835G	2.5235G	PK	2.48726G	6.26	-48.20	-47.40	-44.77	-38.51	-21.20	-17.31
2437MHz	Pass	2.3G	2.36G	AV	2.35982G	6.26	-55.63	-56.37	-52.97	-46.71	-41.20	-5.51



Mode	Result	F-Start (Hz)	F-Stop (Hz)	Type	Freq (Hz)	DG (dBi)	P1 (dBm)	P2 (dBm)	Psum (dBm)	EIRP (dBm)	Limit (dBm)	Margin (dB)
2437MHz	Pass	2.36G	2.4G	AV	2.38884G	6.26	-52.36	-53.51	-49.89	-43.63	-41.20	-2.43
2437MHz	Pass	2.4G	2.4835G	AV	2.4835G	6.26	-53.56	-55.02	-51.22	-44.96	-41.20	-3.76
2437MHz	Pass	2.4835G	2.5235G	AV	2.48402G	6.26	-52.40	-54.97	-50.49	-44.23	-41.20	-3.03
2437MHz	Pass	2.3G	2.36G	PK	2.35688G	6.26	-45.96	-46.16	-43.05	-36.79	-21.20	-15.59
2437MHz	Pass	2.36G	2.4G	PK	2.3892G	6.26	-39.32	-43.54	-37.93	-31.67	-21.20	-10.47
2437MHz	Pass	2.4G	2.4835G	PK	2.4835G	6.26	-42.20	-43.77	-39.90	-33.64	-21.20	-12.44
2437MHz	Pass	2.4835G	2.5235G	PK	2.48618G	6.26	-40.72	-44.83	-39.30	-33.04	-21.20	-11.84
2457MHz	Pass	2.3G	2.36G	AV	2.35886G	6.26	-56.37	-56.50	-53.42	-47.16	-41.20	-5.96
2457MHz	Pass	2.36G	2.4G	AV	2.36364G	6.26	-56.72	-56.25	-53.47	-47.21	-41.20	-6.01
2457MHz	Pass	2.4G	2.4835G	AV	2.4835G	6.26	-53.14	-53.40	-50.26	-44.00	-41.20	-2.80
2457MHz	Pass	2.4835G	2.5235G	AV	2.48586G	6.26	-53.58	-52.29	-49.88	-43.62	-41.20	-2.42
2457MHz	Pass	2.3G	2.36G	PK	2.35022G	6.26	-46.51	-47.23	-43.84	-37.58	-21.20	-16.38
2457MHz	Pass	2.36G	2.4G	PK	2.36264G	6.26	-44.95	-47.41	-43.00	-36.74	-21.20	-15.54
2457MHz	Pass	2.4G	2.4835G	PK	2.4835G	6.26	-35.75	-39.99	-34.36	-28.10	-21.20	-6.90
2457MHz	Pass	2.4835G	2.5235G	PK	2.48406G	6.26	-36.32	-34.07	-32.04	-25.78	-21.20	-4.58
2462MHz	Pass	2.3G	2.36G	AV	2.35916G	6.26	-56.37	-57.50	-53.89	-47.63	-41.20	-6.43
2462MHz	Pass	2.36G	2.4G	AV	2.36784G	6.26	-57.18	-56.70	-53.92	-47.66	-41.20	-6.46
2462MHz	Pass	2.4G	2.4835G	AV	2.4835G	6.26	-50.49	-53.89	-48.86	-42.60	-41.20	-1.40
2462MHz	Pass	2.4835G	2.5235G	AV	2.48386G	6.26	-49.93	-54.29	-48.57	-42.31	-41.20	-1.11
2462MHz	Pass	2.3G	2.36G	PK	2.35334G	6.26	-46.37	-49.42	-44.62	-38.36	-21.20	-17.16
2462MHz	Pass	2.36G	2.4G	PK	2.36536G	6.26	-46.22	-46.95	-43.56	-37.30	-21.20	-16.10
2462MHz	Pass	2.4G	2.4835G	PK	2.4835G	6.26	-35.44	-41.13	-34.40	-28.14	-21.20	-6.94
2462MHz	Pass	2.4835G	2.5235G	PK	2.48486G	6.26	-32.41	-36.72	-31.04	-24.78	-21.20	-3.58
802.11ax HEW40_Nss1,(MCS0)_2TX	-	-	-	-	-	-	-	-	-	-	-	-
2422MHz	Pass	2.3G	2.32G	AV	2.31364G	6.26	-56.85	-58.05	-54.40	-48.14	-41.20	-6.94
2422MHz	Pass	2.32G	2.4G	AV	2.38968G	6.26	-54.48	-53.65	-51.03	-44.77	-41.20	-3.57
2422MHz	Pass	2.4G	2.4835G	AV	2.4835G	6.26	-57.55	-58.63	-55.05	-48.79	-41.20	-7.59
2422MHz	Pass	2.4835G	2.5635G	AV	2.4895G	6.26	-57.50	-57.95	-54.71	-48.45	-41.20	-7.25
2422MHz	Pass	2.3G	2.32G	PK	2.31852G	6.26	-49.07	-45.71	-44.06	-37.80	-21.20	-16.60
2422MHz	Pass	2.32G	2.4G	PK	2.38328G	6.26	-38.18	-45.06	-37.37	-31.11	-21.20	-9.91
2422MHz	Pass	2.4G	2.4835G	PK	2.4835G	6.26	-47.36	-49.19	-45.17	-38.91	-21.20	-17.71
2422MHz	Pass	2.4835G	2.5635G	PK	2.48406G	6.26	-47.91	-49.07	-45.44	-39.18	-21.20	-17.98
2437MHz	Pass	2.3G	2.32G	AV	2.31422G	6.26	-57.42	-57.07	-54.23	-47.97	-41.20	-6.77
2437MHz	Pass	2.32G	2.4G	AV	2.39G	6.26	-52.16	-52.57	-49.35	-43.09	-41.20	-1.89
2437MHz	Pass	2.4G	2.4835G	AV	2.4835G	6.26	-53.44	-54.99	-51.14	-44.88	-41.20	-3.68
2437MHz	Pass	2.4835G	2.5635G	AV	2.4843G	6.26	-52.45	-54.58	-50.38	-44.12	-41.20	-2.92
2437MHz	Pass	2.3G	2.32G	PK	2.31256G	6.26	-46.14	-48.81	-44.26	-38.00	-21.20	-16.80
2437MHz	Pass	2.32G	2.4G	PK	2.3888G	6.26	-41.32	-40.23	-37.73	-31.47	-21.20	-10.27
2437MHz	Pass	2.4G	2.4835G	PK	2.4835G	6.26	-41.36	-42.19	-38.74	-32.48	-21.20	-11.28
2437MHz	Pass	2.4835G	2.5635G	PK	2.48454G	6.26	-39.54	-45.20	-38.50	-32.24	-21.20	-11.04
2452MHz	Pass	2.3G	2.32G	AV	2.31726G	6.26	-58.20	-58.08	-55.13	-48.87	-41.20	-7.67
2452MHz	Pass	2.32G	2.4G	AV	2.38984G	6.26	-55.73	-56.36	-53.02	-46.76	-41.20	-5.56
2452MHz	Pass	2.4G	2.4835G	AV	2.4835G	6.26	-52.68	-53.90	-50.24	-43.98	-41.20	-2.78
2452MHz	Pass	2.4835G	2.5635G	AV	2.48574G	6.26	-52.39	-53.42	-49.86	-43.60	-41.20	-2.40
2452MHz	Pass	2.3G	2.32G	PK	2.31076G	6.26	-48.48	-46.96	-44.64	-38.38	-21.20	-17.18
2452MHz	Pass	2.32G	2.4G	PK	2.38896G	6.26	-44.75	-46.29	-42.44	-36.18	-21.20	-14.98
2452MHz	Pass	2.4G	2.4835G	PK	2.4835G	6.26	-40.48	-40.93	-37.69	-31.43	-21.20	-10.23
2452MHz	Pass	2.4835G	2.5635G	PK	2.4847G	6.26	-38.86	-44.55	-37.82	-31.56	-21.20	-10.36

DG = Directional Gain ; PX=Port X; Psum=P1+P2+...PX



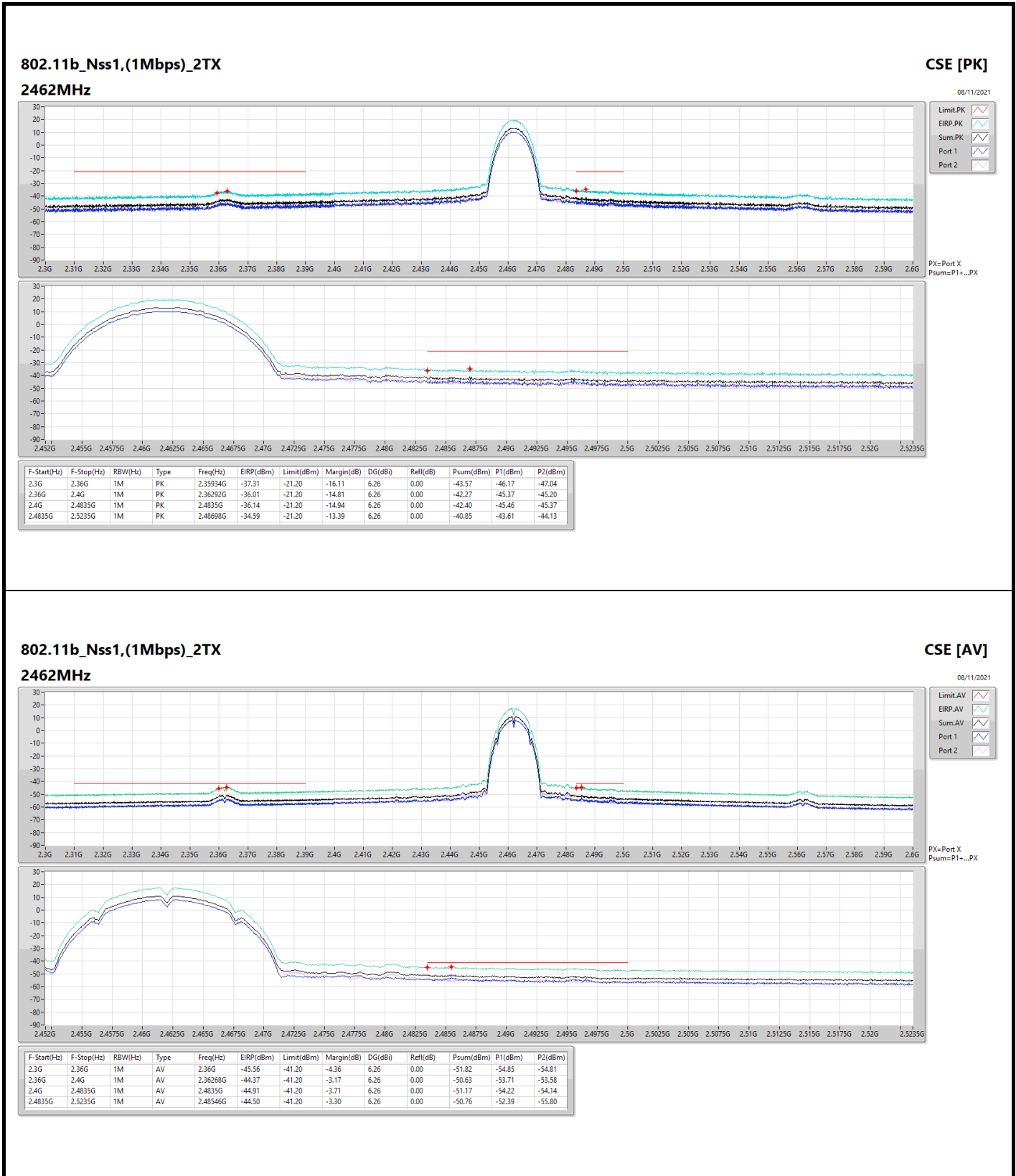


802.11b_Nss1,(1Mbps)_2TX

2437MHz

CSE [AV]

08/11/2021



802.11b_Nss1,(1Mbps)_2TX

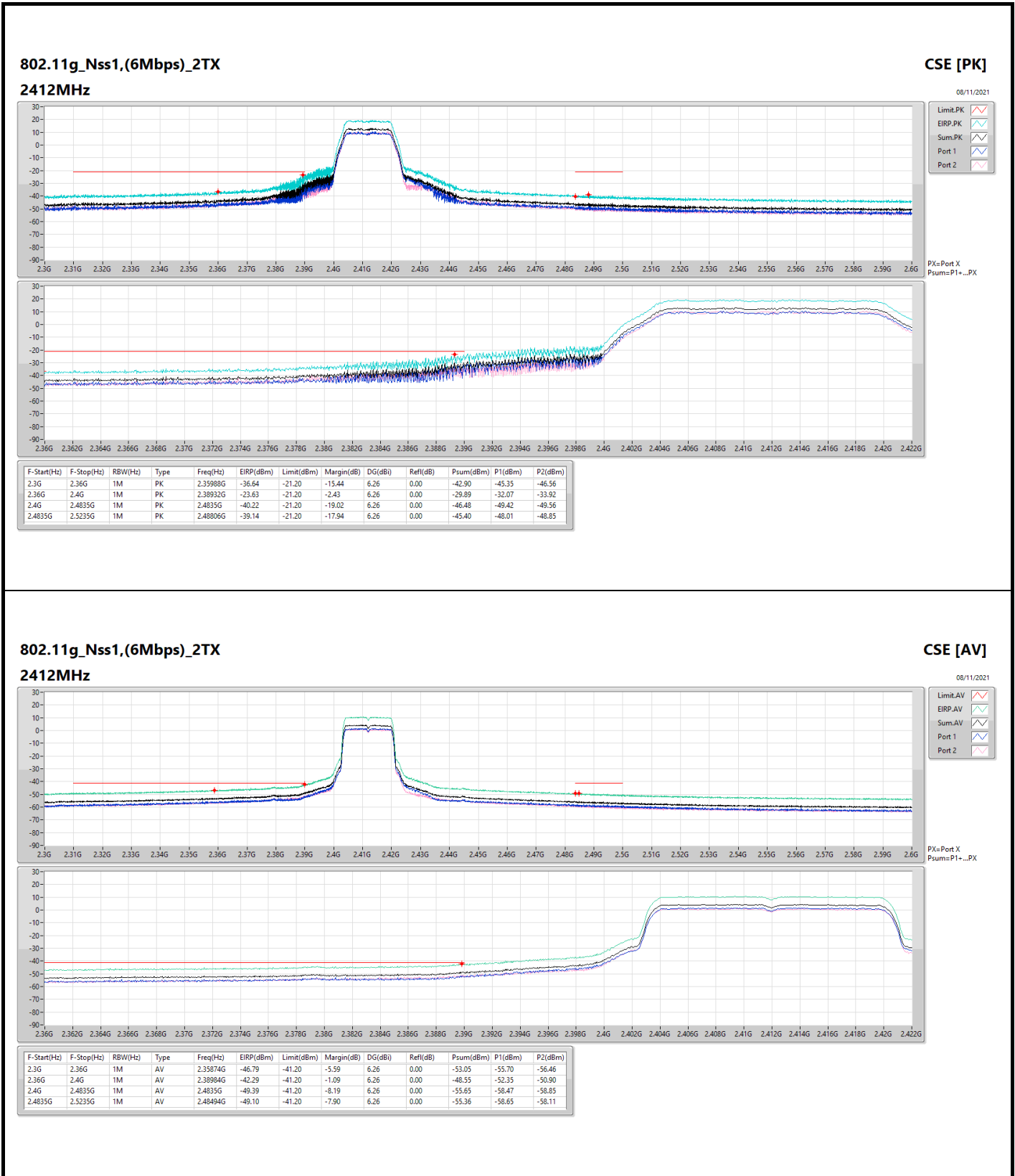
2462MHz

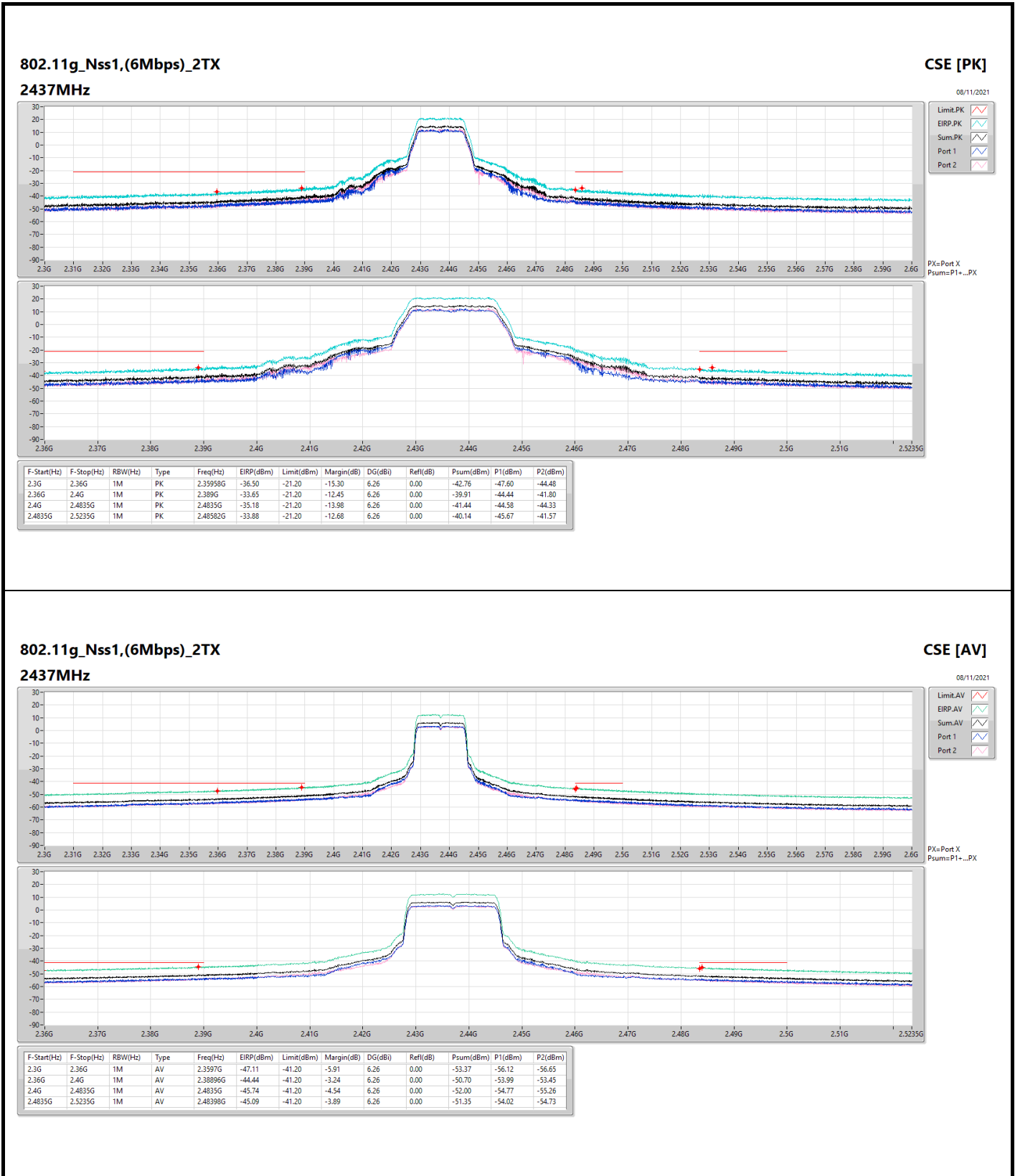
CSE [AV]

08/11/2021

F-Start(Hz)	F-Stop(Hz)	RBW(Hz)	Type	Freq(Hz)	EIRP(dBm)	Limit(dBm)	Margin(dB)	DG(dBi)	Ref(dB)	Psum(dBm)	P1(dBm)	P2(dBm)
2.3G	2.36G	1M	AV	2.36G	-45.56	-41.20	-4.36	6.26	0.00	-51.82	-54.85	-54.81
2.36G	2.4G	1M	AV	2.36288G	-44.37	-41.20	-3.17	6.26	0.00	-50.63	-53.71	-53.58
2.4G	2.4835G	1M	AV	2.4835G	-44.91	-41.20	-3.71	6.26	0.00	-51.17	-54.22	-54.14
2.4835G	2.5235G	1M	AV	2.48346G	-44.50	-41.20	-3.30	6.26	0.00	-50.76	-52.39	-55.00

Limit_AV	EIRP_AV	Sum_AV	Port 1	Port 2



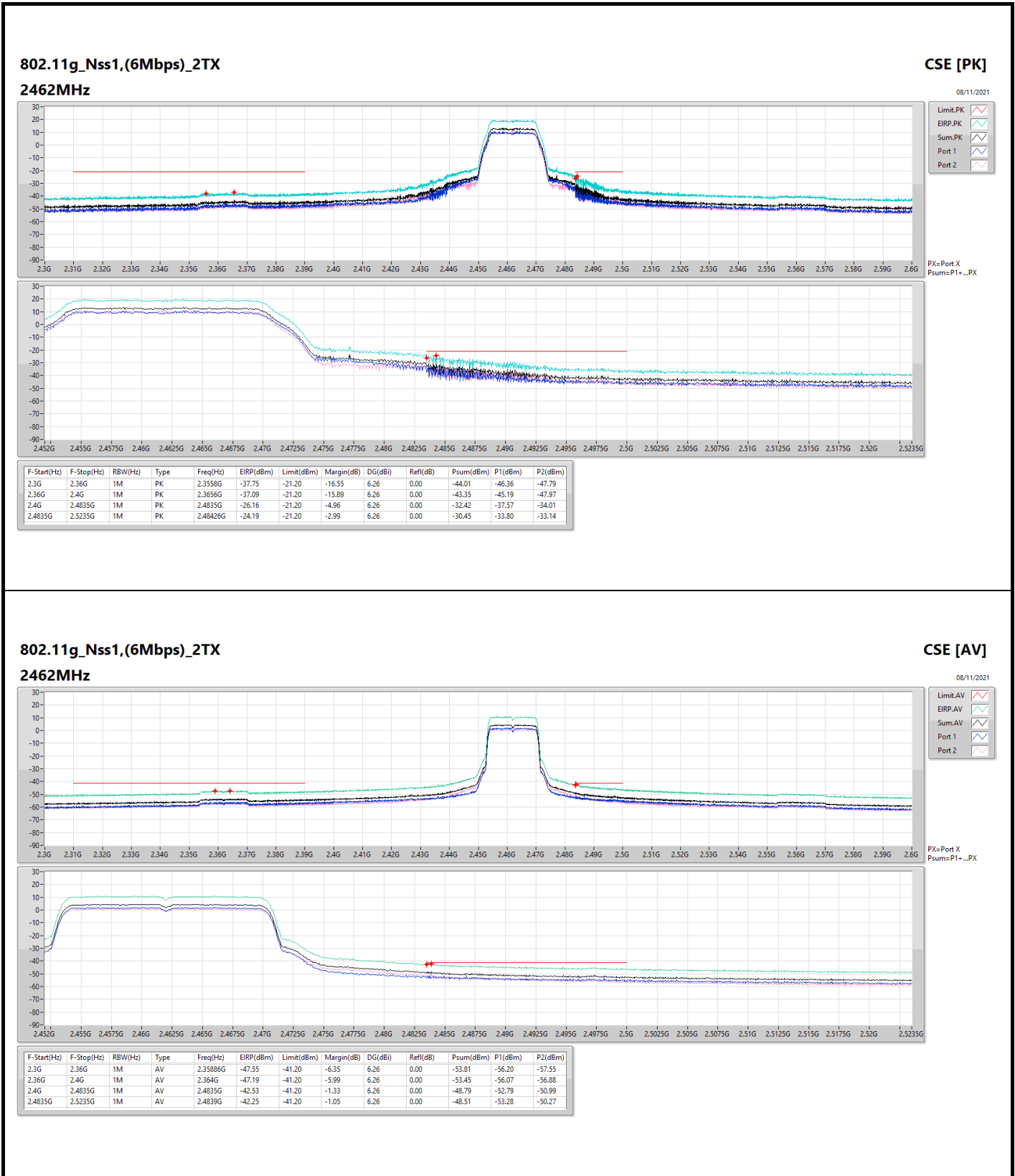


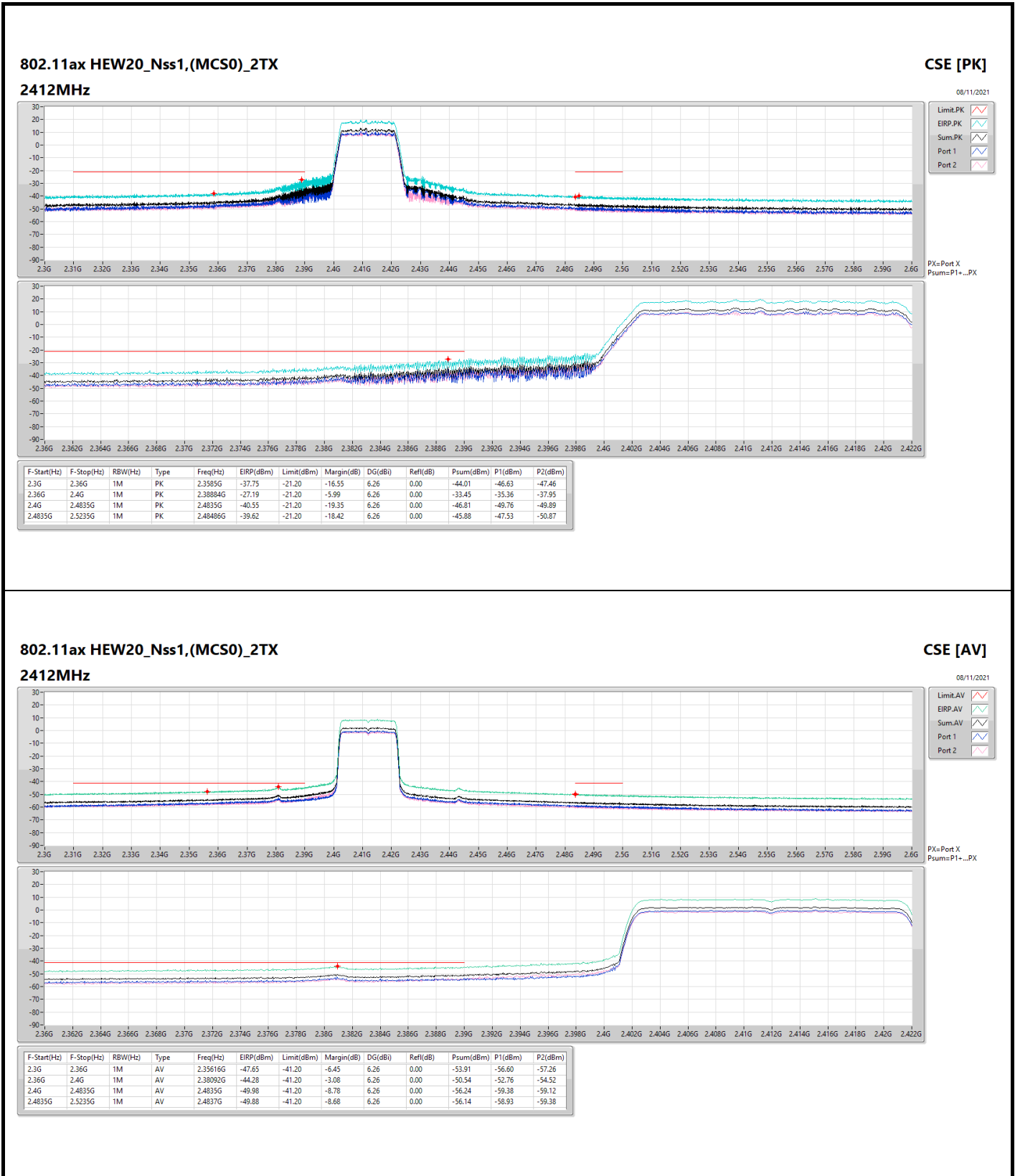
802.11g_Nss1,(6Mbps)_2TX

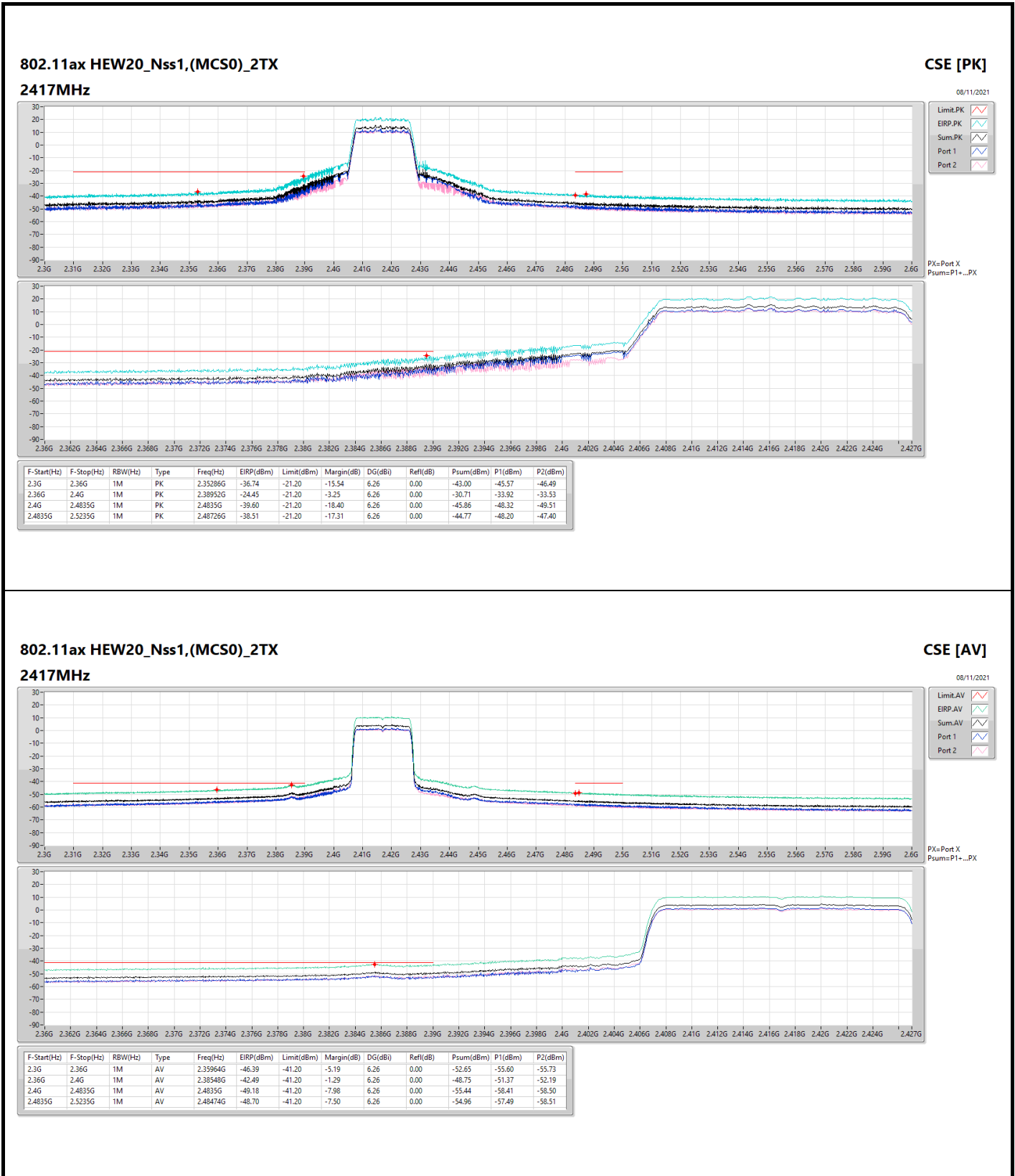
2437MHz

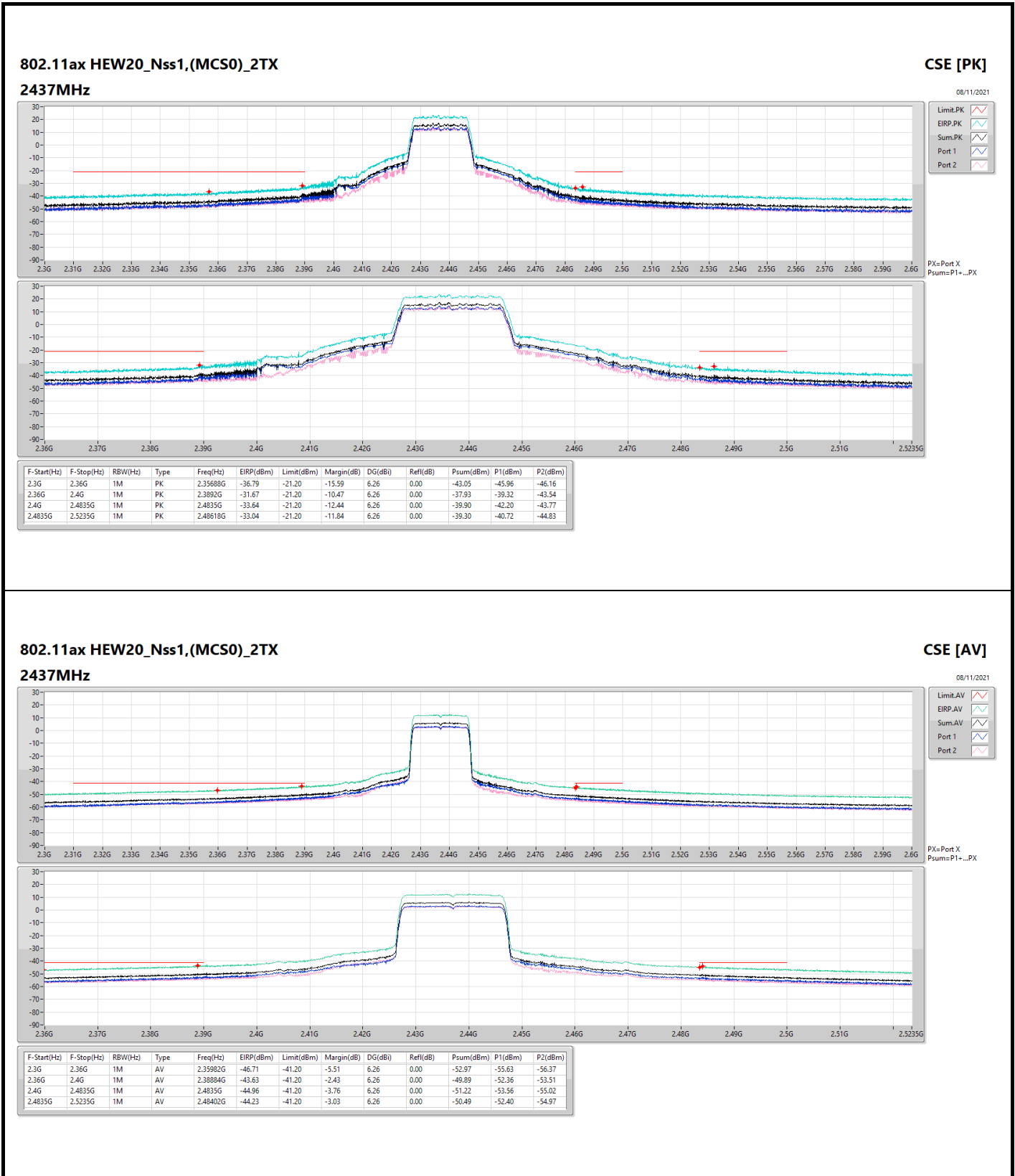
CSE [AV]

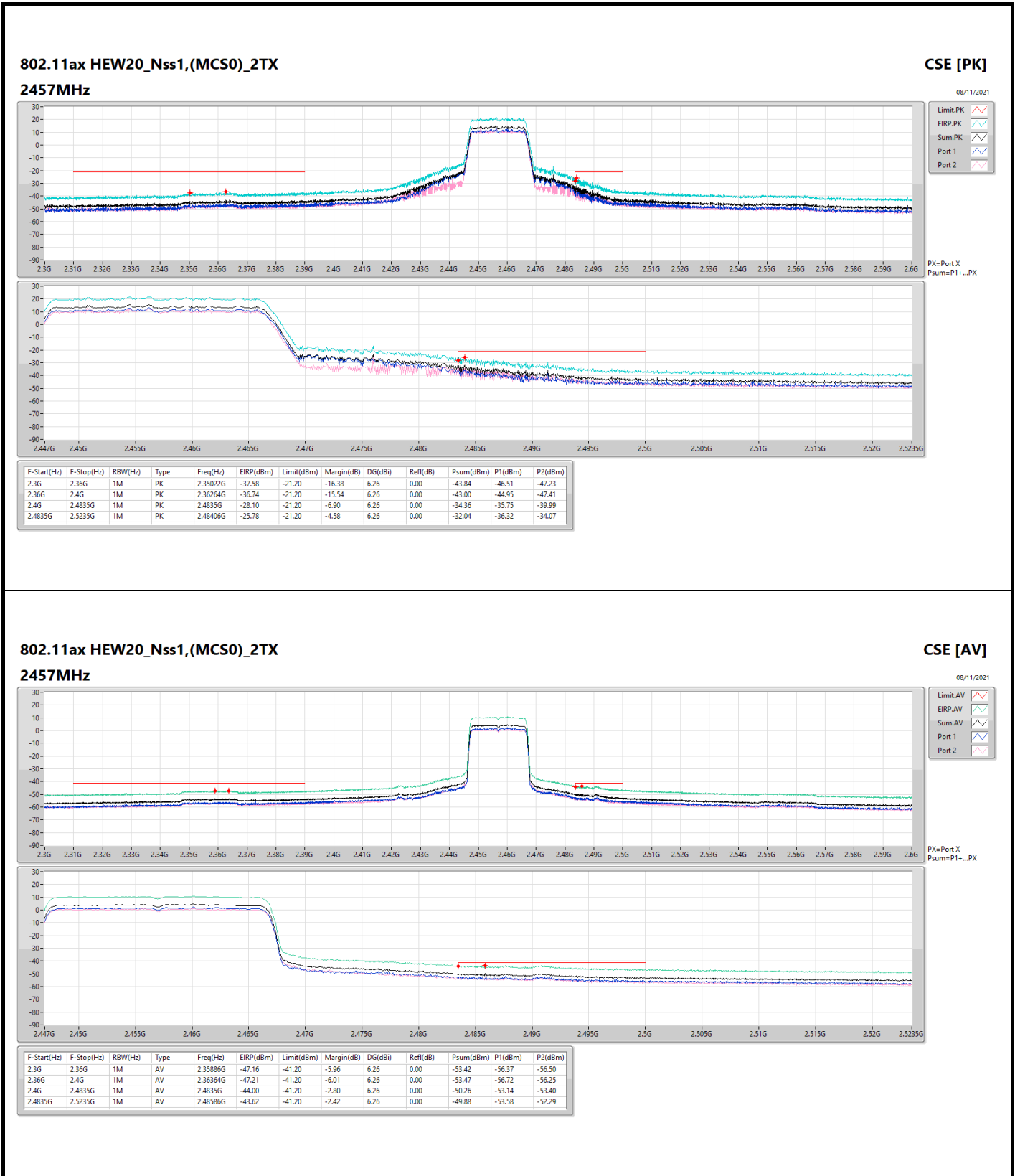
08/11/2021

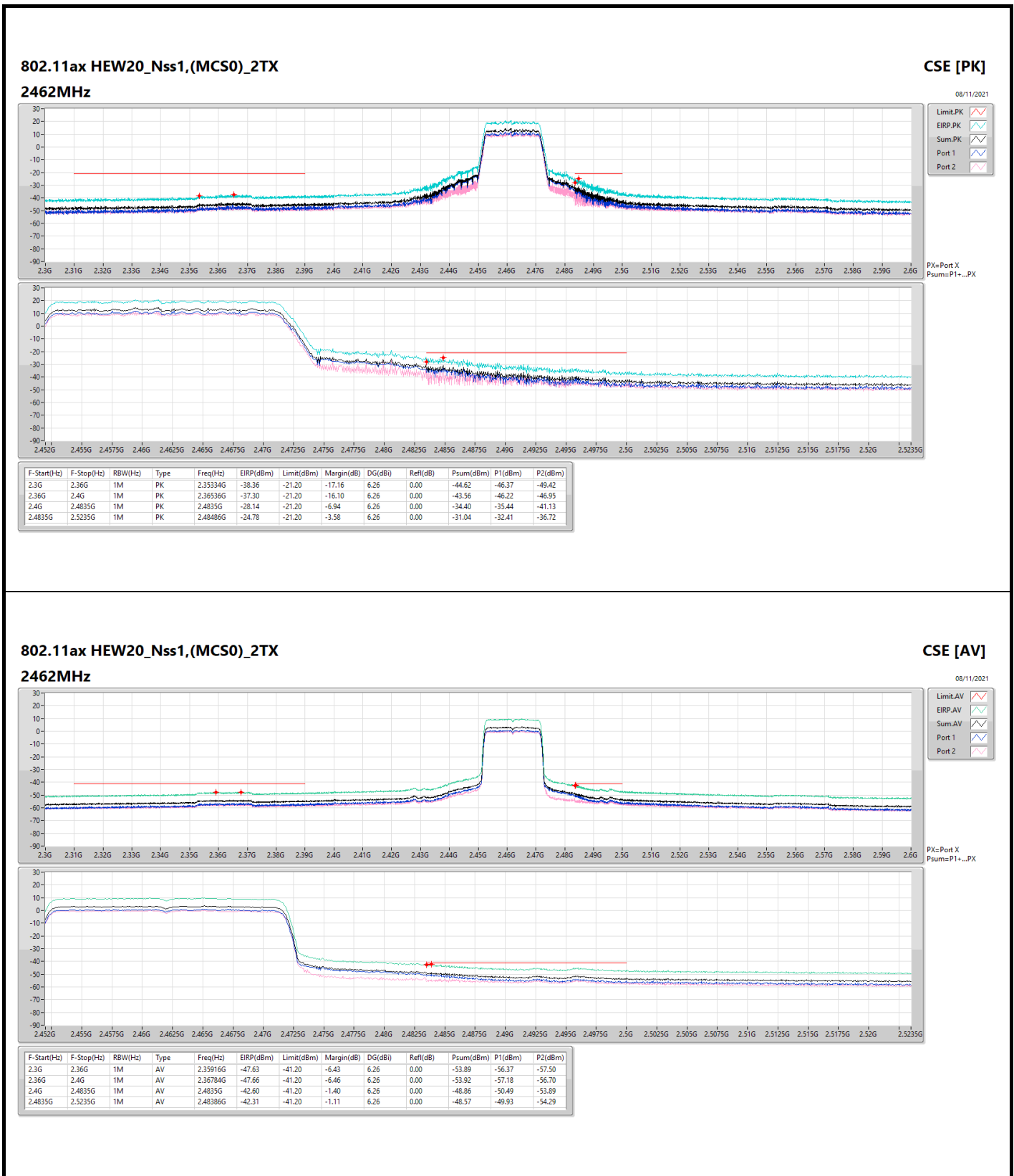


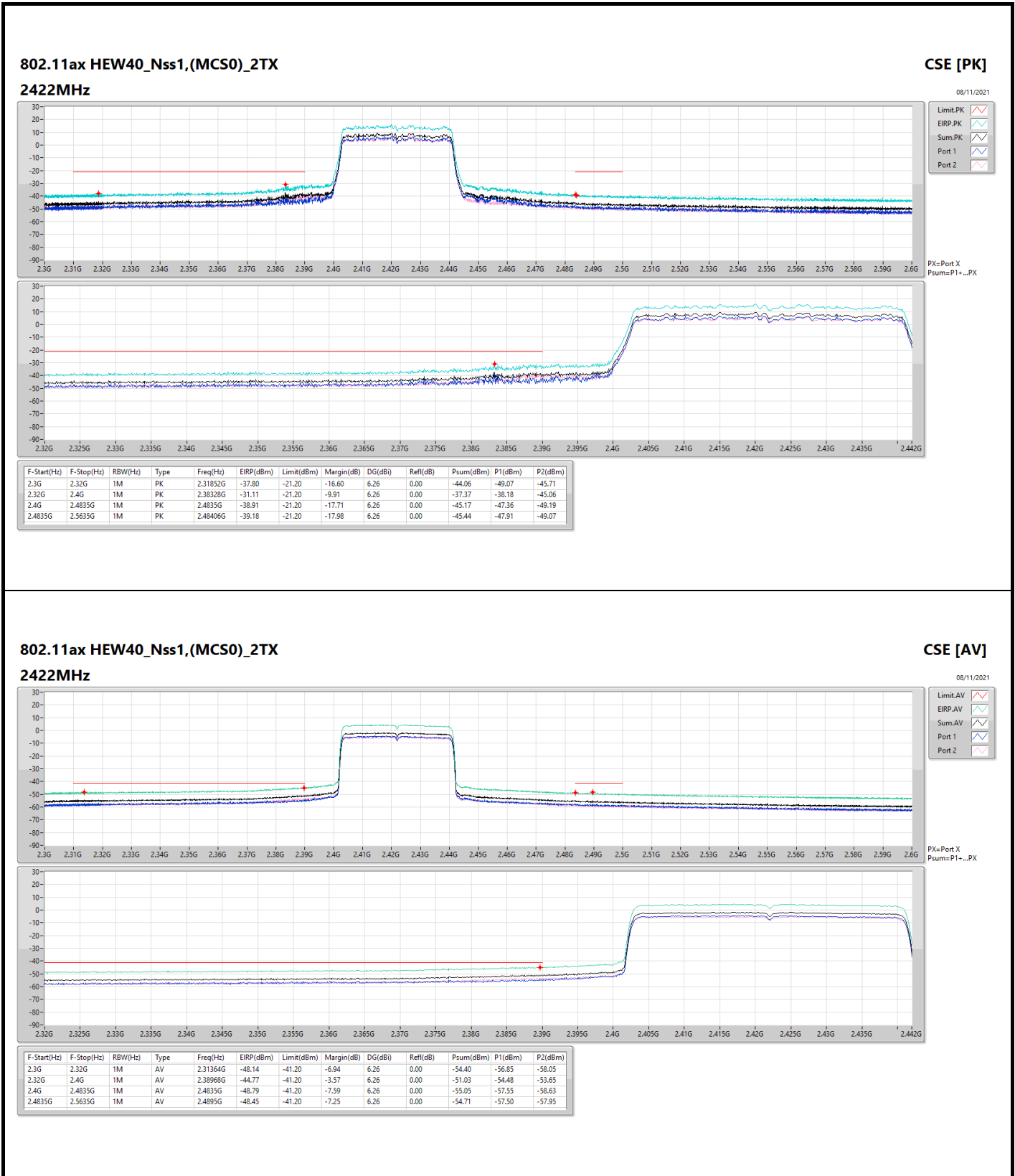


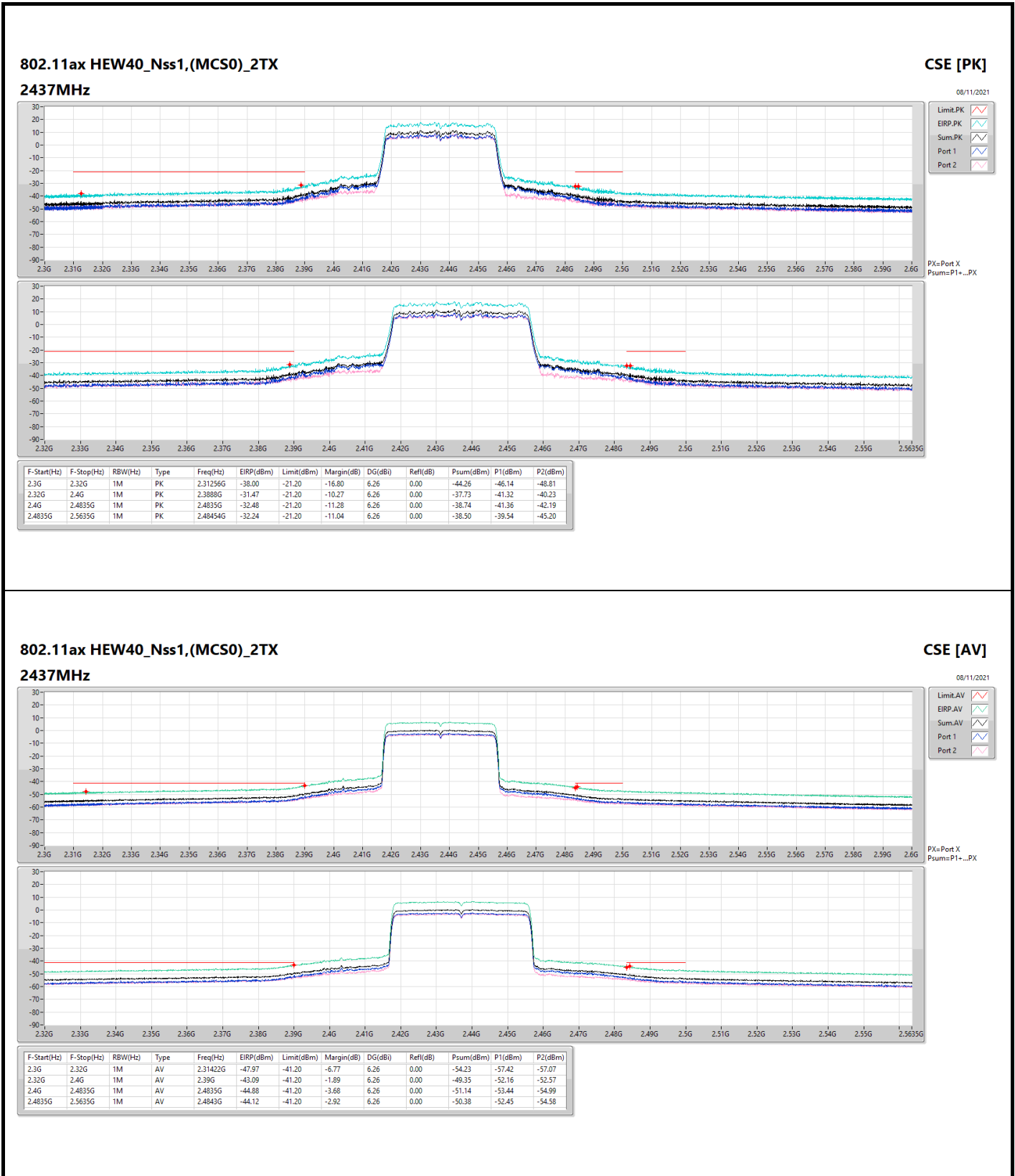


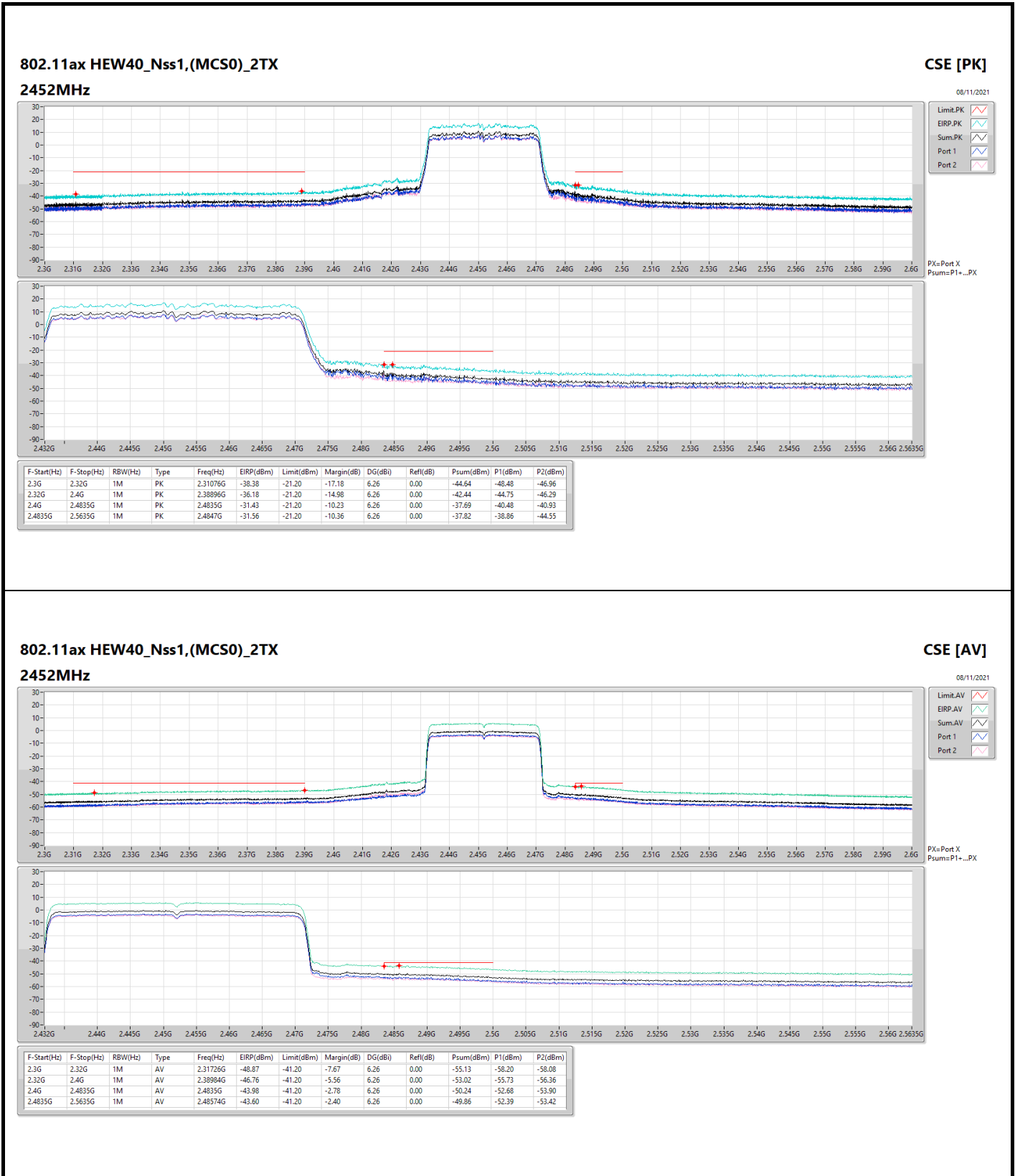














Summary

Mode	Result	F-Start (Hz)	F-Stop (Hz)	Type	Freq (Hz)	DG (dB)	P1 (dBm)	P2 (dBm)	Psum (dBm)	EIRP (dBm)	Limit (dBm)	Margin (dB)
2.4-2.4835GHz	-	-	-	-	-	-	-	-	-	-	-	-
802.11b_Nss1,(1Mbps)_2TX	Pass	2.4835G	2.5235G	AV	2.4967G	6.26	-52.38	-59.16	-51.55	-45.29	-41.20	-4.09
802.11g_Nss1,(6Mbps)_2TX	Pass	2.36G	2.4G	AV	2.38976G	6.26	-56.80	-53.46	-51.81	-45.55	-41.20	-4.35
802.11ax HEW20_Nss1,(MCS0)_2TX	Pass	2.36G	2.4G	AV	2.3896G	6.26	-56.50	-52.74	-51.21	-44.95	-41.20	-3.75
802.11ax HEW40_Nss1,(MCS0)_2TX	Pass	2.4835G	2.5635G	AV	2.49054G	6.26	-52.78	-54.44	-50.52	-44.26	-41.20	-3.06

DG = Directional Gain ; PX=Port X; Psum=P1+P2+...PX



CSE (Restricted Band)_Harmonic 1GHz~3GHz

Appendix F.4

Result

Mode	Result	F-Start (Hz)	F-Stop (Hz)	Type	Freq (Hz)	DG (dB)	P1 (dBm)	P2 (dBm)	Psum (dBm)	EIRP (dBm)	Limit (dBm)	Margin (dB)
802.11b_Nss1,(1Mbps)_2TX	-	-	-	-	-	-	-	-	-	-	-	-
2412MHz	Pass	1G	2.36G	AV	2.35915G	6.26	-60.37	-56.86	-55.26	-49.00	-41.20	-7.80
2412MHz	Pass	2.36G	2.4G	AV	2.38824G	6.26	-58.72	-54.47	-53.08	-46.82	-41.20	-5.62
2412MHz	Pass	2.4G	2.4835G	AV	2.4835G	6.26	-77.62	-78.88	-75.19	-68.93	-41.20	-27.73
2412MHz	Pass	2.4835G	2.5235G	AV	2.49422G	6.26	-62.89	-61.37	-59.05	-52.79	-41.20	-11.59
2412MHz	Pass	2.5235G	3G	AV	2.52934G	6.26	-64.67	-63.67	-61.13	-54.87	-41.20	-13.67
2412MHz	Pass	1G	2.36G	PK	2.3566G	6.26	-53.79	-47.21	-46.35	-40.09	-21.20	-18.89
2412MHz	Pass	2.36G	2.4G	PK	2.38888G	6.26	-48.58	-44.66	-43.18	-36.92	-21.20	-15.72
2412MHz	Pass	2.4G	2.4835G	PK	2.4835G	6.26	-68.20	-67.85	-65.01	-58.75	-21.20	-37.55
2412MHz	Pass	2.4835G	2.5235G	PK	2.49718G	6.26	-52.27	-51.65	-48.94	-42.68	-21.20	-21.48
2412MHz	Pass	2.5235G	3G	PK	2.52684G	6.26	-57.11	-53.07	-51.63	-45.37	-21.20	-24.17
2437MHz	Pass	1G	2.36G	AV	2.35422G	6.26	-59.50	-59.73	-56.60	-50.34	-41.20	-9.14
2437MHz	Pass	2.36G	2.4G	AV	2.38328G	6.26	-56.28	-58.72	-54.32	-48.06	-41.20	-6.86
2437MHz	Pass	2.4G	2.4835G	AV	2.4835G	6.26	-77.62	-78.14	-74.86	-68.60	-41.20	-27.40
2437MHz	Pass	2.4835G	2.5235G	AV	2.49442G	6.26	-58.05	-59.76	-55.81	-49.55	-41.20	-8.35
2437MHz	Pass	2.5235G	3G	AV	2.52731G	6.26	-61.45	-62.82	-59.07	-52.81	-41.20	-11.61
2437MHz	Pass	1G	2.36G	PK	2.35303G	6.26	-48.52	-53.08	-47.22	-40.96	-21.20	-19.76
2437MHz	Pass	2.36G	2.4G	PK	2.3828G	6.26	-46.94	-47.77	-44.32	-38.06	-21.20	-16.86
2437MHz	Pass	2.4G	2.4835G	PK	2.4835G	6.26	-66.36	-69.11	-64.51	-58.25	-21.20	-37.05
2437MHz	Pass	2.4835G	2.5235G	PK	2.49638G	6.26	-47.99	-49.19	-45.54	-39.28	-21.20	-18.08
2437MHz	Pass	2.5235G	3G	PK	2.52517G	6.26	-51.77	-52.10	-48.92	-42.66	-21.20	-21.46
2462MHz	Pass	1G	2.36G	AV	2.35983G	6.26	-55.21	-61.06	-54.21	-47.95	-41.20	-6.75
2462MHz	Pass	2.36G	2.4G	AV	2.36256G	6.26	-52.91	-57.96	-51.73	-45.47	-41.20	-4.27
2462MHz	Pass	2.4G	2.4835G	AV	2.4835G	6.26	-78.22	-78.20	-75.20	-68.94	-41.20	-27.74
2462MHz	Pass	2.4835G	2.5235G	AV	2.4967G	6.26	-52.38	-59.16	-51.55	-45.29	-41.20	-4.09
2462MHz	Pass	2.5235G	3G	AV	2.56257G	6.26	-57.15	-63.26	-56.20	-49.94	-41.20	-8.74
2462MHz	Pass	1G	2.36G	PK	2.36G	6.26	-47.23	-54.76	-46.52	-40.26	-21.20	-19.06
2462MHz	Pass	2.36G	2.4G	PK	2.36152G	6.26	-45.18	-48.71	-43.59	-37.33	-21.20	-16.13
2462MHz	Pass	2.4G	2.4835G	PK	2.4835G	6.26	-67.81	-68.96	-65.34	-59.08	-21.20	-37.88
2462MHz	Pass	2.4835G	2.5235G	PK	2.49662G	6.26	-41.39	-50.61	-40.90	-34.64	-21.20	-13.44
2462MHz	Pass	2.5235G	3G	PK	2.53541G	6.26	-47.56	-54.72	-46.80	-40.54	-21.20	-19.34
802.11g_Nss1,(6Mbps)_2TX	-	-	-	-	-	-	-	-	-	-	-	-
2412MHz	Pass	1G	2.36G	AV	1.92956G	6.26	-58.91	-59.05	-55.97	-49.71	-41.20	-8.51
2412MHz	Pass	2.36G	2.4G	AV	2.38976G	6.26	-56.80	-53.46	-51.81	-45.55	-41.20	-4.35
2412MHz	Pass	2.4G	2.4835G	AV	2.4835G	6.26	-78.43	-78.17	-75.29	-69.03	-41.20	-27.83
2412MHz	Pass	2.4835G	2.5235G	AV	2.49646G	6.26	-62.39	-63.09	-59.72	-53.46	-41.20	-12.26
2412MHz	Pass	2.5235G	3G	AV	2.52529G	6.26	-65.13	-65.39	-62.25	-55.99	-41.20	-14.79
2412MHz	Pass	1G	2.36G	PK	2.35558G	6.26	-52.41	-48.35	-46.91	-40.65	-21.20	-19.45
2412MHz	Pass	2.36G	2.4G	PK	2.38984G	6.26	-38.82	-33.23	-32.17	-25.91	-21.20	-4.71
2412MHz	Pass	2.4G	2.4835G	PK	2.4835G	6.26	-69.24	-69.05	-66.13	-59.87	-21.20	-38.67
2412MHz	Pass	2.4835G	2.5235G	PK	2.50062G	6.26	-52.84	-52.05	-49.42	-43.16	-21.20	-21.96
2412MHz	Pass	2.5235G	3G	PK	2.52969G	6.26	-55.13	-54.90	-52.00	-45.74	-21.20	-24.54
2437MHz	Pass	1G	2.36G	AV	2.35235G	6.26	-57.57	-59.48	-55.41	-49.15	-41.20	-7.95
2437MHz	Pass	2.36G	2.4G	AV	2.38856G	6.26	-53.48	-56.98	-51.88	-45.62	-41.20	-4.42
2437MHz	Pass	2.4G	2.4835G	AV	2.4835G	6.26	-78.38	-77.94	-75.14	-68.88	-41.20	-27.68
2437MHz	Pass	2.4835G	2.5235G	AV	2.49526G	6.26	-55.79	-58.44	-53.91	-47.65	-41.20	-6.45
2437MHz	Pass	2.5235G	3G	AV	2.52506G	6.26	-60.24	-60.81	-57.51	-51.25	-41.20	-10.05
2437MHz	Pass	1G	2.36G	PK	2.35966G	6.26	-45.84	-50.77	-44.63	-38.37	-21.20	-17.17
2437MHz	Pass	2.36G	2.4G	PK	2.38776G	6.26	-37.92	-43.75	-36.91	-30.65	-21.20	-9.45
2437MHz	Pass	2.4G	2.4835G	PK	2.4835G	6.26	-67.33	-68.30	-64.78	-58.52	-21.20	-37.32
2437MHz	Pass	2.4835G	2.5235G	PK	2.49286G	6.26	-42.23	-45.88	-40.67	-34.41	-21.20	-13.21
2437MHz	Pass	2.5235G	3G	PK	2.5266G	6.26	-50.20	-51.10	-47.62	-41.36	-21.20	-20.16
2462MHz	Pass	1G	2.36G	AV	1.96968G	6.26	-59.03	-58.50	-55.75	-49.49	-41.20	-8.29
2462MHz	Pass	2.36G	2.4G	AV	2.36576G	6.26	-57.62	-61.22	-56.05	-49.79	-41.20	-8.59
2462MHz	Pass	2.4G	2.4835G	AV	2.4835G	6.26	-78.05	-78.31	-75.17	-68.91	-41.20	-27.71
2462MHz	Pass	2.4835G	2.5235G	AV	2.49278G	6.26	-53.65	-60.90	-52.90	-46.64	-41.20	-5.44
2462MHz	Pass	2.5235G	3G	AV	2.53112G	6.26	-59.79	-63.64	-58.29	-52.03	-41.20	-10.83
2462MHz	Pass	1G	2.36G	PK	2.35711G	6.26	-49.14	-53.36	-47.75	-41.49	-21.20	-20.29
2462MHz	Pass	2.36G	2.4G	PK	2.3648G	6.26	-47.25	-51.33	-45.82	-39.56	-21.20	-18.36
2462MHz	Pass	2.4G	2.4835G	PK	2.4835G	6.26	-67.11	-67.94	-64.49	-58.23	-21.20	-37.03
2462MHz	Pass	2.4835G	2.5235G	PK	2.49038G	6.26	-35.51	-45.56	-35.10	-28.84	-21.20	-7.64
2462MHz	Pass	2.5235G	3G	PK	2.52755G	6.26	-49.22	-54.42	-48.07	-41.81	-21.20	-20.61
802.11ax HEW20_Nss1,(MCS0)_2TX	-	-	-	-	-	-	-	-	-	-	-	-
2412MHz	Pass	1G	2.36G	AV	1.92956G	6.26	-58.72	-59.02	-55.86	-49.60	-41.20	-8.40
2412MHz	Pass	2.36G	2.4G	AV	2.3896G	6.26	-56.50	-52.74	-51.21	-44.95	-41.20	-3.75
2412MHz	Pass	2.4G	2.4835G	AV	2.4835G	6.26	-78.30	-78.12	-75.20	-68.94	-41.20	-27.74
2412MHz	Pass	2.4835G	2.5235G	AV	2.4947G	6.26	-63.49	-62.96	-60.21	-53.95	-41.20	-12.75
2412MHz	Pass	2.5235G	3G	AV	2.52445G	6.26	-64.65	-66.48	-62.46	-56.20	-41.20	-15.00

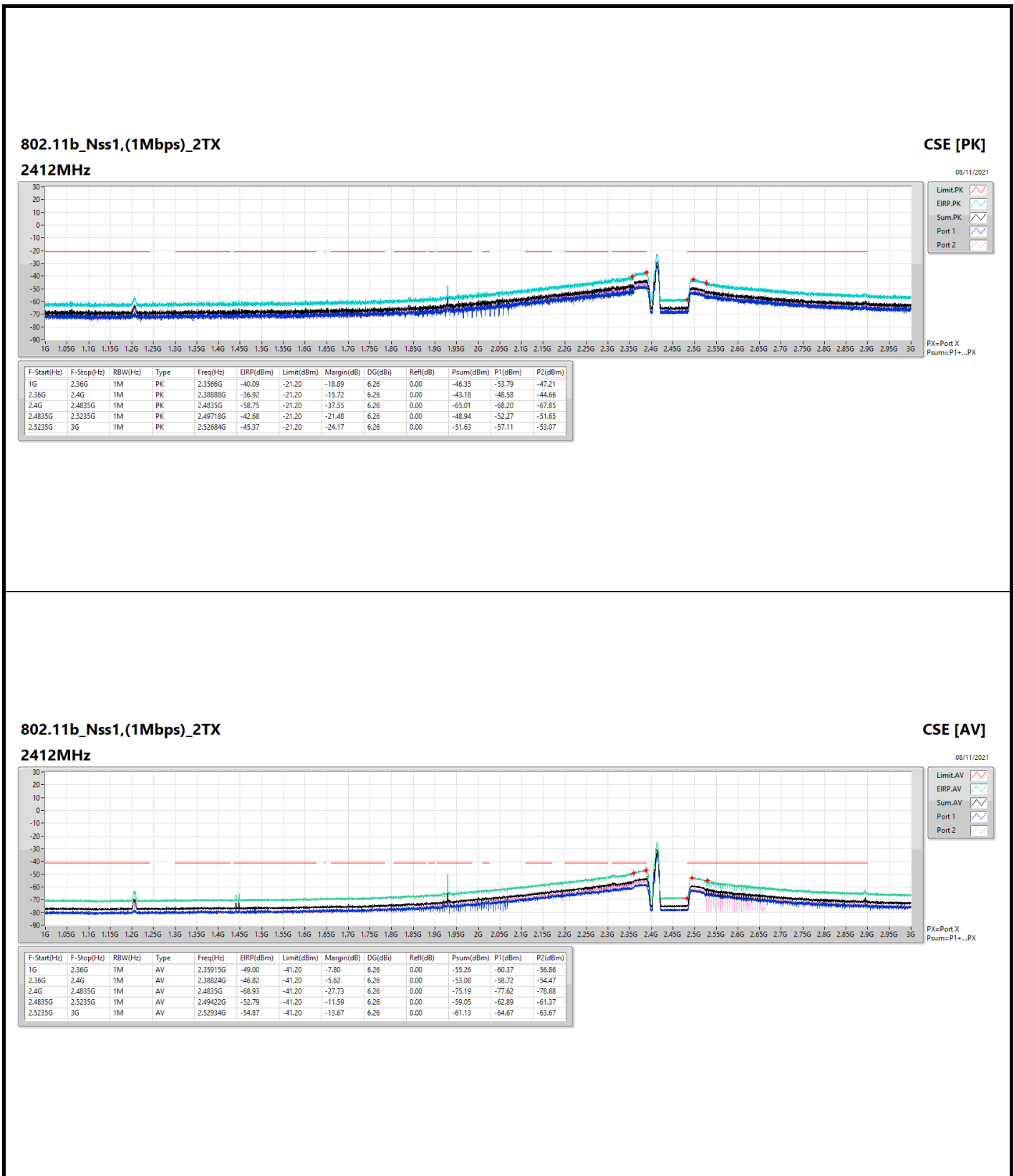


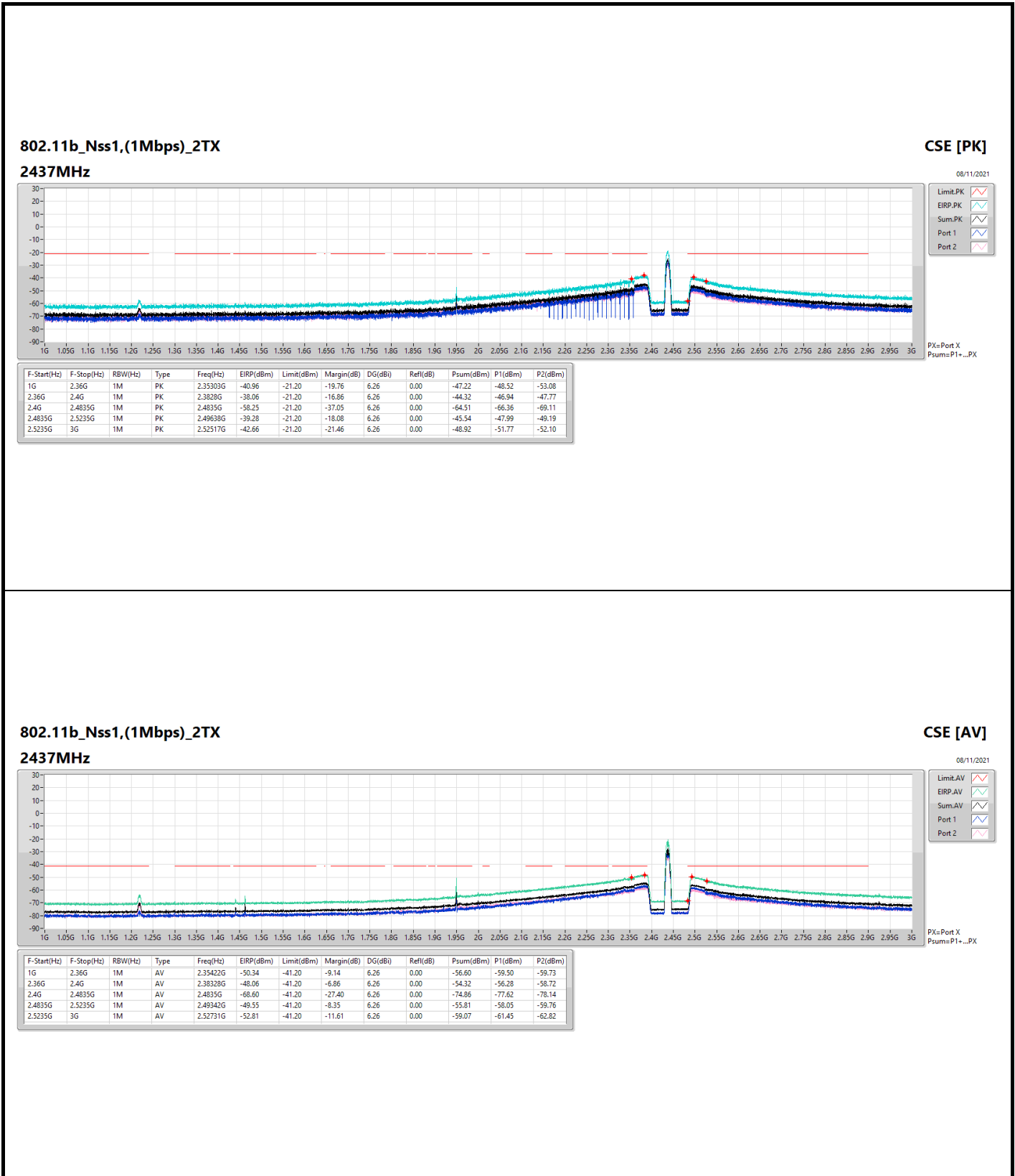
CSE (Restricted Band)_Harmonic 1GHz~3GHz

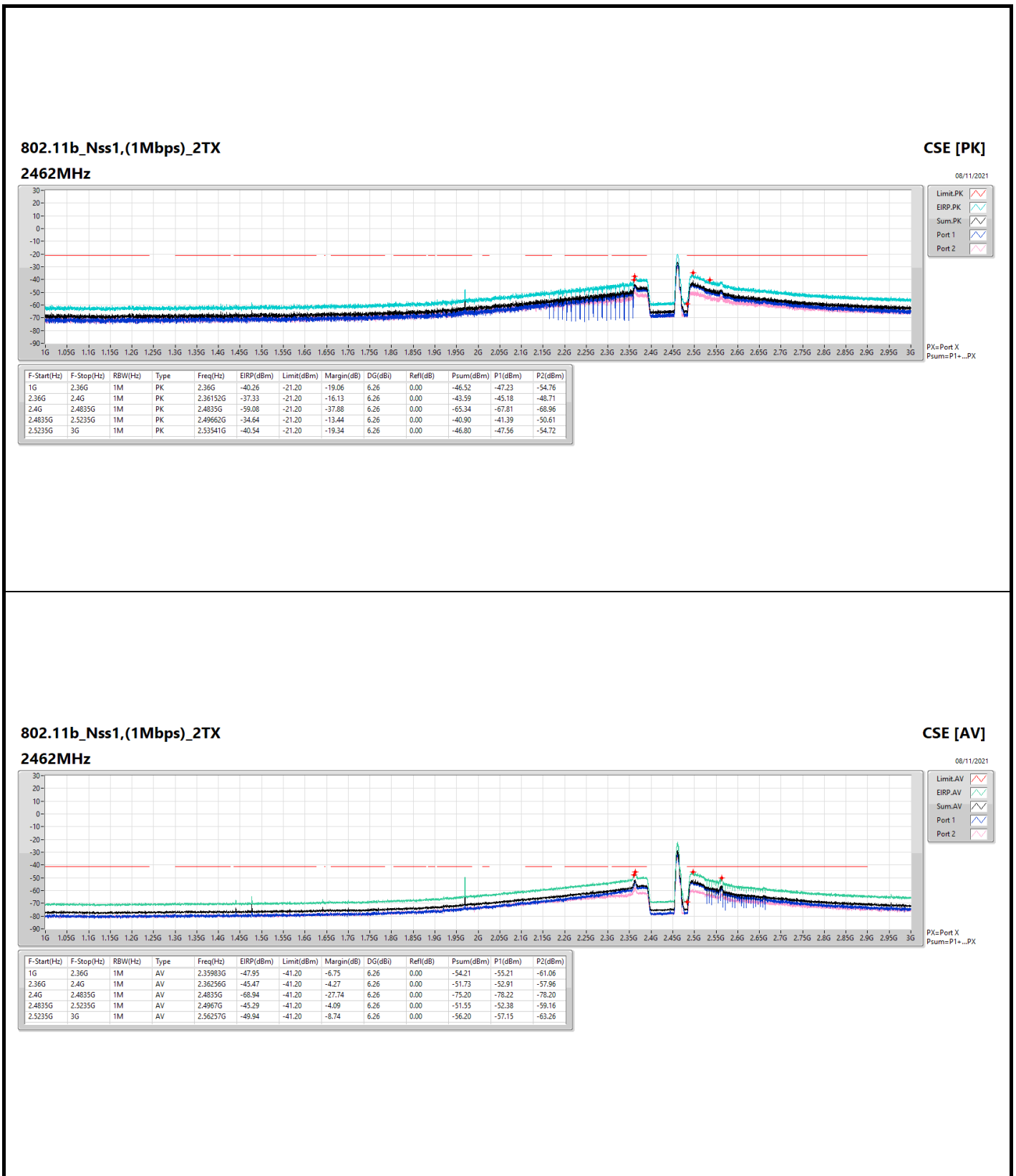
Appendix F.4

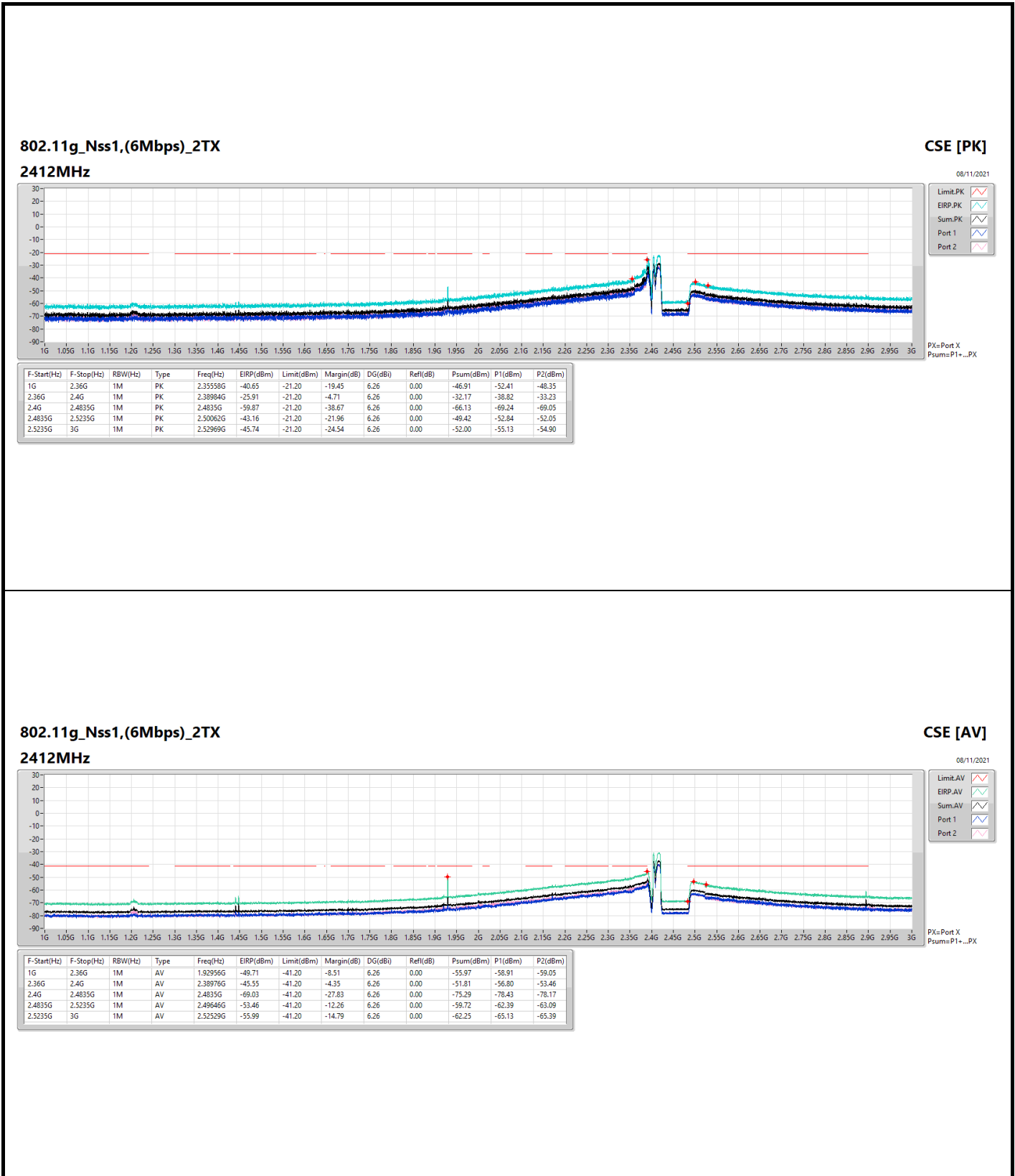
Mode	Result	F-Start (Hz)	F-Stop (Hz)	Type	Freq (Hz)	DG (dBi)	P1 (dBm)	P2 (dBm)	Psum (dBm)	EIRP (dBm)	Limit (dBm)	Margin (dB)
2412MHz	Pass	1G	2.36G	PK	2.35728G	6.26	-53.75	-48.66	-47.49	-41.23	-21.20	-20.03
2412MHz	Pass	2.36G	2.4G	PK	2.38992G	6.26	-40.75	-34.63	-33.68	-27.42	-21.20	-6.22
2412MHz	Pass	2.4G	2.4835G	PK	2.4835G	6.26	-68.71	-68.16	-65.42	-59.16	-21.20	-37.96
2412MHz	Pass	2.4835G	2.5235G	PK	2.49894G	6.26	-53.98	-51.96	-49.84	-43.58	-21.20	-22.38
2412MHz	Pass	2.5235G	3G	PK	2.52386G	6.26	-53.88	-56.77	-52.08	-45.82	-21.20	-24.62
2437MHz	Pass	1G	2.36G	AV	2.35286G	6.26	-58.57	-58.32	-55.43	-49.17	-41.20	-7.97
2437MHz	Pass	2.36G	2.4G	AV	2.3884G	6.26	-54.00	-55.60	-51.72	-45.46	-41.20	-4.26
2437MHz	Pass	2.4G	2.4835G	AV	2.4835G	6.26	-77.90	-77.26	-74.56	-68.30	-41.20	-27.10
2437MHz	Pass	2.4835G	2.5235G	AV	2.4931G	6.26	-56.23	-57.29	-53.72	-47.46	-41.20	-6.26
2437MHz	Pass	2.5235G	3G	AV	2.5266G	6.26	-59.84	-62.11	-57.82	-51.56	-41.20	-10.36
2437MHz	Pass	1G	2.36G	PK	2.35864G	6.26	-48.34	-49.21	-45.74	-39.48	-21.20	-18.28
2437MHz	Pass	2.36G	2.4G	PK	2.3896G	6.26	-41.74	-41.89	-38.80	-32.54	-21.20	-11.34
2437MHz	Pass	2.4G	2.4835G	PK	2.4835G	6.26	-67.63	-68.25	-64.92	-58.66	-21.20	-37.46
2437MHz	Pass	2.4835G	2.5235G	PK	2.49038G	6.26	-43.27	-46.50	-41.58	-35.32	-21.20	-14.12
2437MHz	Pass	2.5235G	3G	PK	2.52469G	6.26	-48.48	-53.12	-47.20	-40.94	-21.20	-19.74
2462MHz	Pass	1G	2.36G	AV	1.96968G	6.26	-58.89	-58.46	-55.66	-49.40	-41.20	-8.20
2462MHz	Pass	2.36G	2.4G	AV	2.36752G	6.26	-57.97	-61.81	-56.47	-50.21	-41.20	-9.01
2462MHz	Pass	2.4G	2.4835G	AV	2.4835G	6.26	-77.48	-77.95	-74.70	-68.44	-41.20	-27.24
2462MHz	Pass	2.4835G	2.5235G	AV	2.49294G	6.26	-52.74	-58.48	-51.71	-45.45	-41.20	-4.25
2462MHz	Pass	2.5235G	3G	AV	2.52398G	6.26	-59.68	-64.52	-58.45	-52.19	-41.20	-10.99
2462MHz	Pass	1G	2.36G	PK	2.35371G	6.26	-49.94	-52.78	-48.12	-41.86	-21.20	-20.66
2462MHz	Pass	2.36G	2.4G	PK	2.36808G	6.26	-47.29	-51.65	-45.93	-39.67	-21.20	-18.47
2462MHz	Pass	2.4G	2.4835G	PK	2.4835G	6.26	-66.08	-67.84	-63.86	-57.60	-21.20	-36.40
2462MHz	Pass	2.4835G	2.5235G	PK	2.49214G	6.26	-35.76	-42.81	-34.98	-28.72	-21.20	-7.52
2462MHz	Pass	2.5235G	3G	PK	2.53172G	6.26	-49.48	-53.13	-47.92	-41.66	-21.20	-20.46
802.11ax HEW40_Nss1,(MCS0)_2TX	-	-	-	-	-	-	-	-	-	-	-	-
2422MHz	Pass	1G	2.32G	AV	1.61463G	6.26	-59.83	-61.11	-57.41	-51.15	-41.20	-9.95
2422MHz	Pass	2.32G	2.4G	AV	2.3896G	6.26	-54.84	-55.71	-52.24	-45.98	-41.20	-4.78
2422MHz	Pass	2.4G	2.4835G	AV	2.4835G	6.26	-77.74	-77.84	-74.78	-68.52	-41.20	-27.32
2422MHz	Pass	2.4835G	2.5635G	AV	2.50382G	6.26	-61.67	-62.27	-58.95	-52.69	-41.20	-11.49
2422MHz	Pass	2.5635G	3G	AV	2.5671G	6.26	-66.26	-65.93	-63.08	-56.82	-41.20	-15.62
2422MHz	Pass	1G	2.32G	PK	2.31456G	6.26	-53.15	-50.53	-48.64	-42.38	-21.20	-21.18
2422MHz	Pass	2.32G	2.4G	PK	2.38912G	6.26	-43.84	-37.88	-36.90	-30.64	-21.20	-9.44
2422MHz	Pass	2.4G	2.4835G	PK	2.4835G	6.26	-68.96	-69.05	-65.99	-59.73	-21.20	-38.53
2422MHz	Pass	2.4835G	2.5635G	PK	2.49982G	6.26	-50.88	-53.22	-48.88	-42.62	-21.20	-21.42
2422MHz	Pass	2.5635G	3G	PK	2.56394G	6.26	-56.30	-55.91	-53.09	-46.83	-21.20	-25.63
2437MHz	Pass	1G	2.32G	AV	1.62469G	6.26	-59.11	-59.82	-56.44	-50.18	-41.20	-8.98
2437MHz	Pass	2.32G	2.4G	AV	2.3888G	6.26	-54.97	-55.55	-52.24	-45.98	-41.20	-4.78
2437MHz	Pass	2.4G	2.4835G	AV	2.4835G	6.26	-77.90	-77.28	-74.57	-68.31	-41.20	-27.11
2437MHz	Pass	2.4835G	2.5635G	AV	2.49806G	6.26	-57.65	-59.62	-55.51	-49.25	-41.20	-8.05
2437MHz	Pass	2.5635G	3G	AV	2.56514G	6.26	-62.68	-63.71	-60.15	-53.89	-41.20	-12.69
2437MHz	Pass	1G	2.32G	PK	2.31472G	6.26	-51.17	-50.50	-47.81	-41.55	-21.20	-20.35
2437MHz	Pass	2.32G	2.4G	PK	2.38848G	6.26	-40.88	-43.52	-38.99	-32.73	-21.20	-11.53
2437MHz	Pass	2.4G	2.4835G	PK	2.4835G	6.26	-67.85	-68.10	-64.96	-58.70	-21.20	-37.50
2437MHz	Pass	2.4835G	2.5635G	PK	2.49086G	6.26	-47.23	-47.17	-44.19	-37.93	-21.20	-16.73
2437MHz	Pass	2.5635G	3G	PK	2.56645G	6.26	-51.29	-55.39	-49.86	-43.60	-21.20	-22.40
2452MHz	Pass	1G	2.32G	AV	2.31687G	6.26	-59.95	-61.14	-57.49	-51.23	-41.20	-10.03
2452MHz	Pass	2.32G	2.4G	AV	2.36304G	6.26	-56.94	-58.56	-54.66	-48.40	-41.20	-7.20
2452MHz	Pass	2.4G	2.4835G	AV	2.4835G	6.26	-77.94	-78.44	-75.17	-68.91	-41.20	-27.71
2452MHz	Pass	2.4835G	2.5635G	AV	2.49054G	6.26	-52.78	-54.44	-50.52	-44.26	-41.20	-3.06
2452MHz	Pass	2.5635G	3G	AV	2.56481G	6.26	-62.23	-62.60	-59.40	-53.14	-41.20	-11.94
2452MHz	Pass	1G	2.32G	PK	2.31984G	6.26	-51.34	-50.32	-47.79	-41.53	-21.20	-20.33
2452MHz	Pass	2.32G	2.4G	PK	2.3888G	6.26	-45.89	-49.72	-44.39	-38.13	-21.20	-16.93
2452MHz	Pass	2.4G	2.4835G	PK	2.4835G	6.26	-67.02	-69.26	-64.99	-58.73	-21.20	-37.53
2452MHz	Pass	2.4835G	2.5635G	PK	2.4915G	6.26	-38.39	-39.09	-35.72	-29.46	-21.20	-8.26
2452MHz	Pass	2.5635G	3G	PK	2.56874G	6.26	-51.93	-53.09	-49.46	-43.20	-21.20	-22.00

DG = Directional Gain ; PX=Port X; Psum=P1+P2+...PX







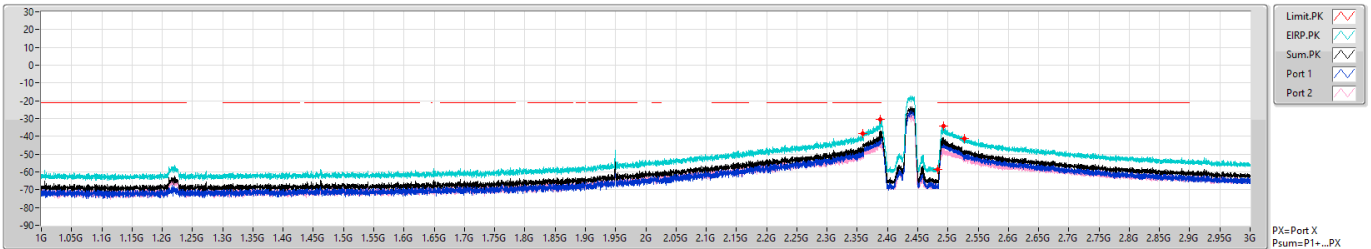


802.11g_Nss1,(6Mbps)_2TX

2437MHz

CSE [PK]

08/11/2021



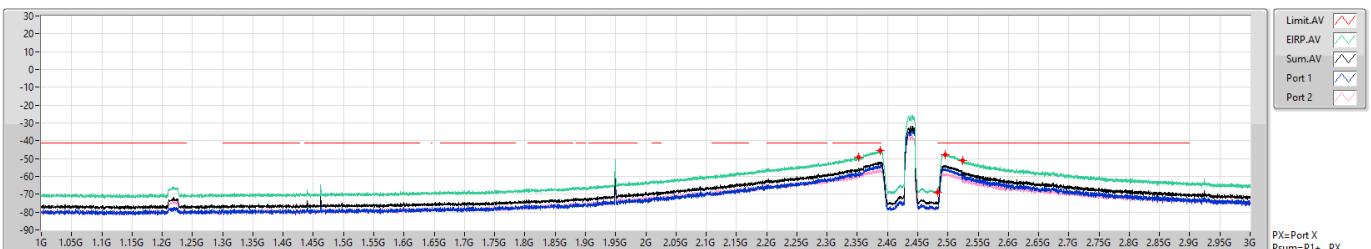
F-Start(Hz)	F-Stop(Hz)	RBW(Hz)	Type	Freq(Hz)	EIRP(dBm)	Limit(dBm)	Margin(dB)	DG(dB)	Ref(dB)	Psum(dBm)	P1(dBm)	P2(dBm)
1G	2.36G	1M	PK	2.35966G	-38.37	-21.20	-17.17	6.26	0.00	-44.63	-45.84	-50.77
2.36G	2.4G	1M	PK	2.38776G	-30.65	-21.20	-9.45	6.26	0.00	-36.91	-37.92	-43.75
2.4G	2.4835G	1M	PK	2.4835G	-58.52	-21.20	-37.32	6.26	0.00	-64.78	-67.33	-68.30
2.4835G	2.5235G	1M	PK	2.49286G	-34.41	-21.20	-13.21	6.26	0.00	-40.67	-42.23	-45.88
2.5235G	3G	1M	PK	2.52866G	-41.36	-21.20	-20.16	6.26	0.00	-47.62	-50.20	-51.10

802.11g_Nss1,(6Mbps)_2TX

2437MHz

CSE [AV]

08/11/2021



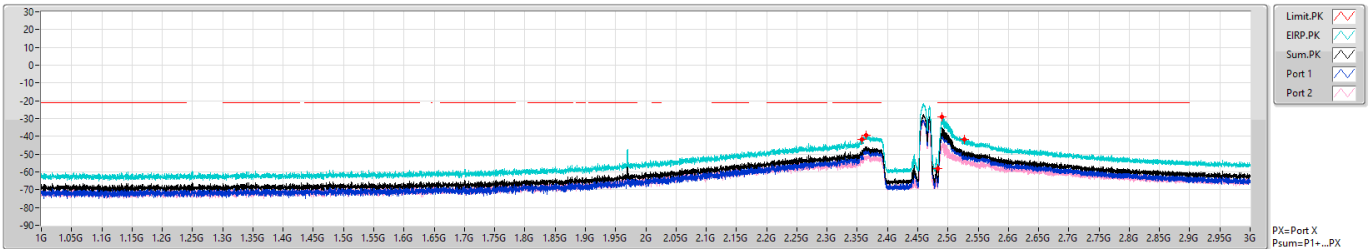
F-Start(Hz)	F-Stop(Hz)	RBW(Hz)	Type	Freq(Hz)	EIRP(dBm)	Limit(dBm)	Margin(dB)	DG(dB)	Ref(dB)	Psum(dBm)	P1(dBm)	P2(dBm)
1G	2.36G	1M	AV	2.35235G	-49.15	-41.20	-7.95	6.26	0.00	-55.41	-57.57	-59.48
2.36G	2.4G	1M	AV	2.38856G	-45.62	-41.20	-4.42	6.26	0.00	-51.88	-53.48	-56.98
2.4G	2.4835G	1M	AV	2.4835G	-68.88	-41.20	-27.68	6.26	0.00	-75.14	-78.38	-77.94
2.4835G	2.5235G	1M	AV	2.49286G	-47.65	-41.20	-6.45	6.26	0.00	-53.91	-55.79	-58.44
2.5235G	3G	1M	AV	2.52905G	-51.25	-41.20	-10.05	6.26	0.00	-57.51	-60.24	-60.81

802.11g_Nss1,(6Mbps)_2TX

2462MHz

CSE [PK]

08/11/2021



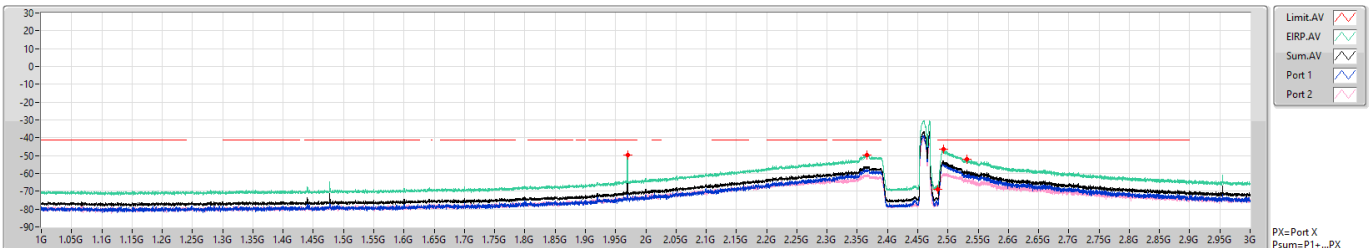
F-Start(Hz)	F-Stop(Hz)	RBW(Hz)	Type	Freq(Hz)	EIRP(dBm)	Limit(dBm)	Margin(dB)	DG(dB)	Ref(dB)	Psum(dBm)	P1(dBm)	P2(dBm)
1G	2.36G	1M	PK	2.35711G	-41.49	-21.20	-20.29	6.26	0.00	-47.75	-49.14	-53.36
2.36G	2.4G	1M	PK	2.3648G	-39.56	-21.20	-18.36	6.26	0.00	-45.82	-47.25	-51.33
2.4G	2.4835G	1M	PK	2.4835G	-58.23	-21.20	-37.03	6.26	0.00	-64.49	-67.11	-67.94
2.4835G	2.5235G	1M	PK	2.49038G	-28.84	-21.20	-7.64	6.26	0.00	-35.10	-35.51	-45.56
2.5235G	3G	1M	PK	2.52755G	-41.81	-21.20	-20.61	6.26	0.00	-48.07	-49.22	-54.42

802.11g_Nss1,(6Mbps)_2TX

2462MHz

CSE [AV]

08/11/2021



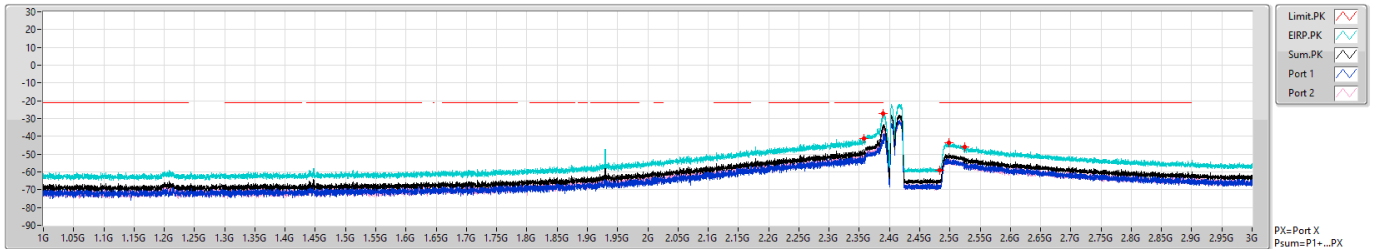
F-Start(Hz)	F-Stop(Hz)	RBW(Hz)	Type	Freq(Hz)	EIRP(dBm)	Limit(dBm)	Margin(dB)	DG(dB)	Ref(dB)	Psum(dBm)	P1(dBm)	P2(dBm)
1G	2.36G	1M	AV	1.96988G	-49.49	-41.20	-8.29	6.26	0.00	-55.75	-59.03	-58.50
2.36G	2.4G	1M	AV	2.36576G	-49.79	-41.20	-8.59	6.26	0.00	-56.05	-57.62	-61.22
2.4G	2.4835G	1M	AV	2.4835G	-68.91	-41.20	-27.71	6.26	0.00	-75.17	-78.05	-78.31
2.4835G	2.5235G	1M	AV	2.49278G	-46.64	-41.20	-5.44	6.26	0.00	-52.90	-53.65	-60.90
2.5235G	3G	1M	AV	2.53112G	-52.03	-41.20	-10.83	6.26	0.00	-58.29	-59.79	-63.64

802.11ax HEW20_Nss1,(MCS0)_2TX

2412MHz

CSE [PK]

08/11/2021



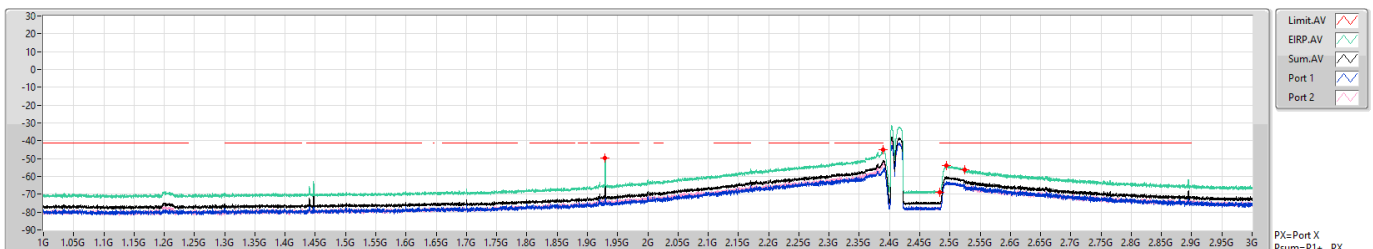
F-Start(Hz)	F-Stop(Hz)	RBW(Hz)	Type	Freq(Hz)	EIRP(dBm)	Limit(dBm)	Margin(dB)	DG(dB)	Ref(dB)	Psum(dBm)	P1(dBm)	P2(dBm)
1G	2.36G	1M	PK	2.35728G	-41.23	-21.20	-20.03	6.26	0.00	-47.49	-53.75	-48.66
2.36G	2.4G	1M	PK	2.38992G	-27.42	-21.20	-6.22	6.26	0.00	-33.68	-40.75	-34.63
2.4G	2.4835G	1M	PK	2.4835G	-59.16	-21.20	-37.96	6.26	0.00	-65.42	-68.71	-68.16
2.4835G	2.5235G	1M	PK	2.49894G	-43.58	-21.20	-22.38	6.26	0.00	-49.84	-53.98	-51.96
2.5235G	3G	1M	PK	2.52386G	-45.82	-21.20	-24.62	6.26	0.00	-52.08	-53.88	-56.77

802.11ax HEW20_Nss1,(MCS0)_2TX

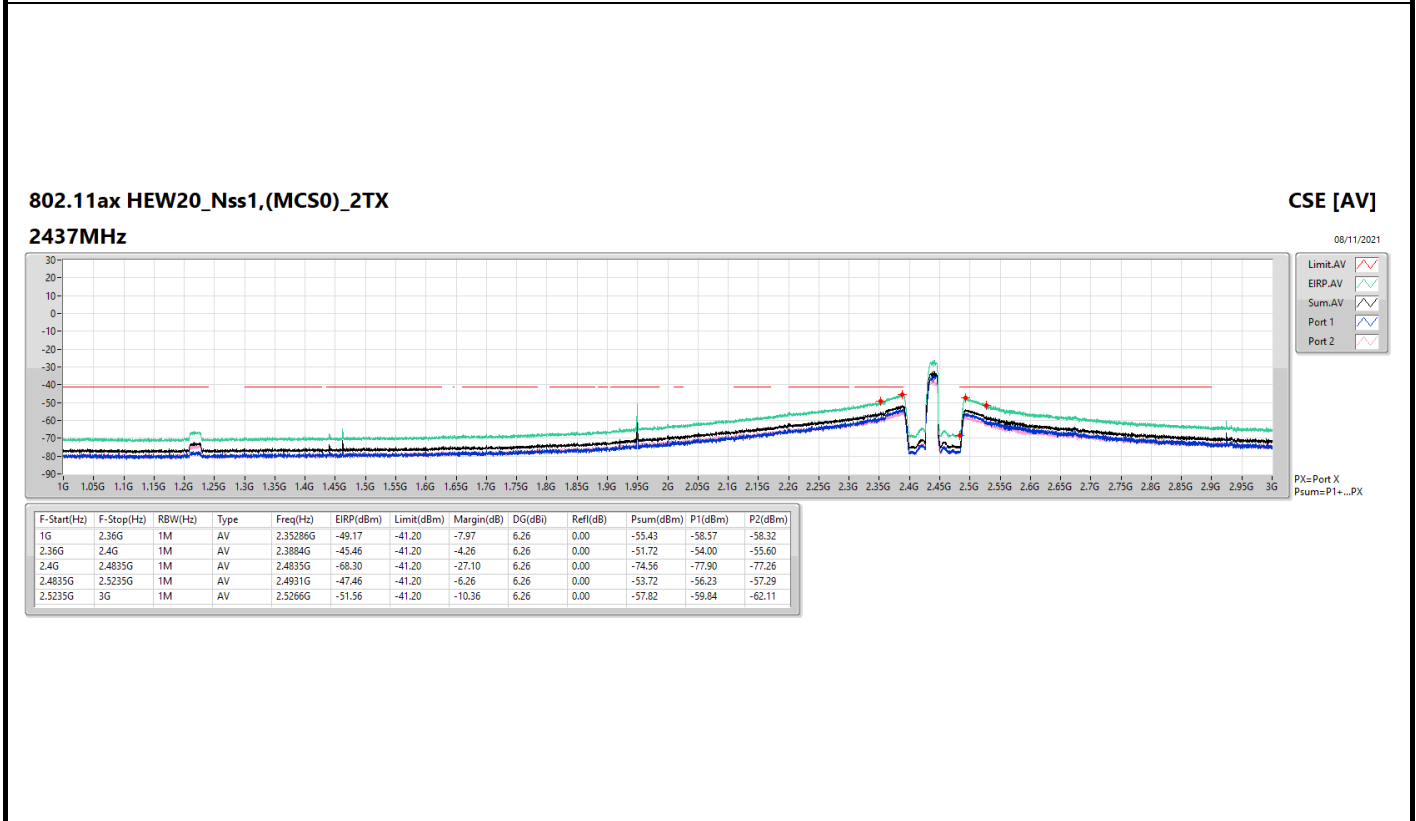
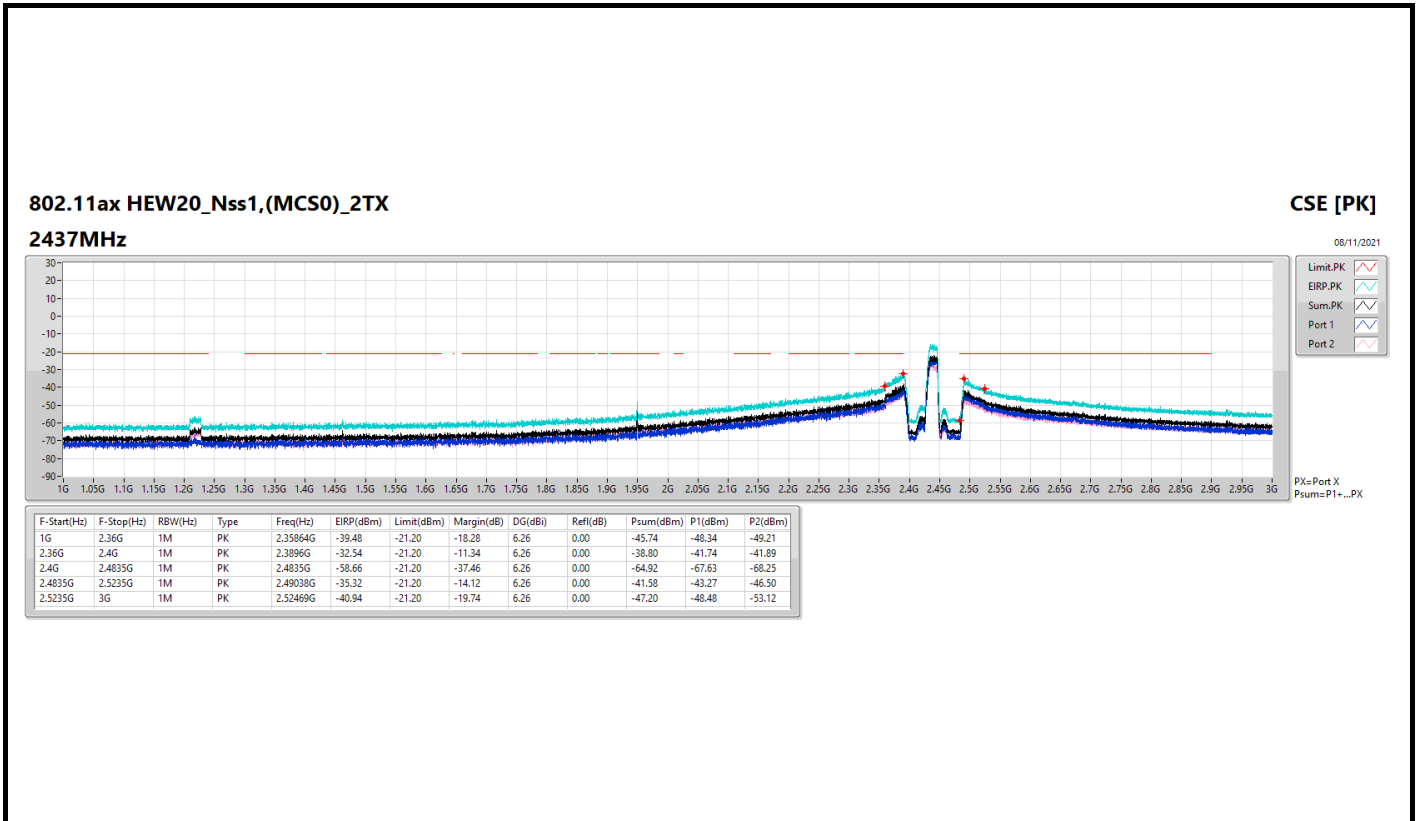
2412MHz

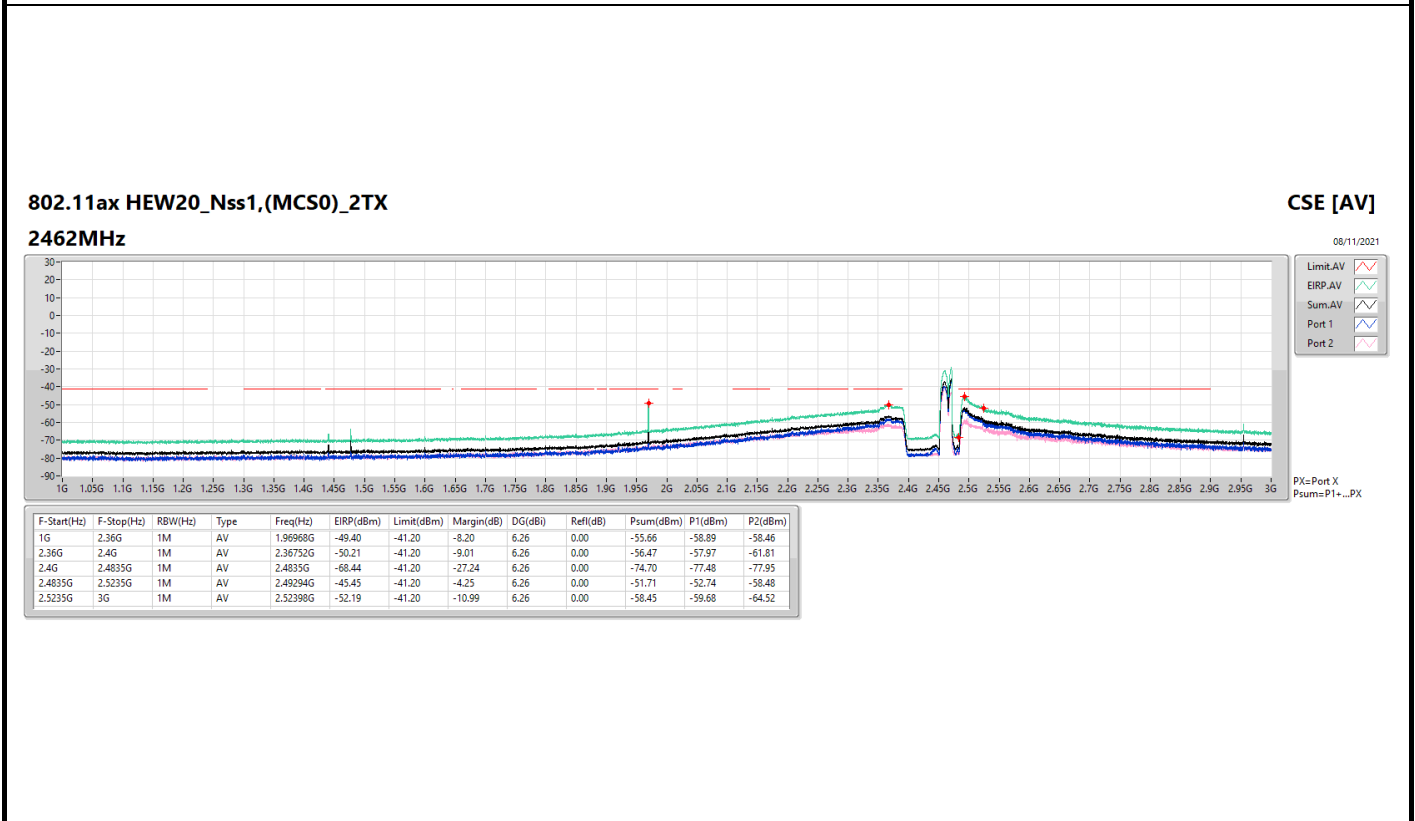
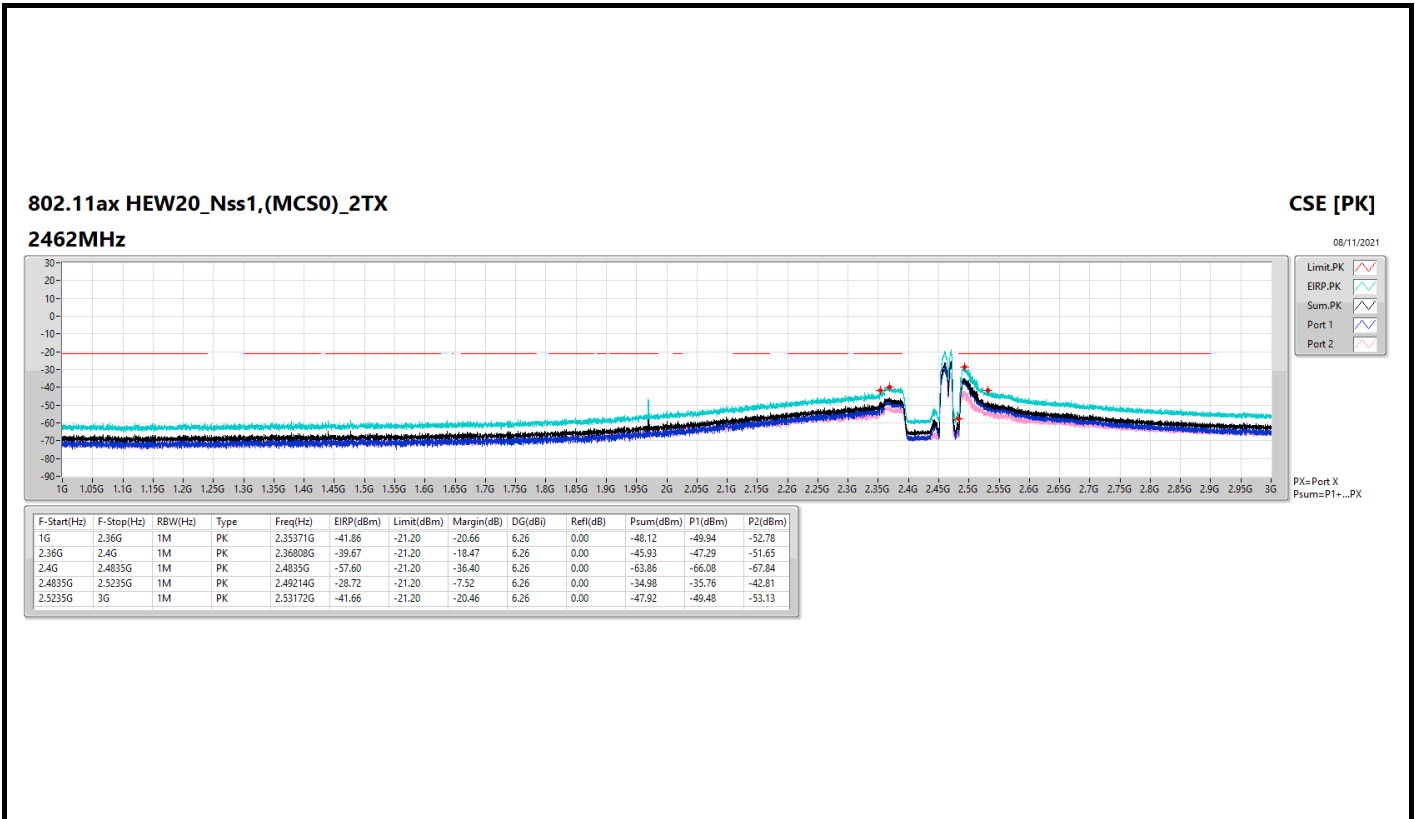
CSE [AV]

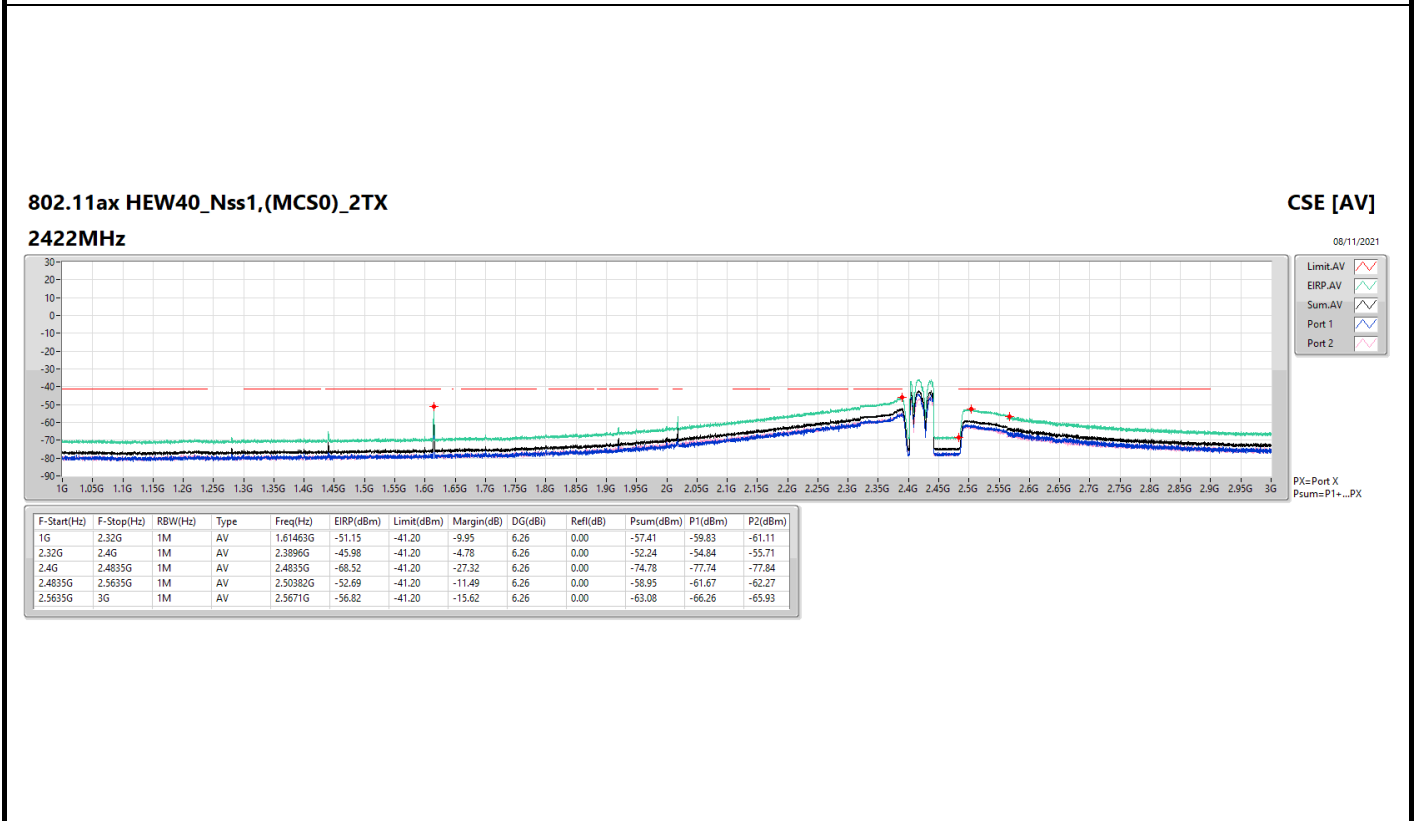
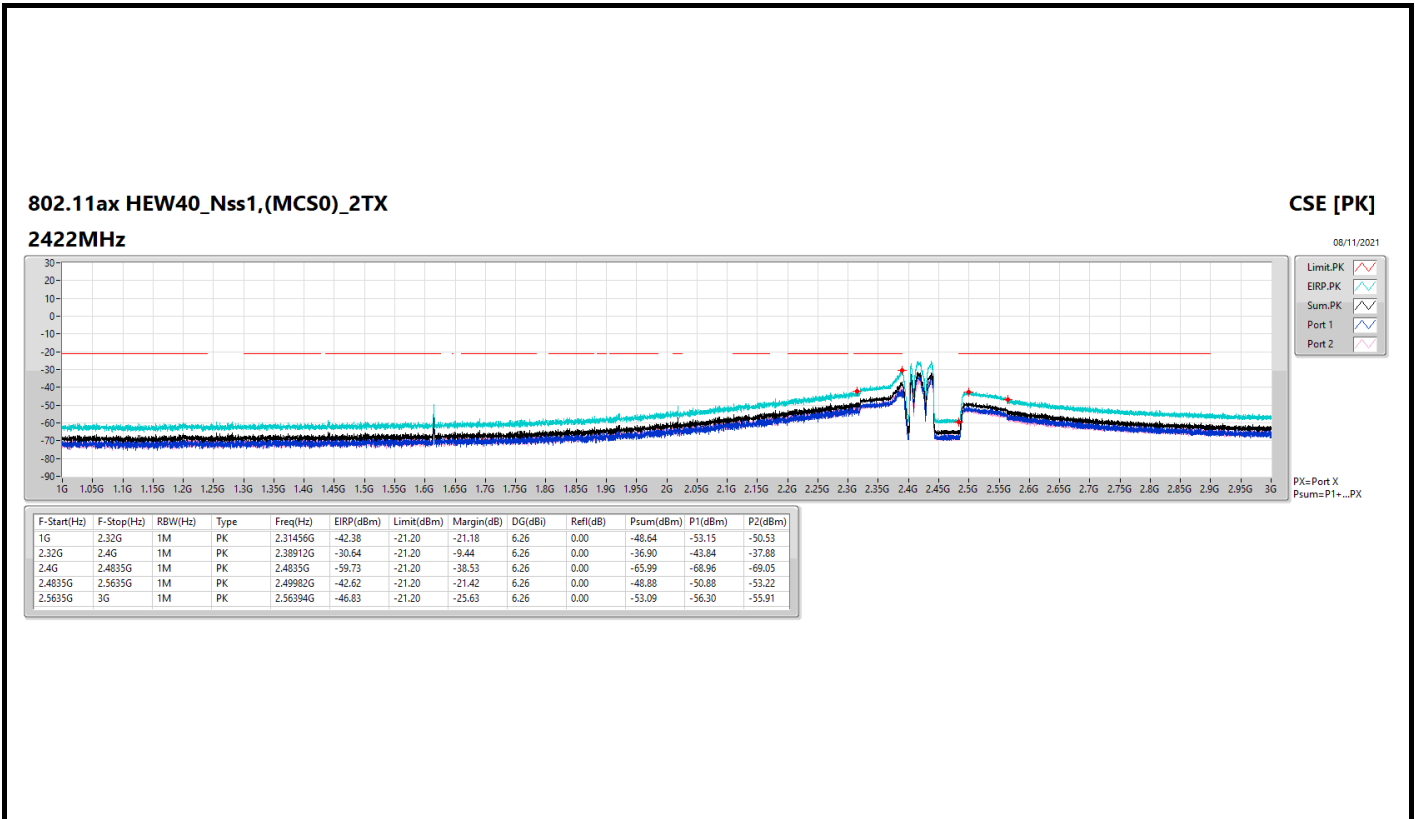
08/11/2021

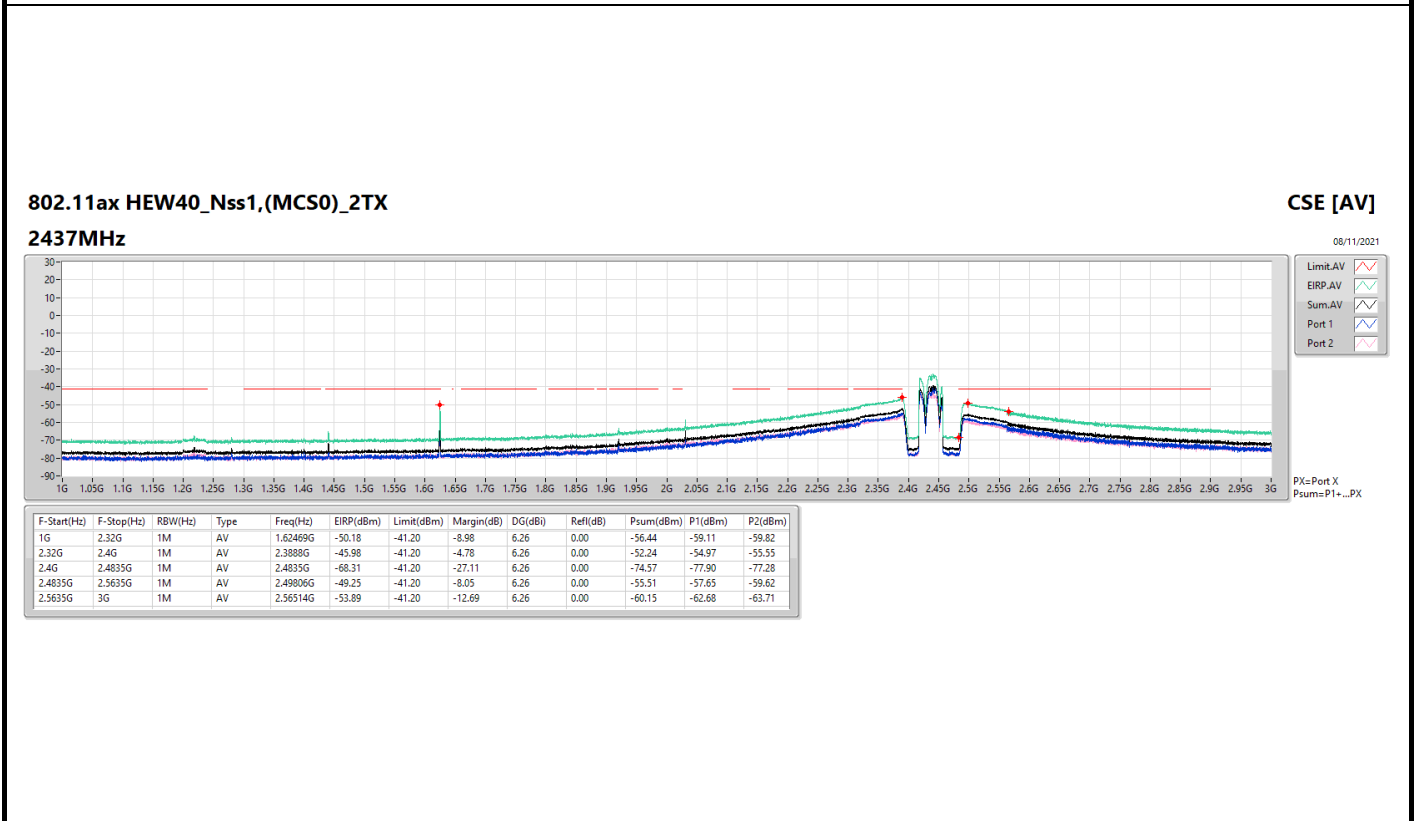
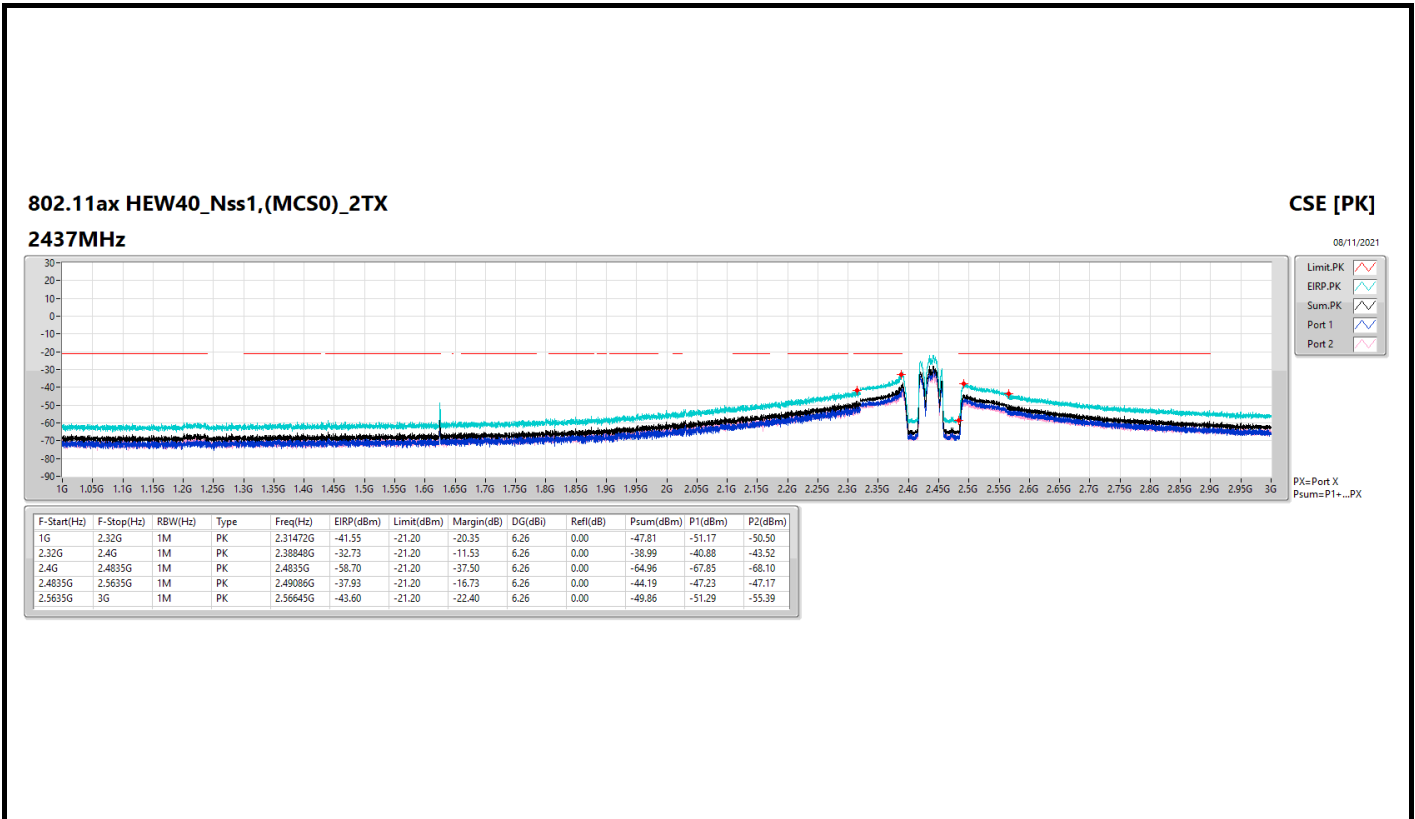


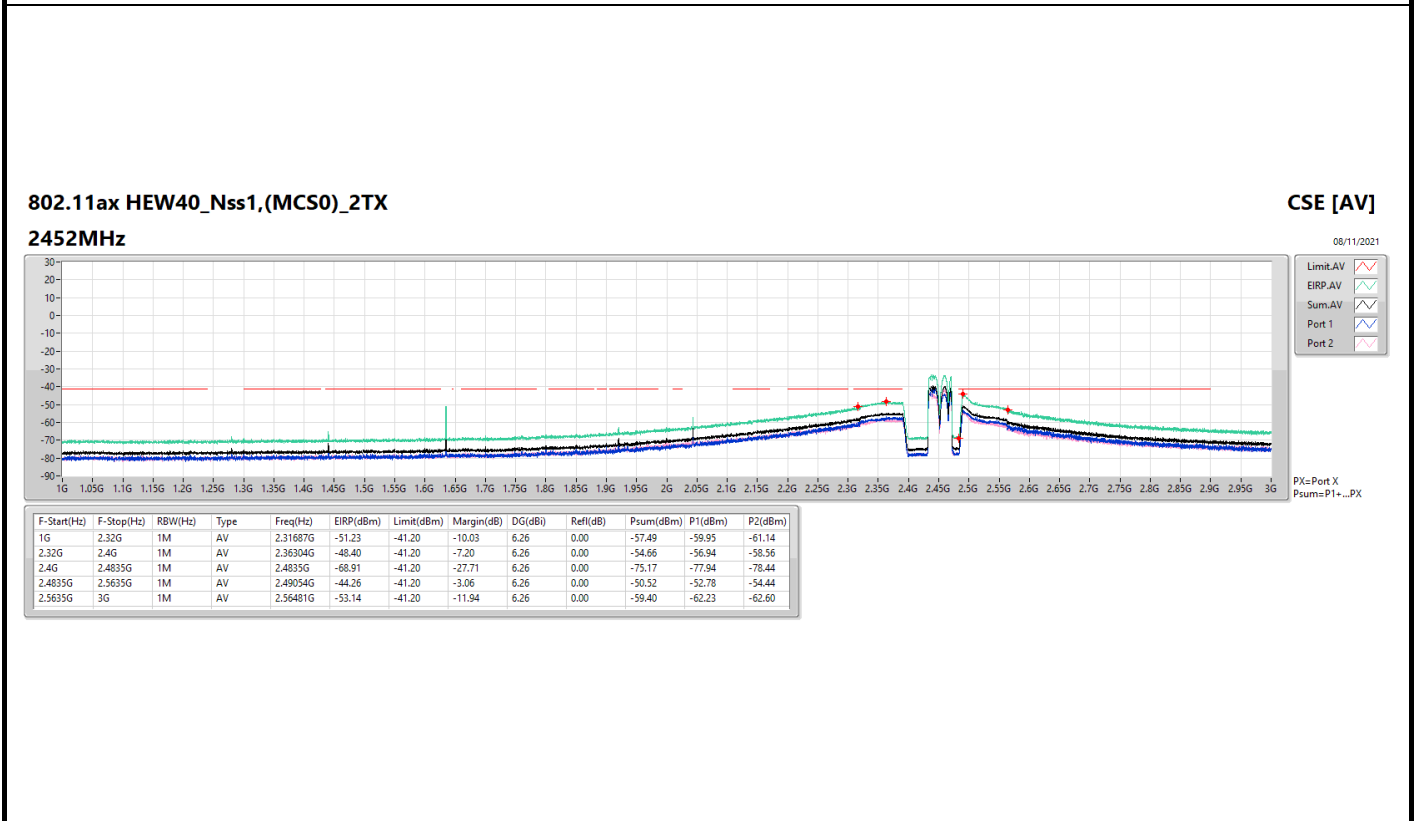
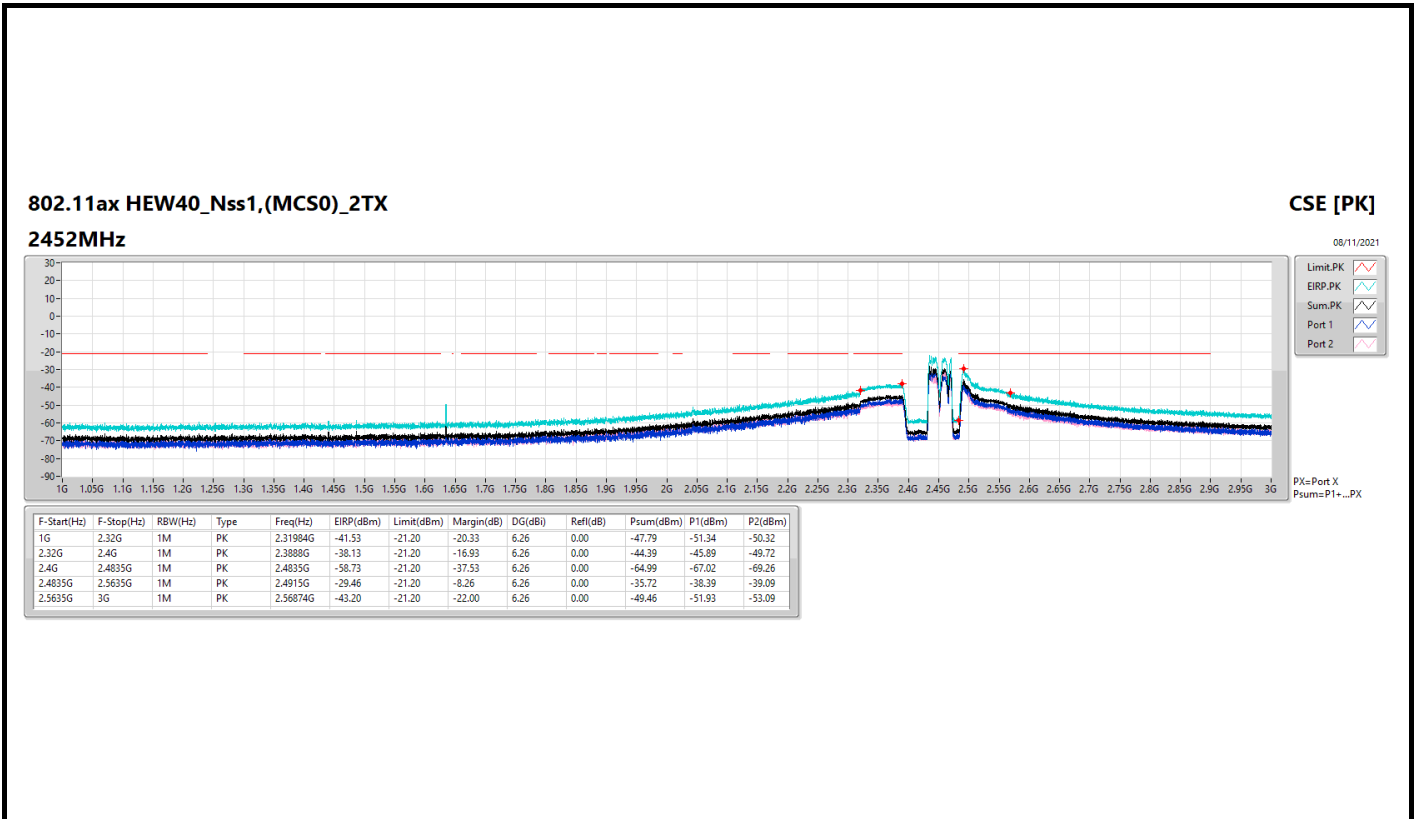
F-Start(Hz)	F-Stop(Hz)	RBW(Hz)	Type	Freq(Hz)	EIRP(dBm)	Limit(dBm)	Margin(dB)	DG(dB)	Ref(dB)	Psum(dBm)	P1(dBm)	P2(dBm)
1G	2.36G	1M	AV	1.92596G	-49.60	-41.20	-8.40	6.26	0.00	-55.86	-58.72	-59.02
2.36G	2.4G	1M	AV	2.38986G	-44.95	-41.20	-3.75	6.26	0.00	-51.21	-56.50	-52.74
2.4G	2.4835G	1M	AV	2.4835G	-68.94	-41.20	-27.74	6.26	0.00	-75.20	-78.30	-78.12
2.4835G	2.5235G	1M	AV	2.4947G	-53.95	-41.20	-12.75	6.26	0.00	-60.21	-63.49	-62.96
2.5235G	3G	1M	AV	2.52445G	-56.20	-41.20	-15.00	6.26	0.00	-62.46	-64.65	-66.48













Summary

Mode	Result	F-Start (Hz)	F-Stop (Hz)	Type	Freq (Hz)	DG (dBi)	P1 (dBm)	P2 (dBm)	Psum (dBm)	EIRP (dBm)	Limit (dBm)	Margin (dB)
2.4-2.4835GHz	-	-	-	-	-	-	-	-	-	-	-	-
802.11b_Nss1,(1Mbps)_2TX	Pass	3G	7.5G	AV	4.92375G	6.26	-53.04	-63.26	-52.65	-46.39	-41.20	-5.19
802.11g_Nss1,(6Mbps)_2TX	Pass	3G	7.5G	AV	3.65531G	6.26	-74.51	-61.08	-60.89	-54.63	-41.20	-13.43
802.11ax HEW20_Nss1,(MCS0)_2TX	Pass	3G	7.5G	AV	3.65531G	6.26	-77.78	-60.58	-60.50	-54.24	-41.20	-13.04
802.11ax HEW40_Nss1,(MCS0)_2TX	Pass	3G	7.5G	AV	3.65531G	6.26	-69.92	-60.94	-60.42	-54.16	-41.20	-12.96

DG = Directional Gain ; PX=Port X; Psum=P1+P2+...PX



Result

Mode	Result	F-Start (Hz)	F-Stop (Hz)	Type	Freq (Hz)	DG (dBi)	P1 (dBm)	P2 (dBm)	Psum (dBm)	EIRP (dBm)	Limit (dBm)	Margin (dB)
802.11b_Nss1,(1Mbps)_2TX	-	-	-	-	-	-	-	-	-	-	-	-
2412MHz	Pass	3G	7.5G	AV	4.82419G	6.26	-65.48	-56.13	-55.65	-49.39	-41.20	-8.19
2412MHz	Pass	7.5G	25G	AV	19.47656G	6.26	-78.73	-78.03	-75.36	-69.10	-41.20	-27.90
2412MHz	Pass	3G	7.5G	PK	4.82419G	6.26	-63.76	-54.88	-54.35	-48.09	-21.20	-26.89
2412MHz	Pass	7.5G	25G	PK	19.45688G	6.26	-69.06	-70.12	-66.55	-60.29	-21.20	-39.09
2437MHz	Pass	3G	7.5G	AV	4.87369G	6.26	-55.57	-61.22	-54.52	-48.26	-41.20	-7.06
2437MHz	Pass	7.5G	25G	AV	19.50063G	6.26	-78.10	-78.82	-75.43	-69.17	-41.20	-27.97
2437MHz	Pass	3G	7.5G	PK	4.87369G	6.26	-54.83	-60.07	-53.69	-47.43	-21.20	-26.23
2437MHz	Pass	7.5G	25G	PK	19.51156G	6.26	-68.83	-70.52	-66.58	-60.32	-21.20	-39.12
2462MHz	Pass	3G	7.5G	AV	4.92375G	6.26	-53.04	-63.26	-52.65	-46.39	-41.20	-5.19
2462MHz	Pass	7.5G	25G	AV	19.5225G	6.26	-78.62	-78.01	-75.29	-69.03	-41.20	-27.83
2462MHz	Pass	3G	7.5G	PK	4.92375G	6.26	-52.11	-61.58	-51.65	-45.39	-21.20	-24.19
2462MHz	Pass	7.5G	25G	PK	19.87031G	6.26	-70.42	-69.66	-67.01	-60.75	-21.20	-39.55
802.11g_Nss1,(6Mbps)_2TX	-	-	-	-	-	-	-	-	-	-	-	-
2412MHz	Pass	3G	7.5G	AV	3.61763G	6.26	-82.55	-65.39	-65.31	-59.05	-41.20	-17.85
2412MHz	Pass	7.5G	25G	AV	4.8225G	6.26	-77.58	-71.67	-70.68	-64.42	-41.20	-23.22
2412MHz	Pass	7.5G	25G	AV	19.50938G	6.26	-78.03	-78.33	-75.17	-68.91	-41.20	-27.71
2412MHz	Pass	3G	7.5G	PK	4.82138G	6.26	-69.47	-60.95	-60.38	-54.12	-21.20	-32.92
2412MHz	Pass	7.5G	25G	PK	19.49188G	6.26	-70.15	-68.34	-66.14	-59.88	-21.20	-38.68
2437MHz	Pass	3G	7.5G	AV	3.65531G	6.26	-74.51	-61.08	-60.89	-54.63	-41.20	-13.43
2437MHz	Pass	3G	7.5G	AV	4.87538G	6.26	-69.83	-73.49	-68.28	-62.02	-41.20	-20.82
2437MHz	Pass	7.5G	25G	AV	19.50938G	6.26	-78.02	-78.33	-75.16	-68.90	-41.20	-27.70
2437MHz	Pass	3G	7.5G	PK	4.881G	6.26	-58.85	-64.13	-57.72	-51.46	-21.20	-30.26
2437MHz	Pass	3G	7.5G	PK	7.31269G	6.26	-55.33	-69.92	-55.18	-48.92	-21.20	-27.72
2437MHz	Pass	7.5G	25G	PK	19.50063G	6.26	-69.77	-69.53	-66.64	-60.38	-21.20	-39.18
2462MHz	Pass	3G	7.5G	AV	4.92038G	6.26	-67.75	-73.77	-66.78	-60.52	-41.20	-19.32
2462MHz	Pass	7.5G	25G	AV	19.48969G	6.26	-78.35	-78.40	-75.36	-69.10	-41.20	-27.90
2462MHz	Pass	3G	7.5G	PK	4.92488G	6.26	-58.10	-66.04	-57.45	-51.19	-21.20	-29.99
2462MHz	Pass	7.5G	25G	PK	19.49188G	6.26	-68.86	-70.53	-66.60	-60.34	-21.20	-39.14
802.11ax HEW20_Nss1,(MCS0)_2TX	-	-	-	-	-	-	-	-	-	-	-	-
2412MHz	Pass	3G	7.5G	AV	3.61763G	6.26	-80.96	-65.83	-65.70	-59.44	-41.20	-18.24
2412MHz	Pass	3G	7.5G	AV	4.82363G	6.26	-79.06	-73.95	-72.78	-66.52	-41.20	-25.32
2412MHz	Pass	7.5G	25G	AV	19.51375G	6.26	-78.01	-78.24	-75.11	-68.85	-41.20	-27.65
2412MHz	Pass	3G	7.5G	PK	4.81913G	6.26	-69.39	-63.22	-62.28	-56.02	-21.20	-34.82
2412MHz	Pass	7.5G	25G	PK	19.47875G	6.26	-69.90	-69.03	-66.43	-60.17	-21.20	-38.97
2437MHz	Pass	3G	7.5G	AV	3.65531G	6.26	-77.78	-60.58	-60.50	-54.24	-41.20	-13.04
2437MHz	Pass	3G	7.5G	AV	4.87481G	6.26	-70.60	-73.58	-68.83	-62.57	-41.20	-21.37
2437MHz	Pass	7.5G	25G	AV	19.49188G	6.26	-78.01	-78.50	-75.24	-68.98	-41.20	-27.78
2437MHz	Pass	3G	7.5G	PK	4.87706G	6.26	-60.38	-62.03	-58.12	-51.86	-21.20	-30.66
2437MHz	Pass	3G	7.5G	PK	7.31719G	6.26	-56.31	-73.03	-56.22	-49.96	-21.20	-28.76
2437MHz	Pass	7.5G	25G	PK	19.49406G	6.26	-67.44	-70.78	-65.79	-59.53	-21.20	-38.33
2462MHz	Pass	3G	7.5G	AV	4.92488G	6.26	-70.75	-75.41	-69.47	-63.21	-41.20	-22.01
2462MHz	Pass	7.5G	25G	AV	19.48313G	6.26	-77.93	-78.76	-75.31	-69.05	-41.20	-27.85
2462MHz	Pass	3G	7.5G	PK	4.92488G	6.26	-59.60	-67.31	-58.92	-52.66	-21.20	-31.46
2462MHz	Pass	7.5G	25G	PK	19.47875G	6.26	-67.54	-70.57	-65.79	-59.53	-21.20	-38.33
802.11ax HEW40_Nss1,(MCS0)_2TX	-	-	-	-	-	-	-	-	-	-	-	-
2422MHz	Pass	3G	7.5G	AV	3.63281G	6.26	-79.89	-64.94	-64.80	-58.54	-41.20	-17.34
2422MHz	Pass	3G	7.5G	AV	4.84331G	6.26	-79.27	-79.34	-76.29	-70.03	-41.20	-28.83
2422MHz	Pass	7.5G	25G	AV	19.50938G	6.26	-78.71	-78.06	-75.36	-69.10	-41.20	-27.90
2422MHz	Pass	3G	7.5G	PK	3.63225G	6.26	-58.80	-65.48	-57.96	-51.70	-21.20	-30.50
2422MHz	Pass	3G	7.5G	PK	4.85006G	6.26	-69.10	-70.53	-66.75	-60.49	-21.20	-39.29
2422MHz	Pass	7.5G	25G	PK	19.46563G	6.26	-69.37	-68.71	-66.02	-59.76	-21.20	-38.56
2437MHz	Pass	3G	7.5G	AV	3.65531G	6.26	-69.92	-60.94	-60.42	-54.16	-41.20	-12.96
2437MHz	Pass	3G	7.5G	AV	4.872G	6.26	-77.06	-75.94	-73.45	-67.19	-41.20	-25.99
2437MHz	Pass	7.5G	25G	AV	19.49844G	6.26	-77.90	-78.57	-75.21	-68.95	-41.20	-27.75
2437MHz	Pass	3G	7.5G	PK	3.65531G	6.26	-72.13	-59.85	-59.60	-53.34	-21.20	-32.14
2437MHz	Pass	3G	7.5G	PK	4.87594G	6.26	-67.49	-67.40	-64.43	-58.17	-21.20	-36.97
2437MHz	Pass	7.5G	25G	PK	19.86813G	6.26	-68.88	-70.49	-66.60	-60.34	-21.20	-39.14
2452MHz	Pass	3G	7.5G	AV	4.9035G	6.26	-77.89	-78.40	-75.13	-68.87	-41.20	-27.67
2452MHz	Pass	7.5G	25G	AV	19.50719G	6.26	-78.18	-77.31	-74.71	-68.45	-41.20	-27.25
2452MHz	Pass	3G	7.5G	PK	4.899G	6.26	-67.96	-68.93	-65.41	-59.15	-21.20	-37.95
2452MHz	Pass	7.5G	25G	PK	19.51813G	6.26	-70.55	-68.54	-66.42	-60.16	-21.20	-38.96

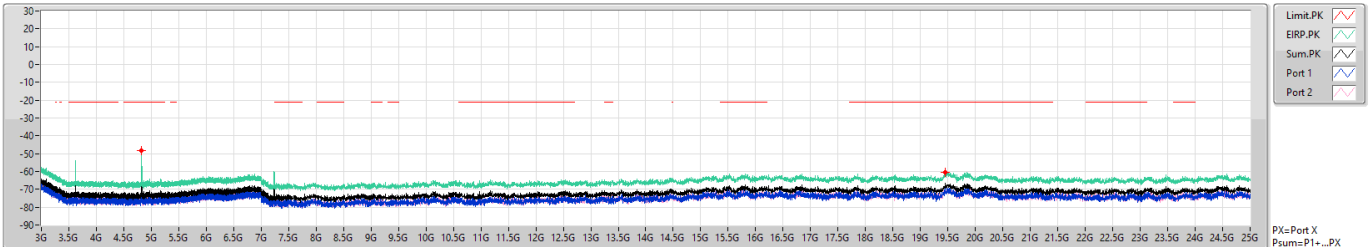
DG = Directional Gain ; PX=Port X; Psum=P1+P2+...PX

802.11b_Nss1,(1Mbps)_2TX

2412MHz

CSE [PK]

08/11/2021



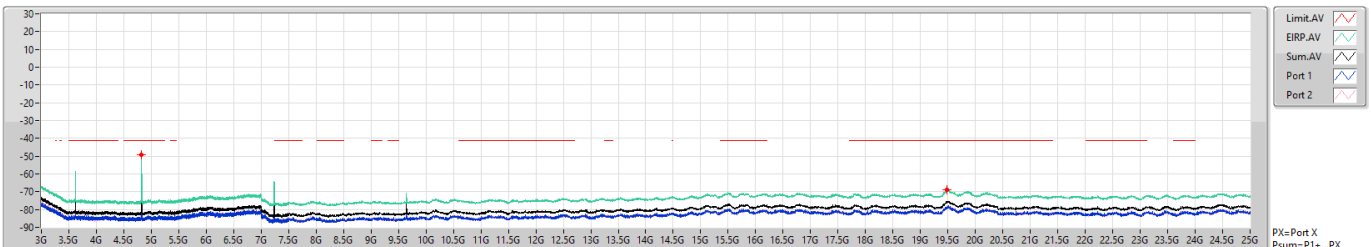
F-Start(Hz)	F-Stop(Hz)	RBW(Hz)	Type	Freq(Hz)	EIRP(dBm)	Limit(dBm)	Margin(dB)	DG(dB)	Ref(dB)	Psum(dBm)	P1(dBm)	P2(dBm)
3G	7.5G	1M	PK	4.82419G	-48.09	-21.20	-26.89	6.26	0.00	-54.35	-63.76	-54.88
7.5G	25G	1M	PK	19.45688G	-60.29	-21.20	-39.09	6.26	0.00	-66.55	-69.06	-70.12

802.11b_Nss1,(1Mbps)_2TX

2412MHz

CSE [AV]

08/11/2021



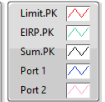
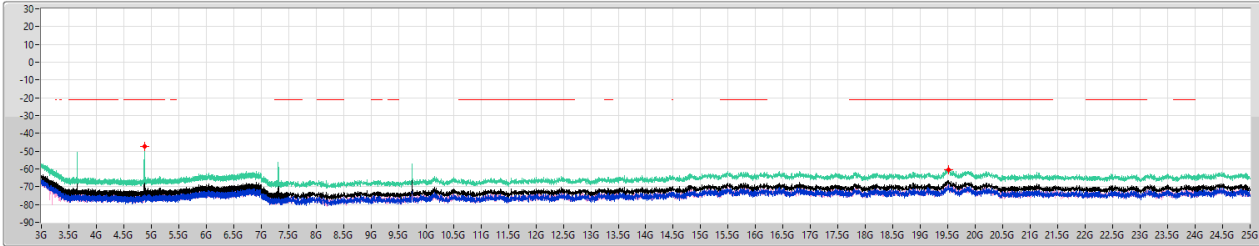
F-Start(Hz)	F-Stop(Hz)	RBW(Hz)	Type	Freq(Hz)	EIRP(dBm)	Limit(dBm)	Margin(dB)	DG(dB)	Ref(dB)	Psum(dBm)	P1(dBm)	P2(dBm)
3G	7.5G	1M	AV	4.82419G	-49.39	-41.20	-8.19	6.26	0.00	-55.65	-65.48	-56.13
7.5G	25G	1M	AV	19.47656G	-69.10	-41.20	-27.90	6.26	0.00	-75.36	-78.73	-78.03

802.11b_Nss1,(1Mbps)_2TX

CSE [PK]

2437MHz

08/11/2021



PX=Port X
Psum=P1+...PX

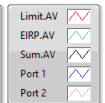
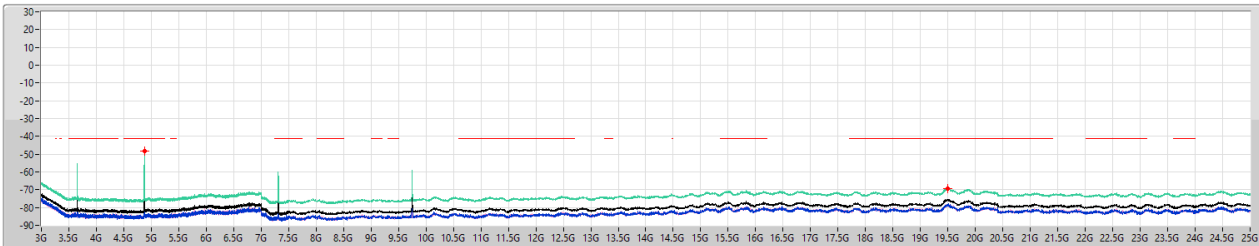
F-Start(Hz)	F-Stop(Hz)	RBW(Hz)	Type	Freq(Hz)	EIRP(dBm)	Limit(dBm)	Margin(dB)	DG(dB)	Ref(dB)	Psum(dBm)	P1(dBm)	P2(dBm)
3G	7.5G	1M	PK	4.87369G	-47.43	-21.20	-26.23	6.26	0.00	-53.69	-54.83	-60.07
7.5G	25G	1M	PK	19.51156G	-60.32	-21.20	-39.12	6.26	0.00	-66.58	-68.83	-70.52

802.11b_Nss1,(1Mbps)_2TX

CSE [AV]

2437MHz

08/11/2021



PX=Port X
Psum=P1+...PX

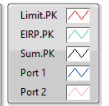
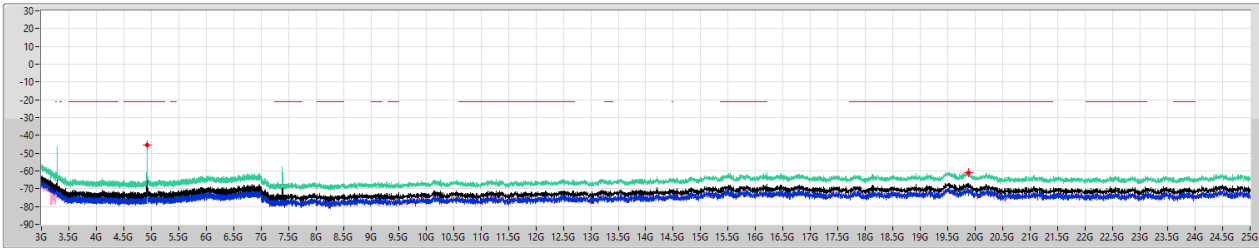
F-Start(Hz)	F-Stop(Hz)	RBW(Hz)	Type	Freq(Hz)	EIRP(dBm)	Limit(dBm)	Margin(dB)	DG(dB)	Ref(dB)	Psum(dBm)	P1(dBm)	P2(dBm)
3G	7.5G	1M	AV	4.87369G	-48.26	-41.20	-7.06	6.26	0.00	-54.52	-55.57	-61.22
7.5G	25G	1M	AV	19.5063G	-69.17	-41.20	-27.97	6.26	0.00	-75.43	-78.10	-78.82

802.11b_Nss1,(1Mbps)_2TX

CSE [PK]

2462MHz

08/11/2021



PX=Port X
Psum=P1+...PX

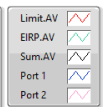
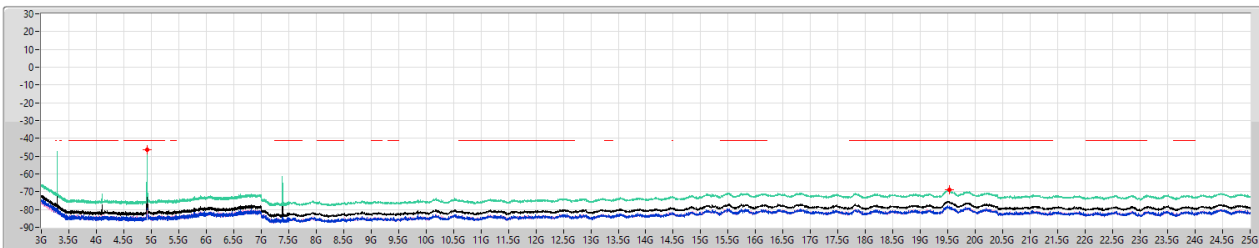
F-Start(Hz)	F-Stop(Hz)	RBW(Hz)	Type	Freq(Hz)	EIRP(dBm)	Limit(dBm)	Margin(dB)	DG(dB)	Ref(dB)	Psum(dBm)	P1(dBm)	P2(dBm)
3G	7.5G	1M	PK	4.92375G	-45.39	-21.20	-24.19	6.26	0.00	-51.65	-52.11	-61.58
7.5G	25G	1M	PK	19.87031G	-60.75	-21.20	-39.55	6.26	0.00	-67.01	-70.42	-69.66

802.11b_Nss1,(1Mbps)_2TX

CSE [AV]

2462MHz

08/11/2021



PX=Port X
Psum=P1+...PX

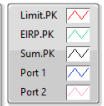
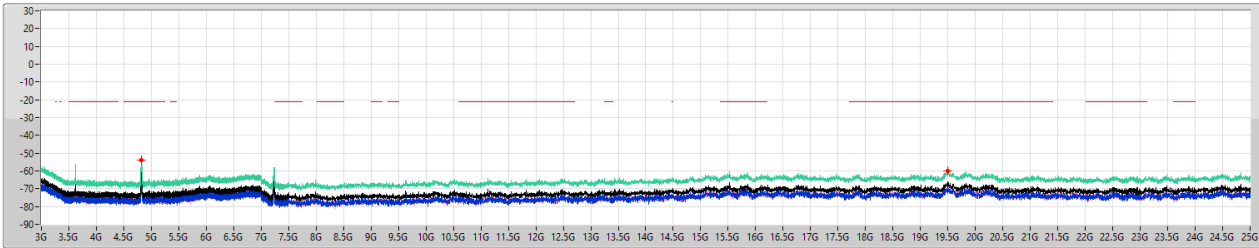
F-Start(Hz)	F-Stop(Hz)	RBW(Hz)	Type	Freq(Hz)	EIRP(dBm)	Limit(dBm)	Margin(dB)	DG(dB)	Ref(dB)	Psum(dBm)	P1(dBm)	P2(dBm)
3G	7.5G	1M	AV	4.92375G	-46.39	-41.20	-5.19	6.26	0.00	-52.65	-53.04	-63.26
7.5G	25G	1M	AV	19.5225G	-69.03	-41.20	-27.83	6.26	0.00	-75.29	-78.62	-78.01

802.11g_Nss1,(6Mbps)_2TX

CSE [PK]

2412MHz

08/11/2021



PX=Port X
Psum=P1+...PX

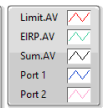
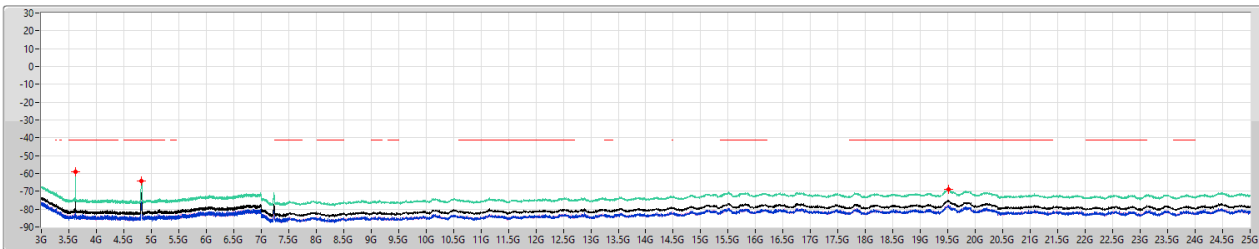
F-Start(Hz)	F-Stop(Hz)	RBW(Hz)	Type	Freq(Hz)	EIRP(dBm)	Limit(dBm)	Margin(dB)	DG(dB)	Ref(dB)	Psum(dBm)	P1(dBm)	P2(dBm)
3G	7.5G	1M	PK	4.82138G	-54.12	-21.20	-32.92	6.26	0.00	-60.38	-69.47	-60.95
7.5G	25G	1M	PK	19.49188G	-59.88	-21.20	-38.68	6.26	0.00	-66.14	-70.15	-68.34

802.11g_Nss1,(6Mbps)_2TX

CSE [AV]

2412MHz

08/11/2021



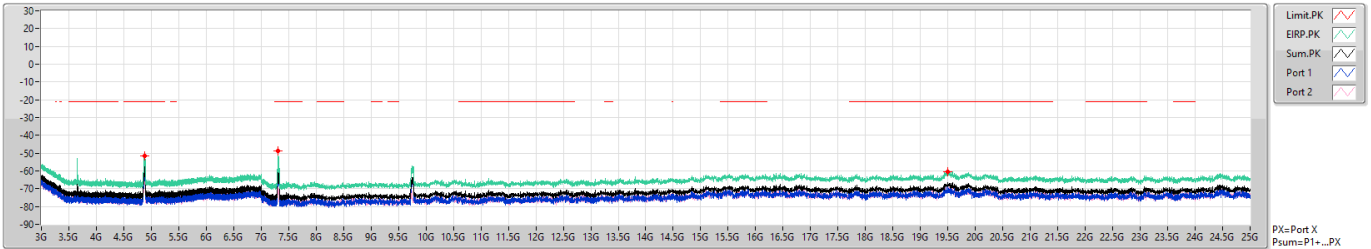
PX=Port X
Psum=P1+...PX

F-Start(Hz)	F-Stop(Hz)	RBW(Hz)	Type	Freq(Hz)	EIRP(dBm)	Limit(dBm)	Margin(dB)	DG(dB)	Ref(dB)	Psum(dBm)	P1(dBm)	P2(dBm)
3G	7.5G	1M	AV	3.61763G	-59.05	-41.20	-17.85	6.26	0.00	-65.31	-82.55	-65.39
3G	7.5G	1M	AV	4.8225G	-64.42	-41.20	-23.22	6.26	0.00	-70.68	-77.58	-71.67
7.5G	25G	1M	AV	19.50938G	-68.91	-41.20	-27.71	6.26	0.00	-75.17	-78.03	-78.33

802.11g_Nss1,(6Mbps)_2TX
2437MHz

CSE [PK]

08/11/2021

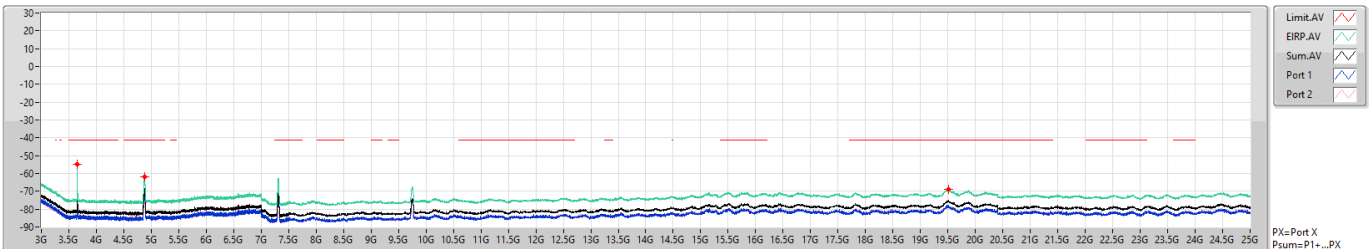


F-Start(Hz)	F-Stop(Hz)	RBW(Hz)	Type	Freq(Hz)	EIRP(dBm)	Limit(dBm)	Margin(dB)	DG(dB)	Ref(dB)	Psum(dBm)	P1(dBm)	P2(dBm)
3G	7.5G	1M	PK	4.881G	-51.46	-21.20	-30.26	6.26	0.00	-57.72	-58.85	-64.13
3G	7.5G	1M	PK	7.31289G	-48.92	-21.20	-27.72	6.26	0.00	-55.18	-55.33	-69.92
7.5G	25G	1M	PK	19.50063G	-60.38	-21.20	-39.18	6.26	0.00	-66.64	-69.77	-69.53

802.11g_Nss1,(6Mbps)_2TX
2437MHz

CSE [AV]

08/11/2021



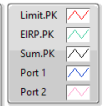
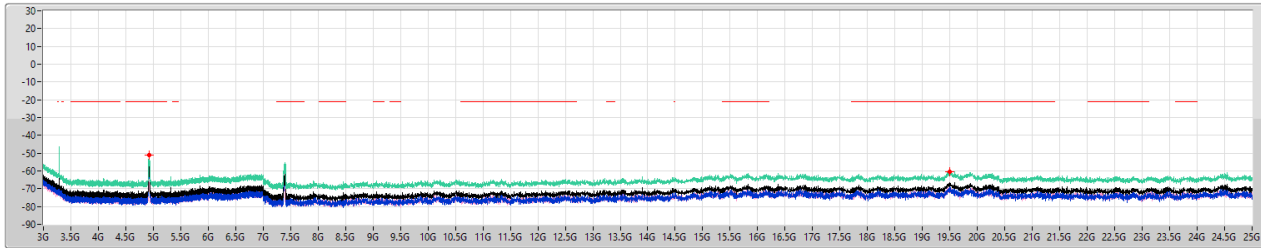
F-Start(Hz)	F-Stop(Hz)	RBW(Hz)	Type	Freq(Hz)	EIRP(dBm)	Limit(dBm)	Margin(dB)	DG(dB)	Ref(dB)	Psum(dBm)	P1(dBm)	P2(dBm)
3G	7.5G	1M	AV	3.65531G	-54.63	-41.20	-13.43	6.26	0.00	-60.89	-74.51	-61.08
3G	7.5G	1M	AV	4.87538G	-62.02	-41.20	-20.82	6.26	0.00	-68.28	-69.83	-73.49
7.5G	25G	1M	AV	19.50938G	-68.90	-41.20	-27.70	6.26	0.00	-75.16	-78.02	-78.33

802.11g_Nss1,(6Mbps)_2TX

CSE [PK]

2462MHz

08/11/2021



PX=Port X
Psum=P1+...PX

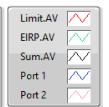
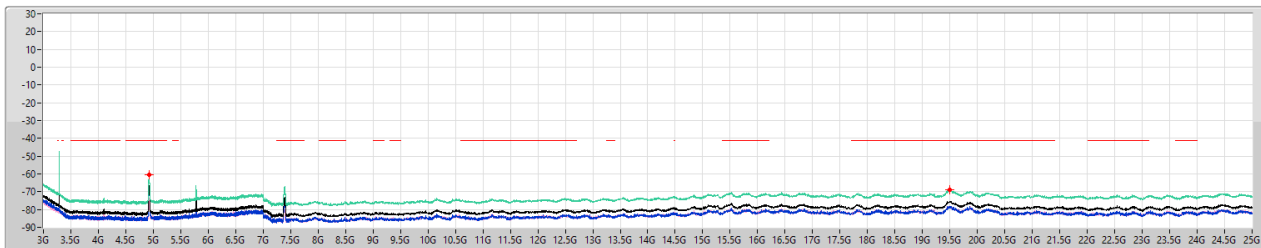
F-Start(Hz)	F-Stop(Hz)	RBW(Hz)	Type	Freq(Hz)	EIRP(dBm)	Limit(dBm)	Margin(dB)	DG(dB)	Ref(dB)	Psum(dBm)	P1(dBm)	P2(dBm)
3G	7.5G	1M	PK	4.92488G	-51.19	-21.20	-29.99	6.26	0.00	-57.45	-58.10	-66.04
7.5G	25G	1M	PK	19.49188G	-60.34	-21.20	-39.14	6.26	0.00	-66.60	-68.86	-70.53

802.11g_Nss1,(6Mbps)_2TX

CSE [AV]

2462MHz

08/11/2021



PX=Port X
Psum=P1+...PX

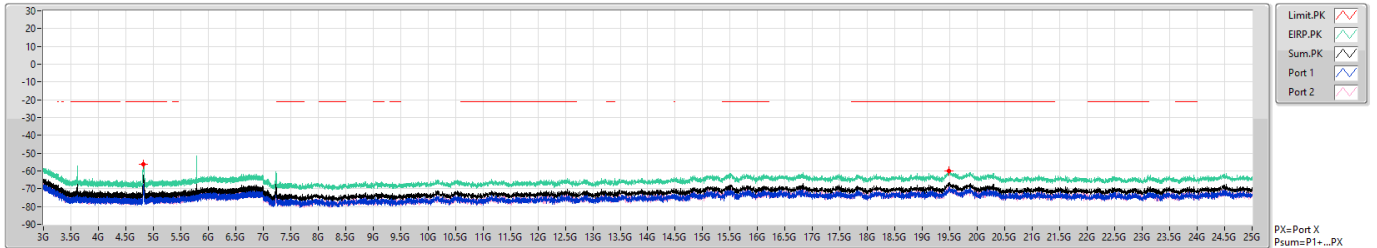
F-Start(Hz)	F-Stop(Hz)	RBW(Hz)	Type	Freq(Hz)	EIRP(dBm)	Limit(dBm)	Margin(dB)	DG(dB)	Ref(dB)	Psum(dBm)	P1(dBm)	P2(dBm)
3G	7.5G	1M	AV	4.92038G	-60.52	-41.20	-19.32	6.26	0.00	-66.78	-67.75	-73.77
7.5G	25G	1M	AV	19.48969G	-69.10	-41.20	-27.90	6.26	0.00	-75.36	-78.35	-78.40

802.11ax HEW20_Nss1,(MCS0)_2TX

CSE [PK]

2412MHz

08/11/2021



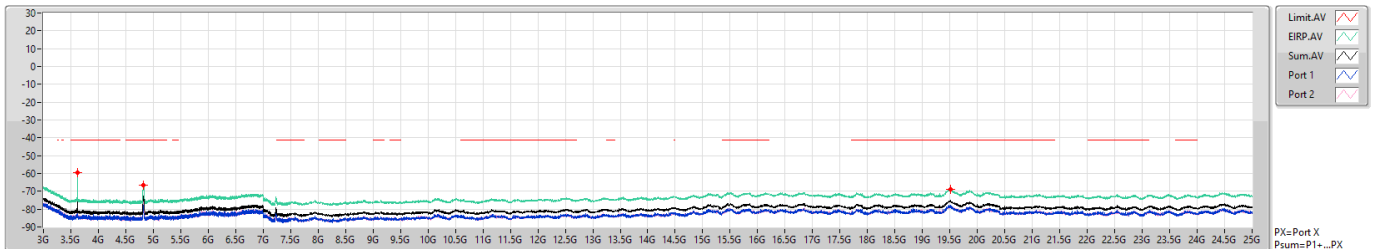
F-Start(Hz)	F-Stop(Hz)	RBW(Hz)	Type	Freq(Hz)	EIRP(dBm)	Limit(dBm)	Margin(dB)	DG(dB)	Ref(dB)	Psum(dBm)	P1(dBm)	P2(dBm)
3G	7.5G	1M	PK	4.81913G	-56.02	-21.20	-34.82	6.26	0.00	-62.28	-69.39	-63.22
7.5G	25G	1M	PK	19.47879G	-60.17	-21.20	-38.97	6.26	0.00	-66.43	-69.90	-69.03

802.11ax HEW20_Nss1,(MCS0)_2TX

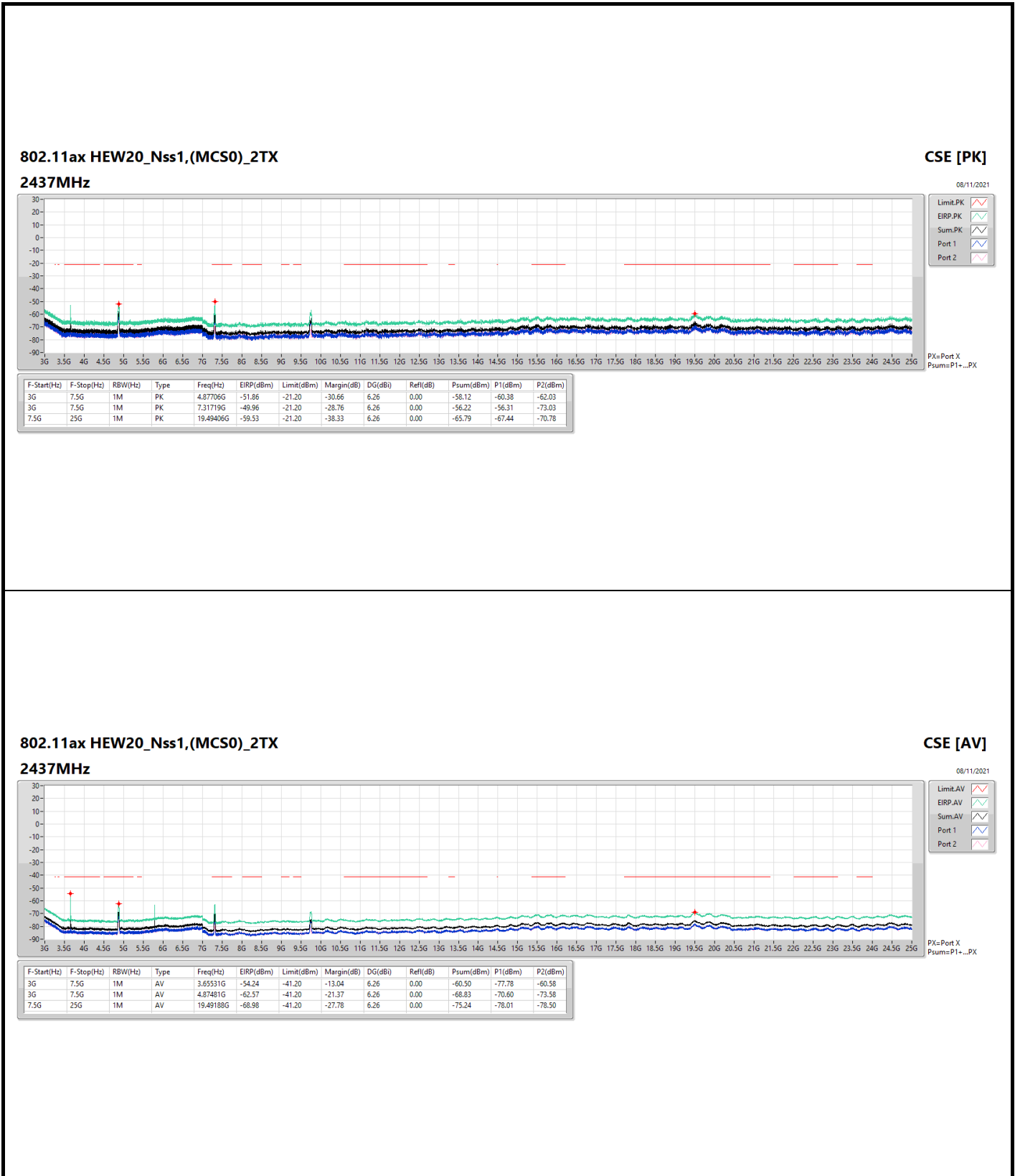
CSE [AV]

2412MHz

08/11/2021



F-Start(Hz)	F-Stop(Hz)	RBW(Hz)	Type	Freq(Hz)	EIRP(dBm)	Limit(dBm)	Margin(dB)	DG(dB)	Ref(dB)	Psum(dBm)	P1(dBm)	P2(dBm)
3G	7.5G	1M	AV	3.61793G	-59.44	-41.20	-18.24	6.26	0.00	-65.70	-80.96	-65.83
3G	7.5G	1M	AV	4.82393G	-66.52	-41.20	-25.32	6.26	0.00	-72.78	-79.06	-73.95
7.5G	25G	1M	AV	19.51379G	-68.85	-41.20	-27.65	6.26	0.00	-75.11	-78.01	-78.24

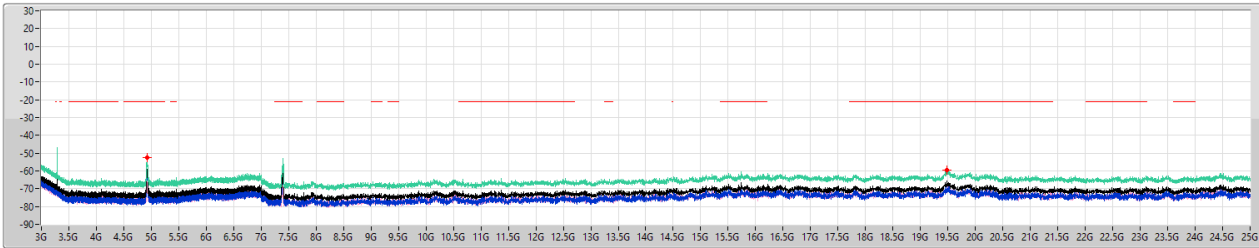


802.11ax HEW20_Nss1,(MCS0)_2TX

CSE [PK]

2462MHz

08/11/2021



Legend for CSE [PK]:

- Limit.PK (Red dashed line)
- EIRP.PK (Green line)
- Sum.PK (Blue line)
- Port 1 (Purple line)
- Port 2 (Magenta line)

PX=Port X
Psum=P1+...PX

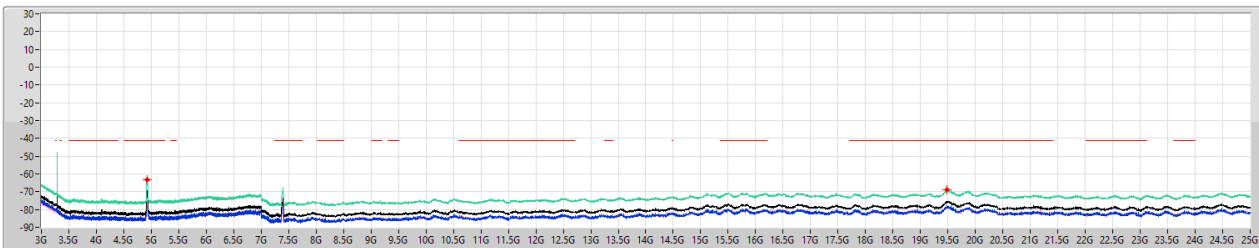
F-Start(Hz)	F-Stop(Hz)	RBW(Hz)	Type	Freq(Hz)	EIRP(dBm)	Limit(dBm)	Margin(dB)	DG(dB)	Ref(dB)	Psum(dBm)	P1(dBm)	P2(dBm)
3G	7.5G	1M	PK	4.92488G	-52.66	-21.20	-31.46	6.26	0.00	-58.92	-59.60	-67.31
7.5G	25G	1M	PK	19.47879G	-59.53	-21.20	-38.33	6.26	0.00	-65.79	-67.54	-70.57

802.11ax HEW20_Nss1,(MCS0)_2TX

CSE [AV]

2462MHz

08/11/2021

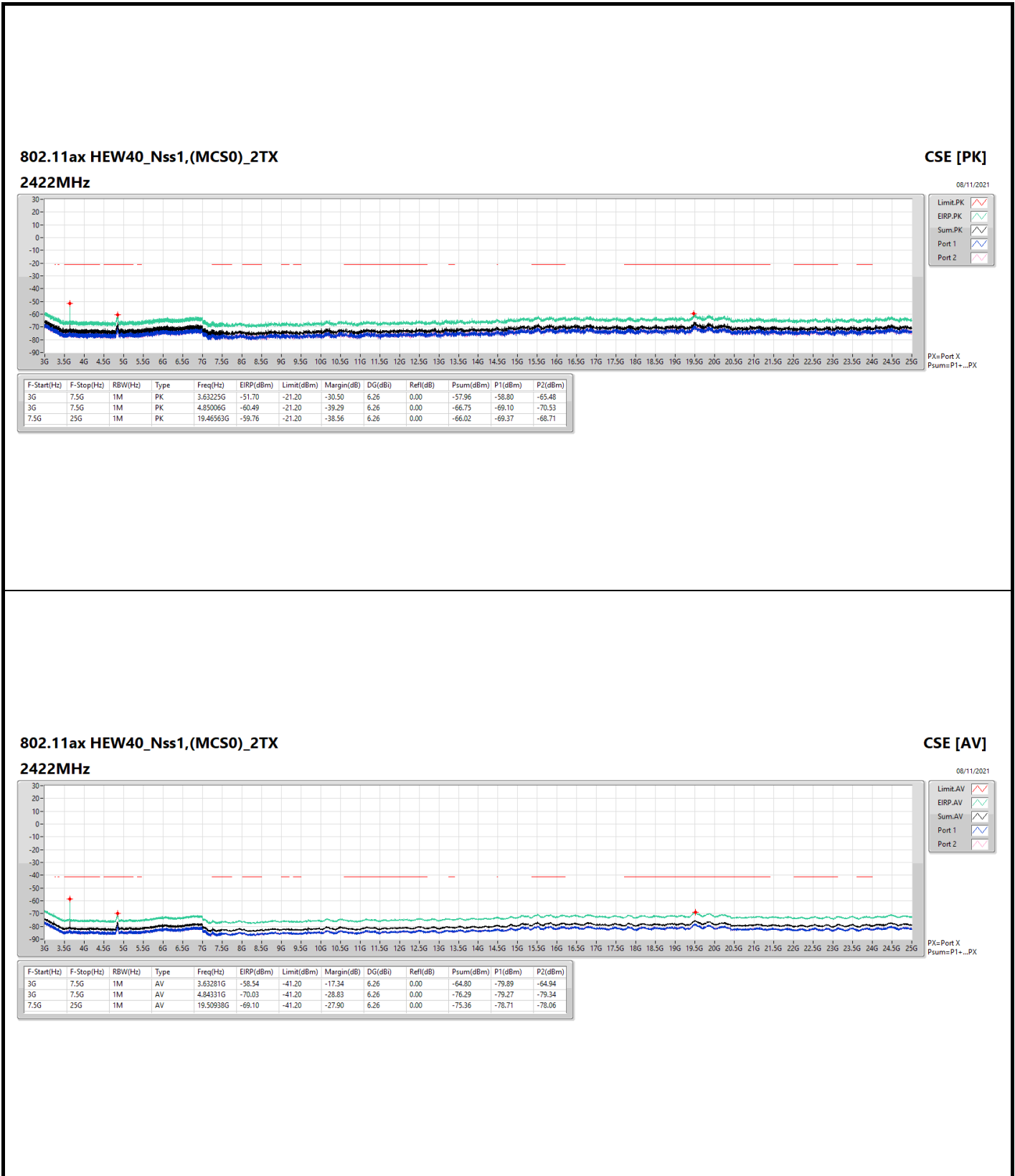


Legend for CSE [AV]:

- Limit.AV (Red dashed line)
- EIRP.AV (Green line)
- Sum.AV (Blue line)
- Port 1 (Purple line)
- Port 2 (Magenta line)

PX=Port X
Psum=P1+...PX

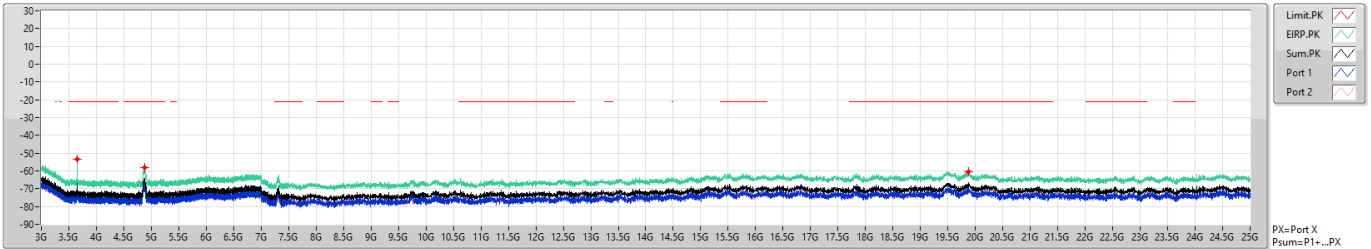
F-Start(Hz)	F-Stop(Hz)	RBW(Hz)	Type	Freq(Hz)	EIRP(dBm)	Limit(dBm)	Margin(dB)	DG(dB)	Ref(dB)	Psum(dBm)	P1(dBm)	P2(dBm)
3G	7.5G	1M	AV	4.92488G	-63.21	-41.20	-22.01	6.26	0.00	-69.47	-70.75	-75.41
7.5G	25G	1M	AV	19.48313G	-69.05	-41.20	-27.85	6.26	0.00	-75.31	-77.93	-78.76



802.11ax HEW40_Nss1,(MCS0)_2TX
2437MHz

CSE [PK]

08/11/2021

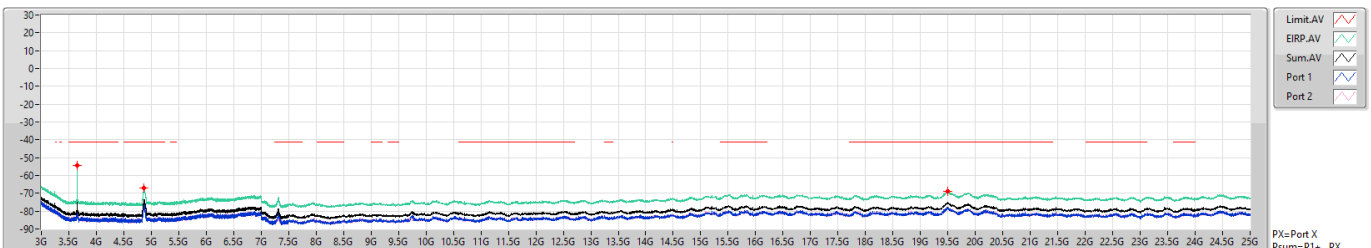


F-Start(Hz)	F-Stop(Hz)	RBW(Hz)	Type	Freq(Hz)	EIRP(dBm)	Limit(dBm)	Margin(dB)	DG(dB)	Ref(dB)	Psum(dBm)	P1(dBm)	P2(dBm)
3G	7.5G	1M	PK	3.65531G	-53.34	-21.20	-32.14	6.26	0.00	-59.60	-72.13	-59.85
3G	7.5G	1M	PK	4.87594G	-58.17	-21.20	-36.97	6.26	0.00	-64.43	-67.49	-67.40
7.5G	25G	1M	PK	19.86813G	-60.34	-21.20	-39.14	6.26	0.00	-66.60	-68.88	-70.49

802.11ax HEW40_Nss1,(MCS0)_2TX
2437MHz

CSE [AV]

08/11/2021



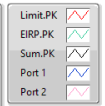
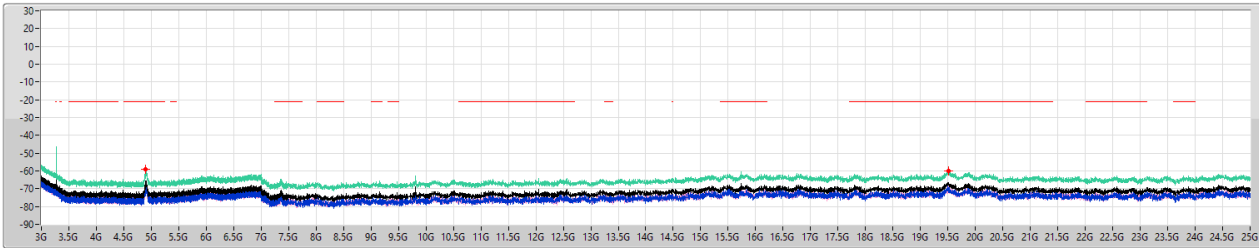
F-Start(Hz)	F-Stop(Hz)	RBW(Hz)	Type	Freq(Hz)	EIRP(dBm)	Limit(dBm)	Margin(dB)	DG(dB)	Ref(dB)	Psum(dBm)	P1(dBm)	P2(dBm)
3G	7.5G	1M	AV	3.65531G	-54.16	-41.20	-12.96	6.26	0.00	-60.42	-69.92	-60.94
3G	7.5G	1M	AV	4.872G	-67.19	-41.20	-25.99	6.26	0.00	-73.45	-77.06	-75.94
7.5G	25G	1M	AV	19.49844G	-68.95	-41.20	-27.75	6.26	0.00	-75.21	-77.90	-78.57

802.11ax HEW40_Nss1,(MCS0)_2TX

CSE [PK]

2452MHz

08/11/2021



PX=Port X
Psum=P1+...PX

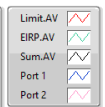
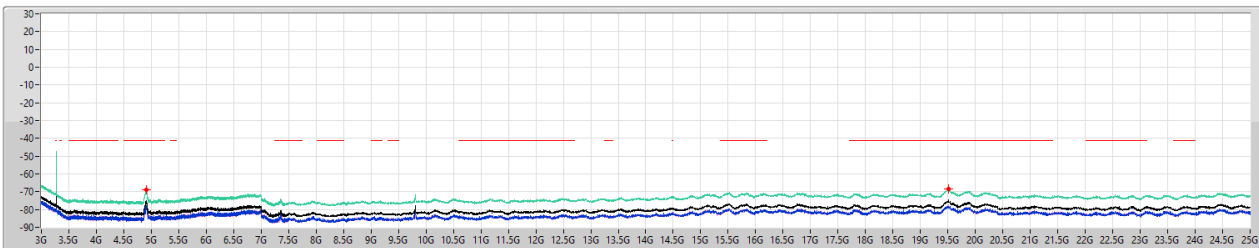
F-Start(Hz)	F-Stop(Hz)	RBW(Hz)	Type	Freq(Hz)	EIRP(dBm)	Limit(dBm)	Margin(dB)	DG(dB)	Ref(dB)	Psum(dBm)	P1(dBm)	P2(dBm)
3G	7.5G	1M	PK	4.899G	-59.15	-21.20	-37.95	6.26	0.00	-65.41	-67.96	-68.93
7.5G	25G	1M	PK	19.51813G	-60.16	-21.20	-38.96	6.26	0.00	-66.42	-70.55	-68.54

802.11ax HEW40_Nss1,(MCS0)_2TX

CSE [AV]

2452MHz

08/11/2021



PX=Port X
Psum=P1+...PX

F-Start(Hz)	F-Stop(Hz)	RBW(Hz)	Type	Freq(Hz)	EIRP(dBm)	Limit(dBm)	Margin(dB)	DG(dB)	Ref(dB)	Psum(dBm)	P1(dBm)	P2(dBm)
3G	7.5G	1M	AV	4.9035G	-68.87	-41.20	-27.67	6.26	0.00	-75.13	-77.89	-78.40
7.5G	25G	1M	AV	19.50719G	-68.45	-41.20	-27.25	6.26	0.00	-74.71	-78.18	-77.31

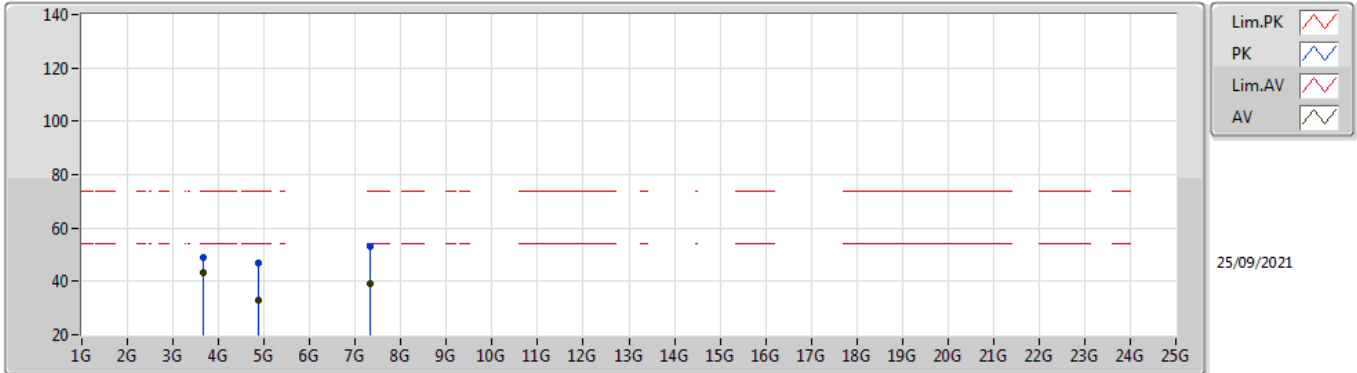


Summary

Mode	Result	Type	Freq (Hz)	Level (dBuV/m)	Limit (dBuV/m)	Margin (dB)	Dist (m)	Condition	Azimuth (°)	Height (m)	Comments
2.4-2.4835GHz	-	-	-	-	-	-	-	-	-	-	-
802.11ax HEW20_Nss1,(MCS0)_2TX	Pass	AV	3.65545G	45.93	54.00	-8.07	3	Horizontal	196	1.00	-

802.11ax HEW20_Nss1,(MCS0)_2TX

2437MHz_TX

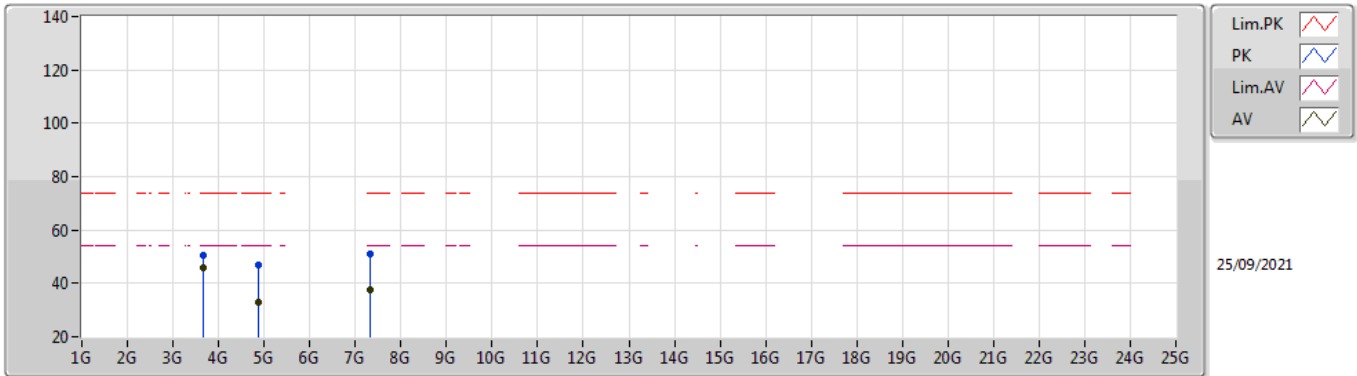


EUT_X_2TX
Setting 17
03-C-E-2

Type	Freq (Hz)	Level (dBuV/m)	Limit (dBuV/m)	Margin (dB)	Raw (dBuV)	Dist (m)	Condition	Azimuth (°)	Height (m)	Comment	AF (dB)	CL (dB)	PA (dB)
PK	3.65548G	48.84	74.00	-25.16	47.13	3	Vertical	182	1.08	-	31.84	5.46	35.59
AV	3.65546G	43.36	54.00	-10.64	41.65	3	Vertical	182	1.08	-	31.84	5.46	35.59
PK	4.87712G	46.73	74.00	-27.27	42.11	3	Vertical	17	2.05	-	33.51	6.50	35.39
AV	4.874G	33.04	54.00	-20.96	28.44	3	Vertical	17	2.05	-	33.50	6.50	35.40
PK	7.3152G	53.29	74.00	-20.71	43.80	3	Vertical	347	1.18	-	37.00	8.06	35.57
AV	7.31514G	38.89	54.00	-15.11	29.40	3	Vertical	347	1.18	-	37.00	8.06	35.57

802.11ax HEW20_Nss1,(MCS0)_2TX

2437MHz_TX



EUT_X_2TX
Setting 17
03-C-E-2

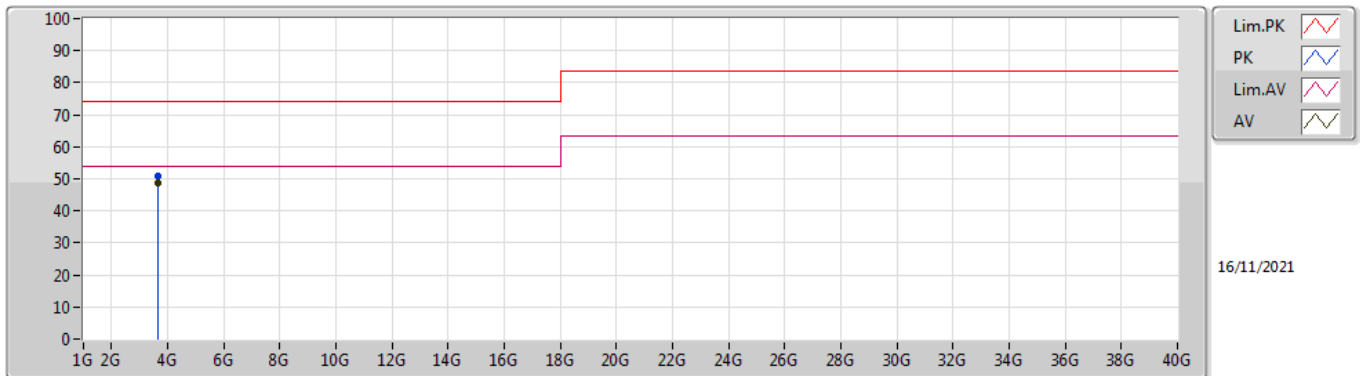
Type	Freq (Hz)	Level (dBuV/m)	Limit (dBuV/m)	Margin (dB)	Raw (dBuV)	Dist (m)	Condition	Azimuth (°)	Height (m)	Comment	AF (dB)	CL (dB)	PA (dB)
PK	3.65541G	50.55	74.00	-23.45	48.84	3	Horizontal	196	1.00	-	31.84	5.46	35.59
AV	3.65545G	45.93	54.00	-8.07	44.22	3	Horizontal	196	1.00	-	31.84	5.46	35.59
PK	4.87364G	46.71	74.00	-27.29	42.12	3	Horizontal	40	1.23	-	33.49	6.50	35.40
AV	4.87394G	33.06	54.00	-20.94	28.46	3	Horizontal	40	1.23	-	33.50	6.50	35.40
PK	7.32192G	51.02	74.00	-22.98	41.53	3	Horizontal	22	1.80	-	37.00	8.06	35.57
AV	7.32492G	37.50	54.00	-16.50	28.01	3	Horizontal	22	1.80	-	37.00	8.06	35.57



Summary

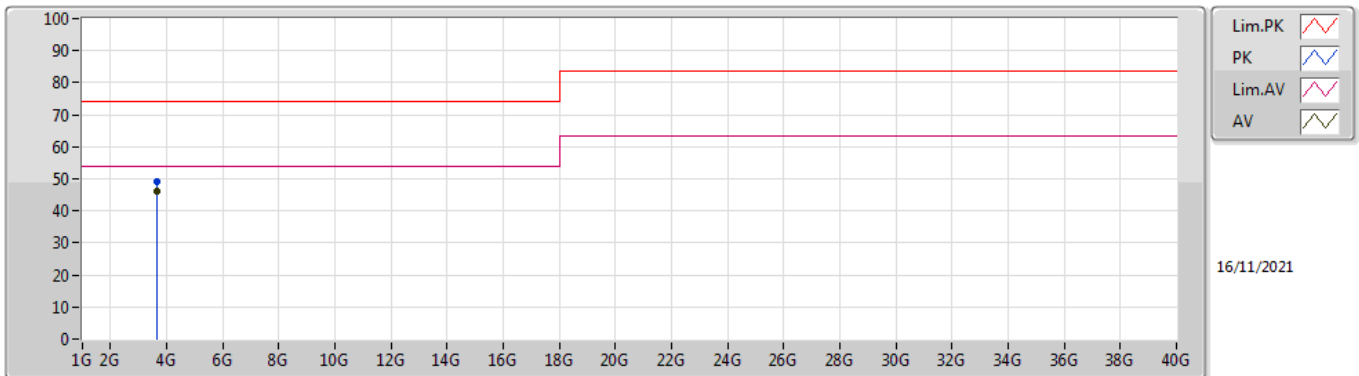
Mode	Result	Type	Freq (Hz)	Level (dBuV/m)	Limit (dBuV/m)	Margin (dB)	Condition
Mode 1	Pass	AV	3.6554G	48.51	54.00	-5.49	Vertical

Mode 1



Type	Freq (Hz)	Level (dBuV/m)	Limit (dBuV/m)	Margin (dB)	Factor (dB/m)	Dist (m)	Condition	Azimuth (°)	Height (m)	Comment	Raw (dBuV/m)	AF (dB/m)	CL (dB)	PA (dB)
PK	3.65539G	50.83	74.00	-23.17	-1.52	3	Vertical	158	1.84	-	52.35	29.01	5.93	36.46
AV	3.6554G	48.51	54.00	-5.49	-1.52	3	Vertical	158	1.84	"Worst"	50.03	29.01	5.93	36.46

Mode 1



Type	Freq (Hz)	Level (dBuV/m)	Limit (dBuV/m)	Margin (dB)	Factor (dB/m)	Dist (m)	Condition	Azimuth (°)	Height (m)	Comment	Raw (dBuV/m)	AF (dB/m)	CL (dB)	PA (dB)
PK	3.65545G	49.27	74.00	-24.73	-1.52	3	Horizontal	171	1.08	-	50.79	29.01	5.93	36.46
AV	3.65532G	46.33	54.00	-7.67	-1.52	3	Horizontal	171	1.08	"Worst"	47.85	29.01	5.93	36.46