



RADIO TEST REPORT

FCC ID : PD5-CBW150AX
Equipment : Cisco Business 150AX Access Point
Brand Name : CISCO
Model Name : CBW150AX
Applicant : Delta Electronics, Inc.
31-1, Shien Pan Rd., Kuei San Industrial Zone,
Taoyuan City 333, Taiwan
Manufacturer : Delta Electronics, Inc.
31-1, Shien Pan Rd., Kuei San Industrial Zone,
Taoyuan City 333, Taiwan
Standard : 47 CFR FCC Part 15.407

The product was received on Aug. 24, 2021, and testing was started from Aug. 27, 2021 and completed on Nov. 25, 2021. We, Sporton International Inc. Hsinchu Laboratory, would like to declare that the tested sample has been evaluated in accordance with the procedures given in ANSI C63.10-2013 and shown compliance with the applicable technical standards.

The test results in this report apply exclusively to the tested model / sample. Without written approval of Sporton International Inc. Hsinchu Laboratory, the test report shall not be reproduced except in full.



Approved by: Sam Chen

Sporton International Inc. Hsinchu Laboratory
No.8, Ln. 724, Bo'ai St., Zhubei City, Hsinchu County 302010, Taiwan (R.O.C.)



Table of Contents

History of this test report.....3

Summary of Test Result.....4

1 General Description5

1.1 Information.....5

1.2 Applicable Standards11

1.3 Testing Location Information.....11

1.4 Measurement Uncertainty12

2 Test Configuration of EUT13

2.1 Test Channel Mode13

2.2 The Worst Case Measurement Configuration.....17

2.3 EUT Operation during Test18

2.4 Accessories18

2.5 Support Equipment.....19

2.6 Test Setup Diagram20

3 Transmitter Test Result23

3.1 AC Power-line Conducted Emissions23

3.2 Emission Bandwidth.....25

3.3 Maximum Output Power.....26

3.4 Power Spectral Density30

3.5 Unwanted Emissions.....34

4 Test Equipment and Calibration Data40

Appendix A. Test Results of AC Power-line Conducted Emissions

Appendix B. Test Results of Emission Bandwidth

Appendix C. Test Results of Maximum Output Power

Appendix D. Test Results of Power Spectral Density

Appendix E. Test Results of Unwanted Emissions

Appendix F. Test Results of Radiated Emission Co-location

Appendix G. Test Photos

Photographs of EUT v01



Summary of Test Result

Report Clause	Ref Std. Clause	Test Items	Result (PASS/FAIL)	Remark
1.1.2	15.203	Antenna Requirement	PASS	-
3.1	15.207	AC Power-line Conducted Emissions	PASS	-
3.2	15.407(a)	Emission Bandwidth	PASS	-
3.3	15.407(a)	Maximum Output Power	PASS	-
3.4	15.407(a)	Power Spectral Density	PASS	-
3.5	15.407(b)	Unwanted Emissions	PASS	-

Declaration of Conformity:

The test results with all measurement uncertainty excluded are presented in accordance with the regulation limits or requirements declared by manufacturers.

Comments and Explanations:

1. The test configuration, test mode and test software were written in this test report are declared by the manufacturer.
2. The declared of product specification for EUT presented in the report are provided by the manufacturer, and the manufacturer takes all the responsibilities for the accuracy of product specification.

Reviewed by: Sam Chen

Report Producer: Viola Huang



1 General Description

1.1 Information

1.1.1 RF General Information

Frequency Range (MHz)	IEEE Std. 802.11	Ch. Frequency (MHz)	Channel Number
5150-5250	a, n (HT20), ac (VHT20), ax (HEW20)	5180-5240	36-48 [4]
5250-5350		5260-5320	52-64 [4]
5470-5725		5500-5720	100-142 [12]
5725-5850		5745-5825	149-165 [5]
5150-5250	n (HT40), ac (VHT40), ax (HEW40)	5190-5230	38-46 [2]
5250-5350		5270-5310	54-62 [2]
5470-5725		5510-5710	102-142 [6]
5725-5850		5755-5795	151-159 [2]
5150-5250	ac (VHT80), ax (HEW80)	5210	42 [1]
5250-5350		5290	58 [1]
5470-5725		5530-5690	106-138 [3]
5725-5850		5775	155 [1]

Band	Mode	BWch (MHz)	Nant
5.15-5.25GHz	802.11a	20	2TX
5.15-5.25GHz	802.11n HT20	20	2TX
5.15-5.25GHz	802.11n HT20-BF	20	2TX
5.15-5.25GHz	802.11ac VHT20	20	2TX
5.15-5.25GHz	802.11ac VHT20-BF	20	2TX
5.15-5.25GHz	802.11ax HEW20	20	2TX
5.15-5.25GHz	802.11ax HEW20-BF	20	2TX
5.15-5.25GHz	802.11n HT40	40	2TX
5.15-5.25GHz	802.11n HT40-BF	40	2TX
5.15-5.25GHz	802.11ac VHT40	40	2TX
5.15-5.25GHz	802.11ac VHT40-BF	40	2TX
5.15-5.25GHz	802.11ax HEW40	40	2TX
5.15-5.25GHz	802.11ax HEW40-BF	40	2TX
5.15-5.25GHz	802.11ac VHT80	80	2TX
5.15-5.25GHz	802.11ac VHT80-BF	80	2TX
5.15-5.25GHz	802.11ax HEW80	80	2TX
5.15-5.25GHz	802.11ax HEW80-BF	80	2TX
5.25-5.35GHz	802.11a	20	2TX



Band	Mode	BWch (MHz)	Nant
5.25-5.35GHz	802.11n HT20	20	2TX
5.25-5.35GHz	802.11n HT20-BF	20	2TX
5.25-5.35GHz	802.11ac VHT20	20	2TX
5.25-5.35GHz	802.11ac VHT20-BF	20	2TX
5.25-5.35GHz	802.11ax HEW20	20	2TX
5.25-5.35GHz	802.11ax HEW20-BF	20	2TX
5.25-5.35GHz	802.11n HT40	40	2TX
5.25-5.35GHz	802.11n HT40-BF	40	2TX
5.25-5.35GHz	802.11ac VHT40	40	2TX
5.25-5.35GHz	802.11ac VHT40-BF	40	2TX
5.25-5.35GHz	802.11ax HEW40	40	2TX
5.25-5.35GHz	802.11ax HEW40-BF	40	2TX
5.25-5.35GHz	802.11ac VHT80	80	2TX
5.25-5.35GHz	802.11ac VHT80-BF	80	2TX
5.25-5.35GHz	802.11ax HEW80	80	2TX
5.25-5.35GHz	802.11ax HEW80-BF	80	2TX
5.47-5.725GHz	802.11a	20	2TX
5.47-5.725GHz	802.11n HT20	20	2TX
5.47-5.725GHz	802.11n HT20-BF	20	2TX
5.47-5.725GHz	802.11ac VHT20	20	2TX
5.47-5.725GHz	802.11ac VHT20-BF	20	2TX
5.47-5.725GHz	802.11ax HEW20	20	2TX
5.47-5.725GHz	802.11ax HEW20-BF	20	2TX
5.47-5.725GHz	802.11n HT40	40	2TX
5.47-5.725GHz	802.11n HT40-BF	40	2TX
5.47-5.725GHz	802.11ac VHT40	40	2TX
5.47-5.725GHz	802.11ac VHT40-BF	40	2TX
5.47-5.725GHz	802.11ax HEW40	40	2TX
5.47-5.725GHz	802.11ax HEW40-BF	40	2TX
5.47-5.725GHz	802.11ac VHT80	80	2TX
5.47-5.725GHz	802.11ac VHT80-BF	80	2TX
5.47-5.725GHz	802.11ax HEW80	80	2TX
5.47-5.725GHz	802.11ax HEW80-BF	80	2TX
5.725-5.85GHz	802.11a	20	2TX
5.725-5.85GHz	802.11n HT20	20	2TX
5.725-5.85GHz	802.11n HT20-BF	20	2TX
5.725-5.85GHz	802.11ac VHT20	20	2TX
5.725-5.85GHz	802.11ac VHT20-BF	20	2TX
5.725-5.85GHz	802.11ax HEW20	20	2TX
5.725-5.85GHz	802.11ax HEW20-BF	20	2TX



Band	Mode	BWch (MHz)	Nant
5.725-5.85GHz	802.11n HT40	40	2TX
5.725-5.85GHz	802.11n HT40-BF	40	2TX
5.725-5.85GHz	802.11ac VHT40	40	2TX
5.725-5.85GHz	802.11ac VHT40-BF	40	2TX
5.725-5.85GHz	802.11ax HEW40	40	2TX
5.725-5.85GHz	802.11ax HEW40-BF	40	2TX
5.725-5.85GHz	802.11ac VHT80	80	2TX
5.725-5.85GHz	802.11ac VHT80-BF	80	2TX
5.725-5.85GHz	802.11ax HEW80	80	2TX
5.725-5.85GHz	802.11ax HEW80-BF	80	2TX

Note:

- ♦ 11a, HT20 and HT40 use a combination of OFDM-BPSK, QPSK, 16QAM, 64QAM modulation.
- ♦ VHT20, VHT40, VHT80 use a combination of OFDM-BPSK, QPSK, 16QAM, 64QAM, 256QAM modulation.
- ♦ HEW20, HEW40, HEW80 use a combination of OFDMA-BPSK, QPSK, 16QAM, 64QAM, 256QAM, 1024QAM modulation.
- ♦ BWch is the nominal channel bandwidth.



1.1.2 Antenna Information

Ant.	2.4GHz Port	5GHz Port	Bluetooth Port	Brand Name	Model Name	Antenna Type	Connector	Gain (dBi)
1	1	1	-	Delta	0990262017	Metal PIFA antenna	I-PEX	Note 1
2	2	2	-	Delta	0990262117	Metal PIFA antenna	I-PEX	
3	-	-	3	Delta	0990262217	Metal PIFA antenna	I-PEX	

Note 1:

Ant.	Gain (dBi)					
	2.4GHz	UNII 1	UNII 2A	UNII 2C	UNII 3	Bluetooth
1	3.9	4.9	4.9	4.2	5.1	-
2	3.1	4.6	4.6	5.4	5.4	-
3	-	-	-	-	-	4

Note 2: The EUT has three antennas.

Note 3: Directional gain information.

-	Maximum Output Power	Power Spectral Density
Non-BF	Directional gain = Max.gain + array gain. For power measurements on IEEE 802.11 devices Array Gain = 0 dB (i.e., no array gain) for N ANT ≤ 4	$DirectionalGain = 10 \cdot \log \left[\frac{\sum_{j=1}^{N_{SS}} \left\{ \sum_{k=1}^{N_{ANT}} g_{j,k} \right\}^2}{N_{ANT}} \right]$
BF	$DirectionalGain = 10 \cdot \log \left[\frac{\sum_{j=1}^{N_{SS}} \left\{ \sum_{k=1}^{N_{ANT}} g_{j,k} \right\}^2}{N_{ANT}} \right]$	$DirectionalGain = 10 \cdot \log \left[\frac{\sum_{j=1}^{N_{SS}} \left\{ \sum_{k=1}^{N_{ANT}} g_{j,k} \right\}^2}{N_{ANT}} \right]$



Ex.

Directional Gain (NSS1) formula :

$$DirectionalGain = 10 \cdot \log \left[\frac{\sum_{j=1}^{N_{SS}} \left\{ \sum_{k=1}^{N_{ANT}} g_{j,k} \right\}^2}{N_{ANT}} \right]$$

$$NSS1(g1,1) = 10^{G1/20}; NSS1(g1,2) = 10^{G2/20}; NSS1(g1,3) = 10^{G3/20}; NSS1(g1,4) = 10^{G4/20}$$

$$g_{j,k} = (NSS1(g1,1) + NSS1(g1,2) + NSS1(g1,3) + NSS1(g1,4))^2$$

$$DG = 10 \log[(NSS1(g1,1) + NSS1(g1,2) + NSS1(g1,3) + NSS1(g1,4))^2 / N_{ANT}] \Rightarrow 10 \log[(10^{G1/20} + 10^{G2/20} + 10^{G3/20} + 10^{G4/20})^2 / N_{ANT}]$$

Where ;G1 = Ant 1 Gain ; G2 = Ant 2 Gain

2.4GHz DG = 6.52 dBi

5 GHz Band1 DG = 7.76 dBi

5 GHz Band2 DG = 7.76 dBi

5 GHz Band3 DG = 7.83 dBi

5 GHz Band4 DG = 8.26 dBi

For 2.4GHz function:

For IEEE 802.11 b/g/n/VHT/ax mode (2TX/2RX)

Port 1 and Port 2 can be used as transmitting/receiving antenna.

Port 1 and Port 2 could transmit/receive simultaneously.

For 5GHz function:

For IEEE 802.11a/n/ac/ax mode (2TX/2RX)

Port 1 and Port 2 can be used as transmitting/receiving antenna.

Port 1 and Port 2 could transmit/receive simultaneously.

For bluetooth function:

For bluetooth (1TX/1RX)

Only Port 1 can be used as transmitting/receiving antenna.



1.1.3 Mode Test Duty Cycle

Mode	DC	DCF(dB)	T(s)	VBW(Hz) ≥ 1/T
802.11a	0.99	0.04	n/a (DC>=0.98)	n/a (DC>=0.98)
802.11ax HEW20	0.984	0.07	n/a (DC>=0.98)	n/a (DC>=0.98)
802.11ax HEW40	0.971	0.13	885.313u	3k
802.11ax HEW80	0.926	0.33	401.25u	3k

Note:

- ◆ DC is Duty Cycle.
- ◆ DCF is Duty Cycle Factor.

1.1.4 EUT Operational Condition

EUT Power Type	From PoE			
Beamforming Function	<input checked="" type="checkbox"/>	With beamforming	<input type="checkbox"/>	Without beamforming
	The product has beamforming function for 11n/VHT/ax in 2.4GHz and 11n/ac/ax in 5GHz.			
Weather Band	<input checked="" type="checkbox"/>	With 5600~5650MHz	<input type="checkbox"/>	Without 5600~5650MHz
Function	<input type="checkbox"/>	Outdoor P2M	<input checked="" type="checkbox"/>	Indoor P2M
	<input type="checkbox"/>	Fixed P2P	<input type="checkbox"/>	Client
TPC Function	<input checked="" type="checkbox"/>	With TPC	<input type="checkbox"/>	Without TPC
Test Software Version	PUTTY 0.62.0.0			

Note: The above information was declared by manufacturer.



1.2 Applicable Standards

According to the specifications of the manufacturer, the EUT must comply with the requirements of the following standards:

- ◆ 47 CFR FCC Part 15
- ◆ ANSI C63.10-2013
- ◆ FCC KDB 789033 D02 v02r01

The following reference test guidance is not within the scope of accreditation of TAF.

- ◆ FCC KDB 662911 D01 v02r01
- ◆ FCC KDB 412172 D01 v01r01
- ◆ FCC KDB 414788 D01 v01r01

1.3 Testing Location Information

Testing Location Information	
Test Lab. : Sporton International Inc. Hsinchu Laboratory	
Hsinchu (TAF: 3787)	ADD: No.8, Ln. 724, Bo'ai St., Zhubei City, Hsinchu County 302010, Taiwan (R.O.C.) TEL: 886-3-656-9065 FAX: 886-3-656-9085 Test site Designation No. TW3787 with FCC. Conformity Assessment Body Identifier (CABID) TW3787 with ISED.

Test Condition	Test Site No.	Test Engineer	Test Environment (°C / %)	Test Date
RF Conducted (for other test)	TH03-CB	Lucas Huang	23.2~24.6 / 54~57	Aug. 27, 2021~Nov. 08, 2021
RF Conducted (for unwanted emissions below 1GHz)	TH03-CB	Lucas Huang	22.4~23.7 / 56~57	Nov. 25, 2021
Radiated below 1GHz (for cabinet test)	03CH05-CB	Eason Chen	23.5~24.6 / 55~59	Sep. 25, 2021~Nov. 15, 2021
Radiated above 1GHz (for cabinet test)	03CH03-CB	Eason Chen	23.7~24.8 / 56~59	Sep. 25, 2021~Nov. 15, 2021
Radiated above 1GHz (for co-locatn)	03CH06-CB	Eason Chen	24.4~25.5 / 55~58	Sep. 25, 2021~Nov. 15, 2021
AC Conduction	CO01-CB	Peter Wu	22~23 / 60~62	Nov. 02, 2021



1.4 Measurement Uncertainty

ISO/IEC 17025 requires that an estimate of the measurement uncertainties associated with the emissions test results be included in the report. The measurement uncertainties given below are based on a 95% confidence level (based on a coverage factor (k=2))

Test Items	Uncertainty	Remark
Conducted Emission (150kHz ~ 30MHz)	2.0 dB	Confidence levels of 95%
Radiated Emission (9kHz ~ 30MHz)	4.2 dB	Confidence levels of 95%
Radiated Emission (30MHz ~ 1,000MHz)	5.5 dB	Confidence levels of 95%
Radiated Emission (1GHz ~ 18GHz)	4.7 dB	Confidence levels of 95%
Radiated Emission (18GHz ~ 40GHz)	4.2 dB	Confidence levels of 95%
Conducted Emission	2.5 dB	Confidence levels of 95%
Output Power Measurement	1.3 dB	Confidence levels of 95%
Power Density Measurement	2.5 dB	Confidence levels of 95%
Bandwidth Measurement	0.9%	Confidence levels of 95%



2 Test Configuration of EUT

2.1 Test Channel Mode

For non beamforming mode

Mode	Power Setting
802.11a_Nss1,(6Mbps)_2TX	-
5180MHz	15
5200MHz	16
5240MHz	16
5260MHz	16
5300MHz	16
5320MHz	15
5500MHz	13
5580MHz	16
5700MHz	14
5720MHz Straddle 5.47-5.725GHz	17
5720MHz Straddle 5.725-5.85GHz	17
5745MHz	16
5785MHz	16
5825MHz	16
802.11ax HEW20_Nss1,(MCS0)_2TX	-
5180MHz	14
5200MHz	16
5240MHz	16
5260MHz	16
5300MHz	16
5320MHz	15
5500MHz	13
5580MHz	16
5700MHz	13
5720MHz Straddle 5.47-5.725GHz	17
5720MHz Straddle 5.725-5.85GHz	17
5745MHz	16
5785MHz	16
5825MHz	16
802.11ax HEW40_Nss1,(MCS0)_2TX	-
5190MHz	13
5230MHz	16
5270MHz	16
5310MHz	14



Mode	Power Setting
5510MHz	14
5550MHz	16
5670MHz	15
5710MHz Straddle 5.47-5.725GHz	16
5710MHz Straddle 5.725-5.85GHz	16
5755MHz	16
5795MHz	16
802.11ax HEW80_Nss1,(MCS0)_2TX	-
5210MHz	13
5290MHz	14
5530MHz	13
5610MHz	16
5690MHz Straddle 5.47-5.725GHz	16
5690MHz Straddle 5.725-5.85GHz	16
5775MHz	16



For beamforming mode

Mode	Power Setting
802.11ax HEW20-BF_Nss1,(MCS0)_2TX	-
5180MHz	14
5200MHz	16
5240MHz	16
5260MHz	16
5300MHz	16
5320MHz	15
5500MHz	13
5580MHz	16
5700MHz	13
5720MHz Straddle 5.47-5.725GHz	17
5720MHz Straddle 5.725-5.85GHz	17
5745MHz	16
5785MHz	16
5825MHz	16
802.11ax HEW40-BF_Nss1,(MCS0)_2TX	-
5190MHz	13
5230MHz	16
5270MHz	16
5310MHz	14
5510MHz	14
5550MHz	16
5670MHz	15
5710MHz Straddle 5.47-5.725GHz	16
5710MHz Straddle 5.725-5.85GHz	16
5755MHz	16
5795MHz	16
802.11ax HEW80-BF_Nss1,(MCS0)_2TX	-
5210MHz	13
5290MHz	14
5530MHz	13
5610MHz	16
5690MHz Straddle 5.47-5.725GHz	16
5690MHz Straddle 5.725-5.85GHz	16
5775MHz	16



Note:

- ♦ Evaluated HEW20/HEW40/HEW80 mode only, due to similar modulation. The power setting of HT20/HT40/VHT20/VHT40/VHT80 mode are the same or lower than HEW20/HEW40/HEW80.
- ♦ The EUT supports non-beamforming and beamforming modes, after evaluating, the non-beamforming mode has been selected to execute all tests. The beamforming mode evaluates the output power only.



2.2 The Worst Case Measurement Configuration

The Worst Case Mode for Following Conformance Tests	
Tests Item	AC power-line conducted emissions
Condition	AC power-line conducted measurement for line and neutral Test Voltage: 120Vac / 60Hz
Operating Mode	Normal Link
1	EUT (Normal Link-WLAN & CTX-Bluetooth) + PoE

The Worst Case Mode for Following Conformance Tests	
Tests Item	Emission Bandwidth Maximum Output Power Power Spectral Density Unwanted Emissions
Test Condition	Conducted measurement at transmit chains

The Worst Case Mode for Following Conformance Tests	
Tests Item	Unwanted Emissions
Test Condition	Radiated measurement (Cabinet)
Operating Mode < 1GHz	CTX
	The EUT was performed at X axis, Y axis and Z axis position for Unwanted Emissions above 1GHz test, and the worst case was found at Y axis. So the measurement will follow this same test configuration.
1	EUT in Y axis_2.4GHz
2	EUT in Y axis_5GHz
3	EUT in Y axis_Bluetooth
For operating mode 2 is the worst case and it was record in this test report.	
Operating Mode > 1GHz	CTX
	The EUT was performed at X axis, Y axis and Z axis position, and the worst case was found at Y axis. So the measurement will follow this same test configuration.
1	EUT in Y axis



The Worst Case Mode for Following Conformance Tests	
Tests Item	Simultaneous Transmission Analysis - Radiated Emission Co-location
Test Condition	Radiated measurement
Operating Mode	Normal Link
	The EUT was performed at X axis, Y axis and Z axis position for Unwanted Emissions above 1GHz test, and the worst case was found at Y axis. So the measurement will follow this same test configuration.
1	WLAN 2.4GHz + WLAN 5GHz
Refer to Appendix F for Radiated Emission Co-location.	

The Worst Case Mode for Following Conformance Tests	
Tests Item	Simultaneous Transmission Analysis - Co-location RF Exposure Evaluation
Operating Mode	
1	WLAN 2.4GHz + WLAN 5GHz + Bluetooth
Refer to Sporton Test Report No.: FA182329 for Co-location RF Exposure Evaluation.	

2.3 EUT Operation during Test

For CTX Mode:

The EUT was programmed to be in continuously transmitting mode.

For Normal Link:

During the test, the EUT operation to normal function.

2.4 Accessories

Accessories			
Equipment Name	Brand Name	Model Name	Rating
PoE	RISUNIC	RP024W01-4800320ZG	IN PUT: 100-240V~50/60Hz, 0.6A Max OUT PUT: 48V, 0.32, 15.36W
Others			
Cradle*1			



2.5 Support Equipment

For AC Conduction:

Support Equipment				
No.	Equipment	Brand Name	Model Name	FCC ID
A	LAN NB	DELL	E6430	N/A
B	2.4G NB	DELL	E6430	N/A
C	5G NB	DELL	E6430	N/A

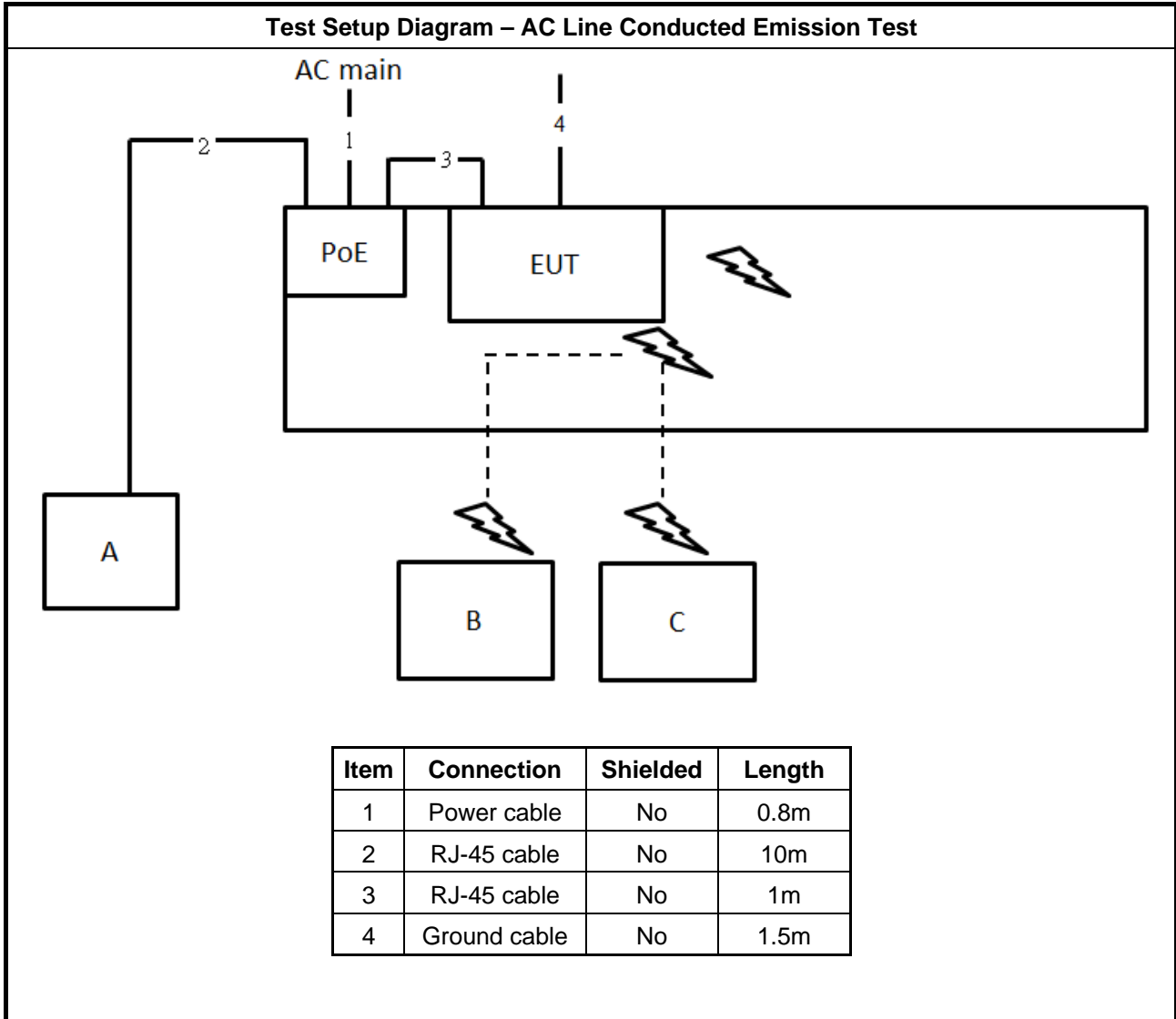
For Radiated:

Support Equipment				
No.	Equipment	Brand Name	Model Name	FCC ID
A	Notebook	DELL	E4300	N/A
B	Fixture	Delta	K-2 E239218	N/A

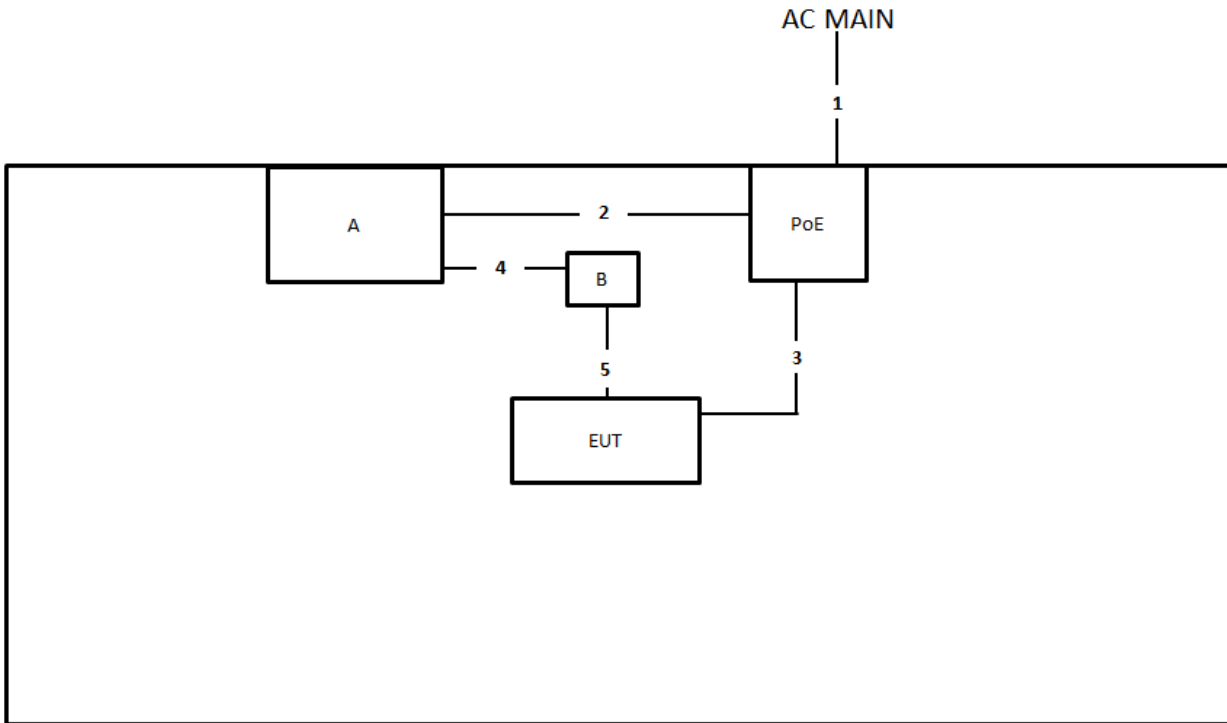
For RF Conducted:

Support Equipment				
No.	Equipment	Brand Name	Model Name	FCC ID
A	Notebook	DELL	E4300	N/A
B	Fixture	Delta	K-2 E239218	N/A

2.6 Test Setup Diagram

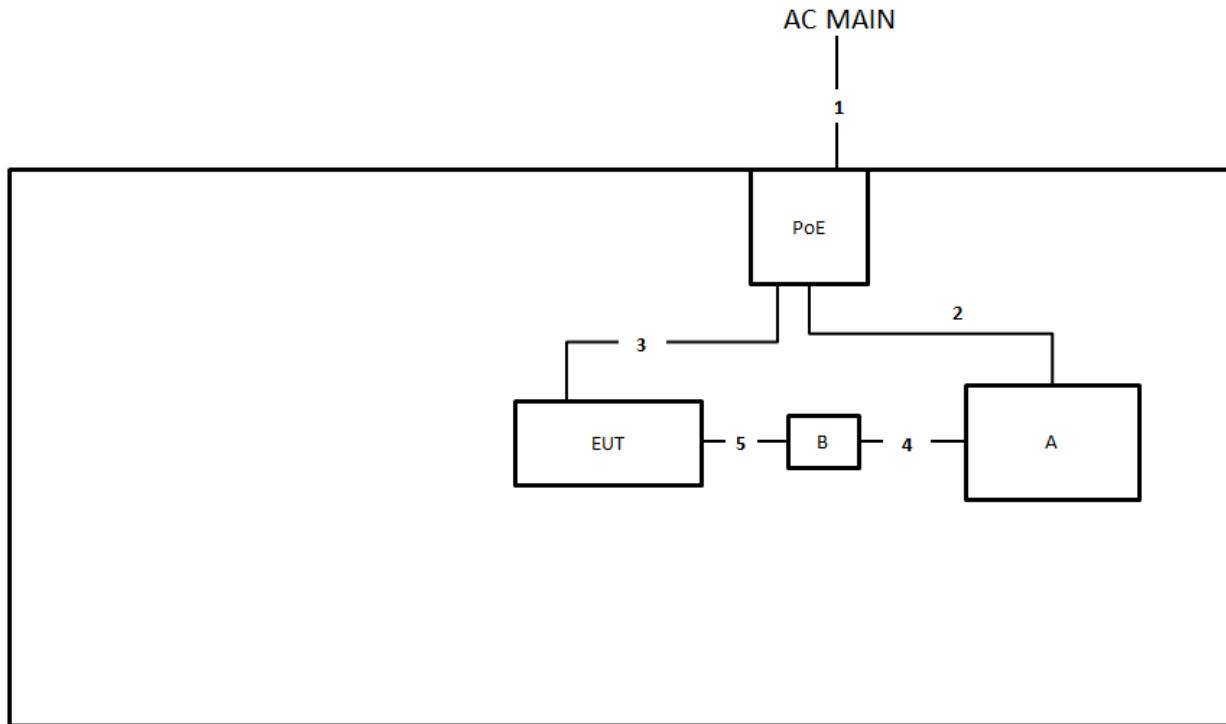


Test Setup Diagram - Radiated Test < 1GHz



Item	Connection	Shielded	Length
1	Power cable	No	0.8m
2	RJ-45 cable	No	1.5m
3	RJ-45 cable	No	1.5m
4	Micro USB cable	Yes	0.5m
5	Console cable	No	0.25m

Test Setup Diagram - Radiated Test > 1GHz



Item	Connection	Shielded	Length
1	Power cable	No	0.8m
2	RJ-45 cable	No	1.5m
3	RJ-45 cable	No	1.5m
4	Micro USB cable	Yes	0.5m
5	Console cable	No	0.25m



3 Transmitter Test Result

3.1 AC Power-line Conducted Emissions

3.1.1 AC Power-line Conducted Emissions Limit

AC Power-line Conducted Emissions Limit		
Frequency Emission (MHz)	Quasi-Peak	Average
0.15-0.5	66 - 56 *	56 - 46 *
0.5-5	56	46
5-30	60	50

Note 1: * Decreases with the logarithm of the frequency.

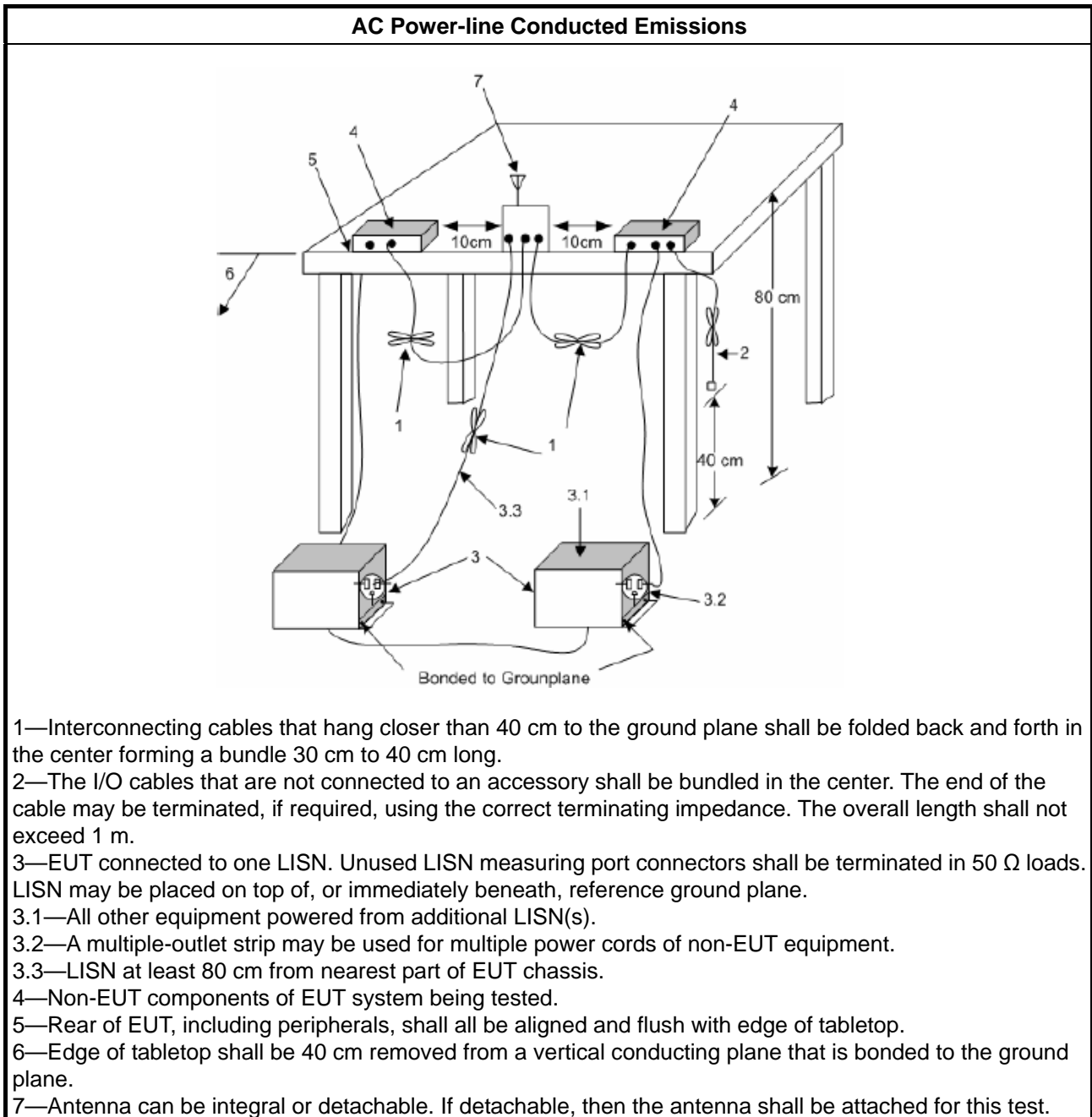
3.1.2 Measuring Instruments

Refer a test equipment and calibration data table in this test report.

3.1.3 Test Procedures

Test Method
<input checked="" type="checkbox"/> Refer as ANSI C63.10-2013, clause 6.2 for AC power-line conducted emissions.

3.1.4 Test Setup



3.1.5 Measurement Results Calculation

The measured Level is calculated using:

- a. Corrected Reading: LISN Factor (LISN) + Attenuator (AT/AUX) + Cable Loss (CL) + Read Level (Raw) = Level
- b. Margin = -Limit + Level

3.1.6 Test Result of AC Power-line Conducted Emissions

Refer as Appendix A

3.2 Emission Bandwidth

3.2.1 Emission Bandwidth Limit

Emission Bandwidth Limit	
UNII Devices	
<input checked="" type="checkbox"/>	For the 5.15-5.25 GHz band, N/A
<input checked="" type="checkbox"/>	For the 5.25-5.35 GHz band, the maximum conducted output power shall not exceed the lesser of 250 mW or 11 dBm + 10 log B, where B is the 26 dB emission bandwidth in MHz.
<input checked="" type="checkbox"/>	For the 5.47-5.725 GHz band, the maximum conducted output power shall not exceed the lesser of 250 mW or 11 dBm + 10 log B, where B is the 26 dB emission bandwidth in MHz.
<input checked="" type="checkbox"/>	For the 5.725-5.85 GHz band, 6 dB emission bandwidth \geq 500kHz.
<input type="checkbox"/>	For the 5.85-5.895 GHz band, 6 dB emission bandwidth \geq 500kHz.
LE-LAN Devices	
<input type="checkbox"/>	For the band 5.15-5.25 GHz, the maximum e.i.r.p. shall not exceed 200 mW or 10 + 10 log B, dBm, whichever power is less. B is the 99% emission bandwidth in MHz.
<input type="checkbox"/>	For the 5.25-5.35 GHz band, the maximum e.i.r.p. shall not exceed 1.0 W or 17 + 10 log B, dBm, whichever power is less. B is the 99% emission bandwidth in MHz
<input type="checkbox"/>	For the 5.47-5.6 GHz band and 5.65-5.725 GHz band, the maximum e.i.r.p. shall not exceed 1.0 W or 17 + 10 log B, dBm, whichever power is less. B is the 99% emission bandwidth in MHz
<input type="checkbox"/>	For the 5.725-5.85 GHz band, 6 dB emission bandwidth \geq 500kHz.

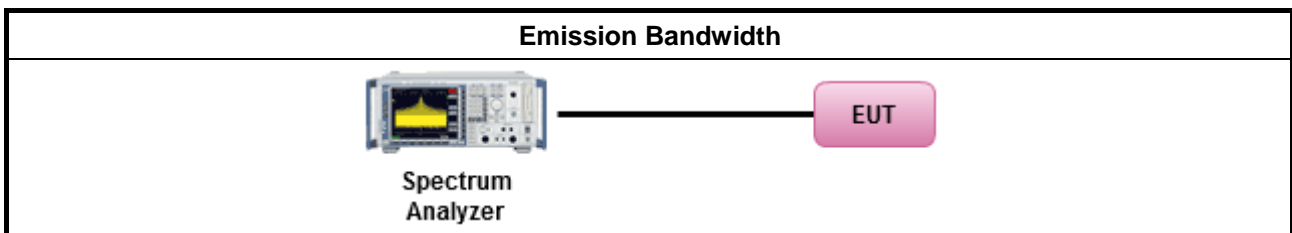
3.2.2 Measuring Instruments

Refer a test equipment and calibration data table in this test report.

3.2.3 Test Procedures

Test Method	
<ul style="list-style-type: none"> ▪ For the emission bandwidth shall be measured using one of the options below: 	
<input checked="" type="checkbox"/>	Refer as FCC KDB 789033 D02, clause C for EBW and clause D for OBW measurement.
<input type="checkbox"/>	Refer as ANSI C63.10, clause 6.9.1 for occupied bandwidth testing.
<input type="checkbox"/>	Refer as IC RSS-Gen, clause 4.6 for bandwidth testing.

3.2.4 Test Setup



3.2.5 Test Result of Emission Bandwidth

Refer as Appendix B



3.3 Maximum Output Power

3.3.1 Limit

Maximum Output Power Limit	
UNII Devices	
<input checked="" type="checkbox"/> For the 5.15-5.25 GHz band:	
	<ul style="list-style-type: none"> ▪ Outdoor AP: the maximum conducted output power (P_{Out}) shall not exceed the lesser of 1 W. If $G_{TX} > 6$ dBi, then $P_{Out} = 30 - (G_{TX} - 6)$. e.i.r.p. at any elevation angle above 30 degrees ≤ 125mW [21dBm] ▪ Indoor AP: the maximum conducted output power (P_{Out}) shall not exceed the lesser of 1 W. If $G_{TX} > 6$ dBi, then $P_{Out} = 30 - (G_{TX} - 6)$ ▪ Point-to-point AP: the maximum conducted output power (P_{Out}) shall not exceed the lesser of 1 W. If $G_{TX} > 23$ dBi, then $P_{Out} = 30 - (G_{TX} - 23)$. ▪ Mobile or Portable Client: the maximum conducted output power (P_{Out}) shall not exceed the lesser of 250 mW. If $G_{TX} > 6$ dBi, then $P_{Out} = 24 - (G_{TX} - 6)$.
<input checked="" type="checkbox"/> For the 5.25-5.35 GHz band, the maximum conducted output power (P_{Out}) shall not exceed the lesser of 250 mW or $11 \text{ dBm} + 10 \log B$, where B is the 26 dB emission bandwidth in MHz. If $G_{TX} > 6$ dBi, then $P_{Out} = 24 - (G_{TX} - 6)$.	
<input checked="" type="checkbox"/> For the 5.47-5.725 GHz band, the maximum conducted output power (P_{Out}) shall not exceed the lesser of 250 mW or $11 \text{ dBm} + 10 \log B$, where B is the 26 dB emission bandwidth in MHz. If $G_{TX} > 6$ dBi, then $P_{Out} = 24 - (G_{TX} - 6)$.	
<input checked="" type="checkbox"/> For the 5.725-5.85 GHz band:	
	<ul style="list-style-type: none"> ▪ Point-to-multipoint systems (P2M): the maximum conducted output power (P_{Out}) shall not exceed the lesser of 1 W. If $G_{TX} > 6$ dBi, then $P_{Out} = 30 - (G_{TX} - 6)$. ▪ Point-to-point systems (P2P): the maximum conducted output power (P_{Out}) shall not exceed the lesser of 1 W.
Maximum EIRP Limit	
<input type="checkbox"/> For the 5.85-5.895 GHz band:	
	<ul style="list-style-type: none"> ▪ Indoor AP & subordinate device < 36 dBm ▪ Client device < 30 dBm
LE-LAN Devices	
<input type="checkbox"/> For the 5.15-5.25 GHz band, the maximum e.i.r.p. shall not exceed 200 mW or $10 + 10 \log B$, dBm, whichever power is less. B is the 99% emission bandwidth in MHz.	
<input type="checkbox"/> For the 5.25-5.35 GHz band, the maximum e.i.r.p. shall not exceed 1.0 W or $17 + 10 \log B$, dBm, whichever power is less. B is the 99% emission bandwidth in MHz	
<input type="checkbox"/> For the 5.47-5.6 GHz band and 5.65-5.725 GHz band, the maximum e.i.r.p. shall not exceed 1.0 W or $17 + 10 \log B$, dBm, whichever power is less. B is the 99% emission bandwidth in MHz	
<input type="checkbox"/> For the 5.725-5.85 GHz band:	
	<ul style="list-style-type: none"> ▪ Point-to-multipoint systems (P2M): the maximum conducted output power (P_{Out}) shall not exceed the lesser of 1 W. If $G_{TX} > 6$ dBi, then $P_{Out} = 30 - (G_{TX} - 6)$. ▪ Point-to-point systems (P2P): the maximum conducted output power (P_{Out}) shall not exceed the lesser of 1 W.



P_{Out} = maximum conducted output power in dBm,
G_{TX} = the maximum transmitting antenna directional gain in dBi.



3.3.2 Measuring Instruments

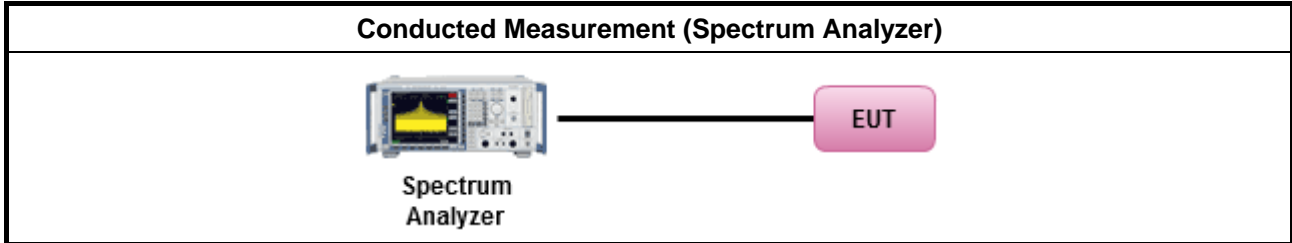
Refer a test equipment and calibration data table in this test report.

3.3.3 Test Procedures


Test Method	
	Average over on/off periods with duty factor
<input checked="" type="checkbox"/>	Refer as FCC KDB 789033 D02, clause E Method SA-2 (spectral trace averaging).
<input type="checkbox"/>	Refer as FCC KDB 789033 D02, clause E Method SA-2 Alt. (RMS detection with slow sweep speed)
	Wideband RF power meter and average over on/off periods with duty factor
<input checked="" type="checkbox"/>	Refer as FCC KDB 789033 D02, clause E Method PM-G (using an RF average power meter).
<input checked="" type="checkbox"/>	For conducted measurement.
	<ul style="list-style-type: none"> ▪ If the EUT supports multiple transmit chains using options given below: Refer as FCC KDB 662911, In-band power measurements. Using the measure-and-sum approach, measured all transmit ports individually. Sum the power (in linear power units e.g., mW) of all ports for each individual sample and save them.
	<ul style="list-style-type: none"> ▪ If multiple transmit chains, EIRP calculation could be following as methods: $P_{total} = P_1 + P_2 + \dots + P_n$ (calculated in linear unit [mW] and transfer to log unit [dBm]) $EIRP_{total} = P_{total} + DG$
<input type="checkbox"/>	For radiated measurement.
	<ul style="list-style-type: none"> ▪ Refer as FCC KDB 789033 D02 clause II A.1.F "Antenna-port Conducted versus Radiated Testing" ▪ Refer as ANSI C63.10, clause 6.6 for radiated emissions above 1GHz. ▪ Refer as FCC KDB 412172 D01 clause 2.2 for EIRP calculation.

3.3.4 Test Setup

For Straddle channel



For others channel



3.3.5 Test Result of Maximum Output Power

Refer as Appendix C



3.4 Power Spectral Density

3.4.1 Limit

Peak Power Spectral Density Limit	
UNII Devices	
<input checked="" type="checkbox"/> For the 5.15-5.25 GHz band:	
	<ul style="list-style-type: none"> ▪ Outdoor AP: the peak power spectral density (PPSD) shall not exceed the lesser of 17dBm/MHz. If $G_{TX} > 6$ dBi, then $P_{Out} = 17 - (G_{TX} - 6)$. ▪ Indoor AP: the peak power spectral density (PPSD) shall not exceed the lesser of 17dBm/MHz. If $G_{TX} > 6$ dBi, then $P_{Out} = 17 - (G_{TX} - 6)$. ▪ Point-to-point AP: the peak power spectral density (PPSD) shall not exceed the lesser of 17dBm/MHz. If $G_{TX} > 23$ dBi, then $P_{Out} = 17 - (G_{TX} - 23)$. ▪ Mobile or Portable Client: the peak power spectral density (PPSD) ≤ 11 dBm/MHz. If $G_{TX} > 6$ dBi, then $PPSD = 11 - (G_{TX} - 6)$.
<input checked="" type="checkbox"/> For the 5.25-5.35 GHz band, the peak power spectral density (PPSD) ≤ 11 dBm/MHz. If $G_{TX} > 6$ dBi, then $PPSD = 11 - (G_{TX} - 6)$.	
<input checked="" type="checkbox"/> For the 5.47-5.725 GHz band, the peak power spectral density (PPSD) ≤ 11 dBm/MHz. If $G_{TX} > 6$ dBi, then $PPSD = 11 - (G_{TX} - 6)$.	
<input checked="" type="checkbox"/> For the 5.725-5.85 GHz band:	
	<ul style="list-style-type: none"> ▪ Point-to-multipoint systems (P2M): the peak power spectral density (PPSD) ≤ 30 dBm/500kHz. If $G_{TX} > 6$ dBi, then $PPSD = 30 - (G_{TX} - 6)$. ▪ Point-to-point systems (P2P): the peak power spectral density (PPSD) ≤ 30 dBm/500kHz.
EIRP Power Spectral Density Limit	
<input type="checkbox"/> For the 5.85-5.895 GHz band:	
	<ul style="list-style-type: none"> ▪ Indoor AP & subordinate device < 20dBm/MHz ▪ Client device < 14dBm/MHz
LE-LAN Devices	
<input type="checkbox"/> For the 5.15-5.25 GHz band, the e.i.r.p. peak power spectral density (PPSD) ≤ 10 dBm/MHz.	
<input type="checkbox"/> For the 5.25-5.35 GHz band, the peak power spectral density (PPSD) ≤ 11 dBm/MHz.	
	<ul style="list-style-type: none"> ▪ e.i.r.p. greater than 200 mW shall comply with the following e.i.r.p. at different elevations, where θ is the angle above the local horizontal plane (of the Earth) as shown below: -13 dBW/MHz for $0^\circ \leq \theta < 8^\circ$; -13 - 0.716 (θ-8) dBW/MHz for $8^\circ \leq \theta < 40^\circ$ -35.9 - 1.22 (θ-40) dBW/MHz for $40^\circ \leq \theta \leq 45^\circ$; -42 dBW/MHz for $\theta > 45^\circ$
<input type="checkbox"/> For the 5.47-5.6 GHz band and 5.65-5.725 GHz band, the peak power spectral density (PPSD) ≤ 11 dBm/MHz.	
<input type="checkbox"/> For the 5.725-5.85 GHz band:	
	<ul style="list-style-type: none"> ▪ Point-to-multipoint systems (P2M): the peak power spectral density (PPSD) ≤ 30 dBm/500kHz. If $G_{TX} > 6$ dBi, then $PPSD = 30 - (G_{TX} - 6)$. ▪ Point-to-point systems (P2P): the peak power spectral density (PPSD) ≤ 30 dBm/500kHz.
PPSD = peak power spectral density that be same method as used to determine the conducted output	



power shall be used to determine the power spectral density. And power spectral density in dBm/MHz
 G_{TX} = the maximum transmitting antenna directional gain in dBi.

3.4.2 Measuring Instruments

Refer a test equipment and calibration data table in this test report.




3.4.3 Test Procedures

Test Method	
<ul style="list-style-type: none"> ▪ Peak power spectral density procedures that the same method as used to determine the conducted output power shall be used to determine the peak power spectral density and use the peak search function on the spectrum analyzer to find the peak of the spectrum. For the peak power spectral density shall be measured using below options: 	
<input type="checkbox"/>	Refer as FCC KDB 789033 D02, F)5) power spectral density can be measured using resolution bandwidths < 1 MHz provided that the results are integrated over 1 MHz bandwidth
[duty cycle ≥ 98% or external video / power trigger]	
<input checked="" type="checkbox"/>	Refer as FCC KDB 789033 D02, clause E Method SA-1 (spectral trace averaging).
<input type="checkbox"/>	Refer as FCC KDB 789033 D02, clause E Method SA-1 Alt. (RMS detection with slow sweep speed)
duty cycle < 98% and average over on/off periods with duty factor	
<input checked="" type="checkbox"/>	Refer as FCC KDB 789033 D02, clause E Method SA-2 (spectral trace averaging).
<input type="checkbox"/>	Refer as FCC KDB 789033 D02, clause E Method SA-2 Alt. (RMS detection with slow sweep speed)
<input checked="" type="checkbox"/> For conducted measurement.	
<ul style="list-style-type: none"> ▪ If the EUT supports multiple transmit chains using options given below: 	
<input checked="" type="checkbox"/>	Option 1: Measure and sum the spectra across the outputs. Refer as FCC KDB 662911, In-band power spectral density (PSD). Sample all transmit ports simultaneously using a spectrum analyzer for each transmit port. Where the trace bin-by-bin of each transmit port summing can be performed. (i.e., in the first spectral bin of output 1 is summed with that in the first spectral bin of output 2 and that from the first spectral bin of output 3, and so on up to the NTX output to obtain the value for the first frequency bin of the summed spectrum.). Add up the amplitude (power) values for the different transmit chains and use this as the new data trace.
<input type="checkbox"/>	Option 2: Measure and sum spectral maxima across the outputs. With this technique, spectra are measured at each output of the device at the required resolution bandwidth. The maximum value (peak) of each spectrum is determined. These maximum values are then summed mathematically in linear power units across the outputs. These operations shall be performed separately over frequency spans that have different out-of-band or spurious emission limits,
<input type="checkbox"/>	Option 3: Measure and add 10 log(N) dB, where N is the number of transmit chains. Refer as FCC KDB 662911, In-band power spectral density (PSD). Performed at each transmit chains and each transmit chains shall be compared with the limit have been reduced with 10 log(N). Or each transmit chains shall be add 10 log(N) to compared with the limit.
<ul style="list-style-type: none"> ▪ If multiple transmit chains, EIRP PPSD calculation could be following as methods: $PPSD_{total} = PPSD_1 + PPSD_2 + \dots + PPSD_n$ (calculated in linear unit [mW] and transfer to log unit [dBm]) $EIRP_{total} = PPSD_{total} + DG$ 	
<input type="checkbox"/> For radiated measurement.	
<ul style="list-style-type: none"> ▪ Refer as FCC KDB 789033 D02 clause II A.1.F "Antenna-port Conducted versus Radiated Testing" ▪ Refer as ANSI C63.10, clause 6.6 for radiated emissions above 1GHz. 	

Test Method

- Refer as FCC KDB 412172 D01 clause 2.2 for EIRP calculation.

3.4.4 Test Setup**Conducted Measurement**Spectrum
Analyzer

EUT

3.4.5 Test Result of Power Spectral Density

Refer as Appendix D



3.5 Unwanted Emissions

3.5.1 Transmitter Unwanted Emissions Limit

Unwanted emissions below 1 GHz and restricted band emissions above 1GHz limit			
Frequency Range (MHz)	Field Strength (uV/m)	Field Strength (dBuV/m)	Measure Distance (m)
0.009~0.490	2400/F(kHz)	48.5 - 13.8	300
0.490~1.705	24000/F(kHz)	33.8 - 23	30
1.705~30.0	30	29	30
30~88	100	40	3
88~216	150	43.5	3
216~960	200	46	3
Above 960	500	54	3

Note 1: Test distance for frequencies at or above 30 MHz, measurements may be performed at a distance other than the limit distance provided they are not performed in the near field and the emissions to be measured can be detected by the measurement equipment. When performing measurements at a distance other than that specified, the results shall be extrapolated to the specified distance using an extrapolation factor of 20 dB/decade (inverse of linear distance for field-strength measurements, inverse of linear distance-squared for power-density measurements).

Note 2: Test distance for frequencies at below 30 MHz, measurements may be performed at a distance closer than the EUT limit distance; however, an attempt should be made to avoid making measurements in the near field. When performing measurements below 30 MHz at a closer distance than the limit distance, the results shall be extrapolated to the specified distance by either making measurements at a minimum of two or more distances on at least one radial to determine the proper extrapolation factor or by using the square of an inverse linear distance extrapolation factor (40 dB/decade). The test report shall specify the extrapolation method used to determine compliance of the EUT.

Note 3: Using the distance of 1m during the test for above 18 GHz, and the test value to correct for the distance factor at 3m.

Un-restricted band emissions above 1GHz Limit	
Operating Band	Limit
<input checked="" type="checkbox"/> 5.15 - 5.25 GHz	e.i.r.p. -27 dBm [68.2 dBuV/m@3m]
<input checked="" type="checkbox"/> 5.25 - 5.35 GHz	e.i.r.p. -27 dBm [68.2 dBuV/m@3m]
<input checked="" type="checkbox"/> 5.47 - 5.725 GHz	e.i.r.p. -27 dBm [68.2 dBuV/m@3m]
<input checked="" type="checkbox"/> 5.725 - 5.85 GHz	all emissions shall be limited to a level of -27 dBm/MHz at 75 MHz or more above or below the band edge increasing linearly to 10 dBm/MHz at 25 MHz above or below the band edge, and from 25 MHz above or below the band edge increasing linearly to a level of 15.6 dBm/MHz at 5 MHz above or below the band edge, and from 5 MHz above or below the band edge increasing linearly to a level of 27 dBm/MHz at the band edge.
<input type="checkbox"/> 5.85 - 5.895 GHz	(i) For an indoor access point or subordinate device, all emissions at or above 5.895 GHz shall not exceed an e.i.r.p. of 15 dBm/MHz and shall decrease linearly to an e.i.r.p. of - 7 dBm/MHz at or above 5.925 GHz. (ii) For a client device all emissions at or above 5.895 GHz shall not exceed an



	<p>e.i.r.p. of -5 dBm/MHz and shall decrease linearly to an e.i.r.p. of -27 dBm/MHz at or above 5.925 GHz.</p> <p>(iii) For a client device or indoor access point or subordinate device, all emissions below 5.725 GHz shall not exceed an e.i.r.p. of -27 dBm/MHz at 5.65 GHz increasing linearly to 10 dBm/ MHz at 5.7 GHz, and from 5.7 GHz increasing linearly to a level of 15.6 dBm/MHz at 5.72 GHz, and from 5.72 GHz increasing linearly to a level of 27 dBm/MHz at 5.725 GHz.</p>
<p>Note 1: Measurements may be performed at a distance other than the limit distance provided they are not performed in the near field and the emissions to be measured can be detected by the measurement equipment. When performing measurements at a distance other than that specified, the results shall be extrapolated to the specified distance using an extrapolation factor of 20 dB/decade (inverse of linear distance for field-strength measurements, inverse of linear distance-squared for power-density measurements).</p>	

3.5.2 Measuring Instruments

Refer a test equipment and calibration data table in this test report.

3.5.3 Test Procedures

Test Method	
	<ul style="list-style-type: none"> ▪ Measurements may be performed at a distance other than the limit distance provided they are not performed in the near field and the emissions to be measured can be detected by the measurement equipment. Measurements shall not be performed at a distance greater than 30 m for frequencies above 30 MHz, unless it can be further demonstrated that measurements at a distance of 30 m or less are impractical. When performing measurements at a distance other than that specified, the results shall be extrapolated to the specified distance using an extrapolation factor of 20 dB/decade (inverse of linear distance for field-strength measurements, inverse of linear distance-squared for power-density measurements).
	<ul style="list-style-type: none"> ▪ The average emission levels shall be measured in [duty cycle ≥ 98 or duty factor].
	<ul style="list-style-type: none"> ▪ For the transmitter unwanted emissions shall be measured using following options below: <ul style="list-style-type: none"> ▪ Refer as FCC KDB 789033 D02, clause G)2) for unwanted emissions into non-restricted bands. ▪ Refer as FCC KDB 789033 D02, clause G)1) for unwanted emissions into restricted bands.
	<ul style="list-style-type: none"> <input type="checkbox"/> Refer as FCC KDB 789033 D02, G)6) Method AD (Trace Averaging). <input checked="" type="checkbox"/> Refer as FCC KDB 789033 D02, G)6) Method VB (Reduced VBW). <input type="checkbox"/> Refer as ANSI C63.10, clause 11.12.2.5.3 (Reduced VBW). VBW ≥ 1/T, where T is pulse time. <input type="checkbox"/> Refer as ANSI C63.10, clause 7.5 average value of pulsed emissions. <input checked="" type="checkbox"/> Refer as FCC KDB 789033 D02, clause G)5) measurement procedure peak limit. <input type="checkbox"/> Refer as ANSI C63.10, clause 4.1.4.2.2 measurement procedure peak limit.
	<ul style="list-style-type: none"> ▪ For radiated measurement. <ul style="list-style-type: none"> ▪ Refer as ANSI C63.10, clause 6.4 for radiated emissions below 30 MHz and test distance is 3m. ▪ Refer as ANSI C63.10, clause 6.5 for radiated emissions 30 MHz to 1 GHz and test distance is 3m. ▪ Refer as ANSI C63.10, clause 6.6 for radiated emissions above 1GHz.
	<ul style="list-style-type: none"> ▪ The any unwanted emissions level shall not exceed the fundamental emission level.



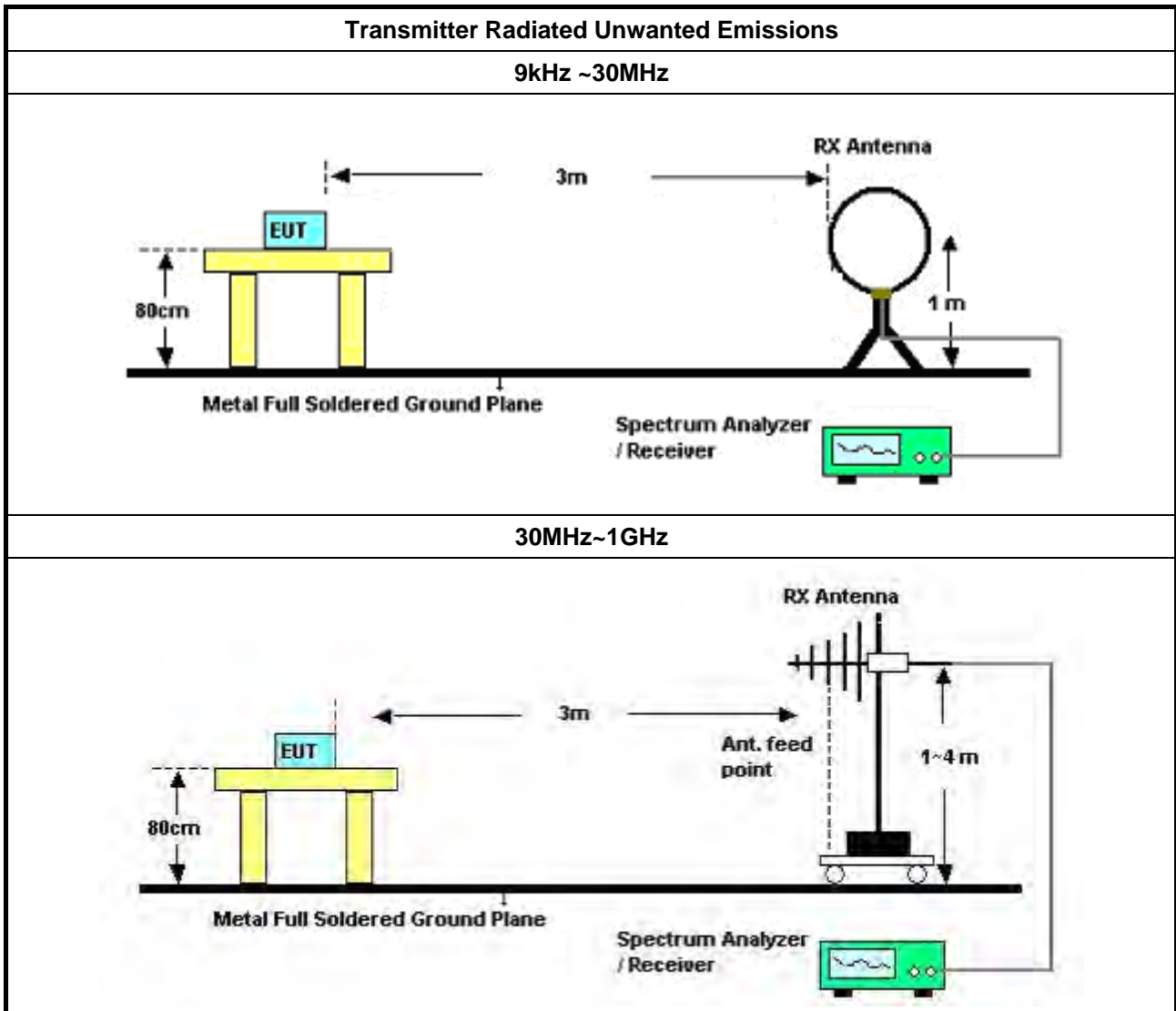
Test Method

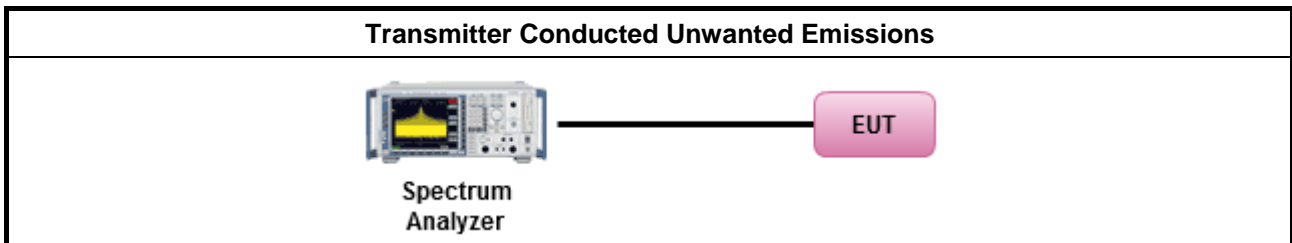
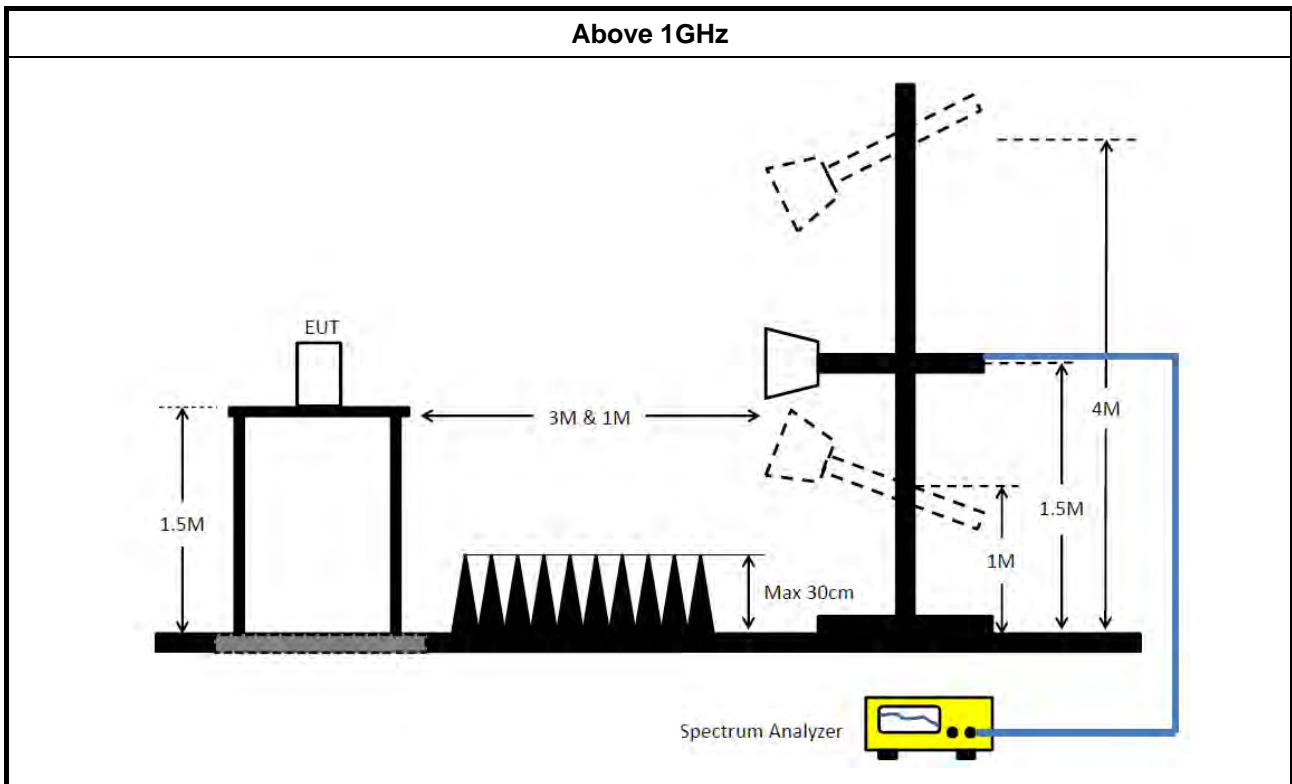
- | |
|--|
| <ul style="list-style-type: none">▪ All amplitude of spurious emissions that are attenuated by more than 20 dB below the permissible value has no need to be reported. |
|--|



Test Method	
<ul style="list-style-type: none">▪ For conducted and cabinet radiation measurement, refer as FCC KDB 789033 D02, clause G)3).	
	<ul style="list-style-type: none">▪ For conducted unwanted emissions into non-restricted bands (relative emission limits). Devices with multiple transmit chains: Refer as FCC KDB 662911, when testing out-of-band and spurious emissions against relative emission limits, tests may be performed on each output individually without summing or adding 10 log(N) if the measurements are made relative to the in-band emissions on the individual outputs.
	<ul style="list-style-type: none">▪ For conducted unwanted emissions into restricted bands (absolute emission limits). Devices with multiple transmit chains using options given below: (1) Measure and sum the spectra across the outputs or (2) Measure and add 10 log(N) dB
	<ul style="list-style-type: none">▪ For FCC KDB 662911 The methodology described here may overestimate array gain, thereby resulting in apparent failures to satisfy the out-of-band limits even if the device is actually compliant. In such cases, compliance may be demonstrated by performing radiated tests around the frequencies at which the apparent failures occurred.

3.5.4 Test Setup





3.5.5 Measurement Results Calculation

The measured Level is calculated using:
 Corrected Reading: Antenna factor (AF) + Cable loss (CL) + Read level (Raw) - Preamp factor (PA)(if applicable) = Level.

3.5.6 Transmitter Unwanted Emissions (Below 30MHz)

There is a comparison data of both open-field test site and alternative test site - semi-Anechoic chamber according to KDB414788 Radiated Test Site, and the result came out very similar.

All amplitude of spurious emissions that are attenuated by more than 20 dB below the permissible value has no need to be reported.

The radiated emissions were investigated from 9 kHz or the lowest frequency generated within the device, up to the 10th harmonic or 40 GHz, whichever is appropriate.

3.5.7 Test Result of Transmitter Unwanted Emissions

Refer as Appendix E



4 Test Equipment and Calibration Data

Instrument	Brand	Model No.	Serial No.	Characteristics	Calibration Date	Calibration Due Date	Remark
EMI Receiver	Agilent	N9038A	My52260123	9kHz ~ 8.4GHz	Mar. 03, 2021	Mar. 02, 2022	Conduction (CO01-CB)
LISN	F.C.C.	FCC-LISN-50-16-2	04083	150kHz ~ 100MHz	Jan. 06, 2021	Jan. 05, 2022	Conduction (CO01-CB)
LISN	Schwarzbeck	NSLK 8127	8127647	9kHz ~ 30MHz	Mar. 07, 2021	Mar. 06, 2022	Conduction (CO01-CB)
Pulse Limiter	Rohde&Schwarz	ESH3-Z2	100430	9kHz ~ 30MHz	Jan. 30, 2021	Jan. 29, 2022	Conduction (CO01-CB)
Software	SPORTON	SENSE	V5.10	-	N.C.R.	N.C.R.	Conduction (CO01-CB)
EMI Receiver	Agilent	N9038A	My52260123	9kHz ~ 8.4GHz	Mar. 03, 2021	Mar. 02, 2022	Conduction (CO01-CB)
LISN	F.C.C.	FCC-LISN-50-16-2	04083	150kHz ~ 100MHz	Jan. 06, 2021	Jan. 05, 2022	Conduction (CO01-CB)
LISN	Schwarzbeck	NSLK 8127	8127647	9kHz ~ 30MHz	Mar. 07, 2021	Mar. 06, 2022	Conduction (CO01-CB)
Spectrum Analyzer	R&S	FSV40	101024	9kHz ~ 40GHz	Dec. 04, 2020	Dec. 03, 2021	Radiation (05CH01-CB)
Loop Antenna	Teseq	HLA 6120	24155	9kHz - 30 MHz	Apr. 14, 2021	Apr. 13, 2022	Radiation (05CH01-CB)
Pre-Amplifier	EMCI	EMC330N	980537	25MHz~1GHz	Mar. 04, 2021	Mar. 03, 2022	Radiation (05CH01-CB)
Bilog Antenna	Schaffner	CBL6112B	2894	25MHz ~ 1GHz	Feb. 09, 2021	Feb. 08, 2022	Radiation (05CH01-CB)
CABLE	Woken	N/A	Low Cable-06	25MHz ~ 1GHz	Dec. 31, 2020	Dec. 30, 2021	Radiation (05CH01-CB)
Test Software	SPORTON	SENSE	V5.10	-	N.C.R.	N.C.R.	Radiation (05CH01-CB)
3m Semi Anechoic Chamber VSWR	TDK	SAC-3M	03CH03-CB	1GHz ~18GHz 3m	May 06, 2021	May 05, 2022	Radiation (03CH03-CB)
Horn Antenna	ETS · Lindgren	3115	6821	750MHz~18GHz	Jan. 26, 2021	Jan. 25, 2022	Radiation (03CH03-CB)
Horn Antenna	Schwarzbeck	BBHA 9170	BBHA9170252	15GHz ~ 40GHz	Aug. 05, 2021	Aug. 04, 2022	Radiation (03CH03-CB)
Pre-Amplifier	Agilent	8449B	3008A02097	1GHz ~ 26.5GHz	Jul. 02, 2021	Jul. 01, 2022	Radiation (03CH03-CB)
Pre-Amplifier	MITEQ	TTA1840-35-HG	1864479	18GHz ~ 40GHz	Jul. 13, 2021	Jul. 12, 2022	Radiation (03CH03-CB)
Spectrum Analyzer	R&S	FSP40	100019	9kHz ~ 40GHz	Jun. 04, 2021	Jun. 03, 2022	Radiation (03CH03-CB)



Instrument	Brand	Model No.	Serial No.	Characteristics	Calibration Date	Calibration Due Date	Remark
RF Cable-high	Woken	RG402	High Cable-21	1GHz - 18GHz	Oct. 05, 2020	Oct. 04, 2021	Radiation (03CH03-CB)
RF Cable-high	Woken	RG402	High Cable-20+29	1GHz ~ 18GHz	Oct. 04, 2021	Oct. 03, 2022	Radiation (03CH03-CB)
RF Cable-high	Woken	RG402	High Cable-21+67	1GHz - 18GHz	Nov. 05, 2020	Nov. 04, 2021	Radiation (03CH03-CB)
RF Cable-high	Woken	RG402	High Cable-29	1GHz ~ 18GHz	Oct. 04, 2021	Oct. 03, 2022	Radiation (03CH03-CB)
RF Cable-high	Woken	RG402	High Cable-40G#1	18GHz ~ 40 GHz	Jul. 15, 2021	Jul. 14, 2022	Radiation (03CH03-CB)
RF Cable-high	Woken	RG402	High Cable-40G#2	18GHz ~ 40 GHz	Jul. 15, 2021	Jul. 14, 2022	Radiation (03CH03-CB)
Test Software	SPORTON	SENSE	V5.10	-	N.C.R.	N.C.R.	Radiation (03CH03-CB)
3m Semi Anechoic Chamber VSWR	TDK	SAC-3M	03CH06-CB	1GHz ~18GHz 3m	Oct. 02, 2020	Oct. 01, 2021	Radiation (03CH06-CB)
3m Semi Anechoic Chamber VSWR	TDK	SAC-3M	03CH06-CB	1GHz ~18GHz 3m	Oct. 01, 2021	Sep. 30, 2022	Radiation (03CH06-CB)
Horn Antenna	SCHWARZBECK	BBHA9120D	BBHA 9120D-1292	1GHz~18GHz	Aug. 04, 2021	Aug. 03, 2022	Radiation (03CH06-CB)
Horn Antenna	Schwarzbeck	BBHA 9170	BBHA9170252	15GHz ~ 40GHz	Aug. 05, 2021	Aug. 04, 2022	Radiation (03CH06-CB)
Pre-Amplifier	Agilent	83017A	MY53270064	0.5GHz ~ 26.5GHz	May 06, 2021	May 05, 2022	Radiation (03CH06-CB)
Pre-Amplifier	MITEQ	TTA1840-35-HG	1864479	18GHz ~ 40GHz	Jul. 13, 2021	Jul. 12, 2022	Radiation (03CH06-CB)
Spectrum analyzer	R&S	FSP40	100080	9kHz~40GHz	Dec. 15, 2020	Dec. 14, 2021	Radiation (03CH06-CB)
RF Cable-high	Woken	RG402	High Cable-05	1GHz~18GHz	Oct. 05, 2020	Oct. 04, 2021	Radiation (03CH06-CB)
RF Cable-high	Woken	RG402	High Cable-05	1GHz~18GHz	Oct. 04, 2021	Oct. 03, 2022	Radiation (03CH06-CB)
RF Cable-high	Woken	RG402	High Cable-05+24	1GHz~18GHz	Oct. 05, 2020	Oct. 04, 2021	Radiation (03CH06-CB)
RF Cable-high	Woken	RG402	High Cable-05+24	1GHz~18GHz	Oct. 04, 2021	Oct. 03, 2022	Radiation (03CH06-CB)
RF Cable-high	Woken	RG402	High Cable-40G#1	18GHz ~ 40 GHz	Jul. 15, 2021	Jul. 14, 2022	Radiation (03CH06-CB)
RF Cable-high	Woken	RG402	High Cable-40G#2	18GHz ~ 40 GHz	Jul. 15, 2021	Jul. 14, 2022	Radiation (03CH06-CB)
Test Software	SPORTON	SENSE	V5.10	-	N.C.R.	N.C.R.	Radiation (03CH06-CB)



Instrument	Brand	Model No.	Serial No.	Characteristics	Calibration Date	Calibration Due Date	Remark
Spectrum analyzer	R&S	FSV40	101028	9kHz~40GHz	Dec. 31, 2020	Dec. 30, 2021	Conducted (TH03-CB)
Power Sensor	Anritsu	MA2411B	1726195	300MHz~40GHz	Aug. 22, 2021	Aug. 21, 2022	Conducted (TH03-CB)
Power Meter	Anritsu	ML2495A	1035008	300MHz~40GHz	Aug. 22, 2021	Aug. 21, 2022	Conducted (TH03-CB)
RF Cable-high	Woken	RG402	High Cable-11	1 GHz ~18 GHz	Oct. 05, 2020	Oct. 04, 2021	Conducted (TH03-CB)
RF Cable-high	Woken	RG402	High Cable-11	1 GHz ~18 GHz	Oct. 04, 2021	Oct. 03, 2022	Conducted (TH03-CB)
RF Cable-high	Woken	RG402	High Cable-12	1 GHz ~18 GHz	Oct. 05, 2020	Oct. 04, 2021	Conducted (TH03-CB)
RF Cable-high	Woken	RG402	High Cable-12	1 GHz ~18 GHz	Oct. 04, 2021	Oct. 03, 2022	Conducted (TH03-CB)
RF Cable-high	Woken	RG402	High Cable-13	1 GHz ~18 GHz	Oct. 05, 2020	Oct. 04, 2021	Conducted (TH03-CB)
RF Cable-high	Woken	RG402	High Cable-13	1 GHz ~18 GHz	Oct. 04, 2021	Oct. 03, 2022	Conducted (TH03-CB)
RF Cable-high	Woken	RG402	High Cable-14	1 GHz ~18 GHz	Oct. 05, 2020	Oct. 04, 2021	Conducted (TH03-CB)
RF Cable-high	Woken	RG402	High Cable-14	1 GHz ~18 GHz	Oct. 04, 2021	Oct. 03, 2022	Conducted (TH03-CB)
RF Cable-high	Woken	RG402	High Cable-15	1 GHz ~18 GHz	Oct. 05, 2020	Oct. 04, 2021	Conducted (TH03-CB)
RF Cable-high	Woken	RG402	High Cable-15	1 GHz ~18 GHz	Oct. 04, 2021	Oct. 03, 2022	Conducted (TH03-CB)
Test Software	SPORTON	SENSE	V5.10	-	N.C.R.	N.C.R.	Conducted (TH03-CB)

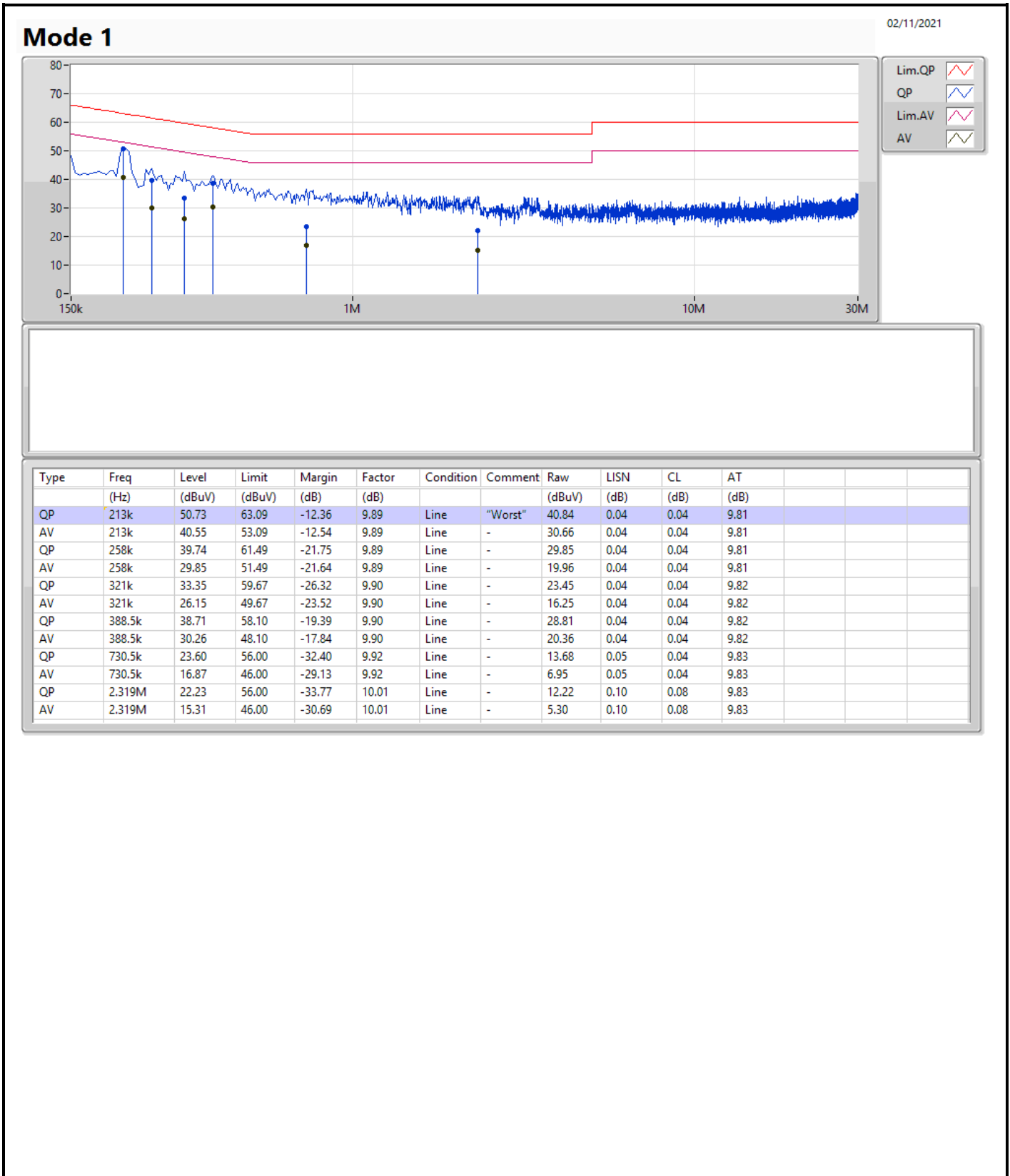
Note: Calibration Interval of instruments listed above is one year.

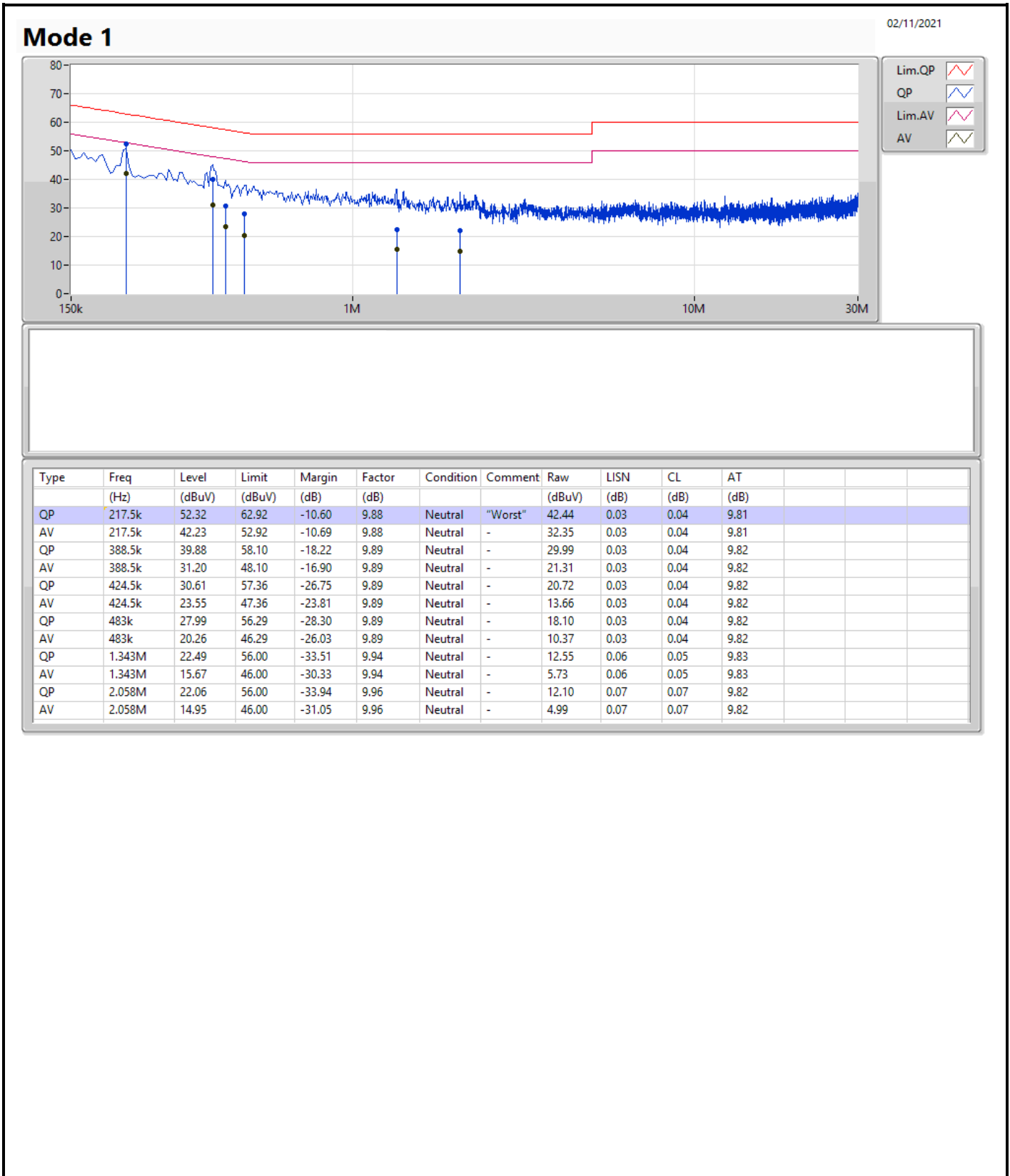
N.C.R. means Non-Calibration required.



Summary

Mode	Result	Type	Freq (Hz)	Level (dBuV)	Limit (dBuV)	Margin (dB)	Condition
Mode 1	Pass	QP	217.5k	52.32	62.92	-10.60	Neutral





Summary

Mode	Max-N dB (Hz)	Max-OBW (Hz)	ITU-Code	Min-N dB (Hz)	Min-OBW (Hz)
5.15-5.25GHz	-	-	-	-	-
802.11a_Nss1,(6Mbps)_2TX	22.11M	17.091M	17M1D1D	21.45M	16.852M
802.11ax HEW20_Nss1,(MCS0)_2TX	22.83M	19.19M	19M2D1D	21.45M	19.1M
802.11ax HEW40_Nss1,(MCS0)_2TX	40.08M	37.661M	37M7D1D	39.84M	37.541M
802.11ax HEW80_Nss1,(MCS0)_2TX	82.2M	77.361M	77M4D1D	81.84M	77.361M
5.25-5.35GHz	-	-	-	-	-
802.11a_Nss1,(6Mbps)_2TX	22.14M	17.121M	17M1D1D	21.39M	16.882M
802.11ax HEW20_Nss1,(MCS0)_2TX	23.16M	19.19M	19M2D1D	21.48M	19.07M
802.11ax HEW40_Nss1,(MCS0)_2TX	40.08M	37.721M	37M7D1D	39.9M	37.601M
802.11ax HEW80_Nss1,(MCS0)_2TX	82.08M	77.481M	77M5D1D	81.48M	77.481M
5.47-5.725GHz	-	-	-	-	-
802.11a_Nss1,(6Mbps)_2TX	21.93M	17.031M	17MOD1D	15.645M	13.538M
802.11ax HEW20_Nss1,(MCS0)_2TX	21.72M	19.16M	19M2D1D	15.81M	14.573M
802.11ax HEW40_Nss1,(MCS0)_2TX	40.08M	37.661M	37M7D1D	34.965M	33.618M
802.11ax HEW80_Nss1,(MCS0)_2TX	82.32M	77.601M	77M6D1D	75.825M	73.388M
5.725-5.85GHz	-	-	-	-	-
802.11a_Nss1,(6Mbps)_2TX	16.38M	17.031M	17MOD1D	3.14M	4.238M
802.11ax HEW20_Nss1,(MCS0)_2TX	18.96M	19.16M	19M2D1D	4.44M	4.678M
802.11ax HEW40_Nss1,(MCS0)_2TX	37.56M	37.601M	37M6D1D	3.64M	4.058M
802.11ax HEW80_Nss1,(MCS0)_2TX	76.68M	77.601M	77M6D1D	3.26M	4.138M

Max-N dB = Maximum 6dB down bandwidth for 5.725-5.85GHz band / Maximum 26dB down bandwidth for other band;
 Max-OBW = Maximum 99% occupied bandwidth;
 Min-N dB = Minimum 6dB down bandwidth for 5.725-5.85GHz band / Maximum 26dB down bandwidth for other band;
 Min-OBW = Minimum 99% occupied bandwidth

Result

Mode	Result	Limit (Hz)	Port 1-N dB (Hz)	Port 1-OBW (Hz)	Port 2-N dB (Hz)	Port 2-OBW (Hz)
802.11a_Nss1,(6Mbps)_2TX	-	-	-	-	-	-
5180MHz	Pass	Inf	21.45M	17.061M	21.84M	16.852M
5200MHz	Pass	Inf	21.54M	17.061M	22.11M	16.882M
5240MHz	Pass	Inf	21.48M	17.091M	21.96M	16.882M
5260MHz	Pass	Inf	21.39M	17.121M	22.14M	16.912M
5300MHz	Pass	Inf	21.45M	17.091M	22.02M	16.912M
5320MHz	Pass	Inf	21.42M	17.061M	21.9M	16.882M
5500MHz	Pass	Inf	21.36M	17.031M	21.36M	16.852M
5580MHz	Pass	Inf	21.57M	17.001M	21.93M	16.852M
5700MHz	Pass	Inf	21.42M	17.031M	21.54M	16.852M
5720MHz Straddle 5.47-5.725GHz	Pass	Inf	15.645M	13.538M	15.885M	13.538M
5720MHz Straddle 5.725-5.85GHz	Pass	500k	3.16M	4.298M	3.14M	4.238M
5745MHz	Pass	500k	16.35M	17.031M	16.38M	16.852M
5785MHz	Pass	500k	16.35M	17.031M	16.38M	16.852M
5825MHz	Pass	500k	16.32M	17.031M	16.32M	16.852M
802.11ax HEW20_Nss1,(MCS0)_2TX	-	-	-	-	-	-
5180MHz	Pass	Inf	21.72M	19.1M	21.6M	19.16M
5200MHz	Pass	Inf	22.83M	19.13M	21.9M	19.19M
5240MHz	Pass	Inf	21.54M	19.1M	21.45M	19.13M
5260MHz	Pass	Inf	23.16M	19.1M	21.54M	19.19M
5300MHz	Pass	Inf	22.5M	19.13M	21.48M	19.19M
5320MHz	Pass	Inf	21.63M	19.07M	21.66M	19.16M
5500MHz	Pass	Inf	21.66M	19.04M	21.72M	19.13M
5580MHz	Pass	Inf	21.69M	19.07M	21.57M	19.16M
5700MHz	Pass	Inf	21.66M	19.04M	21.51M	19.13M
5720MHz Straddle 5.47-5.725GHz	Pass	Inf	15.81M	14.573M	15.81M	14.573M
5720MHz Straddle 5.725-5.85GHz	Pass	500k	4.46M	4.678M	4.44M	4.738M
5745MHz	Pass	500k	18.96M	19.07M	18.96M	19.13M
5785MHz	Pass	500k	18.93M	19.07M	18.9M	19.1M
5825MHz	Pass	500k	18.96M	19.07M	18.87M	19.16M
802.11ax HEW40_Nss1,(MCS0)_2TX	-	-	-	-	-	-
5190MHz	Pass	Inf	40.08M	37.661M	39.84M	37.541M
5230MHz	Pass	Inf	40.02M	37.661M	39.84M	37.601M
5270MHz	Pass	Inf	40.08M	37.721M	39.9M	37.661M
5310MHz	Pass	Inf	40.08M	37.661M	39.9M	37.601M
5510MHz	Pass	Inf	40.02M	37.601M	39.84M	37.601M
5550MHz	Pass	Inf	39.84M	37.661M	39.72M	37.661M
5670MHz	Pass	Inf	40.08M	37.601M	39.84M	37.601M
5710MHz Straddle 5.47-5.725GHz	Pass	Inf	34.965M	33.653M	35.14M	33.618M
5710MHz Straddle 5.725-5.85GHz	Pass	500k	3.74M	4.058M	3.64M	4.058M
5755MHz	Pass	500k	37.56M	37.601M	37.26M	37.601M
5795MHz	Pass	500k	37.56M	37.601M	37.44M	37.601M
802.11ax HEW80_Nss1,(MCS0)_2TX	-	-	-	-	-	-
5210MHz	Pass	Inf	82.2M	77.361M	81.84M	77.361M
5290MHz	Pass	Inf	82.08M	77.481M	81.48M	77.481M
5530MHz	Pass	Inf	82.32M	77.481M	81.6M	77.481M
5610MHz	Pass	Inf	82.32M	77.601M	81.12M	77.481M
5690MHz Straddle 5.47-5.725GHz	Pass	Inf	75.9M	73.388M	75.825M	73.388M
5690MHz Straddle 5.725-5.85GHz	Pass	500k	3.74M	4.298M	3.26M	4.138M
5775MHz	Pass	500k	76.68M	77.601M	75.84M	77.481M

Port X-N dB = Port X 6dB down bandwidth for 5.725-5.85GHz band / 26dB down bandwidth for other band
 Port X-OBW = Port X 99% occupied bandwidth

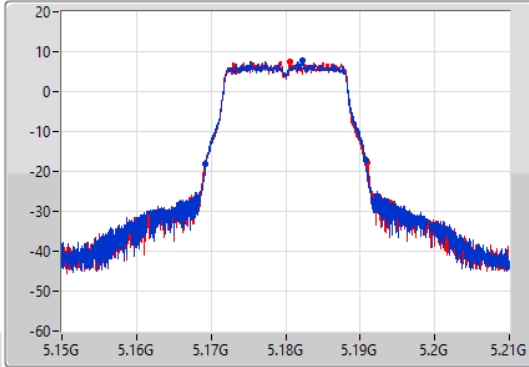
802.11a_Nss1,(6Mbps)_2TX

EBW

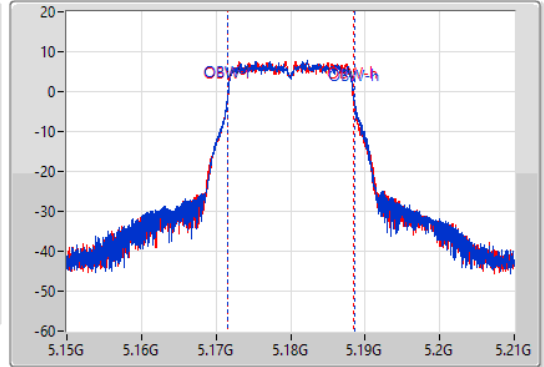
5180MHz

28/08/2021

CF: 5.18GHz
 Span: 60MHz
 RBW: 300kHz
 VBW: 1MHz
 Sweep Time: 100ms
 Detector Type: Peak



CF: 5.18GHz
 Span: 60MHz
 RBW: 300kHz
 VBW: 1MHz
 Sweep Time: 100ms
 Detector Type: Peak



26dB(Hz)	Fl-26dB(Hz)	Fh-26dB(Hz)	OBW(Hz)	Fl-OBW(Hz)	Fh-OBW(Hz)	Limit(Hz)	Port
21.45M	5.16926G	5.19071G	17.061M	5.171514G	5.188576G	Inf	1
21.84M	5.16914G	5.19098G	16.852M	5.171574G	5.188426G	Inf	2

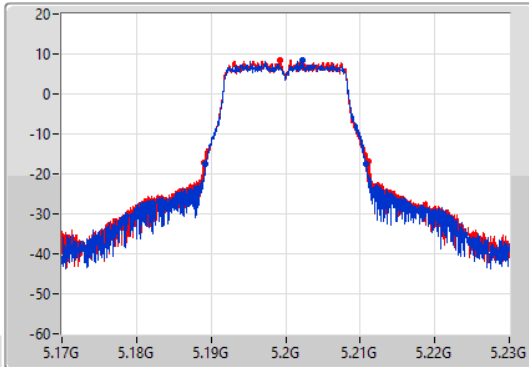
802.11a_Nss1,(6Mbps)_2TX

EBW

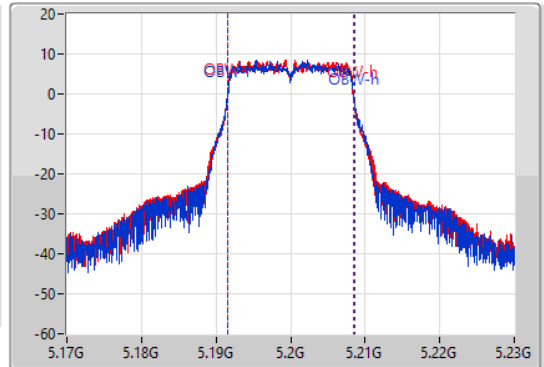
5200MHz

28/08/2021

CF: 5.2GHz
 Span: 60MHz
 RBW: 300kHz
 VBW: 1MHz
 Sweep Time: 100ms
 Detector Type: Peak



CF: 5.2GHz
 Span: 60MHz
 RBW: 300kHz
 VBW: 1MHz
 Sweep Time: 100ms
 Detector Type: Peak



26dB(Hz)	Fl-26dB(Hz)	Fh-26dB(Hz)	OBW(Hz)	Fl-OBW(Hz)	Fh-OBW(Hz)	Limit(Hz)	Port
21.54M	5.18923G	5.21077G	17.061M	5.191514G	5.208576G	Inf	1
22.11M	5.18902G	5.21113G	16.882M	5.191544G	5.208426G	Inf	2

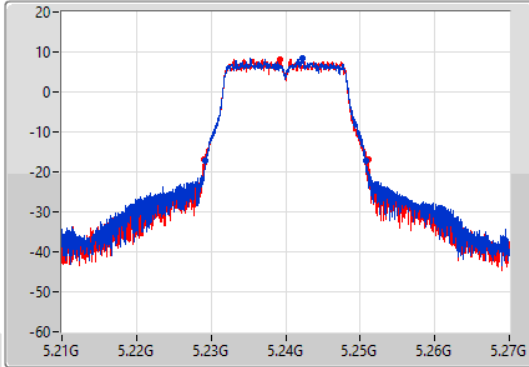
802.11a_Nss1,(6Mbps)_2TX

EBW

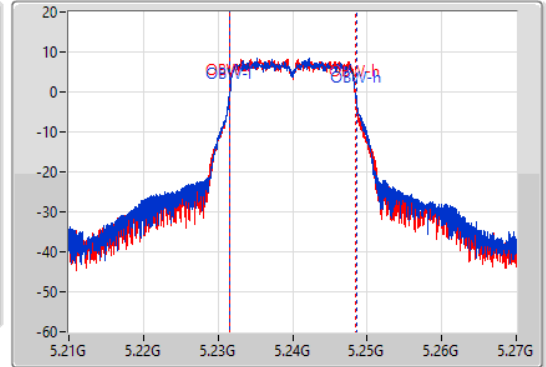
5240MHz

28/08/2021

CF
5.24GHz
Span
60MHz
RBW
300kHz
VBW
1MHz
Sweep Time
100ms
Detector Type
Peak



CF
5.24GHz
Span
60MHz
RBW
300kHz
VBW
1MHz
Sweep Time
100ms
Detector Type
Peak



26dB(Hz)	Fl-26dB(Hz)	Fh-26dB(Hz)	OBW(Hz)	Fl-OBW(Hz)	Fh-OBW(Hz)	Limit(Hz)	Port
21.48M	5.22929G	5.25077G	17.091M	5.231484G	5.248576G	Inf	1
21.96M	5.22908G	5.25104G	16.882M	5.231514G	5.248396G	Inf	2

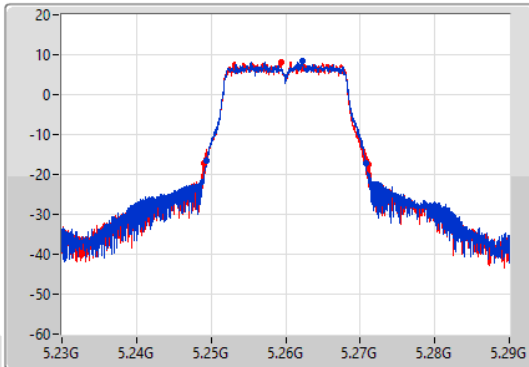
802.11a_Nss1,(6Mbps)_2TX

EBW

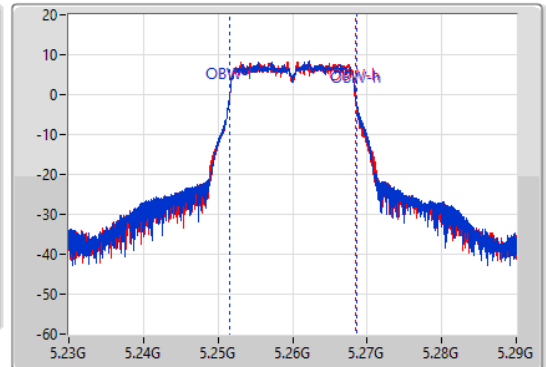
5260MHz

28/08/2021

CF
5.26GHz
Span
60MHz
RBW
300kHz
VBW
1MHz
Sweep Time
100ms
Detector Type
Peak



CF
5.26GHz
Span
60MHz
RBW
300kHz
VBW
1MHz
Sweep Time
100ms
Detector Type
Peak



26dB(Hz)	Fl-26dB(Hz)	Fh-26dB(Hz)	OBW(Hz)	Fl-OBW(Hz)	Fh-OBW(Hz)	Limit(Hz)	Port
21.39M	5.24935G	5.27074G	17.121M	5.251484G	5.268606G	Inf	1
22.14M	5.24902G	5.27116G	16.912M	5.251514G	5.268426G	Inf	2

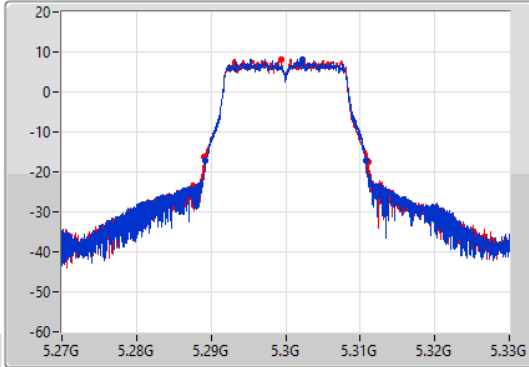
802.11a_Nss1,(6Mbps)_2TX

EBW

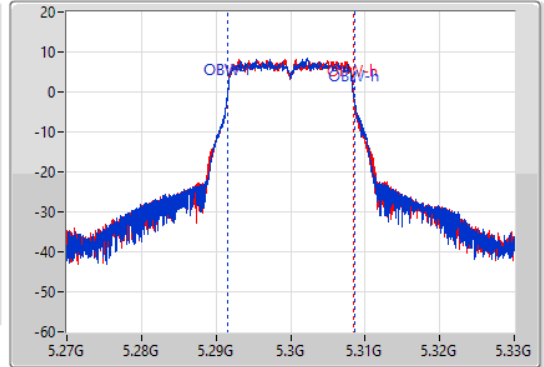
5300MHz

28/08/2021

CF
5.3GHz
Span
60MHz
RBW
300kHz
VBW
1MHz
Sweep Time
100ms
Detector Type
Peak



CF
5.3GHz
Span
60MHz
RBW
300kHz
VBW
1MHz
Sweep Time
100ms
Detector Type
Peak



26dB(Hz)	Fl-26dB(Hz)	Fh-26dB(Hz)	OBW(Hz)	Fl-OBW(Hz)	Fh-OBW(Hz)	Limit(Hz)	Port
21.45M	5.28929G	5.31074G	17.091M	5.291514G	5.308606G	Inf	1
22.02M	5.28911G	5.31113G	16.912M	5.291514G	5.308426G	Inf	2

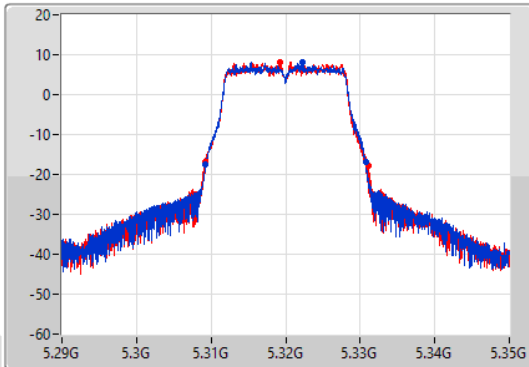
802.11a_Nss1,(6Mbps)_2TX

EBW

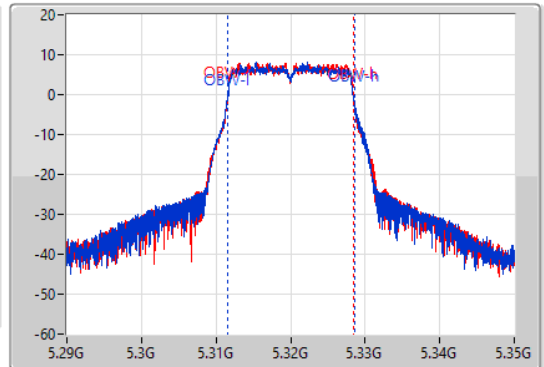
5320MHz

28/08/2021

CF
5.32GHz
Span
60MHz
RBW
300kHz
VBW
1MHz
Sweep Time
100ms
Detector Type
Peak



CF
5.32GHz
Span
60MHz
RBW
300kHz
VBW
1MHz
Sweep Time
100ms
Detector Type
Peak



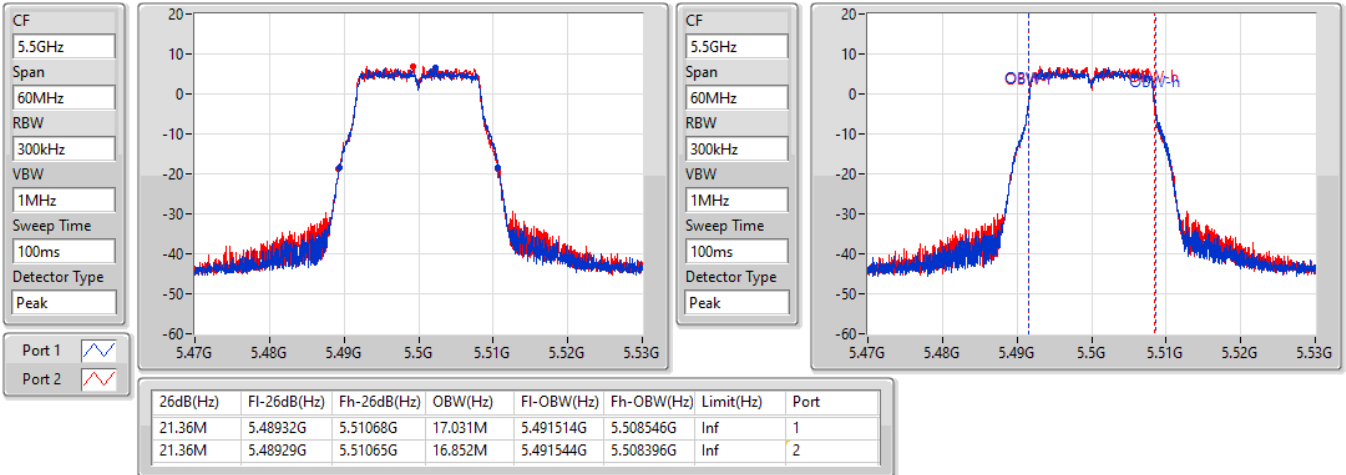
26dB(Hz)	Fl-26dB(Hz)	Fh-26dB(Hz)	OBW(Hz)	Fl-OBW(Hz)	Fh-OBW(Hz)	Limit(Hz)	Port
21.42M	5.30929G	5.33071G	17.061M	5.311484G	5.328546G	Inf	1
21.9M	5.30914G	5.33104G	16.882M	5.311544G	5.328426G	Inf	2

802.11a_Nss1,(6Mbps)_2TX

EBW

5500MHz

28/08/2021

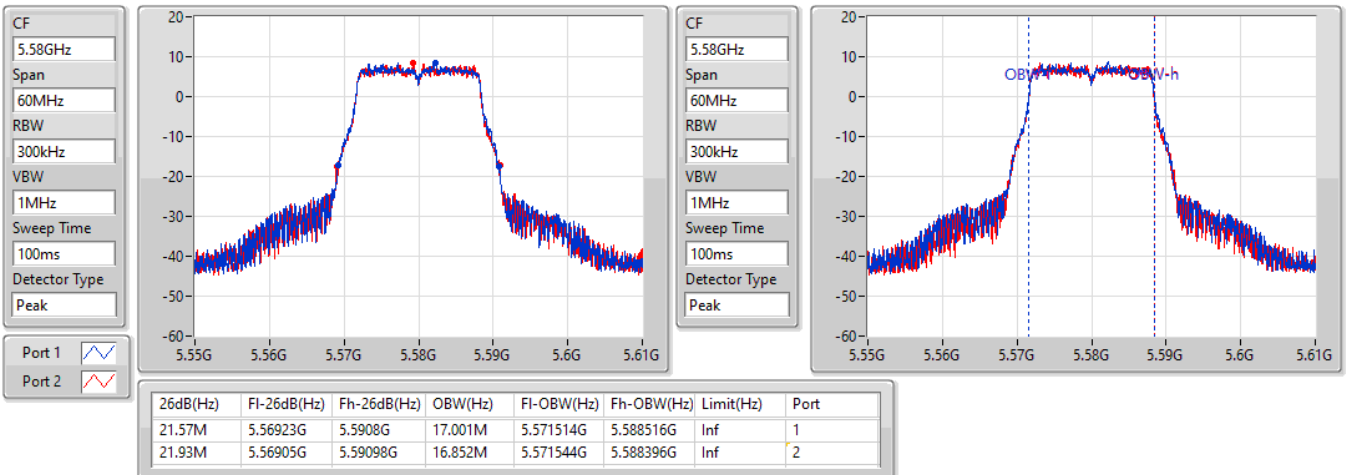


802.11a_Nss1,(6Mbps)_2TX

EBW

5580MHz

28/08/2021

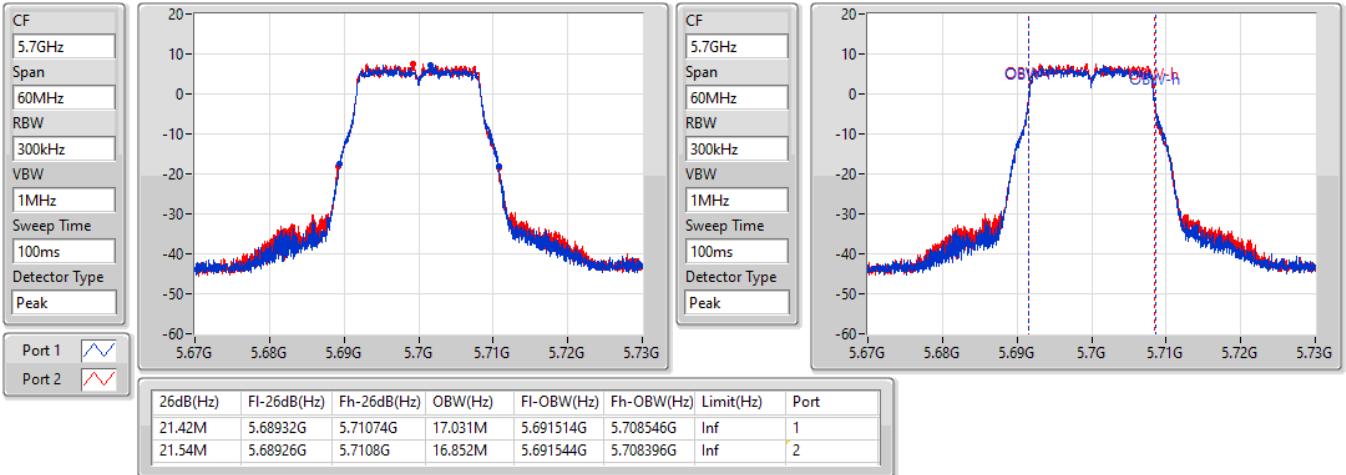


802.11a_Nss1,(6Mbps)_2TX

EBW

5700MHz

28/08/2021

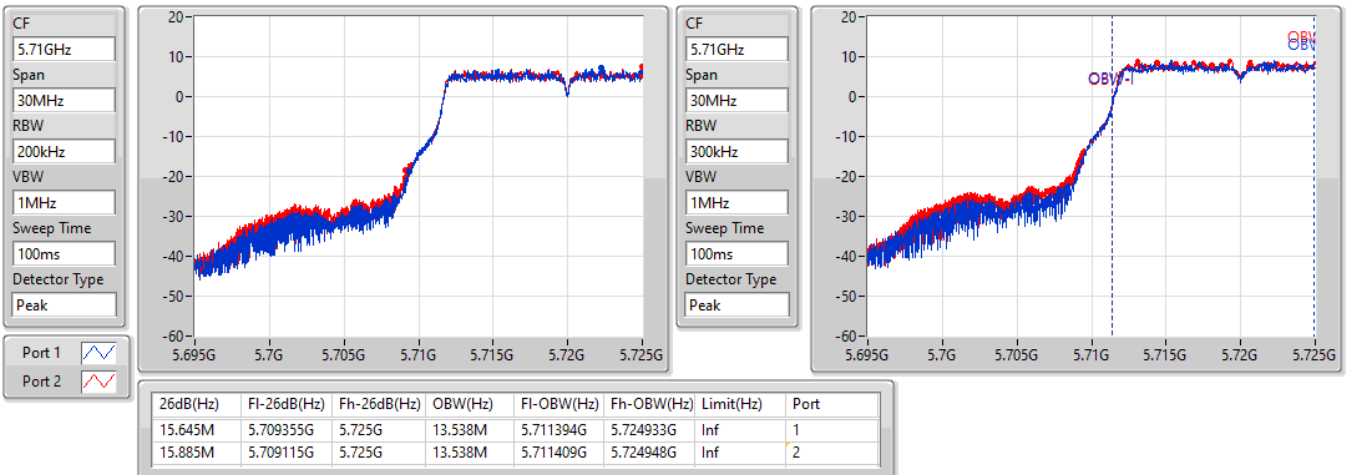


802.11a_Nss1,(6Mbps)_2TX

EBW

5720MHz Straddle 5.47-5.725GHz

28/08/2021

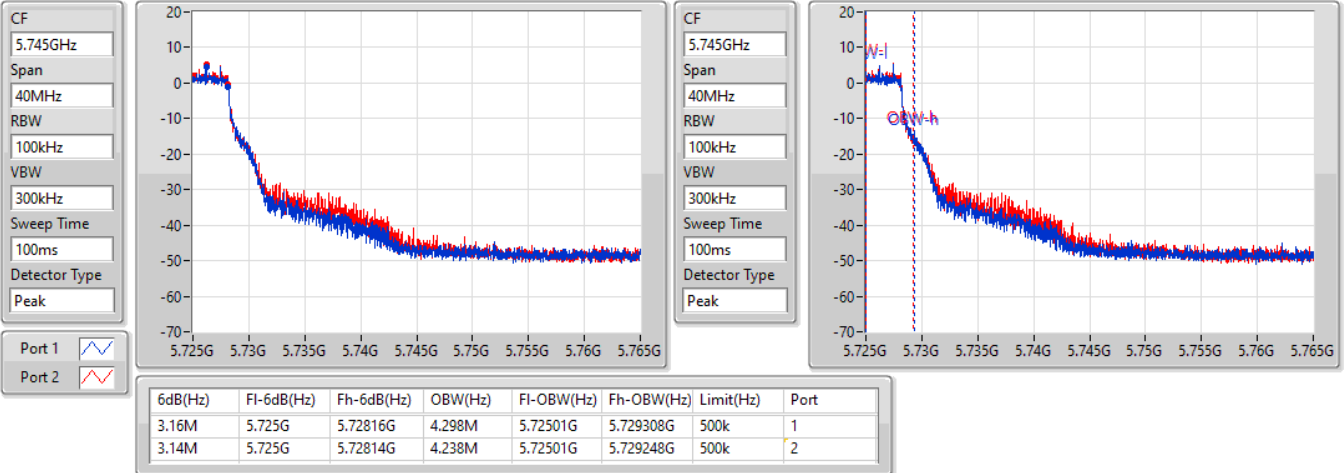


802.11a_Nss1,(6Mbps)_2TX

EBW

5720MHz Straddle 5.725-5.85GHz

28/08/2021

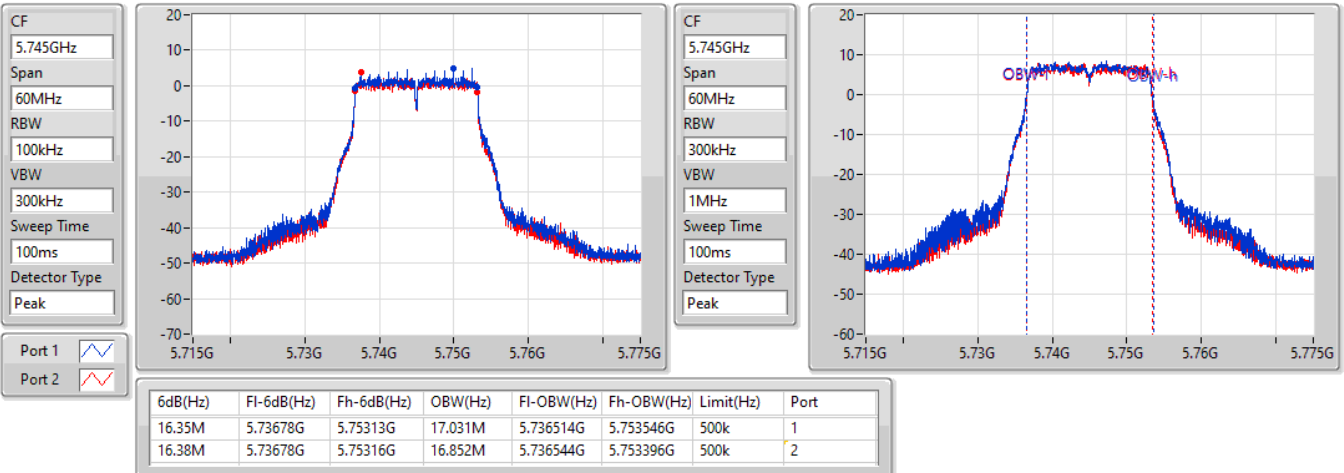


802.11a_Nss1,(6Mbps)_2TX

EBW

5745MHz

28/08/2021



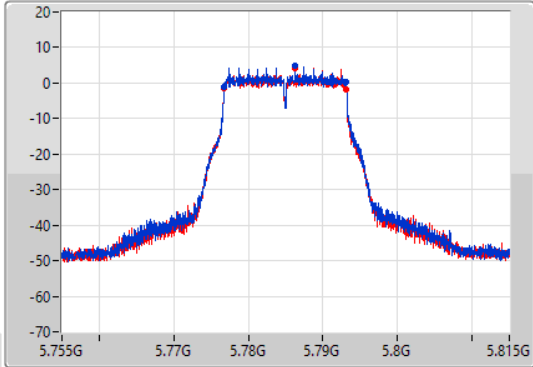
802.11a_Nss1,(6Mbps)_2TX

EBW

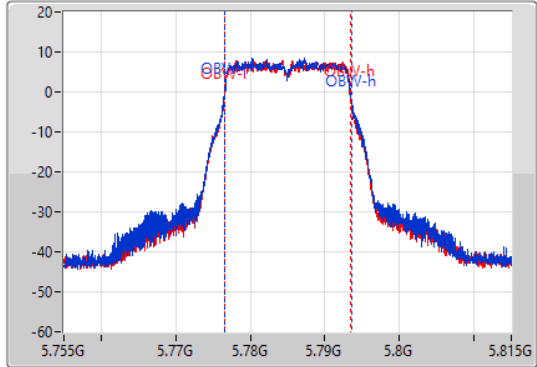
5785MHz

28/08/2021

CF
5.785GHz
Span
60MHz
RBW
100kHz
VBW
300kHz
Sweep Time
100ms
Detector Type
Peak



CF
5.785GHz
Span
60MHz
RBW
300kHz
VBW
1MHz
Sweep Time
100ms
Detector Type
Peak



6dB(Hz)	Fl-6dB(Hz)	Fh-6dB(Hz)	OBW(Hz)	Fl-OBW(Hz)	Fh-OBW(Hz)	Limit(Hz)	Port
16.35M	5.77678G	5.79313G	17.031M	5.776514G	5.793546G	500k	1
16.38M	5.77678G	5.79316G	16.852M	5.776544G	5.793396G	500k	2

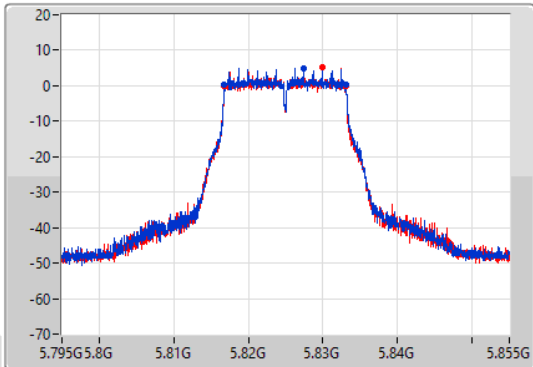
802.11a_Nss1,(6Mbps)_2TX

EBW

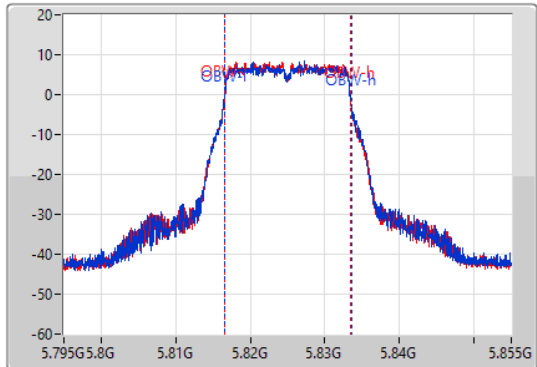
5825MHz

28/08/2021

CF
5.825GHz
Span
60MHz
RBW
100kHz
VBW
300kHz
Sweep Time
100ms
Detector Type
Peak



CF
5.825GHz
Span
60MHz
RBW
300kHz
VBW
1MHz
Sweep Time
100ms
Detector Type
Peak



6dB(Hz)	Fl-6dB(Hz)	Fh-6dB(Hz)	OBW(Hz)	Fl-OBW(Hz)	Fh-OBW(Hz)	Limit(Hz)	Port
16.32M	5.81681G	5.83313G	17.031M	5.816514G	5.833546G	500k	1
16.32M	5.81681G	5.83313G	16.852M	5.816544G	5.833396G	500k	2

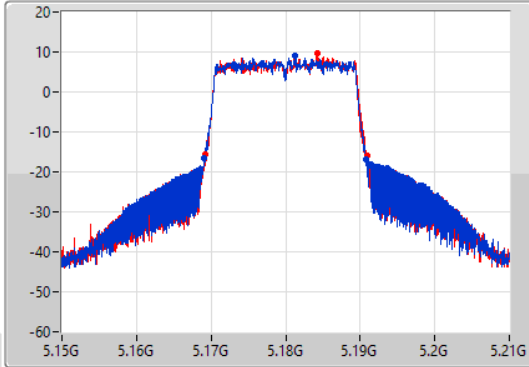
802.11ax HEW20_Nss1,(MCS0)_2TX

EBW

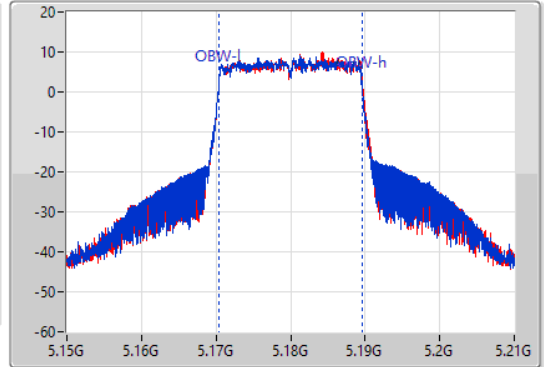
5180MHz

28/08/2021

CF
5.18GHz
Span
60MHz
RBW
300kHz
VBW
1MHz
Sweep Time
100ms
Detector Type
Peak



CF
5.18GHz
Span
60MHz
RBW
300kHz
VBW
1MHz
Sweep Time
100ms
Detector Type
Peak



26dB(Hz)	Fl-26dB(Hz)	Fh-26dB(Hz)	OBW(Hz)	Fl-OBW(Hz)	Fh-OBW(Hz)	Limit(Hz)	Port
21.72M	5.16911G	5.19083G	19.1M	5.170435G	5.189535G	Inf	1
21.6M	5.16929G	5.19089G	19.16M	5.170435G	5.189595G	Inf	2

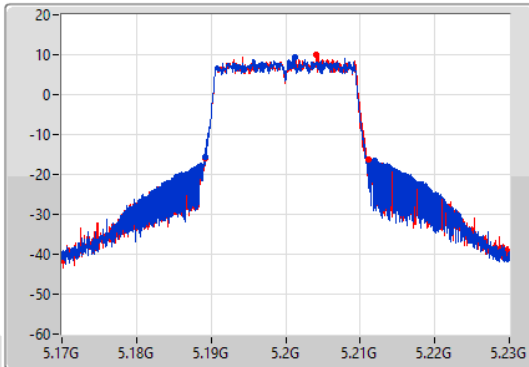
802.11ax HEW20_Nss1,(MCS0)_2TX

EBW

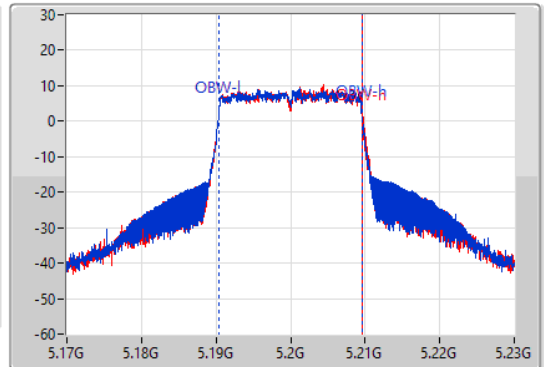
5200MHz

28/08/2021

CF
5.2GHz
Span
60MHz
RBW
300kHz
VBW
1MHz
Sweep Time
100ms
Detector Type
Peak



CF
5.2GHz
Span
60MHz
RBW
300kHz
VBW
1MHz
Sweep Time
100ms
Detector Type
Peak



26dB(Hz)	Fl-26dB(Hz)	Fh-26dB(Hz)	OBW(Hz)	Fl-OBW(Hz)	Fh-OBW(Hz)	Limit(Hz)	Port
22.83M	5.18914G	5.21197G	19.13M	5.190405G	5.209535G	Inf	1
21.9M	5.18923G	5.21113G	19.19M	5.190405G	5.209595G	Inf	2

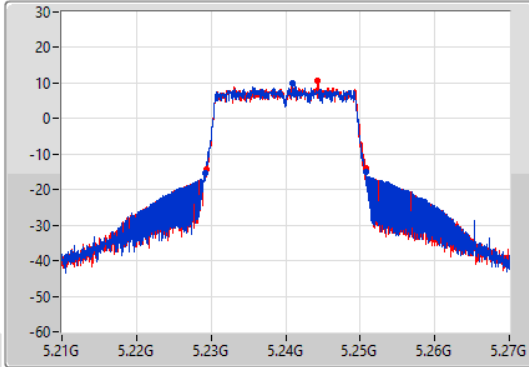
802.11ax HEW20_Nss1,(MCS0)_2TX

EBW

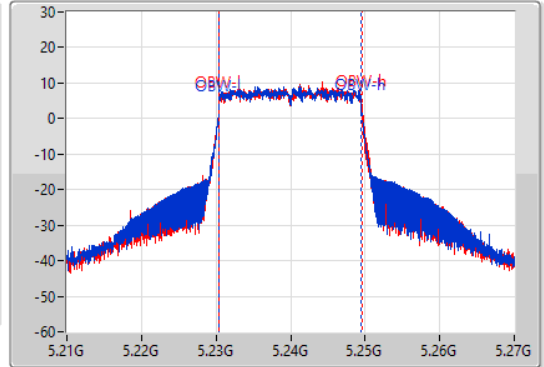
5240MHz

28/08/2021

CF
5.24GHz
Span
60MHz
RBW
300kHz
VBW
1MHz
Sweep Time
100ms
Detector Type
Peak



CF
5.24GHz
Span
60MHz
RBW
300kHz
VBW
1MHz
Sweep Time
100ms
Detector Type
Peak



26dB(Hz)	Fl-26dB(Hz)	Fh-26dB(Hz)	OBW(Hz)	Fl-OBW(Hz)	Fh-OBW(Hz)	Limit(Hz)	Port
21.54M	5.22917G	5.25071G	19.1M	5.230405G	5.249505G	Inf	1
21.45M	5.22932G	5.25077G	19.13M	5.230435G	5.249565G	Inf	2

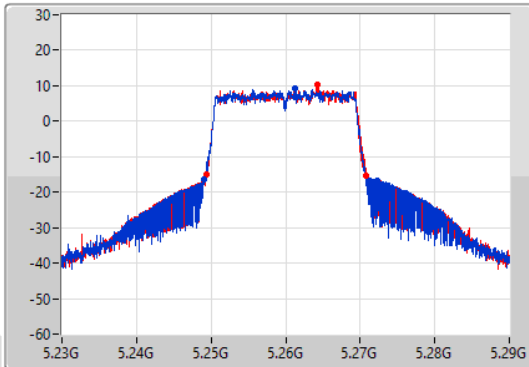
802.11ax HEW20_Nss1,(MCS0)_2TX

EBW

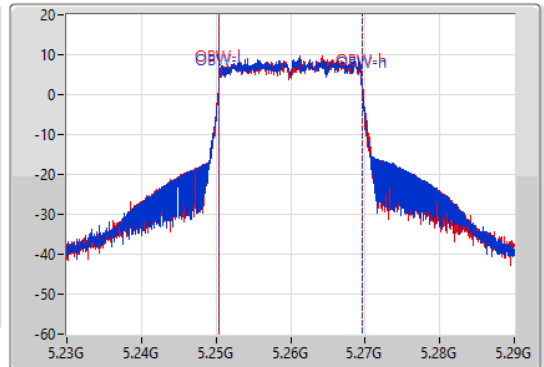
5260MHz

28/08/2021

CF
5.26GHz
Span
60MHz
RBW
300kHz
VBW
1MHz
Sweep Time
100ms
Detector Type
Peak



CF
5.26GHz
Span
60MHz
RBW
300kHz
VBW
1MHz
Sweep Time
100ms
Detector Type
Peak



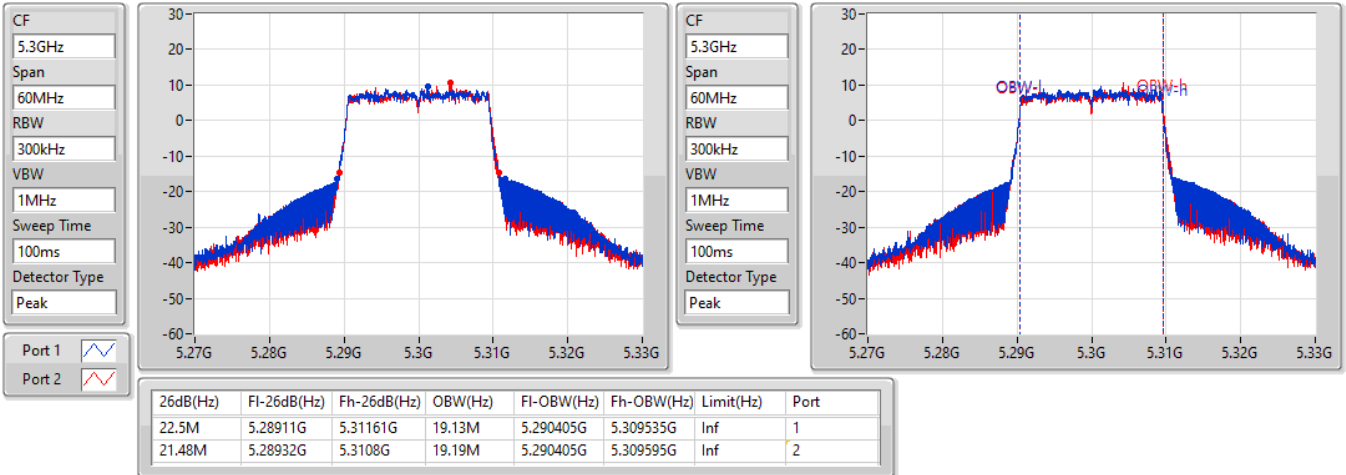
26dB(Hz)	Fl-26dB(Hz)	Fh-26dB(Hz)	OBW(Hz)	Fl-OBW(Hz)	Fh-OBW(Hz)	Limit(Hz)	Port
23.16M	5.24911G	5.27227G	19.1M	5.250435G	5.269535G	Inf	1
21.54M	5.24932G	5.27086G	19.19M	5.250435G	5.269625G	Inf	2

802.11ax HEW20_Nss1,(MCS0)_2TX

EBW

5300MHz

28/08/2021

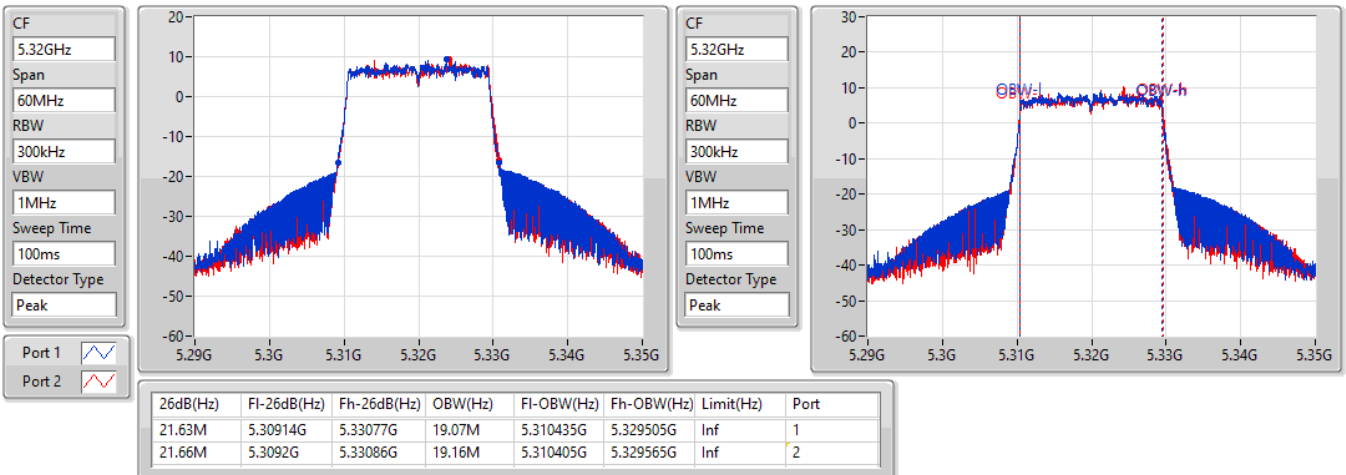


802.11ax HEW20_Nss1,(MCS0)_2TX

EBW

5320MHz

28/08/2021

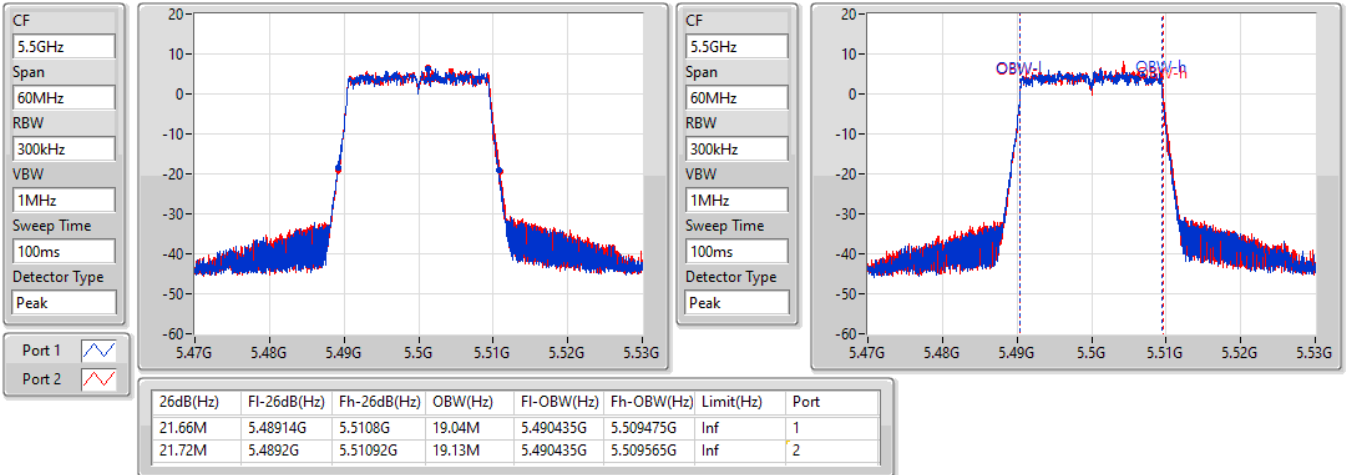


802.11ax HEW20_Nss1,(MCS0)_2TX

EBW

5500MHz

28/08/2021

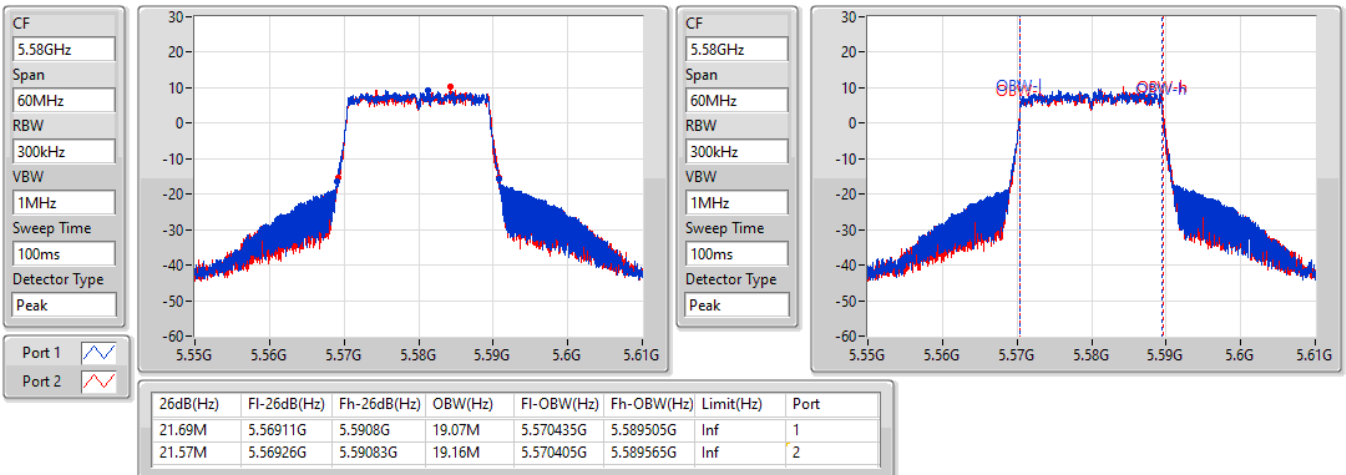


802.11ax HEW20_Nss1,(MCS0)_2TX

EBW

5580MHz

28/08/2021



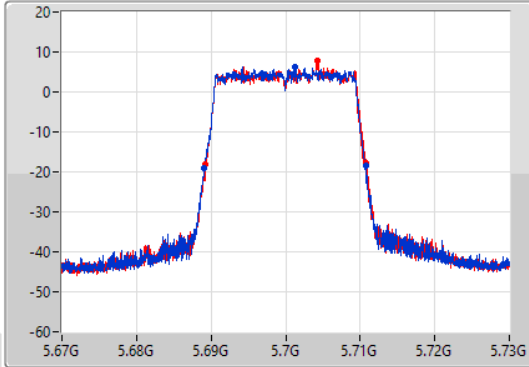
802.11ax HEW20_Nss1,(MCS0)_2TX

EBW

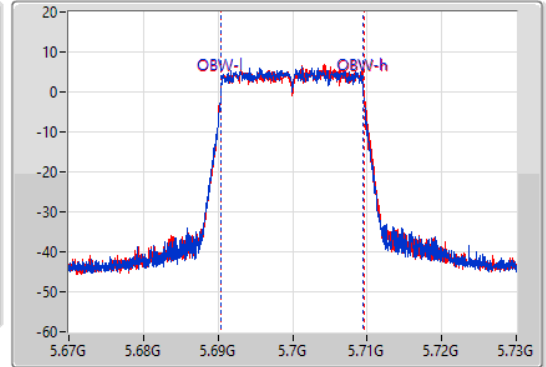
5700MHz

28/08/2021

CF
5.7GHz
Span
60MHz
RBW
300kHz
VBW
1MHz
Sweep Time
100ms
Detector Type
Peak



CF
5.7GHz
Span
60MHz
RBW
300kHz
VBW
1MHz
Sweep Time
100ms
Detector Type
Peak



26dB(Hz)	Fl-26dB(Hz)	Fh-26dB(Hz)	OBW(Hz)	Fl-OBW(Hz)	Fh-OBW(Hz)	Limit(Hz)	Port
21.66M	5.68911G	5.71077G	19.04M	5.690435G	5.709475G	Inf	1
21.51M	5.68929G	5.7108G	19.13M	5.690435G	5.709565G	Inf	2

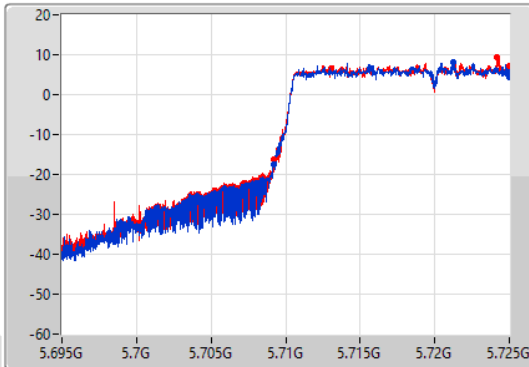
802.11ax HEW20_Nss1,(MCS0)_2TX

EBW

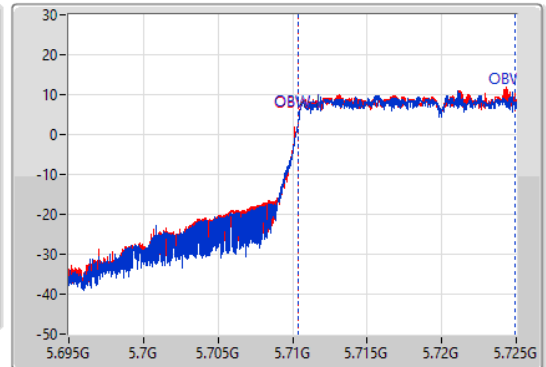
5720MHz Straddle 5.47-5.725GHz

28/08/2021

CF
5.71GHz
Span
30MHz
RBW
200kHz
VBW
1MHz
Sweep Time
100ms
Detector Type
Peak



CF
5.71GHz
Span
30MHz
RBW
200kHz
VBW
1MHz
Sweep Time
100ms
Detector Type
Peak



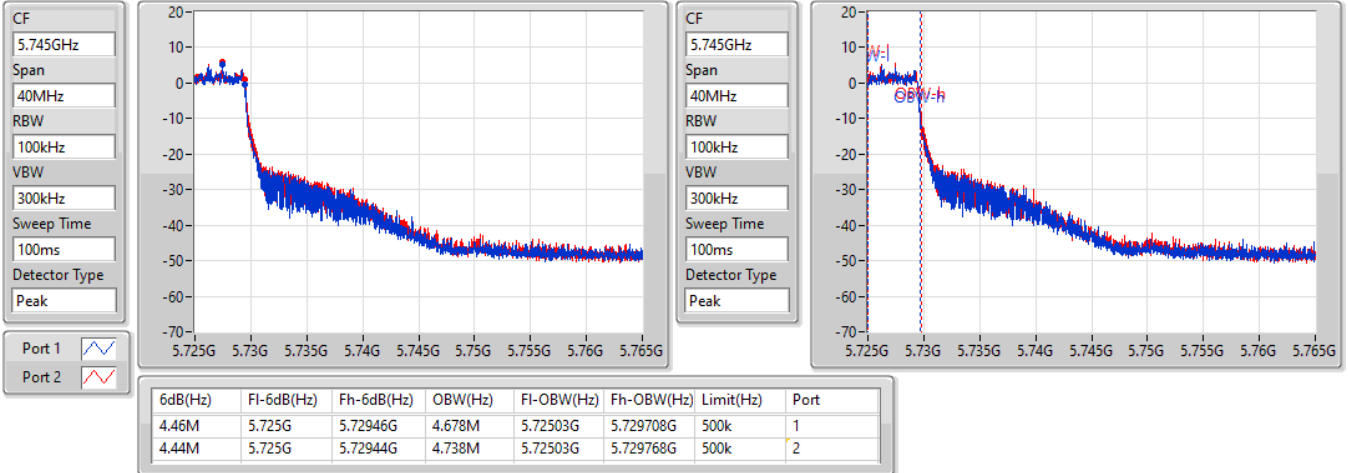
26dB(Hz)	Fl-26dB(Hz)	Fh-26dB(Hz)	OBW(Hz)	Fl-OBW(Hz)	Fh-OBW(Hz)	Limit(Hz)	Port
15.81M	5.70919G	5.725G	14.573M	5.710345G	5.724918G	Inf	1
15.81M	5.70919G	5.725G	14.573M	5.710345G	5.724918G	Inf	2

802.11ax HEW20_Nss1,(MCS0)_2TX

EBW

5720MHz Straddle 5.725-5.85GHz

28/08/2021

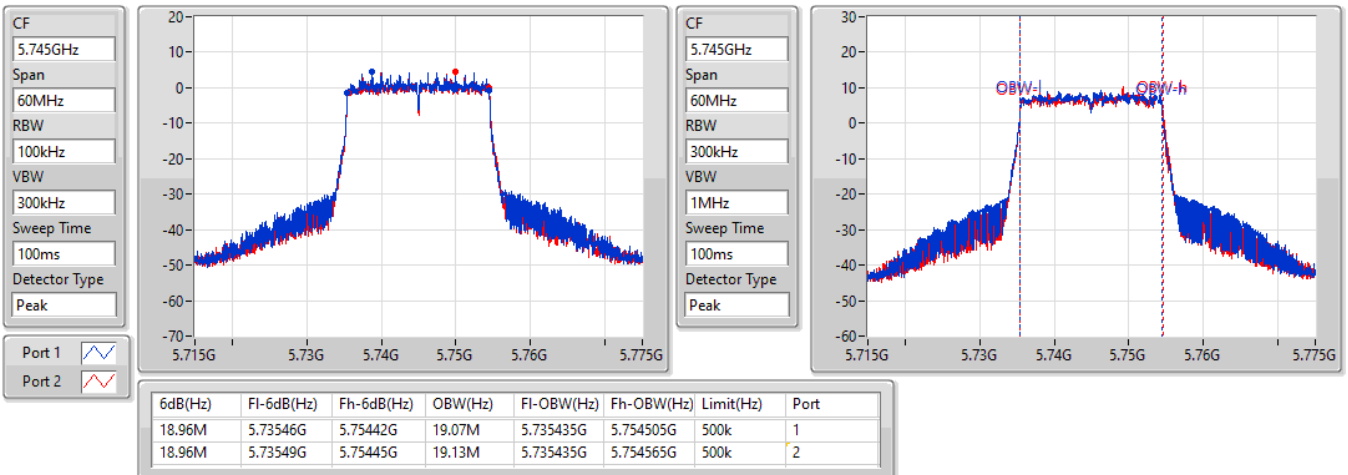


802.11ax HEW20_Nss1,(MCS0)_2TX

EBW

5745MHz

28/08/2021



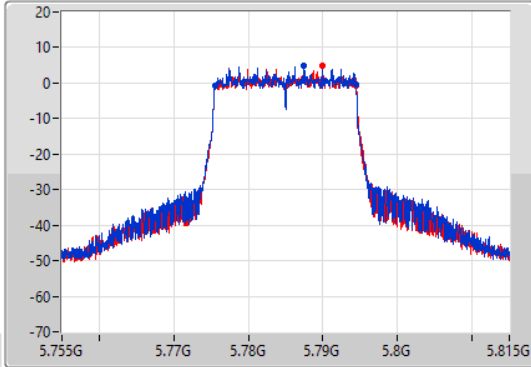
802.11ax HEW20_Nss1,(MCS0)_2TX

EBW

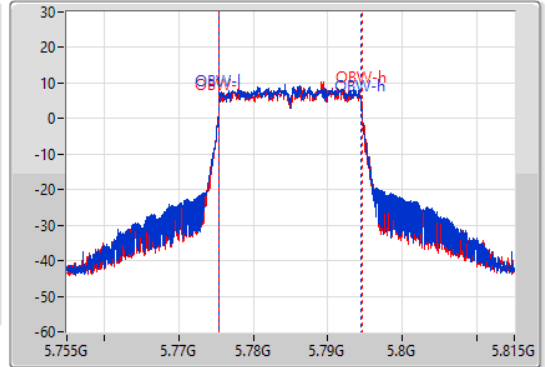
5785MHz

28/08/2021

CF
5.785GHz
Span
60MHz
RBW
100kHz
VBW
300kHz
Sweep Time
100ms
Detector Type
Peak



CF
5.785GHz
Span
60MHz
RBW
300kHz
VBW
1MHz
Sweep Time
100ms
Detector Type
Peak



6dB(Hz)	Fl-6dB(Hz)	Fh-6dB(Hz)	OBW(Hz)	Fl-OBW(Hz)	Fh-OBW(Hz)	Limit(Hz)	Port
18.93M	5.77549G	5.79442G	19.07M	5.775435G	5.794505G	500k	1
18.9M	5.77555G	5.79445G	19.1M	5.775435G	5.794535G	500k	2

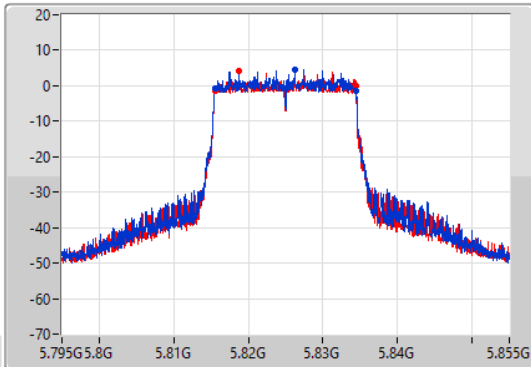
802.11ax HEW20_Nss1,(MCS0)_2TX

EBW

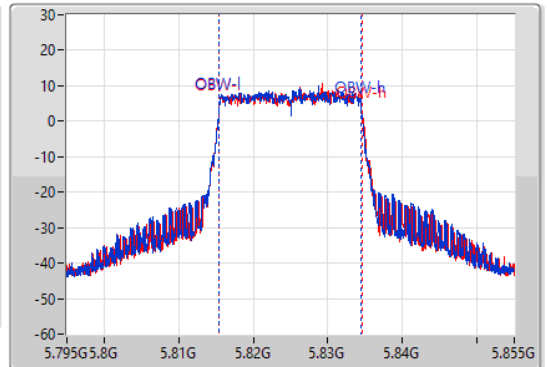
5825MHz

28/08/2021

CF
5.825GHz
Span
60MHz
RBW
100kHz
VBW
300kHz
Sweep Time
100ms
Detector Type
Peak



CF
5.825GHz
Span
60MHz
RBW
300kHz
VBW
1MHz
Sweep Time
100ms
Detector Type
Peak



6dB(Hz)	Fl-6dB(Hz)	Fh-6dB(Hz)	OBW(Hz)	Fl-OBW(Hz)	Fh-OBW(Hz)	Limit(Hz)	Port
18.96M	5.81549G	5.83445G	19.07M	5.815435G	5.834505G	500k	1
18.87M	5.81558G	5.83445G	19.16M	5.815435G	5.834595G	500k	2

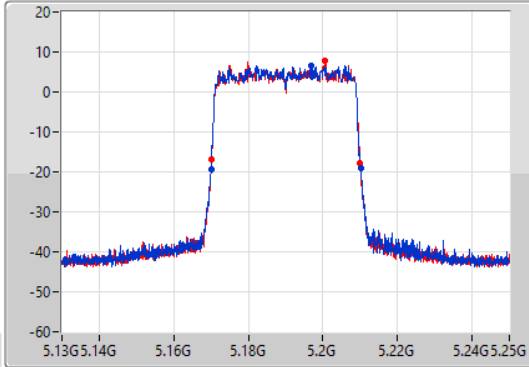
802.11ax HEW40_Nss1,(MCS0)_2TX

EBW

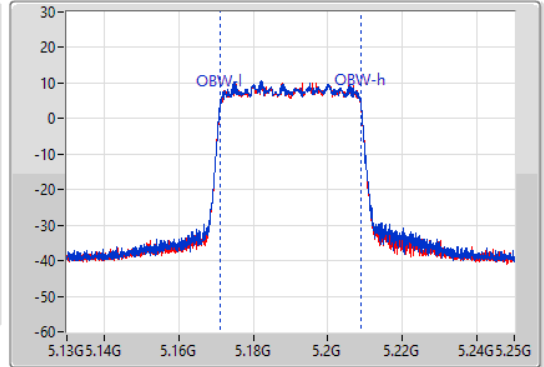
5190MHz

28/08/2021

CF
5.19GHz
Span
120MHz
RBW
500kHz
VBW
2MHz
Sweep Time
100ms
Detector Type
Peak



CF
5.19GHz
Span
120MHz
RBW
1MHz
VBW
3MHz
Sweep Time
100ms
Detector Type
Peak



26dB(Hz)	Fl-26dB(Hz)	Fh-26dB(Hz)	OBW(Hz)	Fl-OBW(Hz)	Fh-OBW(Hz)	Limit(Hz)	Port
40.08M	5.17002G	5.2101G	37.661M	5.171169G	5.208831G	Inf	1
39.84M	5.17014G	5.20998G	37.541M	5.171229G	5.208771G	Inf	2

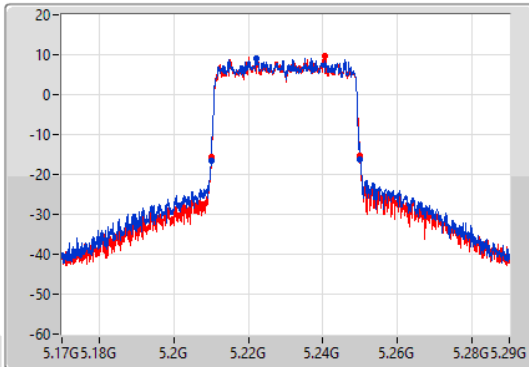
802.11ax HEW40_Nss1,(MCS0)_2TX

EBW

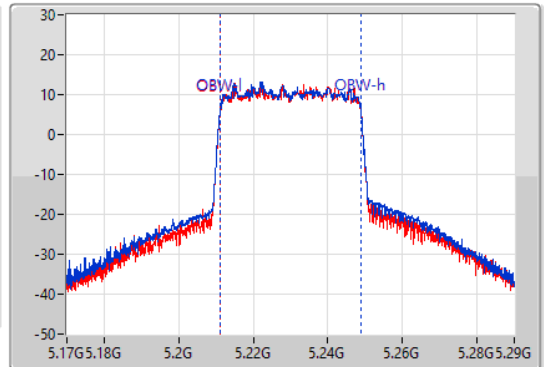
5230MHz

28/08/2021

CF
5.23GHz
Span
120MHz
RBW
500kHz
VBW
2MHz
Sweep Time
100ms
Detector Type
Peak



CF
5.23GHz
Span
120MHz
RBW
1MHz
VBW
3MHz
Sweep Time
100ms
Detector Type
Peak



26dB(Hz)	Fl-26dB(Hz)	Fh-26dB(Hz)	OBW(Hz)	Fl-OBW(Hz)	Fh-OBW(Hz)	Limit(Hz)	Port
40.02M	5.21002G	5.25004G	37.661M	5.211169G	5.248831G	Inf	1
39.84M	5.21008G	5.24992G	37.601M	5.211169G	5.248771G	Inf	2

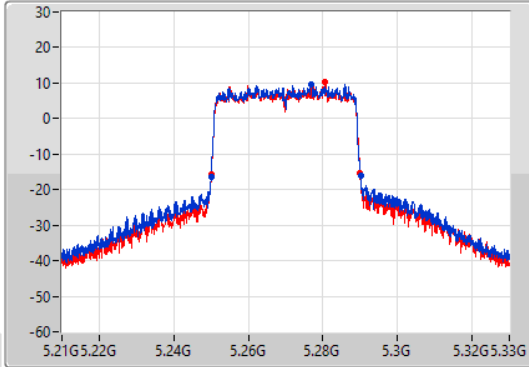
802.11ax HEW40_Nss1,(MCS0)_2TX

EBW

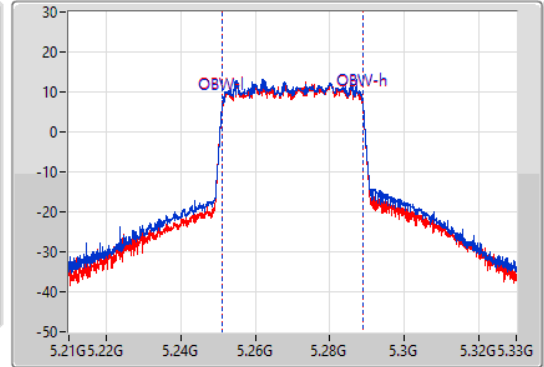
5270MHz

28/08/2021

CF
5.27GHz
Span
120MHz
RBW
500kHz
VBW
2MHz
Sweep Time
100ms
Detector Type
Peak



CF
5.27GHz
Span
120MHz
RBW
1MHz
VBW
3MHz
Sweep Time
100ms
Detector Type
Peak



26dB(Hz)	Fl-26dB(Hz)	Fh-26dB(Hz)	OBW(Hz)	Fl-OBW(Hz)	Fh-OBW(Hz)	Limit(Hz)	Port
40.08M	5.25002G	5.2901G	37.721M	5.251169G	5.288891G	Inf	1
39.9M	5.25008G	5.28998G	37.661M	5.251169G	5.288831G	Inf	2

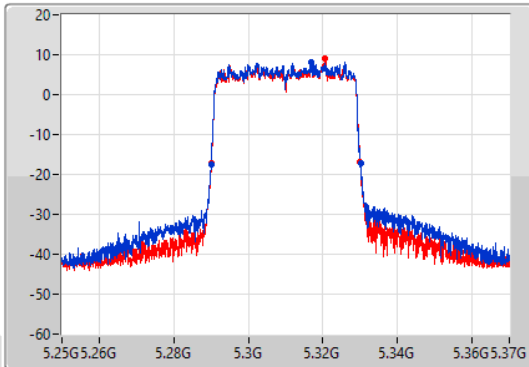
802.11ax HEW40_Nss1,(MCS0)_2TX

EBW

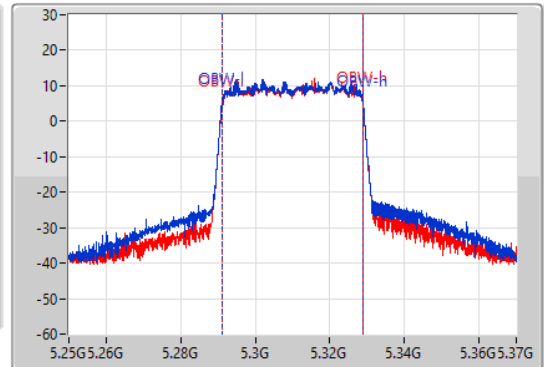
5310MHz

28/08/2021

CF
5.31GHz
Span
120MHz
RBW
500kHz
VBW
2MHz
Sweep Time
100ms
Detector Type
Peak



CF
5.31GHz
Span
120MHz
RBW
1MHz
VBW
3MHz
Sweep Time
100ms
Detector Type
Peak



26dB(Hz)	Fl-26dB(Hz)	Fh-26dB(Hz)	OBW(Hz)	Fl-OBW(Hz)	Fh-OBW(Hz)	Limit(Hz)	Port
40.08M	5.29002G	5.3301G	37.661M	5.291169G	5.328831G	Inf	1
39.9M	5.29008G	5.32998G	37.601M	5.291169G	5.328771G	Inf	2

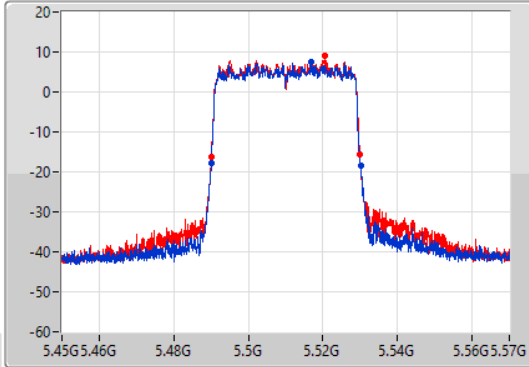
802.11ax HEW40_Nss1,(MCS0)_2TX

EBW

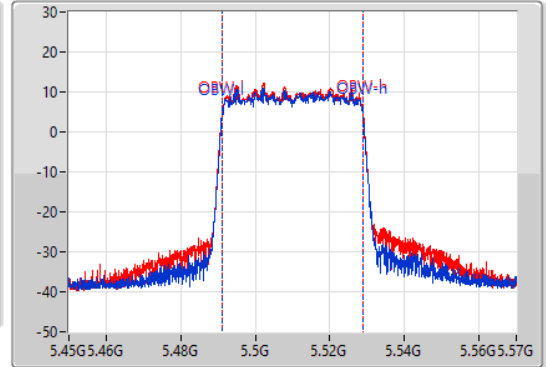
5510MHz

28/08/2021

CF
5.51GHz
Span
120MHz
RBW
500kHz
VBW
2MHz
Sweep Time
100ms
Detector Type
Peak



CF
5.51GHz
Span
120MHz
RBW
1MHz
VBW
3MHz
Sweep Time
100ms
Detector Type
Peak



26dB(Hz)	Fl-26dB(Hz)	Fh-26dB(Hz)	OBW(Hz)	Fl-OBW(Hz)	Fh-OBW(Hz)	Limit(Hz)	Port
40.02M	5.49008G	5.5301G	37.601M	5.491169G	5.528771G	Inf	1
39.84M	5.49008G	5.52992G	37.601M	5.491229G	5.528831G	Inf	2

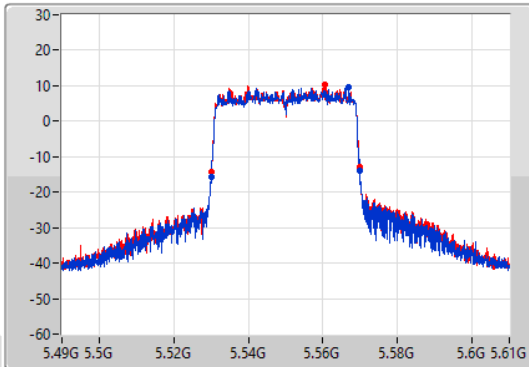
802.11ax HEW40_Nss1,(MCS0)_2TX

EBW

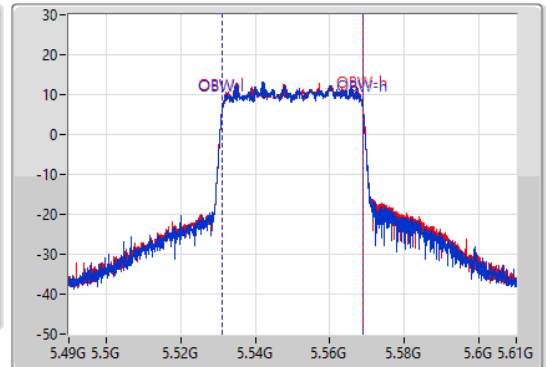
5550MHz

28/08/2021

CF
5.55GHz
Span
120MHz
RBW
500kHz
VBW
2MHz
Sweep Time
100ms
Detector Type
Peak



CF
5.55GHz
Span
120MHz
RBW
1MHz
VBW
3MHz
Sweep Time
100ms
Detector Type
Peak



26dB(Hz)	Fl-26dB(Hz)	Fh-26dB(Hz)	OBW(Hz)	Fl-OBW(Hz)	Fh-OBW(Hz)	Limit(Hz)	Port
39.84M	5.53008G	5.56992G	37.661M	5.531169G	5.568831G	Inf	1
39.72M	5.53014G	5.56986G	37.661M	5.531169G	5.568831G	Inf	2

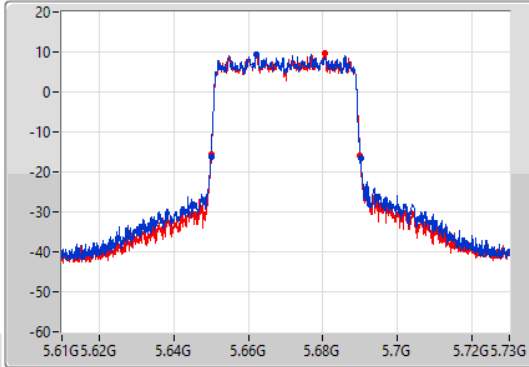
802.11ax HEW40_Nss1,(MCS0)_2TX

EBW

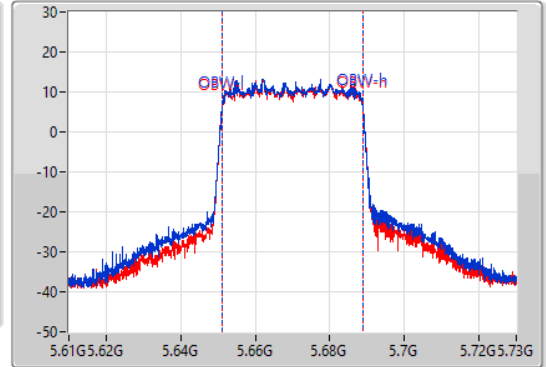
5670MHz

28/08/2021

CF
5.67GHz
Span
120MHz
RBW
500kHz
VBW
2MHz
Sweep Time
100ms
Detector Type
Peak



CF
5.67GHz
Span
120MHz
RBW
1MHz
VBW
3MHz
Sweep Time
100ms
Detector Type
Peak



26dB(Hz)	Fl-26dB(Hz)	Fh-26dB(Hz)	OBW(Hz)	Fl-OBW(Hz)	Fh-OBW(Hz)	Limit(Hz)	Port
40.08M	5.65002G	5.6901G	37.601M	5.651169G	5.688771G	Inf	1
39.84M	5.65008G	5.68992G	37.601M	5.651169G	5.688771G	Inf	2

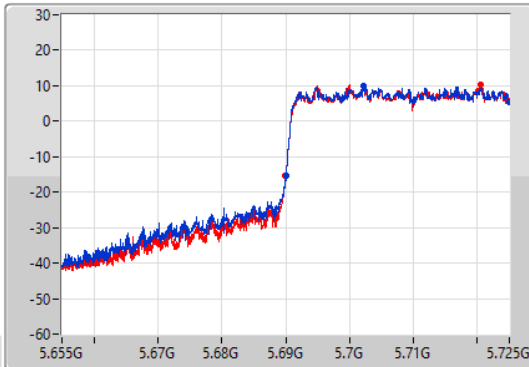
802.11ax HEW40_Nss1,(MCS0)_2TX

EBW

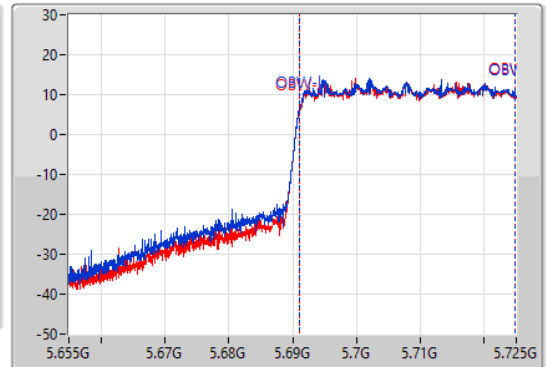
5710MHz Straddle 5.47-5.725GHz

28/08/2021

CF
5.69GHz
Span
70MHz
RBW
500kHz
VBW
2MHz
Sweep Time
100ms
Detector Type
Peak



CF
5.69GHz
Span
70MHz
RBW
1MHz
VBW
3MHz
Sweep Time
100ms
Detector Type
Peak



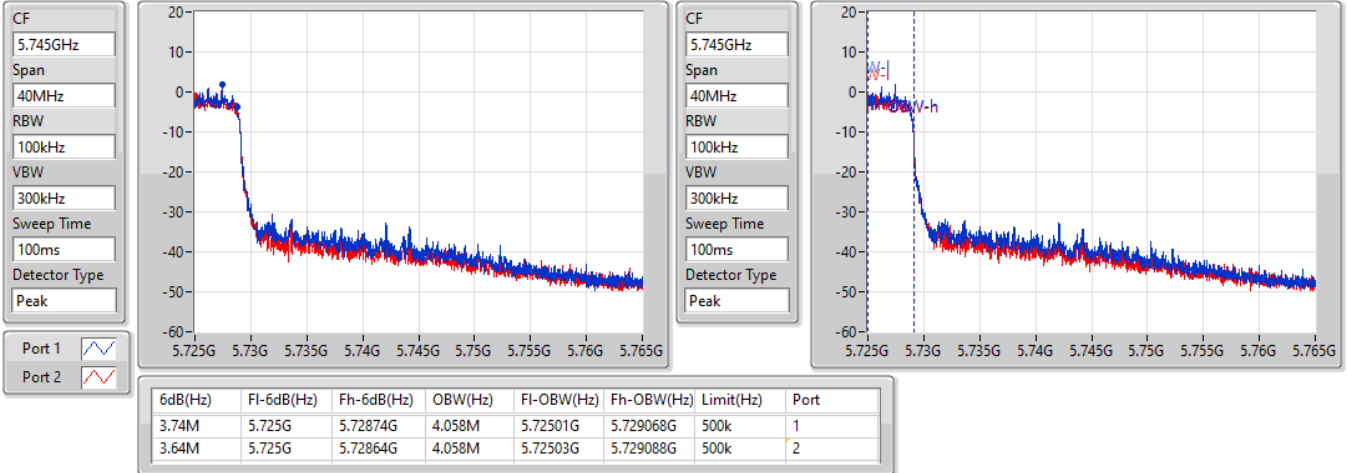
26dB(Hz)	Fl-26dB(Hz)	Fh-26dB(Hz)	OBW(Hz)	Fl-OBW(Hz)	Fh-OBW(Hz)	Limit(Hz)	Port
34.965M	5.690035G	5.725G	33.653M	5.691119G	5.724773G	Inf	1
35.14M	5.68986G	5.725G	33.618M	5.691119G	5.724738G	Inf	2

802.11ax HEW40_Nss1,(MCS0)_2TX

EBW

5710MHz Straddle 5.725-5.85GHz

28/08/2021

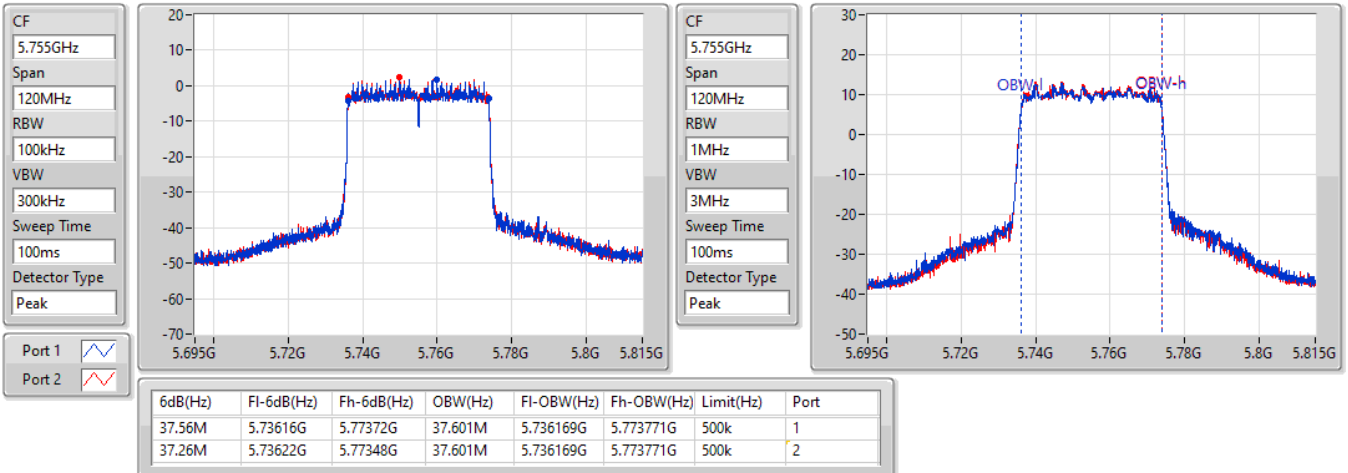


802.11ax HEW40_Nss1,(MCS0)_2TX

EBW

5755MHz

28/08/2021

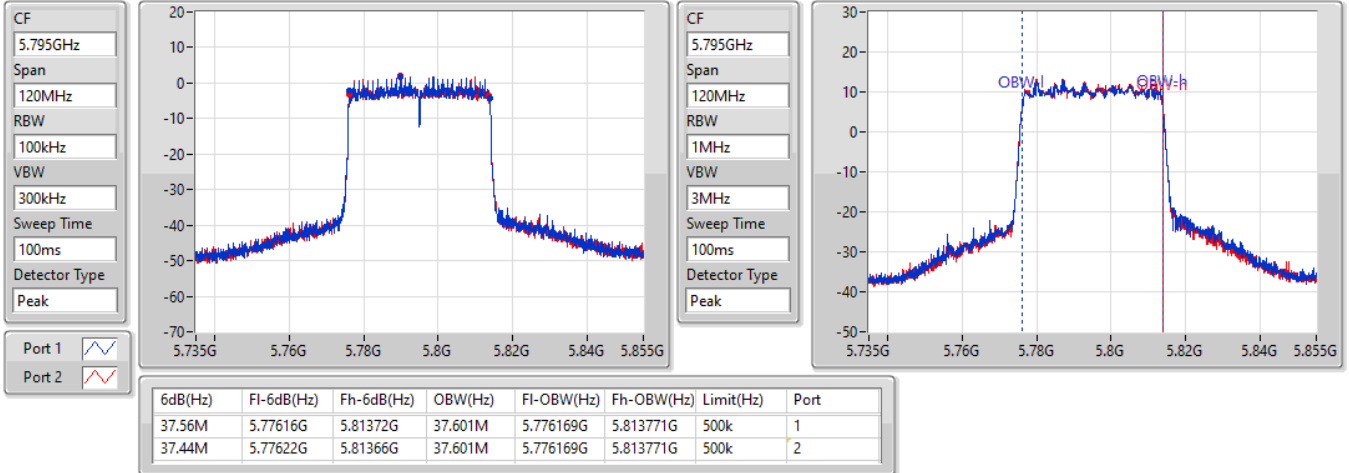


802.11ax HEW40_Nss1,(MCS0)_2TX

EBW

5795MHz

28/08/2021

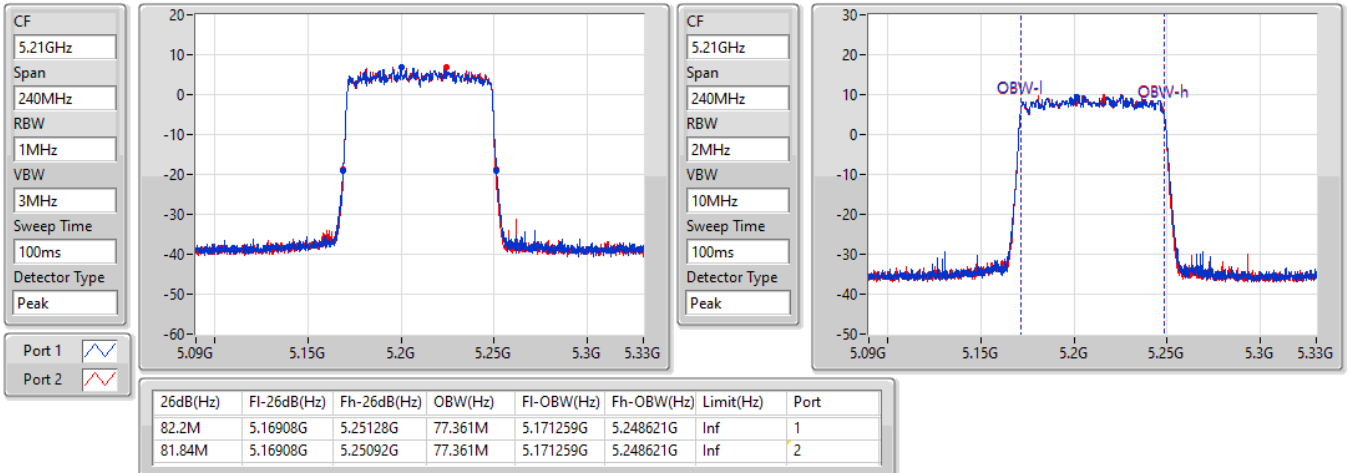


802.11ax HEW80_Nss1,(MCS0)_2TX

EBW

5210MHz

28/08/2021

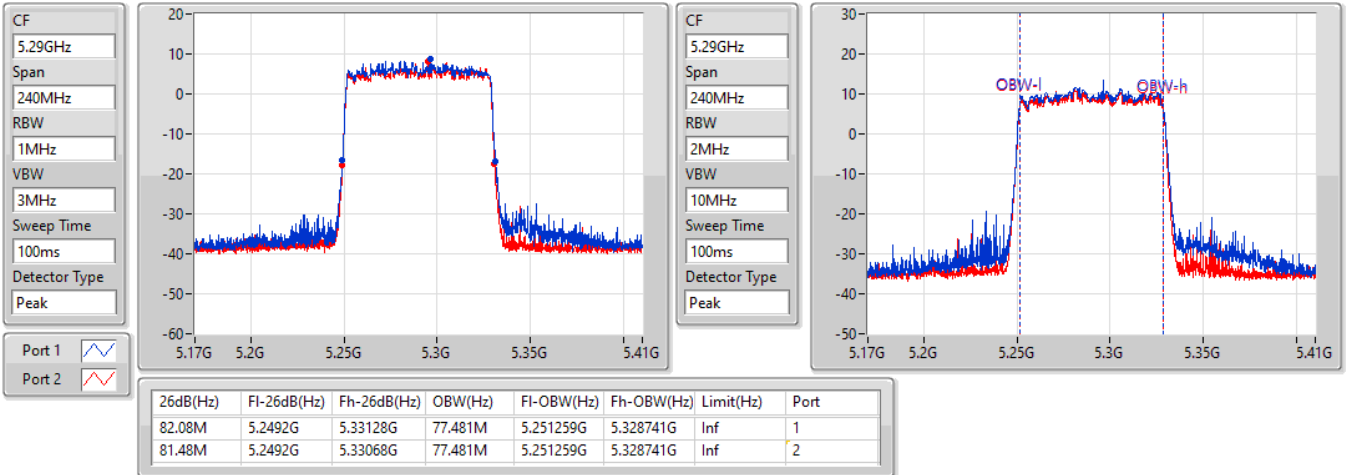


802.11ax HEW80_Nss1,(MCS0)_2TX

EBW

5290MHz

28/08/2021

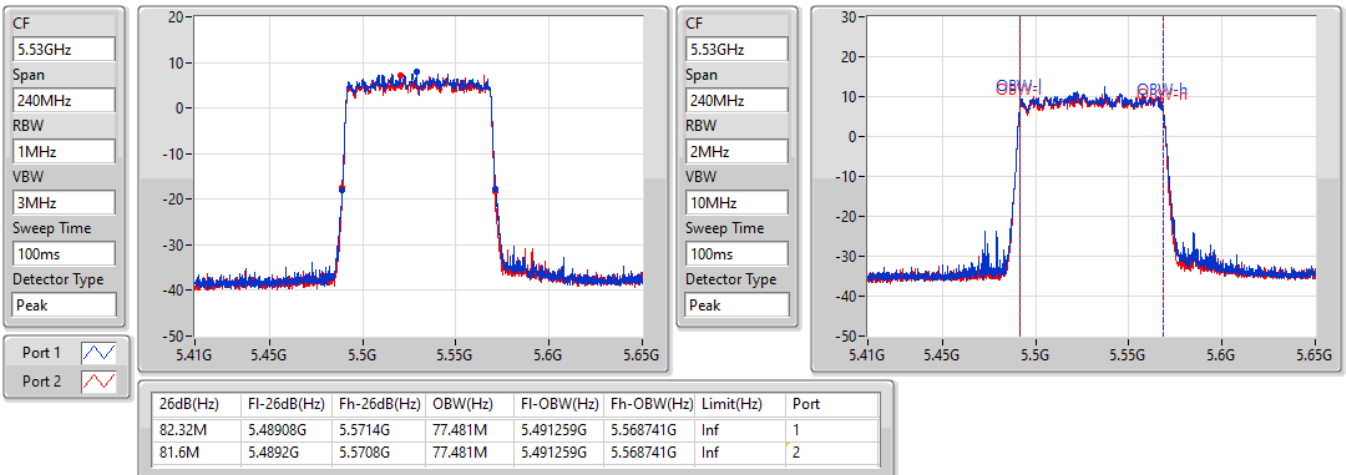


802.11ax HEW80_Nss1,(MCS0)_2TX

EBW

5530MHz

28/08/2021



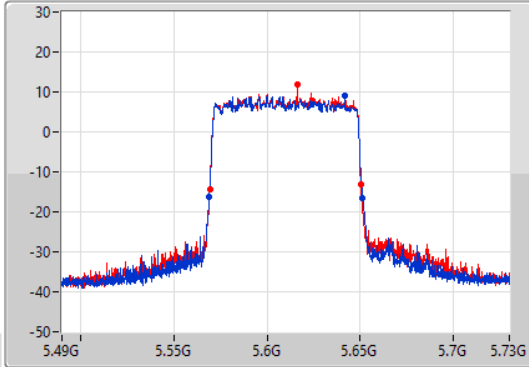
802.11ax HEW80_Nss1,(MCS0)_2TX

EBW

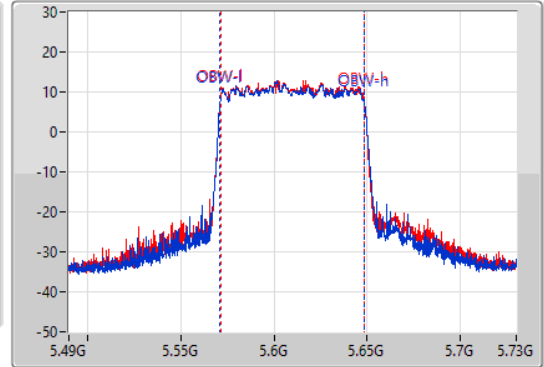
5610MHz

28/08/2021

CF
5.61GHz
Span
240MHz
RBW
1MHz
VBW
3MHz
Sweep Time
100ms
Detector Type
Peak



CF
5.61GHz
Span
240MHz
RBW
2MHz
VBW
10MHz
Sweep Time
100ms
Detector Type
Peak



26dB(Hz)	Fl-26dB(Hz)	Fh-26dB(Hz)	OBW(Hz)	Fl-OBW(Hz)	Fh-OBW(Hz)	Limit(Hz)	Port
82.32M	5.56908G	5.6514G	77.601M	5.571139G	5.648741G	Inf	1
81.12M	5.56932G	5.65044G	77.481M	5.571259G	5.648741G	Inf	2

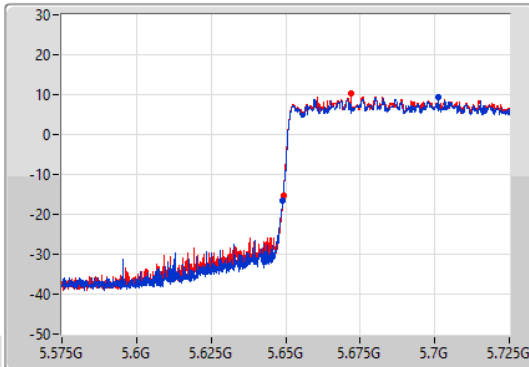
802.11ax HEW80_Nss1,(MCS0)_2TX

EBW

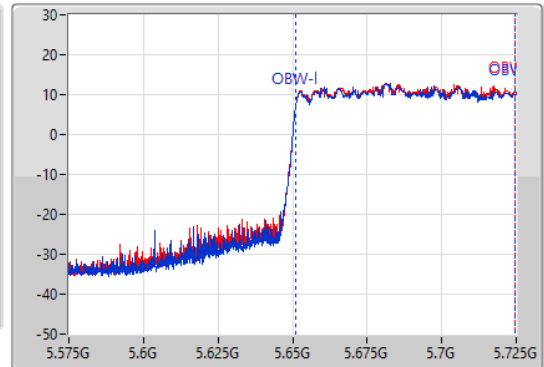
5690MHz Straddle 5.47-5.725GHz

28/08/2021

CF
5.65GHz
Span
150MHz
RBW
1MHz
VBW
3MHz
Sweep Time
100ms
Detector Type
Peak



CF
5.65GHz
Span
150MHz
RBW
2MHz
VBW
10MHz
Sweep Time
100ms
Detector Type
Peak



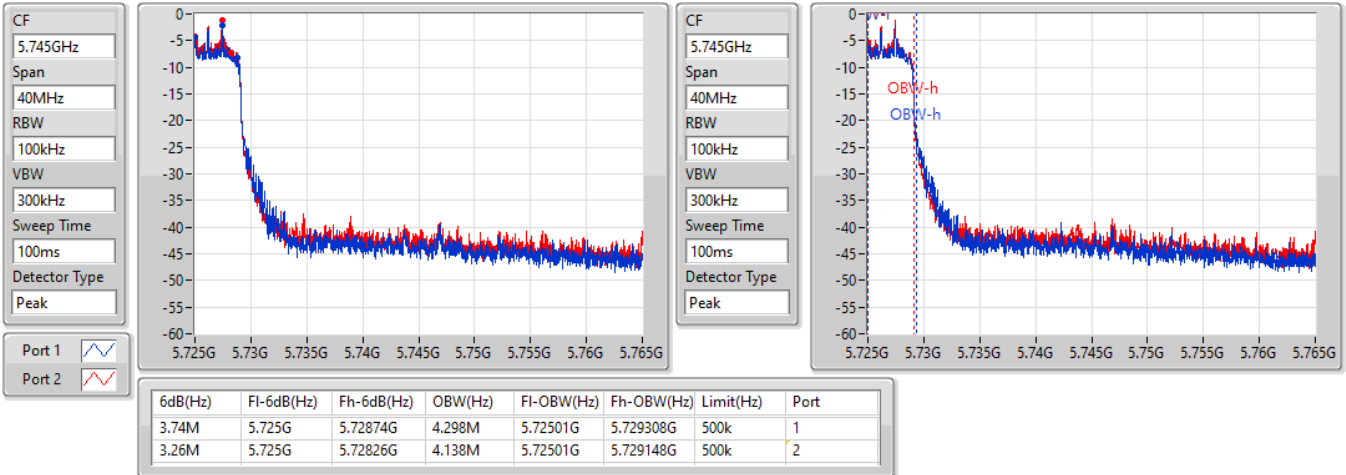
26dB(Hz)	Fl-26dB(Hz)	Fh-26dB(Hz)	OBW(Hz)	Fl-OBW(Hz)	Fh-OBW(Hz)	Limit(Hz)	Port
75.9M	5.6491G	5.725G	73.388M	5.651199G	5.724588G	Inf	1
75.825M	5.649175G	5.725G	73.388M	5.651199G	5.724588G	Inf	2

802.11ax HEW80_Nss1,(MCS0)_2TX

EBW

5690MHz Straddle 5.725-5.85GHz

28/08/2021

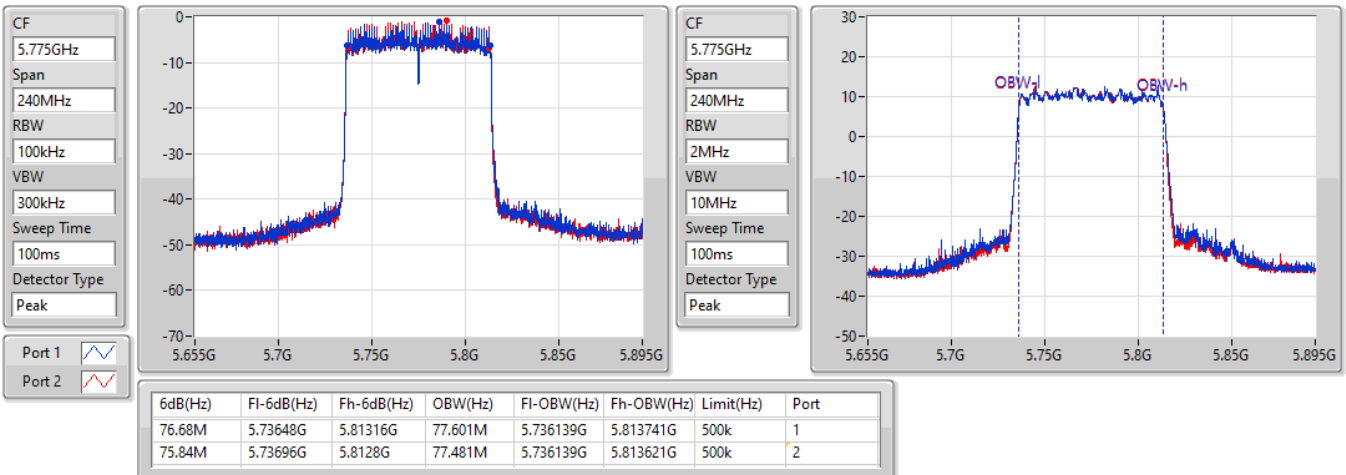


802.11ax HEW80_Nss1,(MCS0)_2TX

EBW

5775MHz

28/08/2021





For non beamforming mode
Summary

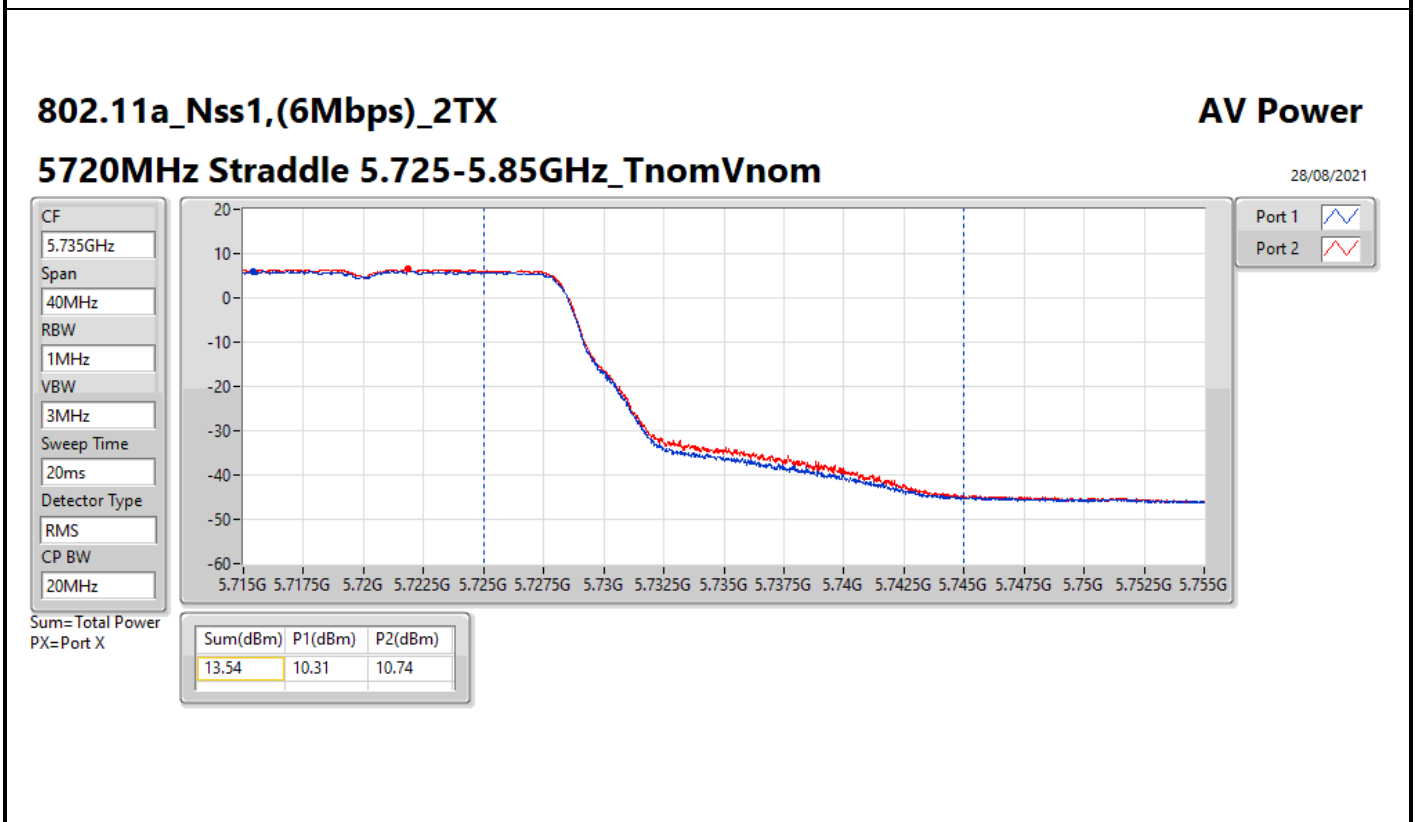
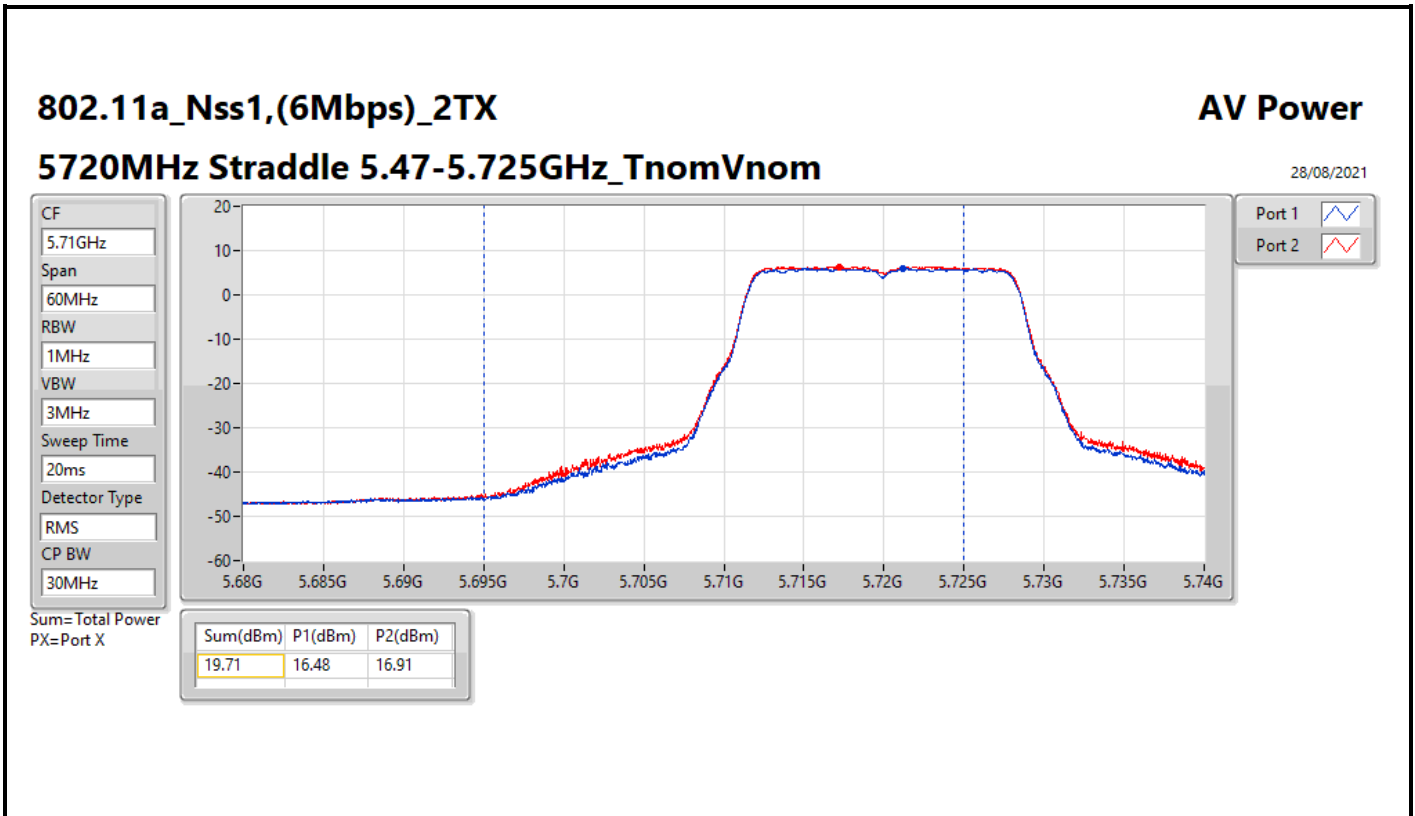
Mode	Total Power (dBm)	Total Power (W)
5.15-5.25GHz	-	-
802.11a_Nss1,(6Mbps)_2TX	19.67	0.09268
802.11ax HEW20_Nss1,(MCS0)_2TX	19.81	0.09572
802.11ax HEW40_Nss1,(MCS0)_2TX	19.70	0.09333
802.11ax HEW80_Nss1,(MCS0)_2TX	16.27	0.04236
5.25-5.35GHz	-	-
802.11a_Nss1,(6Mbps)_2TX	19.44	0.08790
802.11ax HEW20_Nss1,(MCS0)_2TX	19.74	0.09419
802.11ax HEW40_Nss1,(MCS0)_2TX	19.79	0.09528
802.11ax HEW80_Nss1,(MCS0)_2TX	17.66	0.05834
5.47-5.725GHz	-	-
802.11a_Nss1,(6Mbps)_2TX	19.79	0.09528
802.11ax HEW20_Nss1,(MCS0)_2TX	19.81	0.09572
802.11ax HEW40_Nss1,(MCS0)_2TX	19.86	0.09683
802.11ax HEW80_Nss1,(MCS0)_2TX	19.80	0.09550
5.725-5.85GHz	-	-
802.11a_Nss1,(6Mbps)_2TX	19.82	0.09594
802.11ax HEW20_Nss1,(MCS0)_2TX	19.91	0.09795
802.11ax HEW40_Nss1,(MCS0)_2TX	19.88	0.09727
802.11ax HEW80_Nss1,(MCS0)_2TX	19.65	0.09226

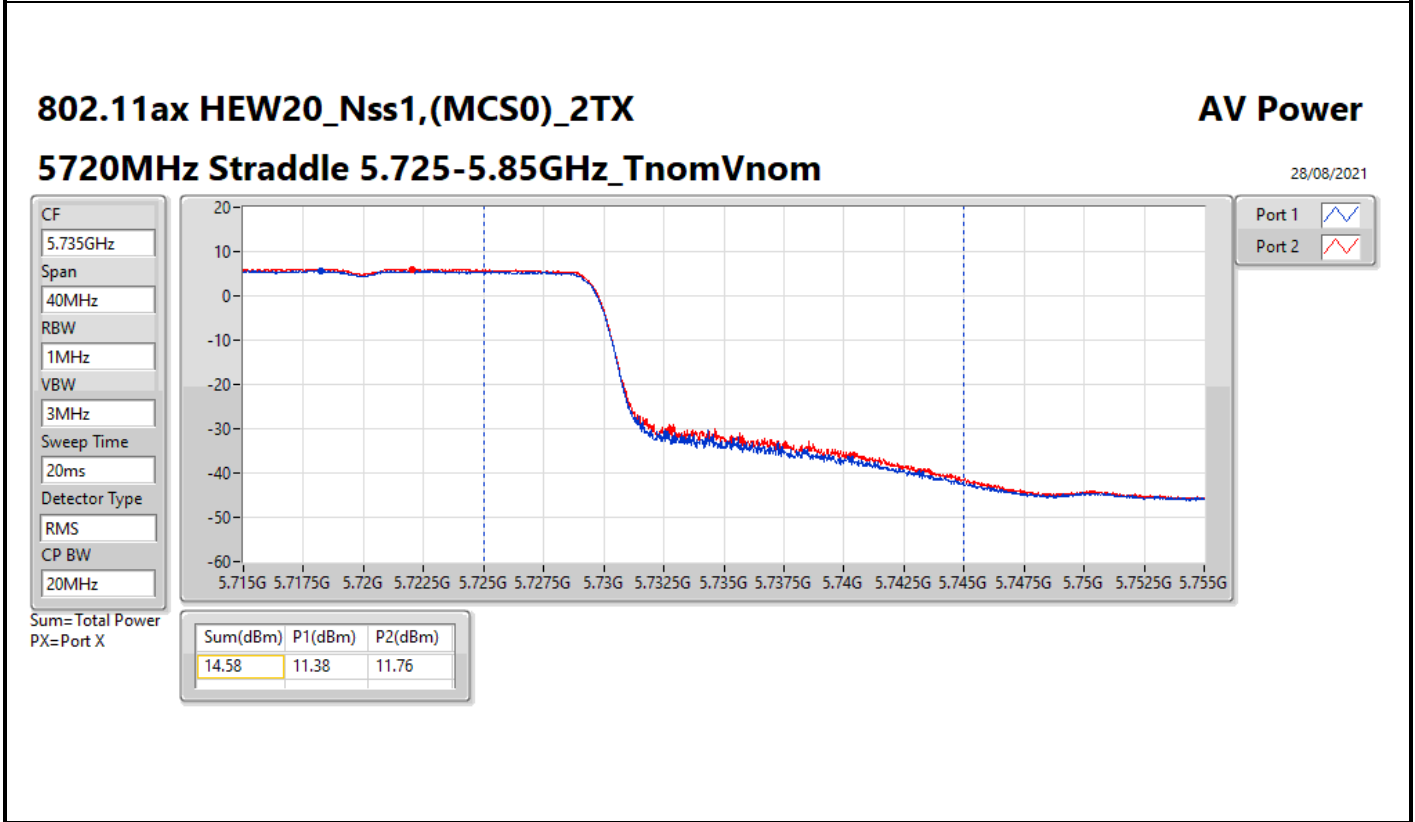
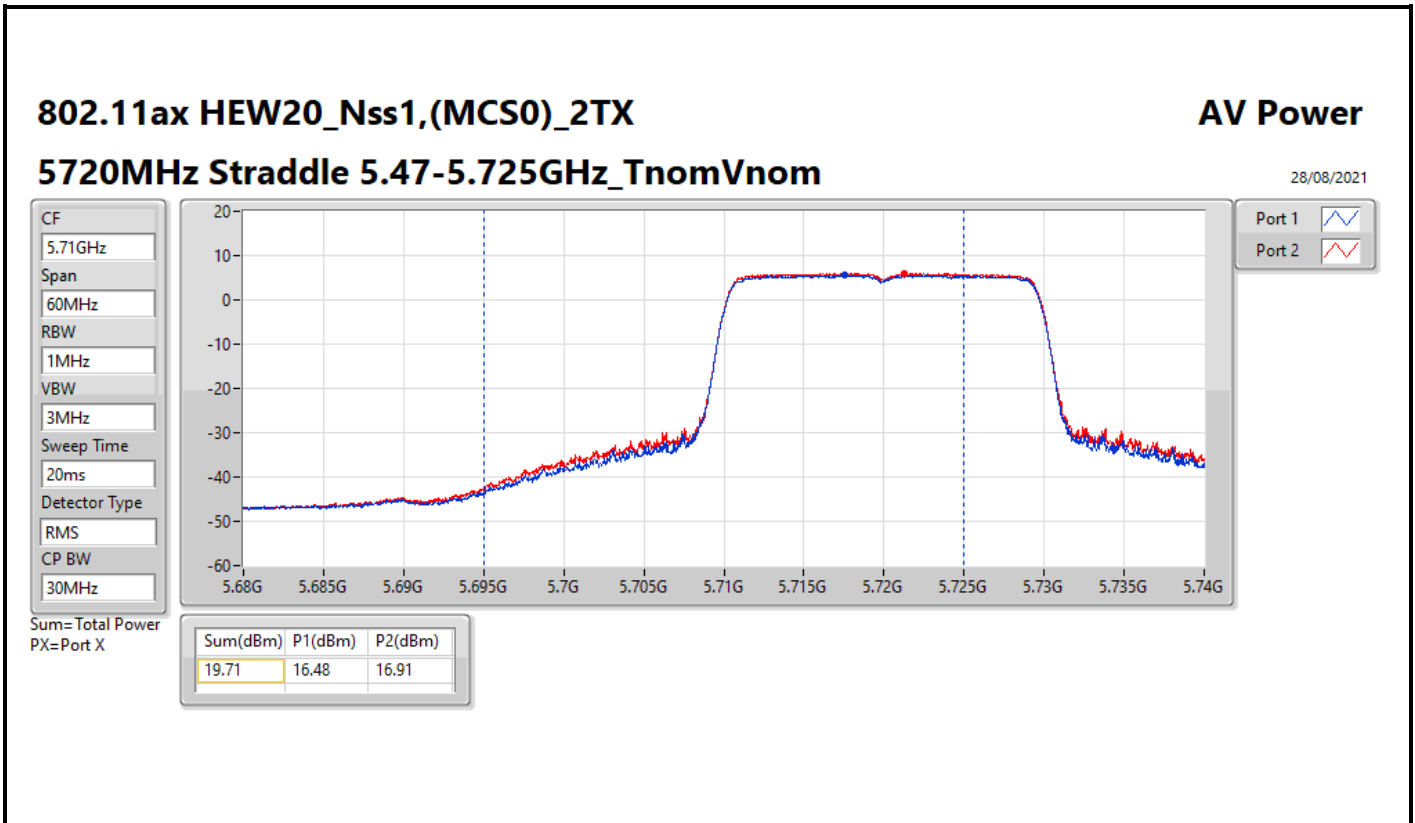


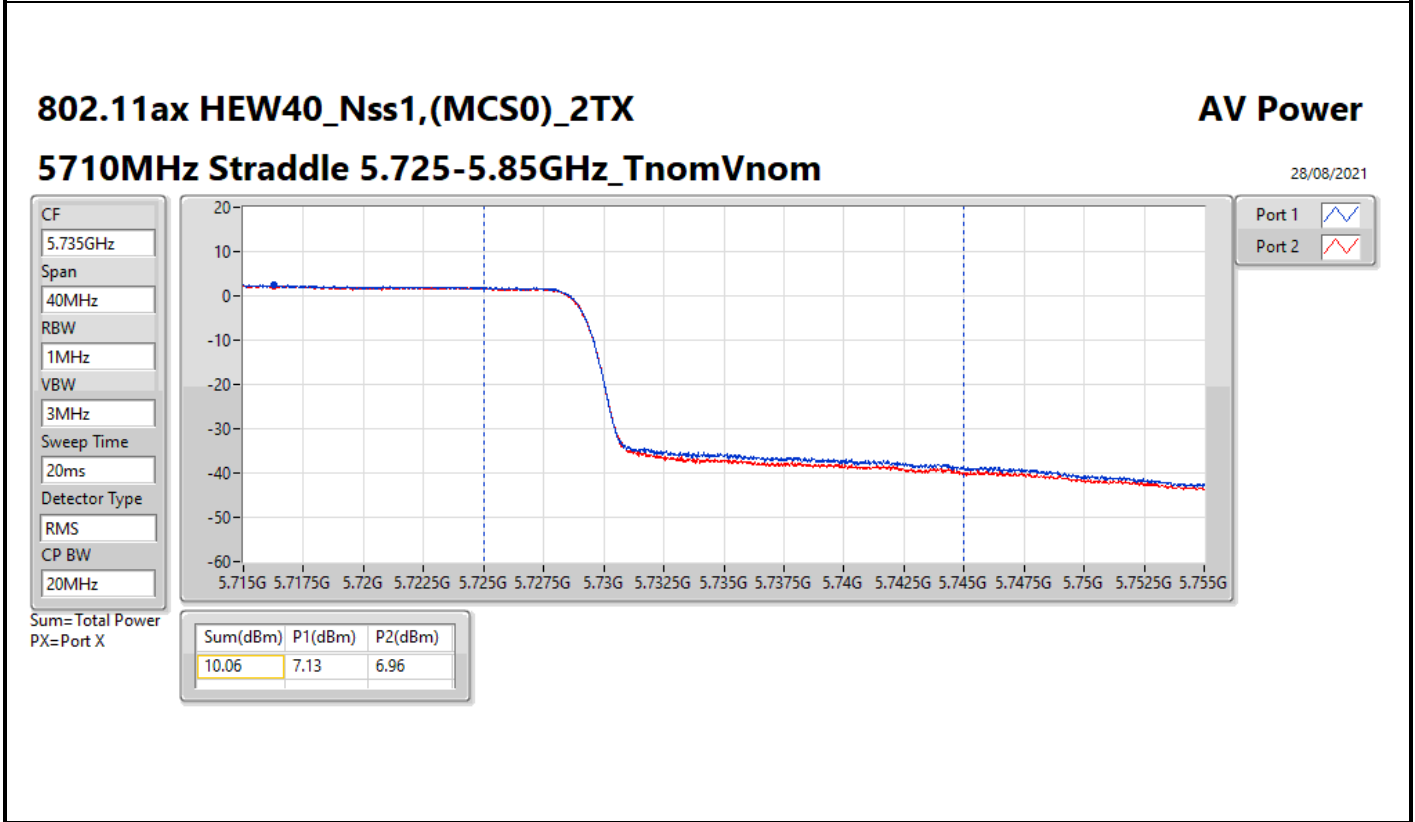
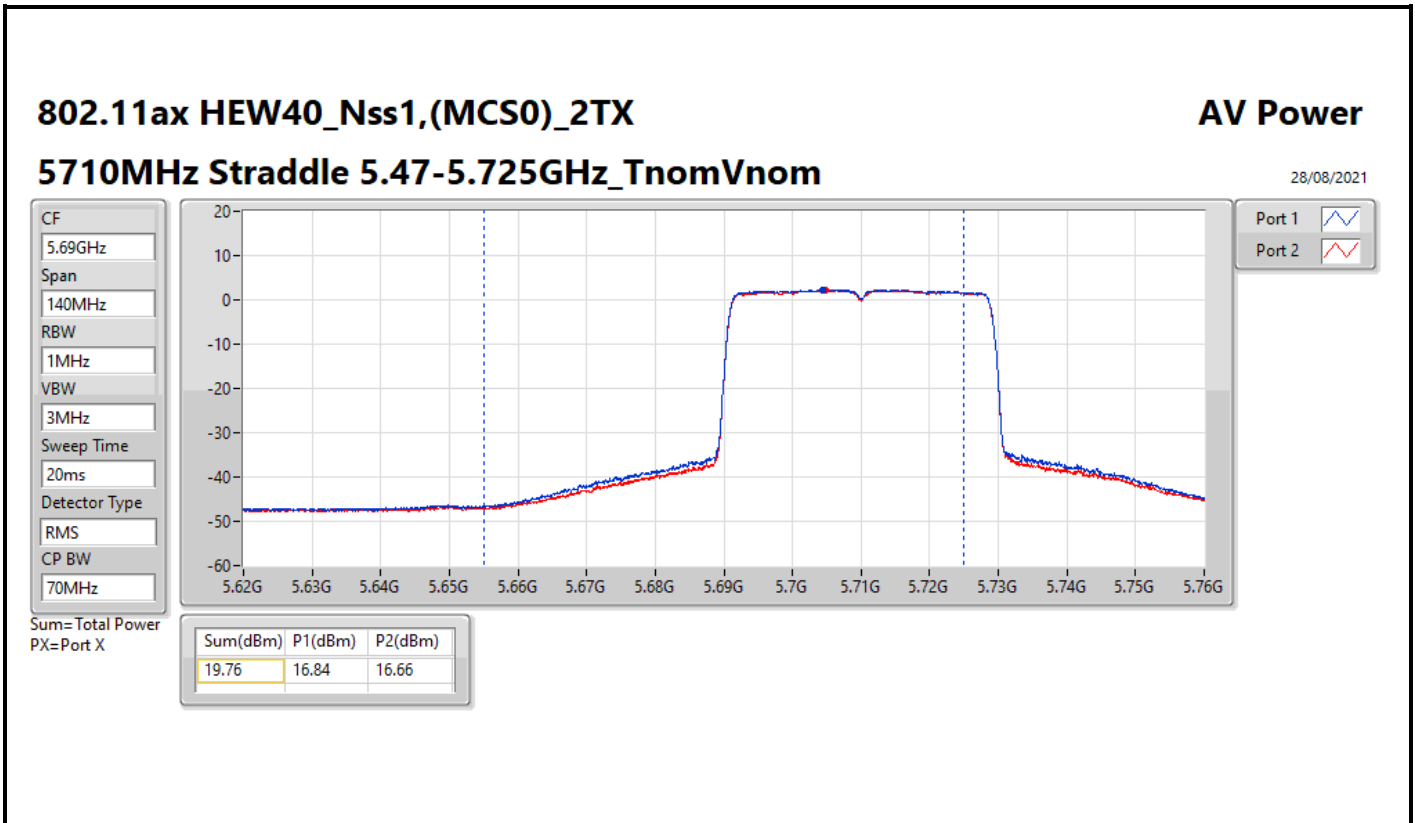
Result

Mode	Result	DG (dBi)	Port 1 (dBm)	Port 2 (dBm)	Total Power (dBm)	Power Limit (dBm)
802.11a_Nss1,(6Mbps)_2TX	-	-	-	-	-	-
5180MHz	Pass	4.90	15.62	15.57	18.61	30.00
5200MHz	Pass	4.90	16.60	16.71	19.67	30.00
5240MHz	Pass	4.90	16.48	16.56	19.53	30.00
5260MHz	Pass	4.90	16.41	16.37	19.40	23.98
5300MHz	Pass	4.90	16.26	16.59	19.44	23.98
5320MHz	Pass	4.90	15.41	15.68	18.56	23.98
5500MHz	Pass	5.40	14.32	14.41	17.38	23.98
5580MHz	Pass	5.40	16.87	16.68	19.79	23.98
5700MHz	Pass	5.40	15.20	15.45	18.34	23.98
5720MHz Straddle 5.47-5.725GHz	Pass	5.40	16.48	16.91	19.71	22.94
5720MHz Straddle 5.725-5.85GHz	Pass	5.40	10.31	10.74	13.54	30.00
5745MHz	Pass	5.40	16.89	16.43	19.68	30.00
5785MHz	Pass	5.40	16.91	16.48	19.71	30.00
5825MHz	Pass	5.40	16.87	16.75	19.82	30.00
802.11ax HEW20_Nss1,(MCS0)_2TX	-	-	-	-	-	-
5180MHz	Pass	4.90	14.97	14.96	17.98	30.00
5200MHz	Pass	4.90	16.74	16.85	19.81	30.00
5240MHz	Pass	4.90	16.66	16.80	19.74	30.00
5260MHz	Pass	4.90	16.69	16.74	19.73	23.98
5300MHz	Pass	4.90	16.79	16.67	19.74	23.98
5320MHz	Pass	4.90	15.30	15.33	18.33	23.98
5500MHz	Pass	5.40	14.46	14.66	17.57	23.98
5580MHz	Pass	5.40	16.84	16.76	19.81	23.98
5700MHz	Pass	5.40	14.31	14.21	17.27	23.98
5720MHz Straddle 5.47-5.725GHz	Pass	5.40	16.48	16.91	19.71	22.99
5720MHz Straddle 5.725-5.85GHz	Pass	5.40	11.38	11.76	14.58	30.00
5745MHz	Pass	5.40	16.92	16.52	19.73	30.00
5785MHz	Pass	5.40	16.97	16.82	19.91	30.00
5825MHz	Pass	5.40	16.87	16.79	19.84	30.00
802.11ax HEW40_Nss1,(MCS0)_2TX	-	-	-	-	-	-
5190MHz	Pass	4.90	13.42	13.28	16.36	30.00
5230MHz	Pass	4.90	16.84	16.54	19.70	30.00
5270MHz	Pass	4.90	16.81	16.74	19.79	23.98
5310MHz	Pass	4.90	14.52	14.55	17.55	23.98
5510MHz	Pass	5.40	14.26	14.54	17.41	23.98
5550MHz	Pass	5.40	16.86	16.83	19.86	23.98
5670MHz	Pass	5.40	15.68	15.39	18.55	23.98
5710MHz Straddle 5.47-5.725GHz	Pass	5.40	16.84	16.66	19.76	23.98
5710MHz Straddle 5.725-5.85GHz	Pass	5.40	7.13	6.96	10.06	30.00
5755MHz	Pass	5.40	16.78	16.96	19.88	30.00
5795MHz	Pass	5.40	16.68	16.93	19.82	30.00
802.11ax HEW80_Nss1,(MCS0)_2TX	-	-	-	-	-	-
5210MHz	Pass	4.90	13.22	13.29	16.27	30.00
5290MHz	Pass	4.90	14.77	14.52	17.66	23.98
5530MHz	Pass	5.40	13.96	13.24	16.63	23.98
5610MHz	Pass	5.40	16.74	16.84	19.80	23.98
5690MHz Straddle 5.47-5.725GHz	Pass	5.40	16.60	16.97	19.80	23.98
5690MHz Straddle 5.725-5.85GHz	Pass	5.40	3.04	3.55	6.31	30.00
5775MHz	Pass	5.40	16.78	16.50	19.65	30.00

DG = Directional Gain; Port X = Port X output power







802.11ax HEW80_Nss1,(MCS0)_2TX

AV Power

5690MHz Straddle 5.47-5.725GHz_TnomVnom

28/08/2021

CF
5.65GHz

Span
300MHz

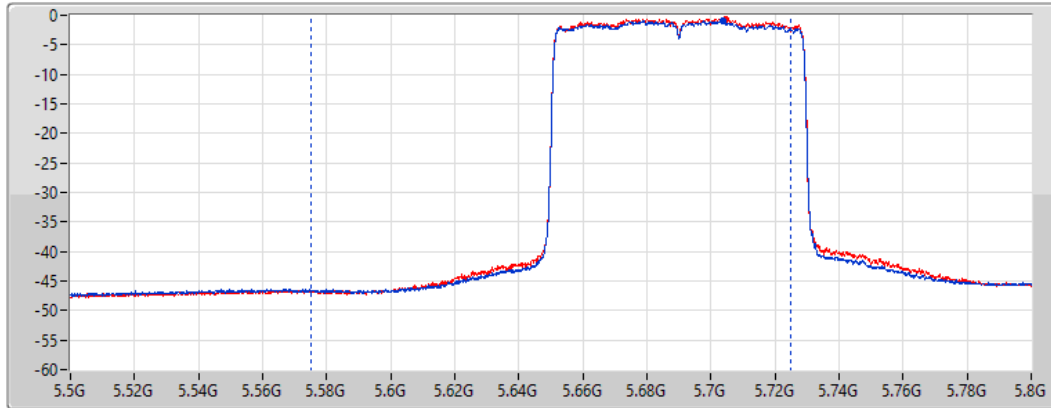
RBW
1MHz


VBW
3MHz


Sweep Time
20ms

Detector Type
RMS

CP BW
150MHz



Port 1 

Port 2 

Sum= Total Power
PX=Port X

Sum(dBm)	P1(dBm)	P2(dBm)
19.80	16.60	16.97

802.11ax HEW80_Nss1,(MCS0)_2TX

AV Power

5690MHz Straddle 5.725-5.85GHz_TnomVnom

28/08/2021

CF
5.735GHz

Span
40MHz

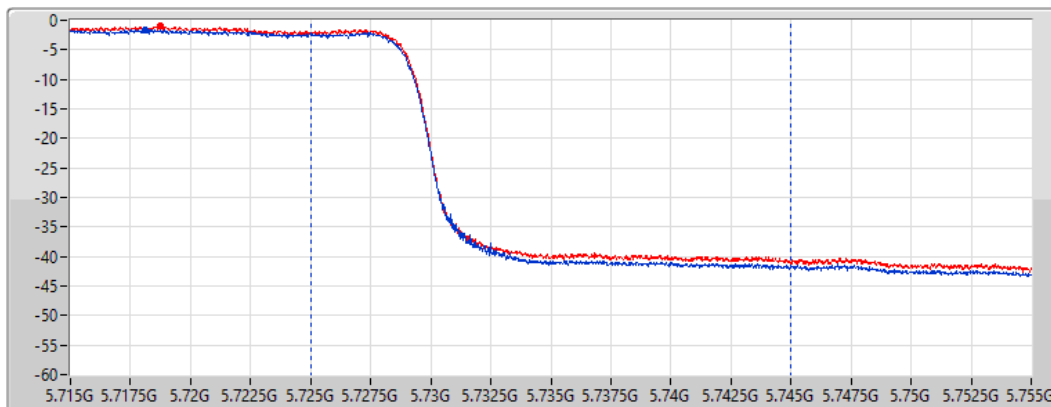
RBW
1MHz


VBW
3MHz


Sweep Time
20ms

Detector Type
RMS

CP BW
20MHz



Port 1 

Port 2 

Sum= Total Power
PX=Port X

Sum(dBm)	P1(dBm)	P2(dBm)
6.31	3.04	3.55



For beamforming mode
Summary

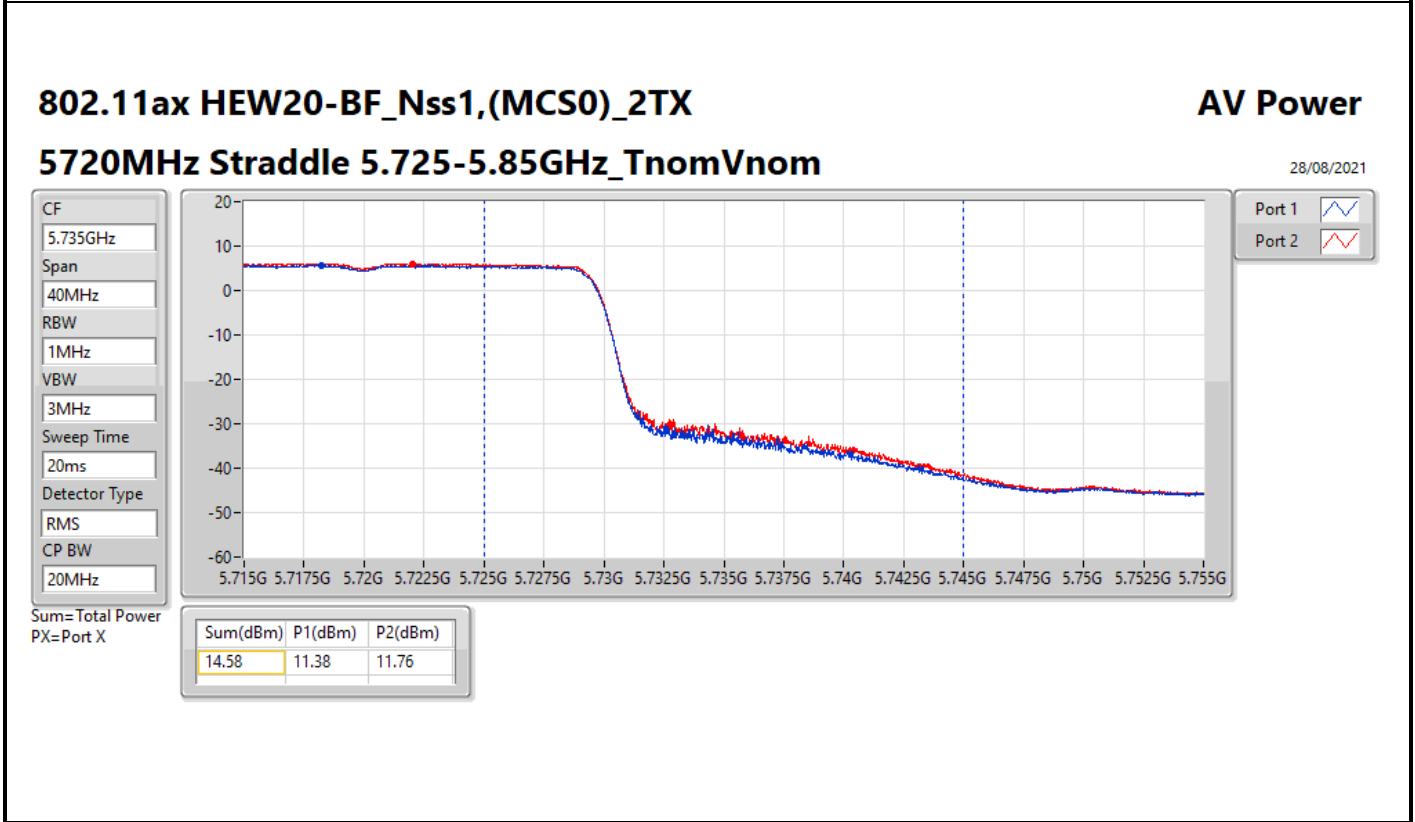
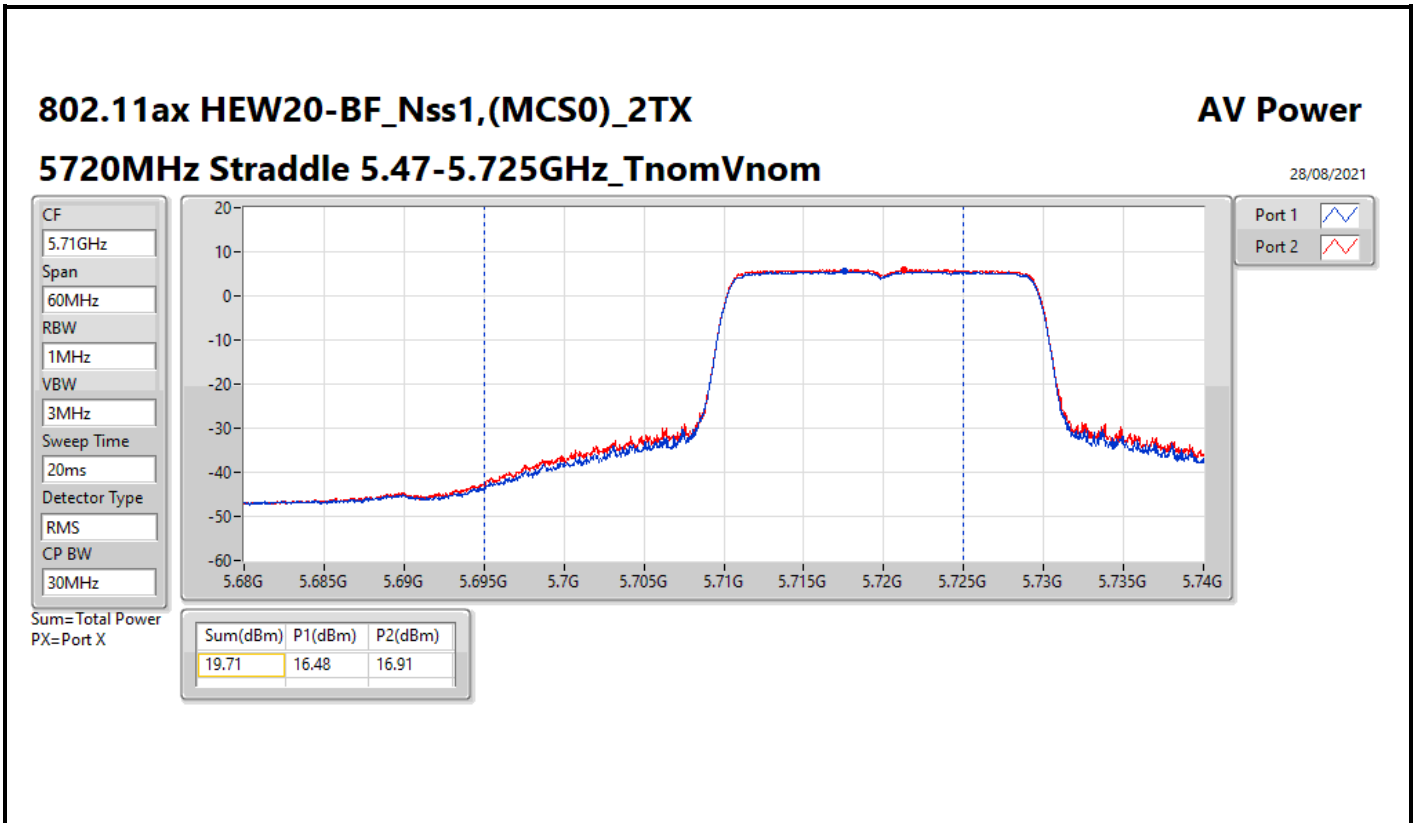
Mode	Total Power (dBm)	Total Power (W)
5.15-5.25GHz	-	-
802.11ax HEW20-BF_Nss1,(MCS0)_2TX	19.81	0.09572
802.11ax HEW40-BF_Nss1,(MCS0)_2TX	19.70	0.09333
802.11ax HEW80-BF_Nss1,(MCS0)_2TX	16.27	0.04236
5.25-5.35GHz	-	-
802.11ax HEW20-BF_Nss1,(MCS0)_2TX	19.74	0.09419
802.11ax HEW40-BF_Nss1,(MCS0)_2TX	19.79	0.09528
802.11ax HEW80-BF_Nss1,(MCS0)_2TX	17.66	0.05834
5.47-5.725GHz	-	-
802.11ax HEW20-BF_Nss1,(MCS0)_2TX	19.81	0.09572
802.11ax HEW40-BF_Nss1,(MCS0)_2TX	19.86	0.09683
802.11ax HEW80-BF_Nss1,(MCS0)_2TX	19.80	0.09550
5.725-5.85GHz	-	-
802.11ax HEW20-BF_Nss1,(MCS0)_2TX	19.91	0.09795
802.11ax HEW40-BF_Nss1,(MCS0)_2TX	19.88	0.09727
802.11ax HEW80-BF_Nss1,(MCS0)_2TX	19.65	0.09226

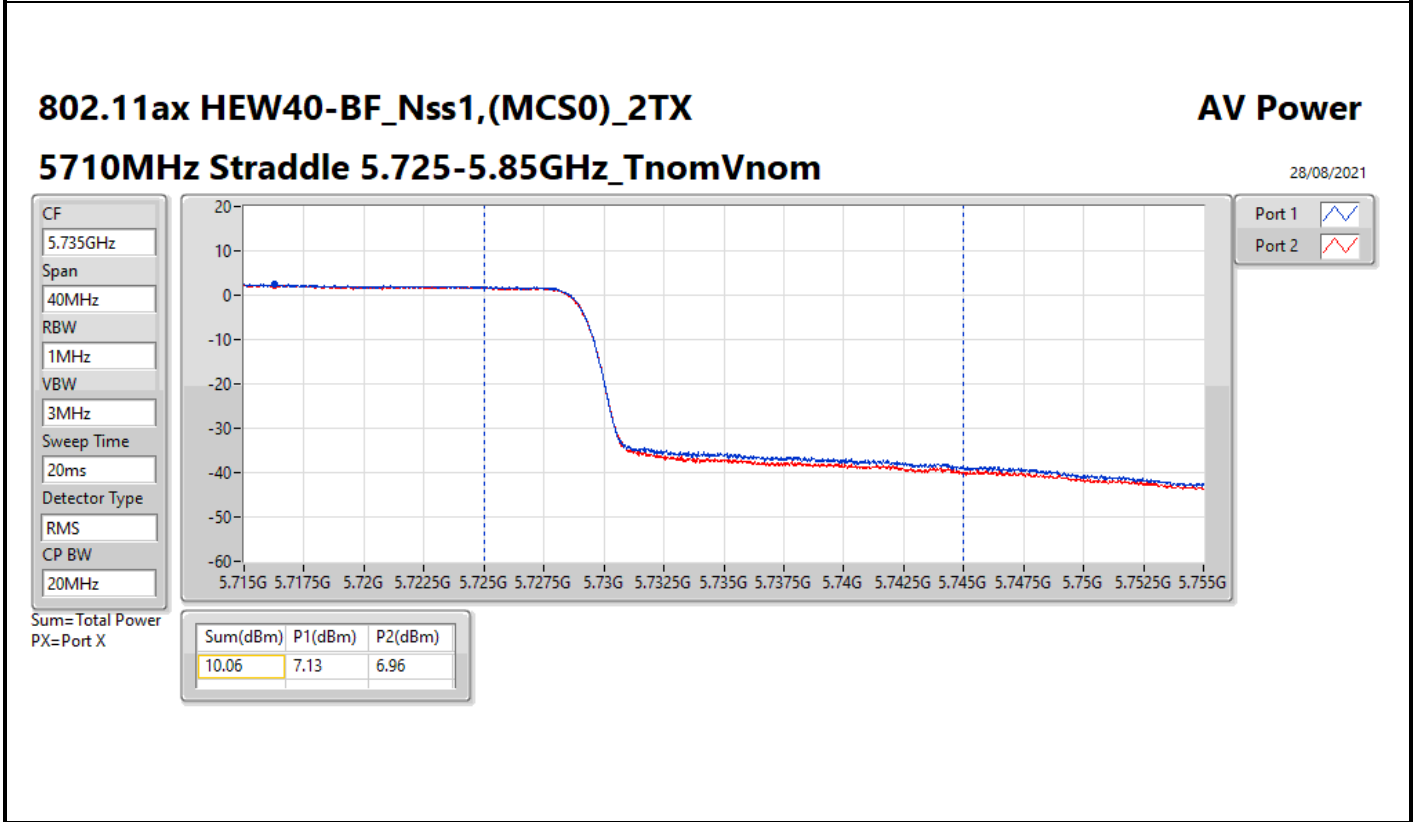
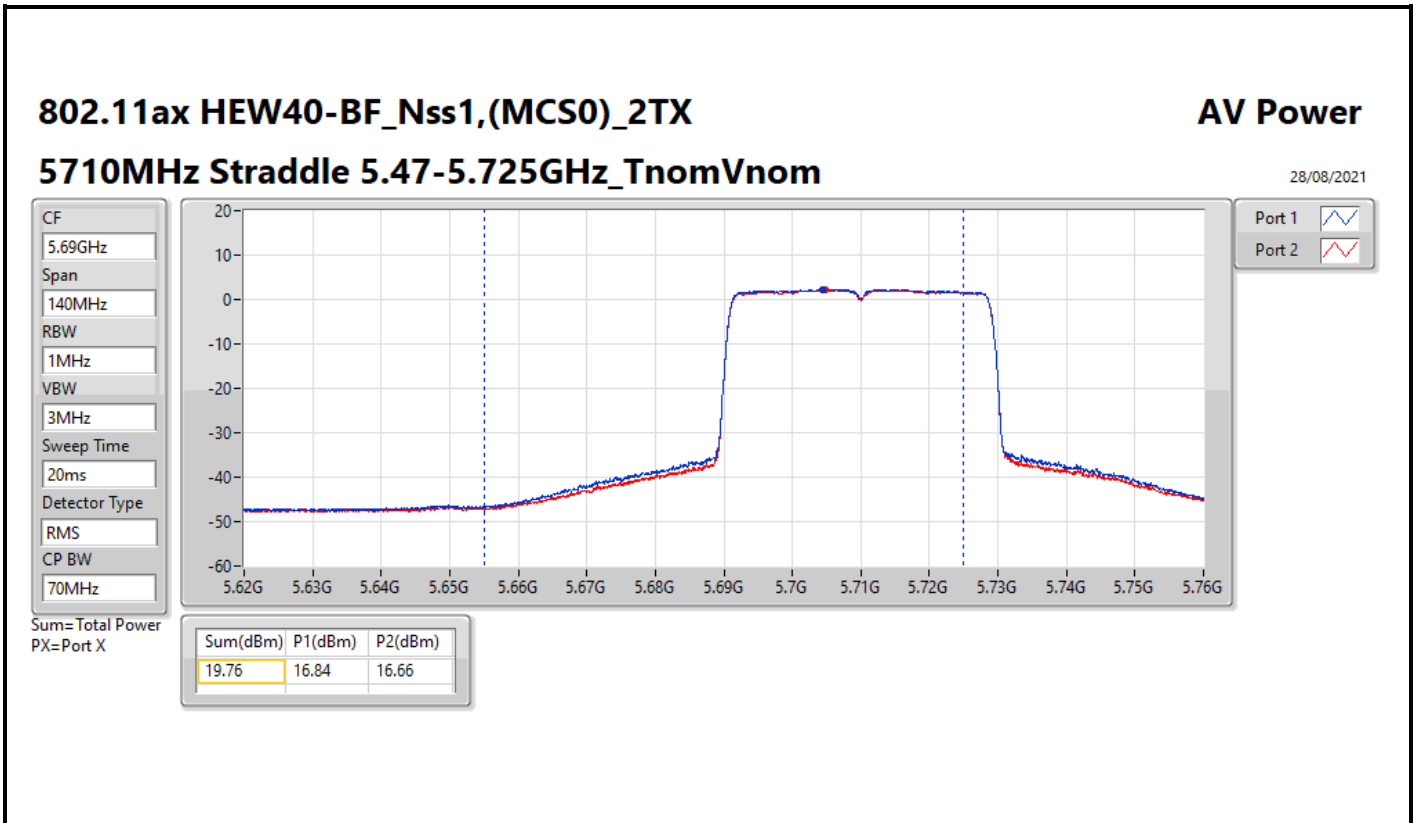


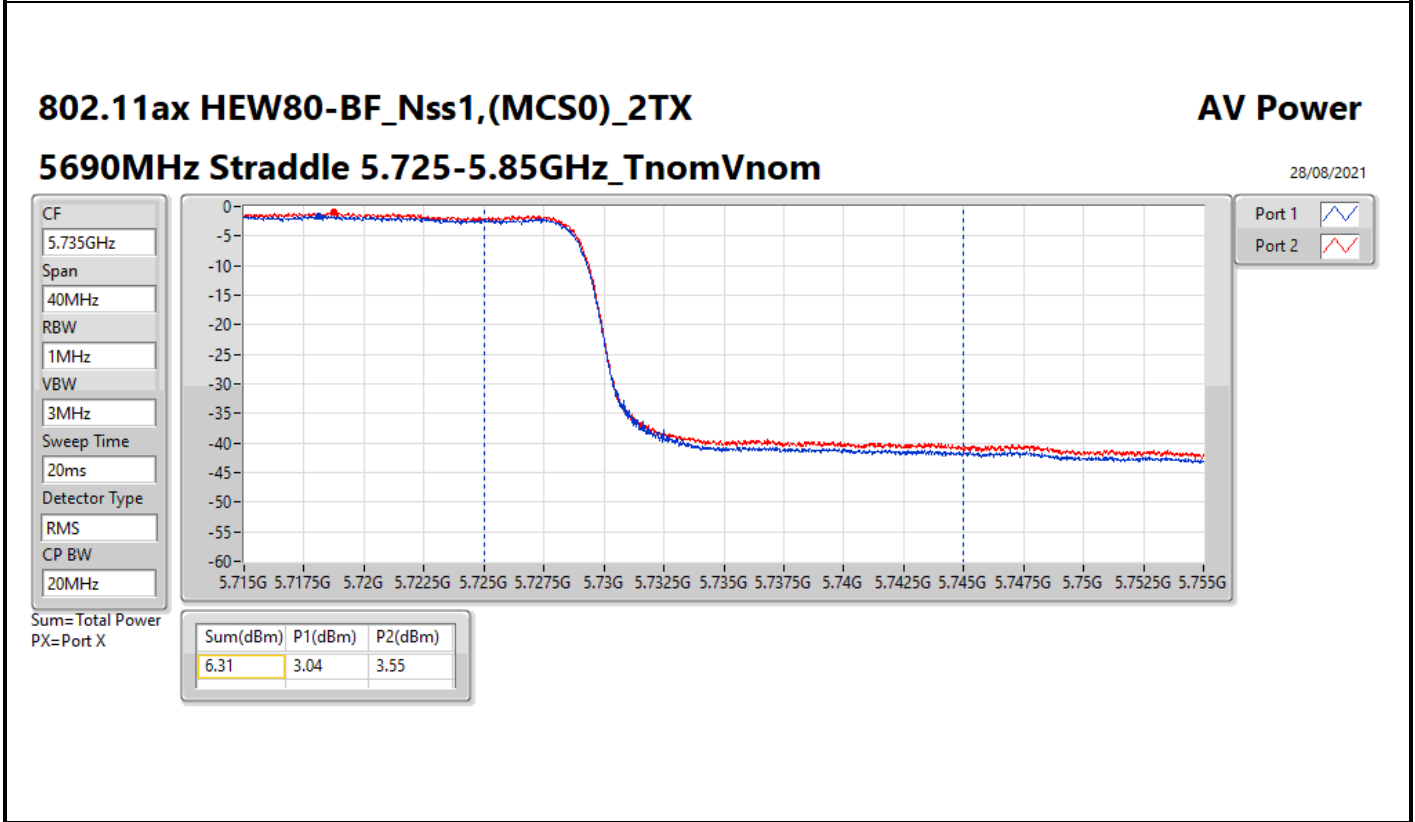
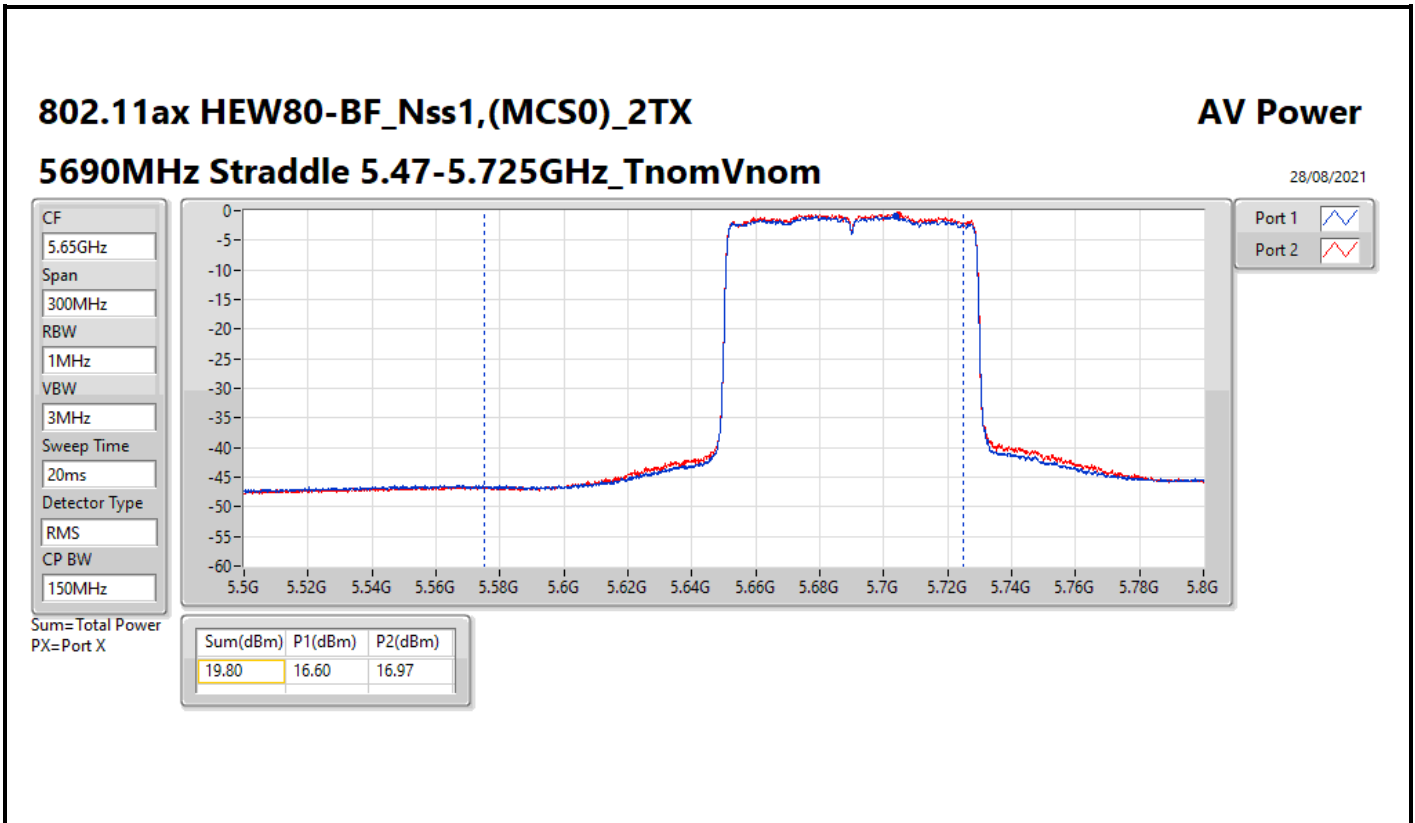
Result

Mode	Result	DG (dBi)	Port 1 (dBm)	Port 2 (dBm)	Total Power (dBm)	Power Limit (dBm)
802.11ax HEW20-BF_Nss1,(MCS0)_2TX	-	-	-	-	-	-
5180MHz	Pass	7.76	14.97	14.96	17.98	28.24
5200MHz	Pass	7.76	16.74	16.85	19.81	28.24
5240MHz	Pass	7.76	16.66	16.80	19.74	28.24
5260MHz	Pass	7.76	16.69	16.74	19.73	22.22
5300MHz	Pass	7.76	16.79	16.67	19.74	22.22
5320MHz	Pass	7.76	15.30	15.33	18.33	22.22
5500MHz	Pass	7.83	14.46	14.66	17.57	22.15
5580MHz	Pass	7.83	16.84	16.76	19.81	22.15
5700MHz	Pass	7.83	14.31	14.21	17.27	22.15
5720MHz Straddle 5.47-5.725GHz	Pass	7.83	16.48	16.91	19.71	21.16
5720MHz Straddle 5.725-5.85GHz	Pass	8.26	11.38	11.76	14.58	27.74
5745MHz	Pass	8.26	16.92	16.52	19.73	27.74
5785MHz	Pass	8.26	16.97	16.82	19.91	27.74
5825MHz	Pass	8.26	16.87	16.79	19.84	27.74
802.11ax HEW40-BF_Nss1,(MCS0)_2TX	-	-	-	-	-	-
5190MHz	Pass	7.76	13.42	13.28	16.36	28.24
5230MHz	Pass	7.76	16.84	16.54	19.70	28.24
5270MHz	Pass	7.76	16.81	16.74	19.79	22.22
5310MHz	Pass	7.76	14.52	14.55	17.55	22.22
5510MHz	Pass	7.83	14.26	14.54	17.41	22.15
5550MHz	Pass	7.83	16.86	16.83	19.86	22.15
5670MHz	Pass	7.83	15.68	15.39	18.55	22.15
5710MHz Straddle 5.47-5.725GHz	Pass	7.83	16.84	16.66	19.76	22.15
5710MHz Straddle 5.725-5.85GHz	Pass	8.26	7.13	6.96	10.06	27.74
5755MHz	Pass	8.26	16.78	16.96	19.88	27.74
5795MHz	Pass	8.26	16.68	16.93	19.82	27.74
802.11ax HEW80-BF_Nss1,(MCS0)_2TX	-	-	-	-	-	-
5210MHz	Pass	7.76	13.22	13.29	16.27	28.24
5290MHz	Pass	7.76	14.77	14.52	17.66	22.22
5530MHz	Pass	7.83	13.96	13.24	16.63	22.15
5610MHz	Pass	7.83	16.74	16.84	19.80	22.15
5690MHz Straddle 5.47-5.725GHz	Pass	7.83	16.60	16.97	19.80	22.15
5690MHz Straddle 5.725-5.85GHz	Pass	8.26	3.04	3.55	6.31	27.74
5775MHz	Pass	8.26	16.78	16.50	19.65	27.74

DG = Directional Gain; Port X = Port X output power







Summary

Mode	PD (dBm/RBW)
5.15-5.25GHz	-
802.11a_Nss1,(6Mbps)_2TX	6.89
802.11ax HEW20_Nss1,(MCS0)_2TX	6.12
802.11ax HEW40_Nss1,(MCS0)_2TX	3.21
802.11ax HEW80_Nss1,(MCS0)_2TX	-2.93
5.25-5.35GHz	-
802.11a_Nss1,(6Mbps)_2TX	6.80
802.11ax HEW20_Nss1,(MCS0)_2TX	6.06
802.11ax HEW40_Nss1,(MCS0)_2TX	3.45
802.11ax HEW80_Nss1,(MCS0)_2TX	-1.46
5.47-5.725GHz	-
802.11a_Nss1,(6Mbps)_2TX	7.57
802.11ax HEW20_Nss1,(MCS0)_2TX	7.13
802.11ax HEW40_Nss1,(MCS0)_2TX	3.86
802.11ax HEW80_Nss1,(MCS0)_2TX	0.73
5.725-5.85GHz	-
802.11a_Nss1,(6Mbps)_2TX	6.01
802.11ax HEW20_Nss1,(MCS0)_2TX	5.56
802.11ax HEW40_Nss1,(MCS0)_2TX	1.83
802.11ax HEW80_Nss1,(MCS0)_2TX	-1.01

RBW = 500kHz for 5.725-5.85GHz band / 1MHz for other band;

Result

Mode	Result	DG (dBi)	Port 1 (dBm/RBW)	Port 2 (dBm/RBW)	PD (dBm/RBW)	PD Limit (dBm/RBW)
802.11a_Nss1,(6Mbps)_2TX	-	-	-	-	-	-
5180MHz	Pass	7.76	2.55	2.51	5.49	15.24
5200MHz	Pass	7.76	3.88	4.05	6.89	15.24
5240MHz	Pass	7.76	3.94	3.83	6.83	15.24
5260MHz	Pass	7.76	3.86	3.74	6.80	9.24
5300MHz	Pass	7.76	3.83	3.81	6.68	9.24
5320MHz	Pass	7.76	2.27	2.50	5.37	9.24
5500MHz	Pass	7.83	1.17	1.29	4.18	9.17
5580MHz	Pass	7.83	3.91	3.77	6.78	9.17
5700MHz	Pass	7.83	2.04	2.30	5.15	9.17
5720MHz Straddle 5.47-5.725GHz	Pass	7.83	4.42	4.82	7.57	9.17
5720MHz Straddle 5.725-5.85GHz	Pass	8.26	2.81	3.23	6.01	27.74
5745MHz	Pass	8.26	2.47	2.01	5.16	27.74
5785MHz	Pass	8.26	2.48	1.98	5.12	27.74
5825MHz	Pass	8.26	2.31	2.16	5.15	27.74
802.11ax HEW20_Nss1,(MCS0)_2TX	-	-	-	-	-	-
5180MHz	Pass	7.76	1.25	1.22	4.23	15.24
5200MHz	Pass	7.76	3.17	3.15	6.12	15.24
5240MHz	Pass	7.76	3.02	3.19	6.09	15.24
5260MHz	Pass	7.76	3.07	3.07	6.03	9.24
5300MHz	Pass	7.76	3.13	3.01	6.06	9.24
5320MHz	Pass	7.76	1.61	1.64	4.62	9.24
5500MHz	Pass	7.83	0.87	0.92	3.86	9.17
5580MHz	Pass	7.83	3.44	3.12	6.28	9.17
5700MHz	Pass	7.83	0.32	0.22	3.23	9.17
5720MHz Straddle 5.47-5.725GHz	Pass	7.83	3.99	4.38	7.13	9.17
5720MHz Straddle 5.725-5.85GHz	Pass	8.26	2.44	2.76	5.56	27.74
5745MHz	Pass	8.26	1.59	1.24	4.32	27.74
5785MHz	Pass	8.26	1.67	1.54	4.55	27.74
5825MHz	Pass	8.26	1.54	1.48	4.49	27.74
802.11ax HEW40_Nss1,(MCS0)_2TX	-	-	-	-	-	-
5190MHz	Pass	7.76	-3.07	-3.18	-0.20	15.24
5230MHz	Pass	7.76	0.38	0.12	3.21	15.24
5270MHz	Pass	7.76	0.71	0.22	3.45	9.24
5310MHz	Pass	7.76	-1.79	-1.91	1.05	9.24
5510MHz	Pass	7.83	-2.18	-1.89	0.95	9.17
5550MHz	Pass	7.83	0.47	0.43	3.40	9.17
5670MHz	Pass	7.83	-0.57	-0.96	2.14	9.17
5710MHz Straddle 5.47-5.725GHz	Pass	7.83	1.11	0.62	3.86	9.17
5710MHz Straddle 5.725-5.85GHz	Pass	8.26	-1.17	-1.17	1.79	27.74
5755MHz	Pass	8.26	-1.30	-1.12	1.78	27.74
5795MHz	Pass	8.26	-1.09	-1.08	1.83	27.74
802.11ax HEW80_Nss1,(MCS0)_2TX	-	-	-	-	-	-
5210MHz	Pass	7.76	-5.78	-5.89	-2.93	15.24
5290MHz	Pass	7.76	-4.27	-4.52	-1.46	9.24
5530MHz	Pass	7.83	-5.15	-5.66	-2.47	9.17
5610MHz	Pass	7.83	-2.62	-2.16	0.58	9.17
5690MHz Straddle 5.47-5.725GHz	Pass	7.83	-2.59	-1.99	0.73	9.17
5690MHz Straddle 5.725-5.85GHz	Pass	8.26	-4.88	-4.48	-1.71	27.74
5775MHz	Pass	8.26	-3.86	-3.98	-1.01	27.74

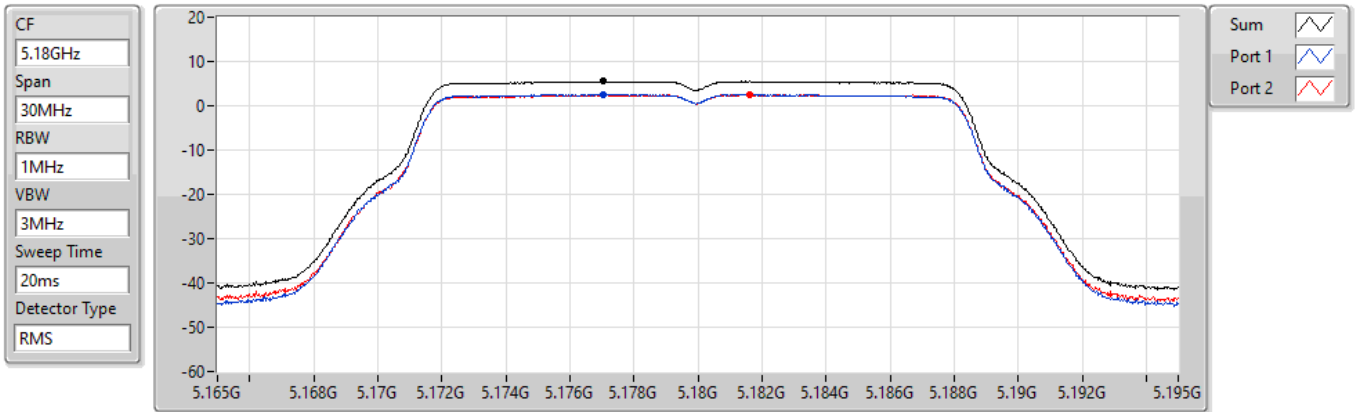
DG = Directional Gain; RBW = 500kHz for 5.725-5.85GHz band / 1MHz for other band;
 PD = trace bin-by-bin of each transmits port summing can be performed maximum power density; Port X = Port X Power Density;

802.11a_Nss1,(6Mbps)_2TX

PSD

5180MHz

07/10/2021



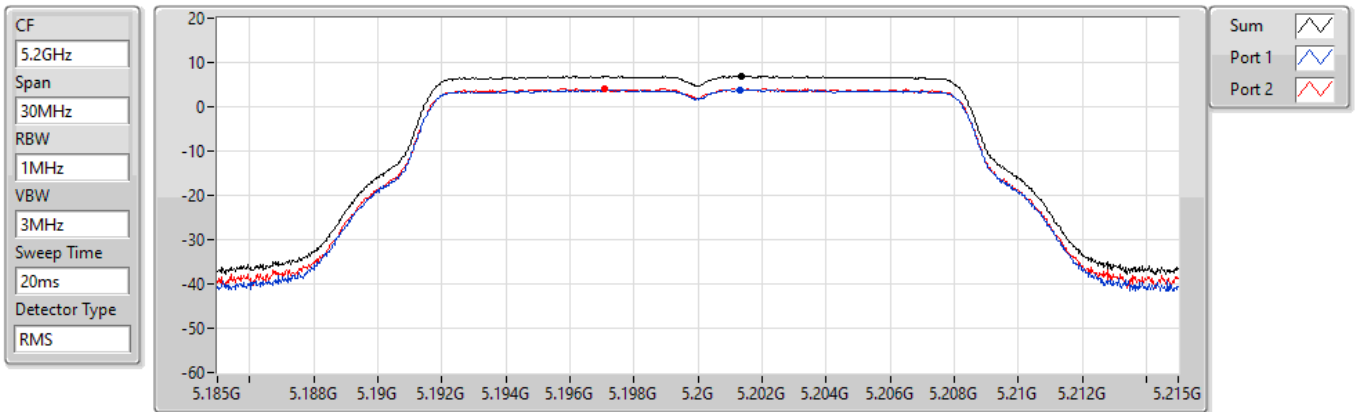
Sum	PD	Port 1	Port 2
(dBm/100kHz)	(dBm/100kHz)	(dBm/100kHz)	(dBm/100kHz)
5.49	5.49	2.55	2.51

802.11a_Nss1,(6Mbps)_2TX

PSD

5200MHz

28/08/2021



Sum	PD	Port 1	Port 2
(dBm/100kHz)	(dBm/100kHz)	(dBm/100kHz)	(dBm/100kHz)
6.89	6.89	3.88	4.05

802.11a_Nss1,(6Mbps)_2TX

PSD

5240MHz

28/08/2021

CF
5.24GHz

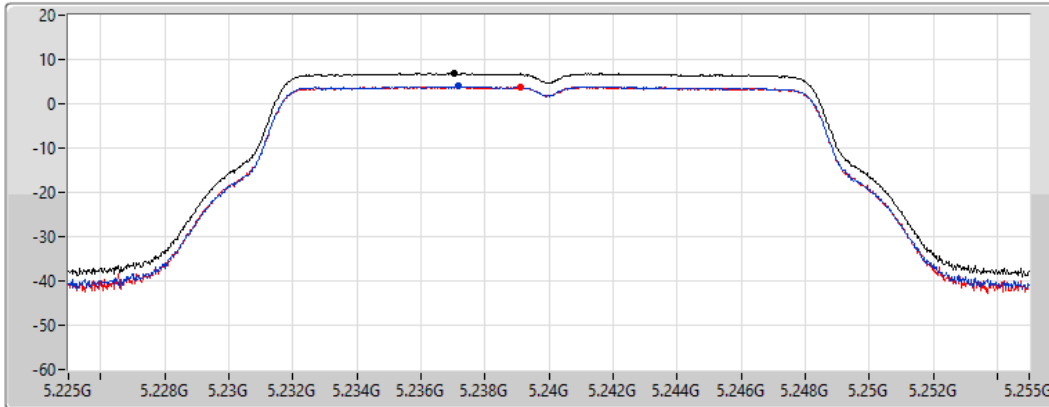
Span
30MHz


RBW
1MHz


VBW
3MHz


Sweep Time
20ms

Detector Type
RMS



Sum 

Port 1 

Port 2 

Sum	PD	Port 1	Port 2
(dBm/RBW)	(dBm/RBW)	(dBm/RBW)	(dBm/RBW)
6.83	6.83	3.94	3.83

802.11a_Nss1,(6Mbps)_2TX

PSD

5260MHz

28/08/2021

CF
5.26GHz

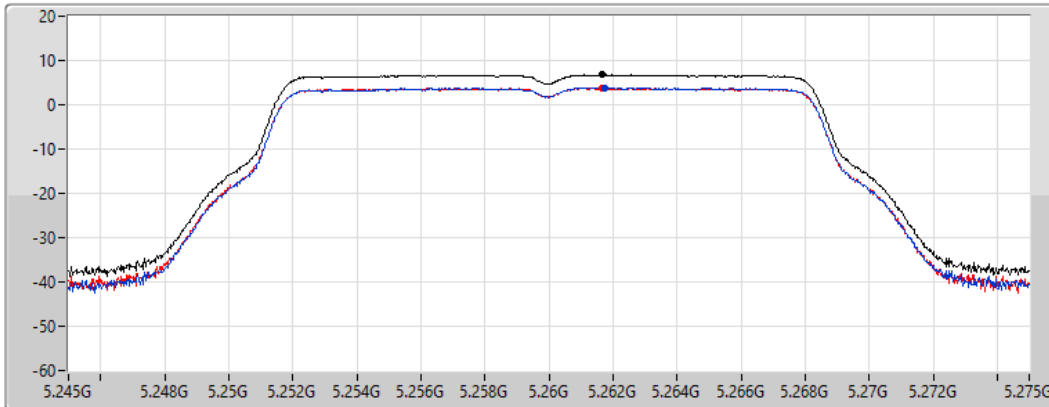
Span
30MHz


RBW
1MHz


VBW
3MHz


Sweep Time
20ms

Detector Type
RMS



Sum 

Port 1 

Port 2 

Sum	PD	Port 1	Port 2
(dBm/RBW)	(dBm/RBW)	(dBm/RBW)	(dBm/RBW)
6.80	6.80	3.86	3.74

802.11a_Nss1,(6Mbps)_2TX

PSD

5300MHz

28/08/2021

CF
5.3GHz

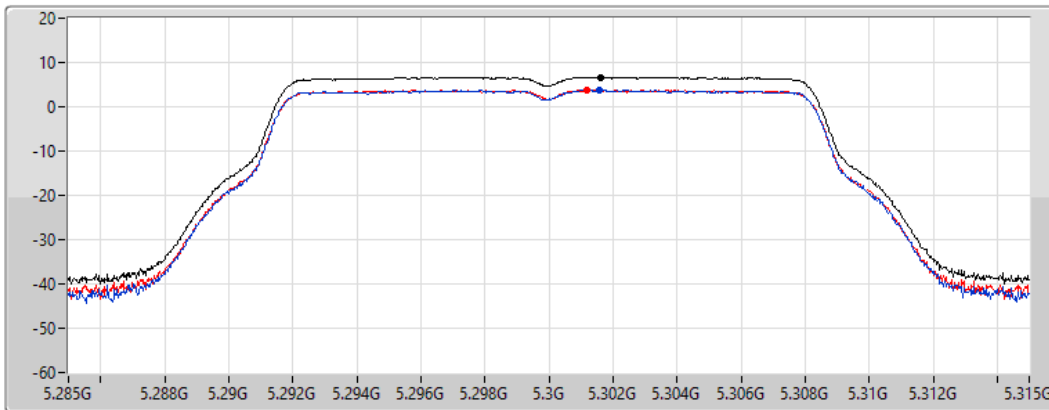
Span
30MHz


RBW
1MHz


VBW
3MHz


Sweep Time
20ms

Detector Type
RMS



Sum 

Port 1 

Port 2 

Sum	PD	Port 1	Port 2
(dBm/RBW)	(dBm/RBW)	(dBm/RBW)	(dBm/RBW)
6.68	6.68	3.83	3.81

802.11a_Nss1,(6Mbps)_2TX

PSD

5320MHz

07/10/2021

CF
5.32GHz

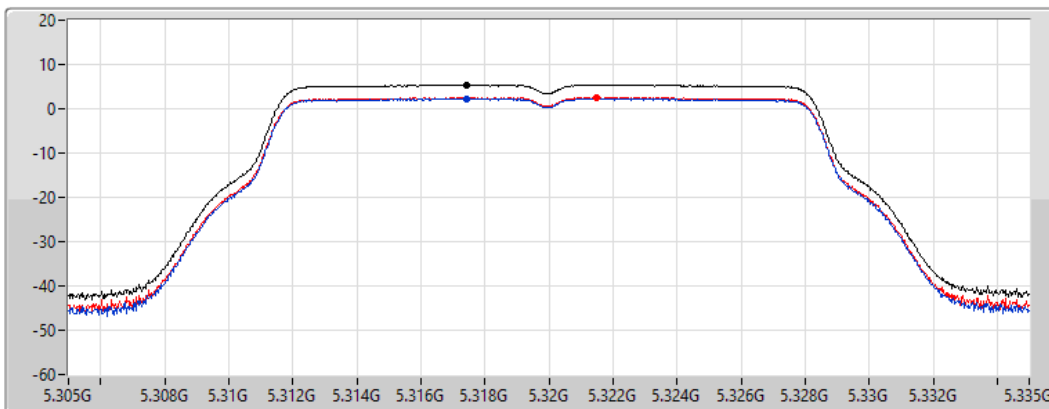
Span
30MHz


RBW
1MHz


VBW
3MHz


Sweep Time
20ms

Detector Type
RMS



Sum 

Port 1 

Port 2 

Sum	PD	Port 1	Port 2
(dBm/RBW)	(dBm/RBW)	(dBm/RBW)	(dBm/RBW)
5.37	5.37	2.27	2.50

802.11a_Nss1,(6Mbps)_2TX

PSD

5500MHz

07/10/2021

CF
5.5GHz

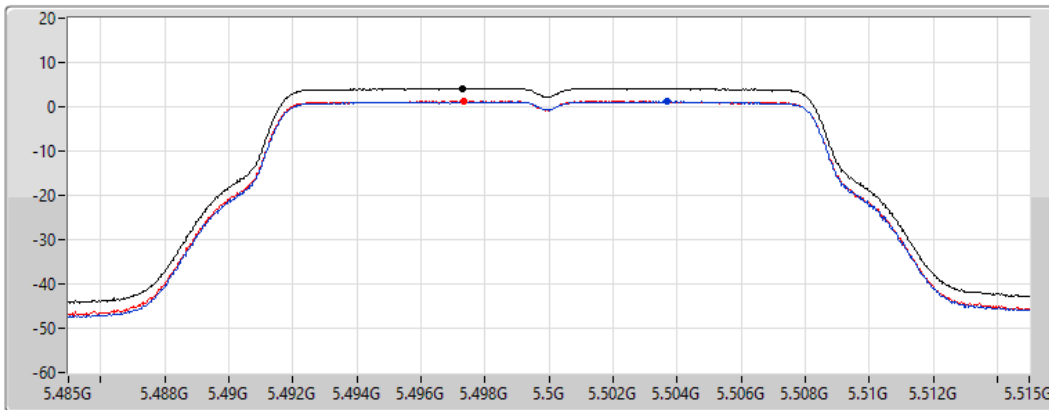
Span
30MHz

RBW
1MHz

VBW
3MHz

Sweep Time
20ms

Detector Type
RMS



Sum

Port 1

Port 2

Sum	PD	Port 1	Port 2
(dBm/RBW)	(dBm/RBW)	(dBm/RBW)	(dBm/RBW)
4.18	4.18	1.17	1.29

802.11a_Nss1,(6Mbps)_2TX

PSD

5580MHz

28/08/2021

CF
5.58GHz

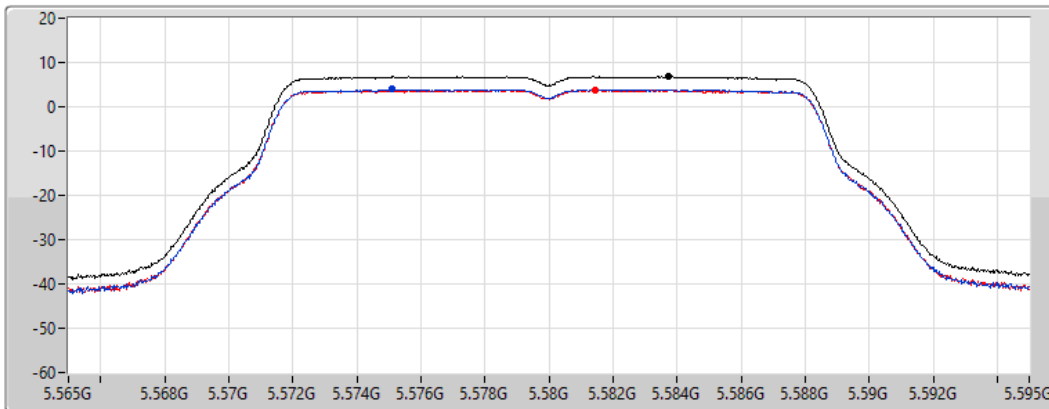
Span
30MHz

RBW
1MHz

VBW
3MHz

Sweep Time
20ms

Detector Type
RMS



Sum

Port 1

Port 2

Sum	PD	Port 1	Port 2
(dBm/RBW)	(dBm/RBW)	(dBm/RBW)	(dBm/RBW)
6.78	6.78	3.91	3.77

802.11a_Nss1,(6Mbps)_2TX

PSD

5700MHz

07/10/2021

CF
5.7GHz

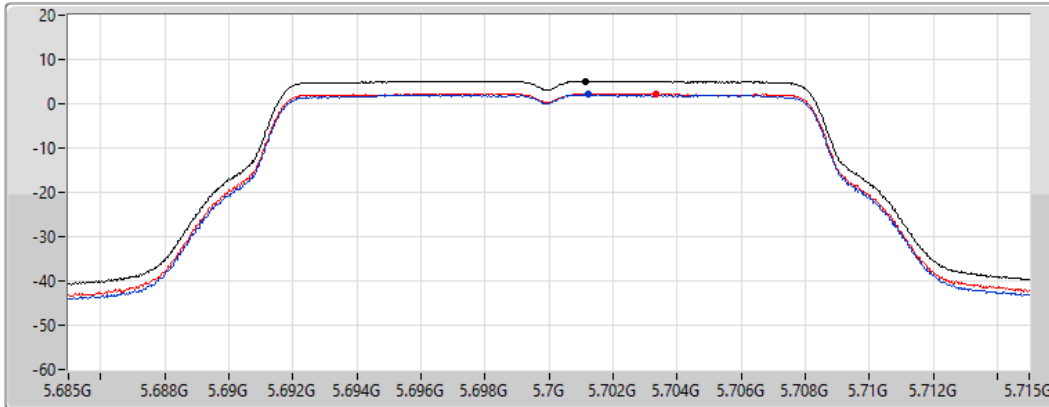
Span
30MHz


RBW
1MHz


VBW
3MHz


Sweep Time
20ms

Detector Type
RMS



Sum 

Port 1 

Port 2 

Sum	PD	Port 1	Port 2
(dBm/RBW)	(dBm/RBW)	(dBm/RBW)	(dBm/RBW)
5.15	5.15	2.04	2.30

802.11a_Nss1,(6Mbps)_2TX

PSD

5720MHz Straddle 5.47-5.725GHz

28/08/2021

CF
5.71GHz

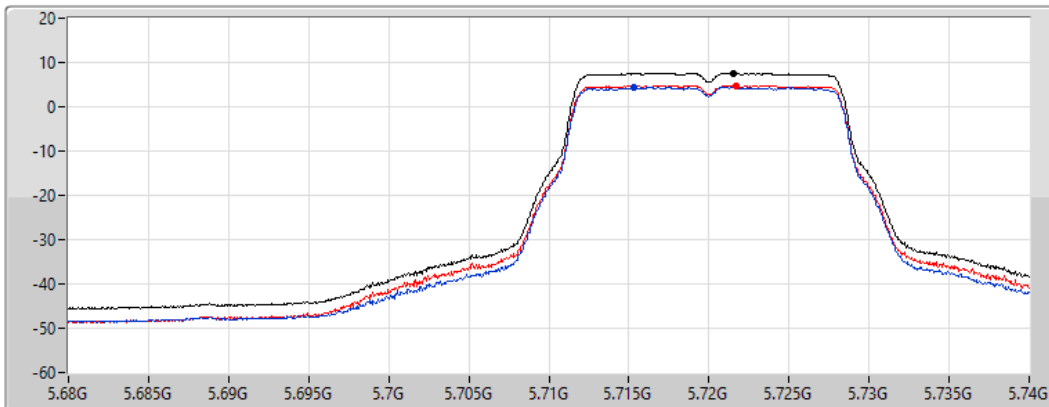
Span
60MHz


RBW
1MHz


VBW
3MHz


Sweep Time
20ms

Detector Type
RMS



Sum 

Port 1 

Port 2 

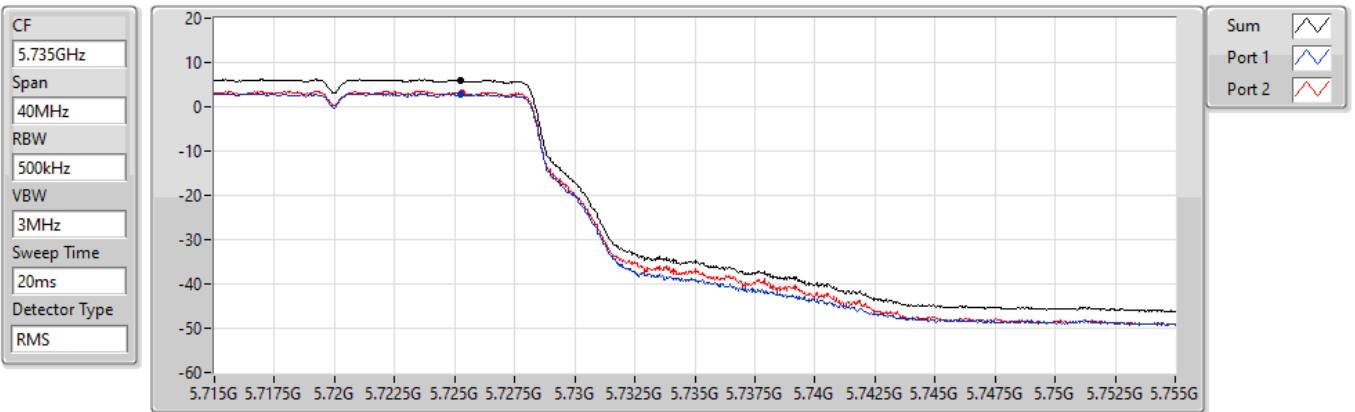
Sum	PD	Port 1	Port 2
(dBm/RBW)	(dBm/RBW)	(dBm/RBW)	(dBm/RBW)
7.57	7.57	4.42	4.82

802.11a_Nss1,(6Mbps)_2TX

PSD

5720MHz Straddle 5.725-5.85GHz

28/08/2021



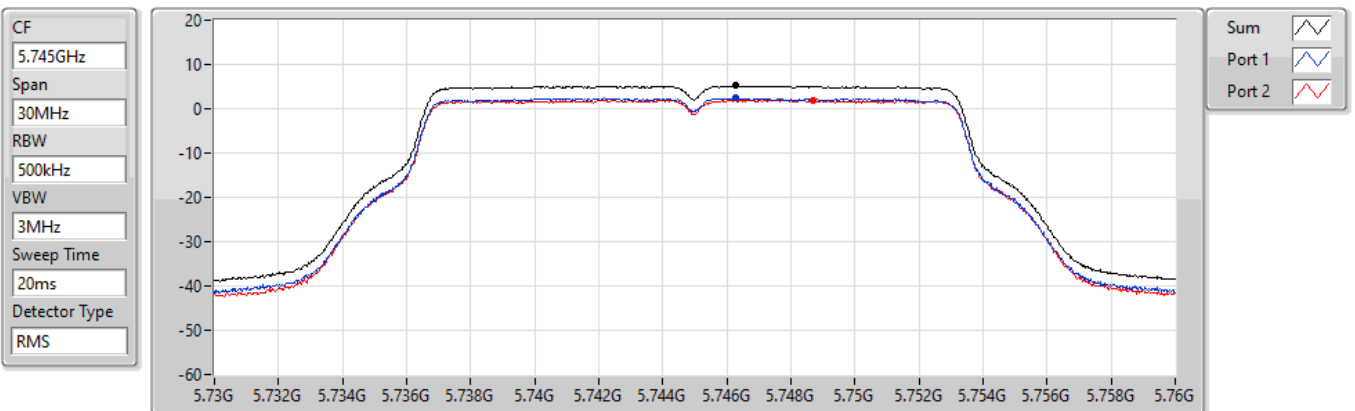
Sum	PD	Port 1	Port 2
(dBm/RBW)	(dBm/RBW)	(dBm/RBW)	(dBm/RBW)
6.01	6.01	2.81	3.23

802.11a_Nss1,(6Mbps)_2TX

PSD

5745MHz

28/08/2021



Sum	PD	Port 1	Port 2
(dBm/RBW)	(dBm/RBW)	(dBm/RBW)	(dBm/RBW)
5.16	5.16	2.47	2.01

802.11a_Nss1,(6Mbps)_2TX

PSD

5785MHz

28/08/2021

CF
5.785GHz

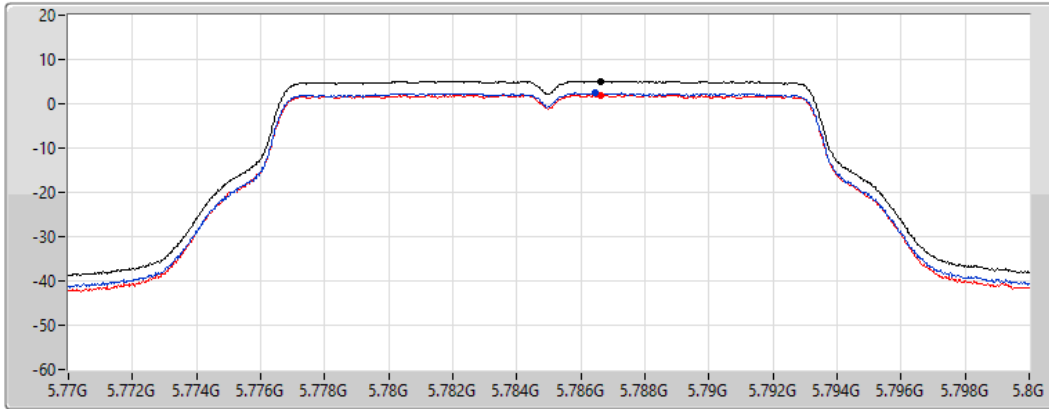
Span
30MHz

RBW
500kHz

VBW
3MHz

Sweep Time
20ms

Detector Type
RMS



Sum

Port 1

Port 2

Sum	PD	Port 1	Port 2
(dBm/RBW)	(dBm/RBW)	(dBm/RBW)	(dBm/RBW)
5.12	5.12	2.48	1.98

802.11a_Nss1,(6Mbps)_2TX

PSD

5825MHz

28/08/2021

CF
5.825GHz

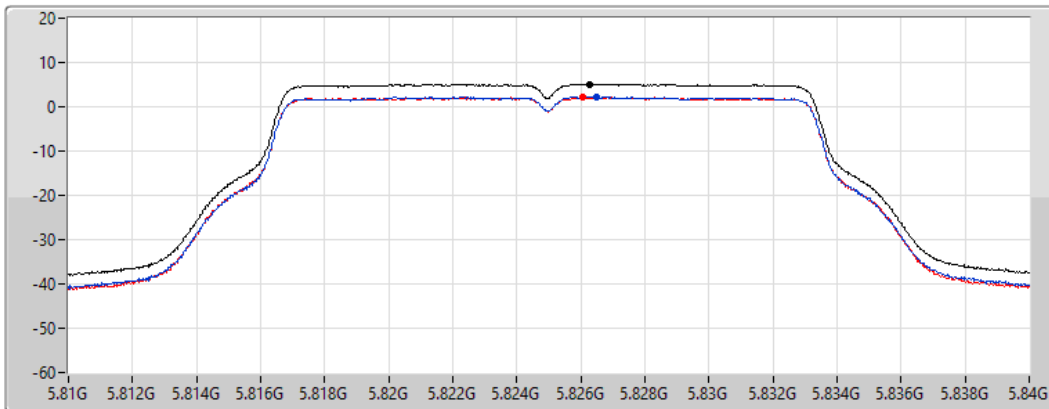
Span
30MHz

RBW
500kHz

VBW
3MHz

Sweep Time
20ms

Detector Type
RMS



Sum

Port 1

Port 2

Sum	PD	Port 1	Port 2
(dBm/RBW)	(dBm/RBW)	(dBm/RBW)	(dBm/RBW)
5.15	5.15	2.31	2.16

802.11ax HEW20_Nss1,(MCS0)_2TX

PSD

5180MHz

07/10/2021

CF
5.18GHz

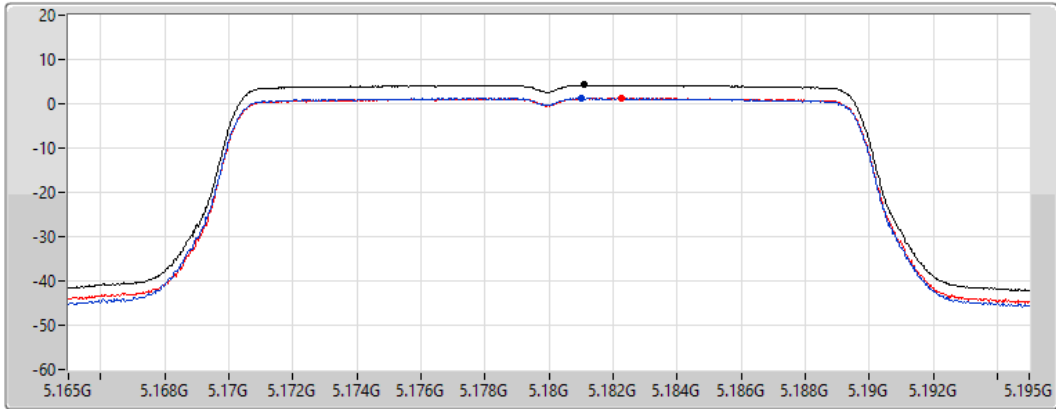
Span
30MHz


RBW
1MHz


VBW
3MHz


Sweep Time
20ms

Detector Type
RMS



Sum 

Port 1 

Port 2 

Sum	PD	Port 1	Port 2
(dBm/RBW)	(dBm/RBW)	(dBm/RBW)	(dBm/RBW)
4.23	4.23	1.25	1.22

802.11ax HEW20_Nss1,(MCS0)_2TX

PSD

5200MHz

28/08/2021

CF
5.2GHz

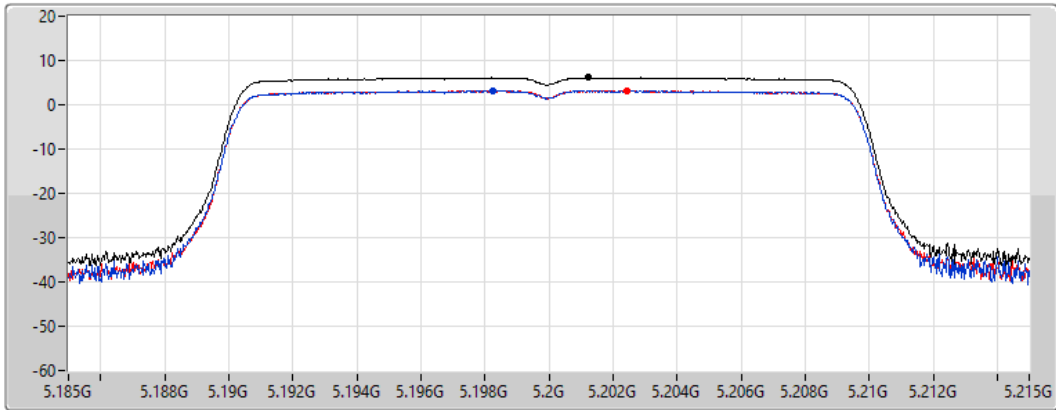
Span
30MHz


RBW
1MHz


VBW
3MHz


Sweep Time
20ms

Detector Type
RMS



Sum 

Port 1 

Port 2 

Sum	PD	Port 1	Port 2
(dBm/RBW)	(dBm/RBW)	(dBm/RBW)	(dBm/RBW)
6.12	6.12	3.17	3.15

802.11ax HEW20_Nss1,(MCS0)_2TX

PSD

5240MHz

28/08/2021

CF
5.24GHz

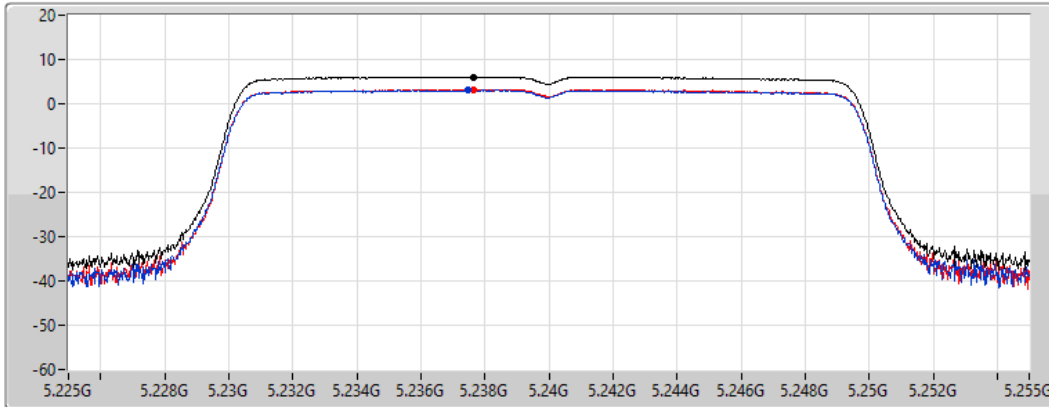
Span
30MHz


RBW
1MHz


VBW
3MHz


Sweep Time
20ms

Detector Type
RMS



Sum 

Port 1 

Port 2 

Sum	PD	Port 1	Port 2
(dBm/RBW)	(dBm/RBW)	(dBm/RBW)	(dBm/RBW)
6.09	6.09	3.02	3.19

802.11ax HEW20_Nss1,(MCS0)_2TX

PSD

5260MHz

28/08/2021

CF
5.26GHz

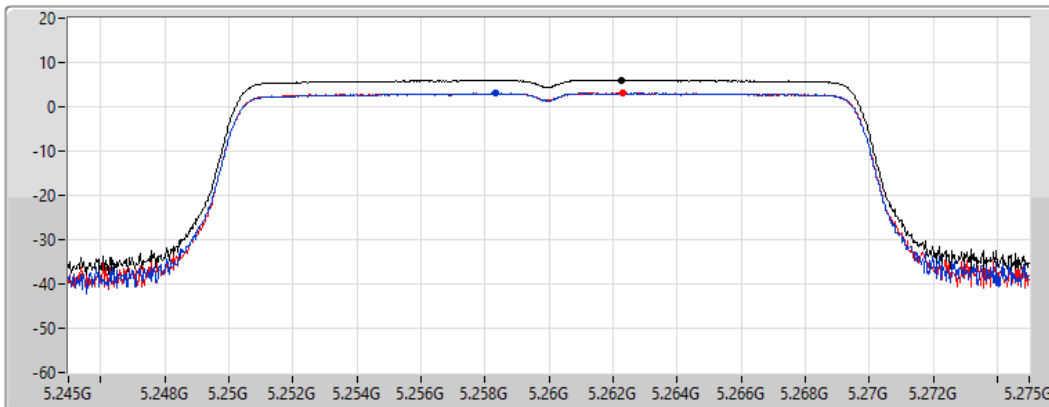
Span
30MHz


RBW
1MHz


VBW
3MHz


Sweep Time
20ms

Detector Type
RMS



Sum 

Port 1 

Port 2 

Sum	PD	Port 1	Port 2
(dBm/RBW)	(dBm/RBW)	(dBm/RBW)	(dBm/RBW)
6.03	6.03	3.07	3.07

802.11ax HEW20_Nss1,(MCS0)_2TX

PSD

5300MHz

28/08/2021

CF
5.3GHz

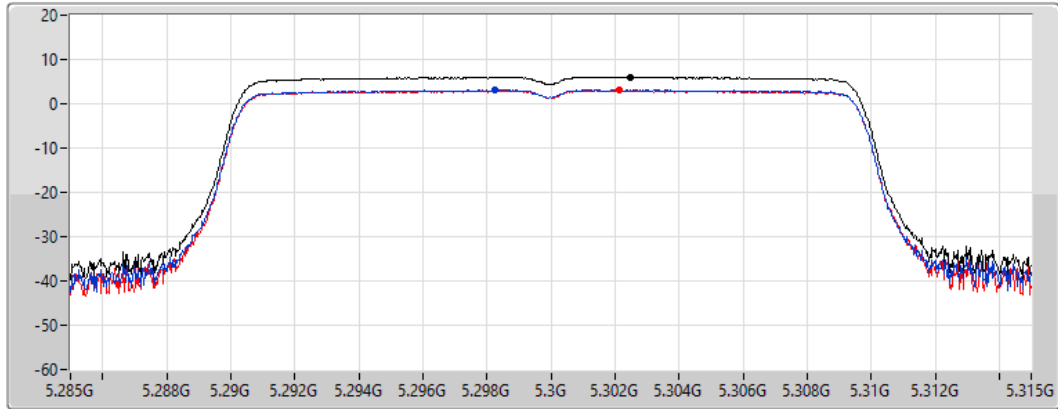
Span
30MHz


RBW
1MHz


VBW
3MHz


Sweep Time
20ms

Detector Type
RMS



Sum 

Port 1 

Port 2 

Sum	PD	Port 1	Port 2
(dBm/RBW)	(dBm/RBW)	(dBm/RBW)	(dBm/RBW)
6.06	6.06	3.13	3.01

802.11ax HEW20_Nss1,(MCS0)_2TX

PSD

5320MHz

07/10/2021

CF
5.32GHz

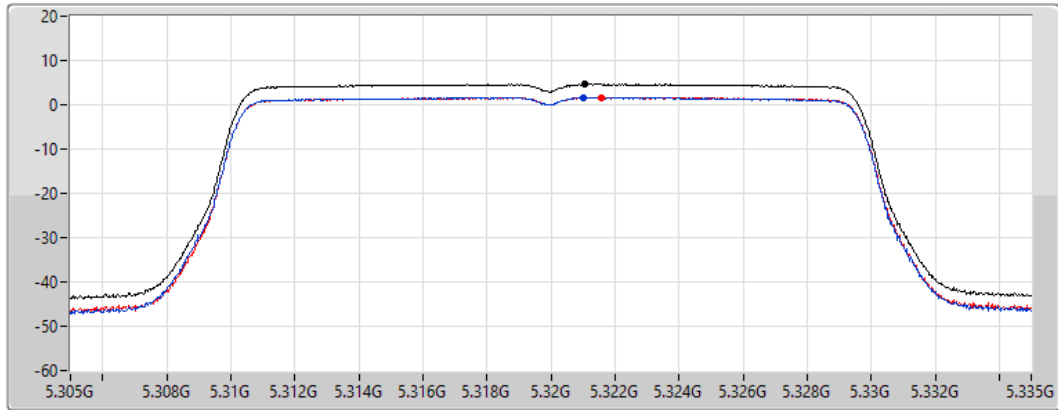
Span
30MHz


RBW
1MHz


VBW
3MHz


Sweep Time
20ms

Detector Type
RMS



Sum 

Port 1 

Port 2 

Sum	PD	Port 1	Port 2
(dBm/RBW)	(dBm/RBW)	(dBm/RBW)	(dBm/RBW)
4.62	4.62	1.61	1.64

802.11ax HEW20_Nss1,(MCS0)_2TX

PSD

5500MHz

07/10/2021

CF
5.5GHz

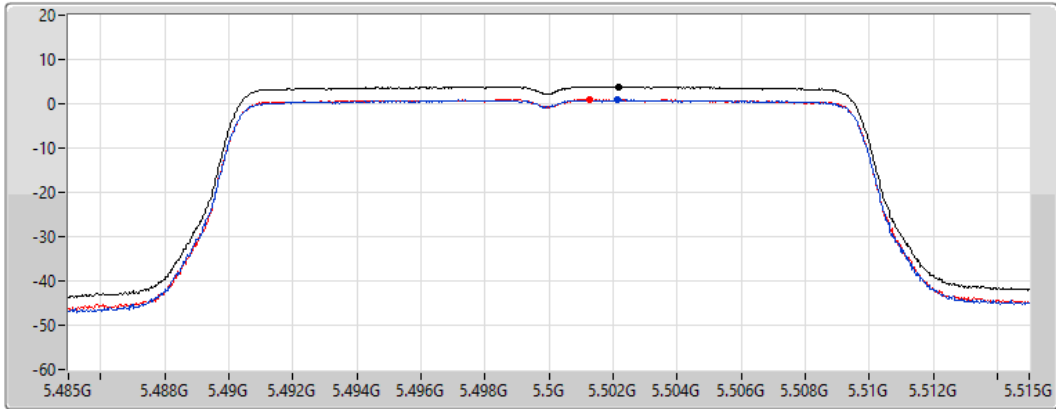
Span
30MHz


RBW
1MHz


VBW
3MHz


Sweep Time
20ms

Detector Type
RMS



Sum 

Port 1 

Port 2 

Sum	PD	Port 1	Port 2
(dBm/RBW)	(dBm/RBW)	(dBm/RBW)	(dBm/RBW)
3.86	3.86	0.87	0.92

802.11ax HEW20_Nss1,(MCS0)_2TX

PSD

5580MHz

28/08/2021

CF
5.58GHz

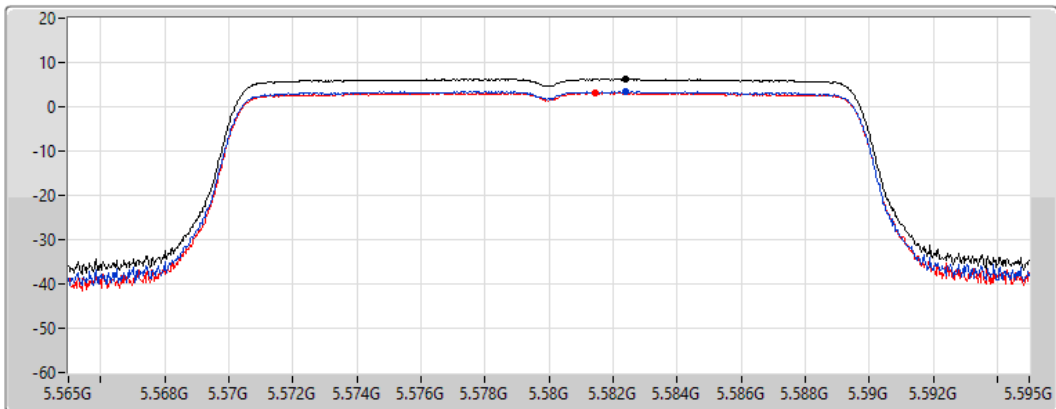
Span
30MHz


RBW
1MHz


VBW
3MHz


Sweep Time
20ms

Detector Type
RMS



Sum 

Port 1 

Port 2 

Sum	PD	Port 1	Port 2
(dBm/RBW)	(dBm/RBW)	(dBm/RBW)	(dBm/RBW)
6.28	6.28	3.44	3.12

802.11ax HEW20_Nss1,(MCS0)_2TX

PSD

5700MHz

07/10/2021

CF
5.7GHz

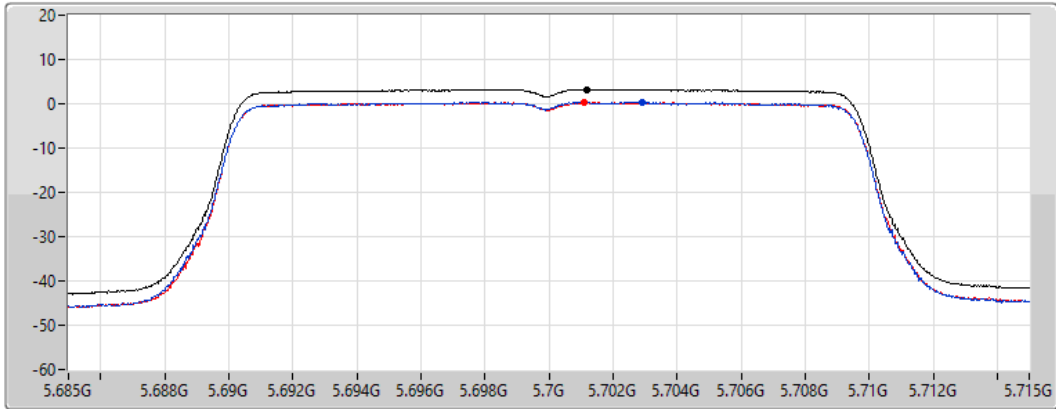
Span
30MHz


RBW
1MHz


VBW
3MHz


Sweep Time
20ms

Detector Type
RMS



Sum 

Port 1 

Port 2 

Sum	PD	Port 1	Port 2
(dBm/RBW)	(dBm/RBW)	(dBm/RBW)	(dBm/RBW)
3.23	3.23	0.32	0.22

802.11ax HEW20_Nss1,(MCS0)_2TX

PSD

5720MHz Straddle 5.47-5.725GHz

28/08/2021

CF
5.71GHz

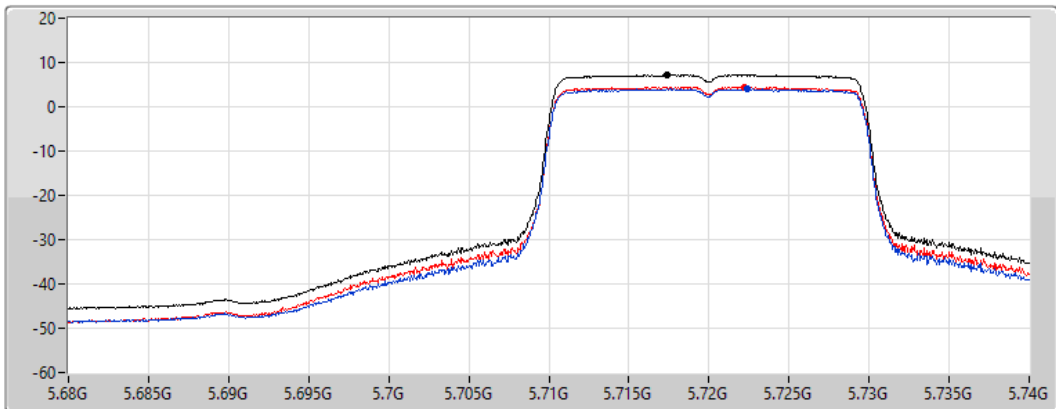
Span
60MHz


RBW
1MHz


VBW
3MHz


Sweep Time
20ms

Detector Type
RMS



Sum 

Port 1 

Port 2 

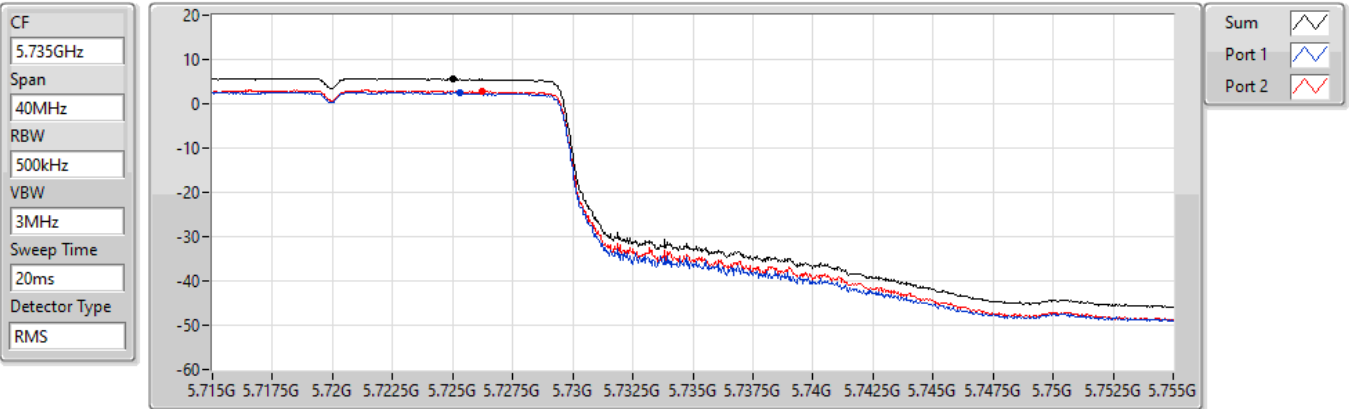
Sum	PD	Port 1	Port 2
(dBm/RBW)	(dBm/RBW)	(dBm/RBW)	(dBm/RBW)
7.13	7.13	3.99	4.38

802.11ax HEW20_Nss1,(MCS0)_2TX

PSD

5720MHz Straddle 5.725-5.85GHz

28/08/2021



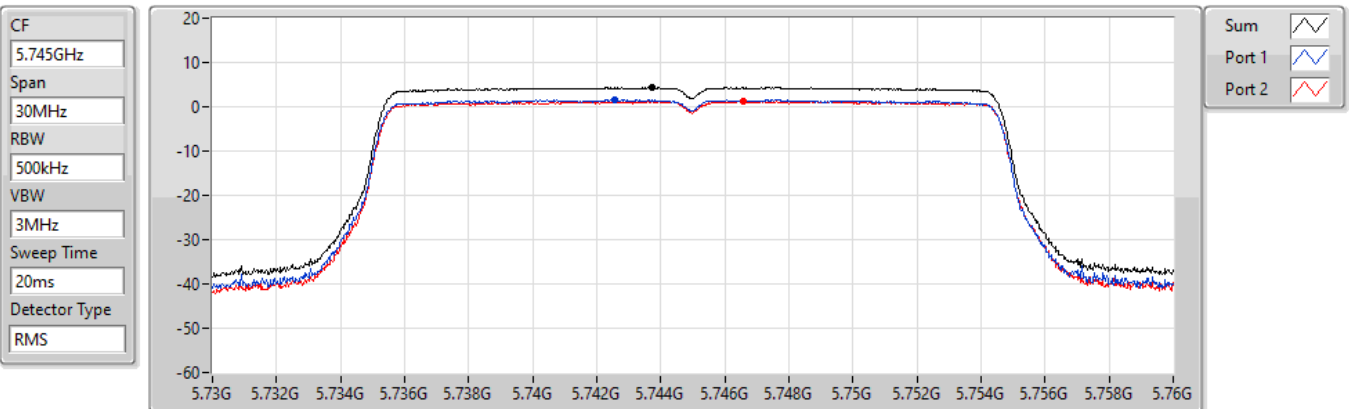
Sum	PD	Port 1	Port 2
(dBm/RBW)	(dBm/RBW)	(dBm/RBW)	(dBm/RBW)
5.56	5.56	2.44	2.76

802.11ax HEW20_Nss1,(MCS0)_2TX

PSD

5745MHz

28/08/2021



Sum	PD	Port 1	Port 2
(dBm/RBW)	(dBm/RBW)	(dBm/RBW)	(dBm/RBW)
4.32	4.32	1.59	1.24

802.11ax HEW20_Nss1,(MCS0)_2TX

PSD

5785MHz

28/08/2021

CF
5.785GHz

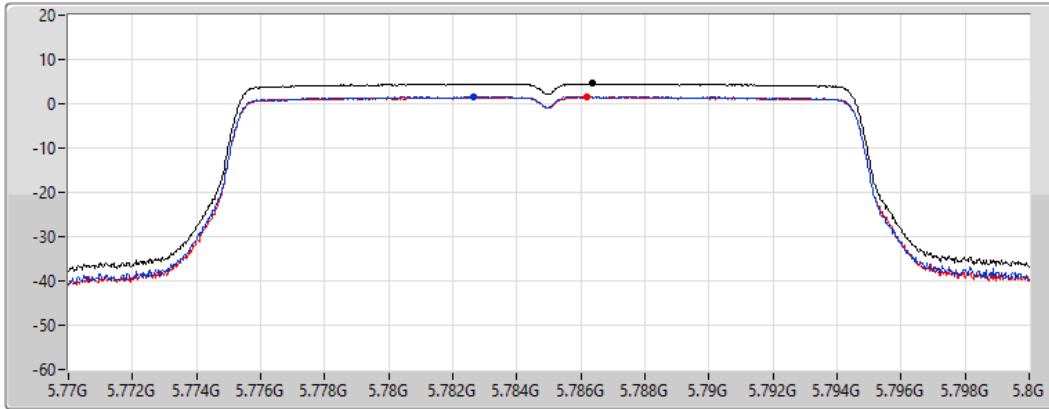
Span
30MHz


RBW
500kHz


VBW
3MHz


Sweep Time
20ms

Detector Type
RMS



Sum 

Port 1 

Port 2 

Sum	PD	Port 1	Port 2
(dBm/RBW)	(dBm/RBW)	(dBm/RBW)	(dBm/RBW)
4.55	4.55	1.67	1.54

802.11ax HEW20_Nss1,(MCS0)_2TX

PSD

5825MHz

28/08/2021

CF
5.825GHz

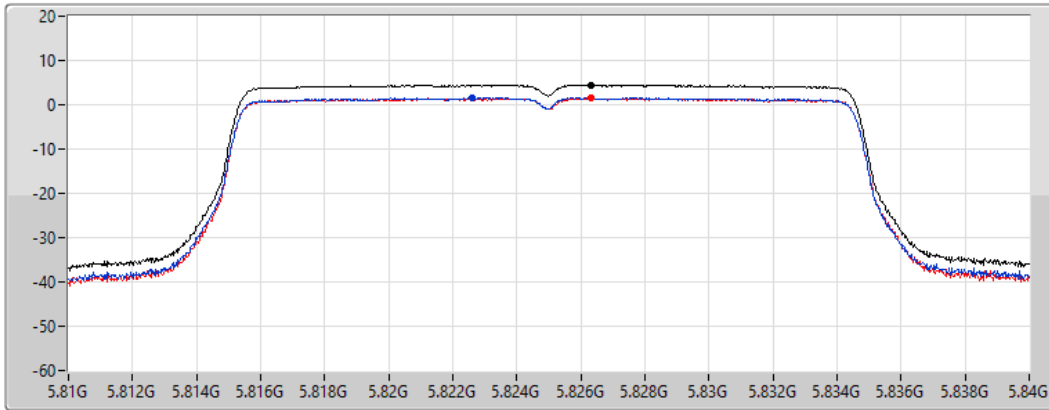
Span
30MHz


RBW
500kHz


VBW
3MHz


Sweep Time
20ms

Detector Type
RMS



Sum 

Port 1 

Port 2 

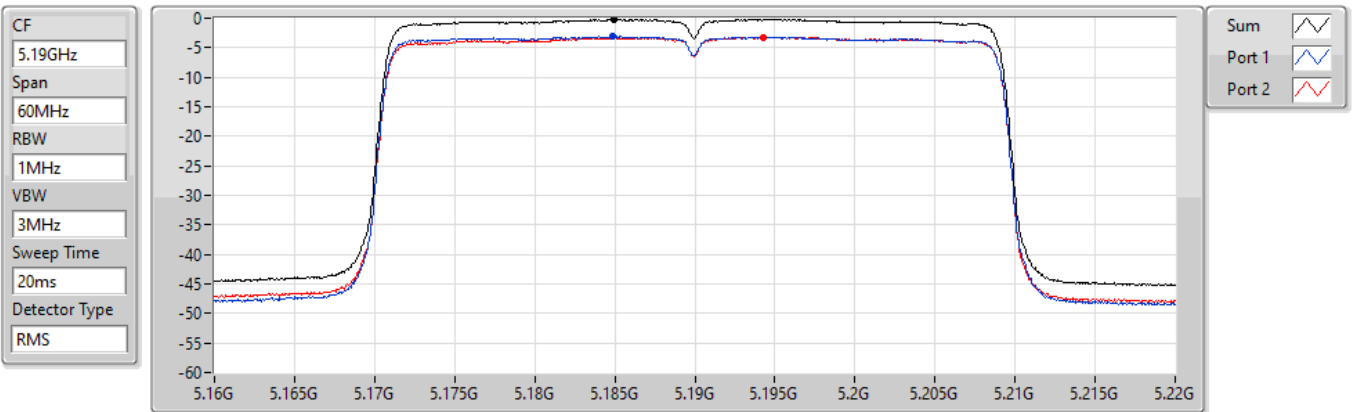
Sum	PD	Port 1	Port 2
(dBm/RBW)	(dBm/RBW)	(dBm/RBW)	(dBm/RBW)
4.49	4.49	1.54	1.48

802.11ax HEW40_Nss1,(MCS0)_2TX

PSD

5190MHz

07/10/2021



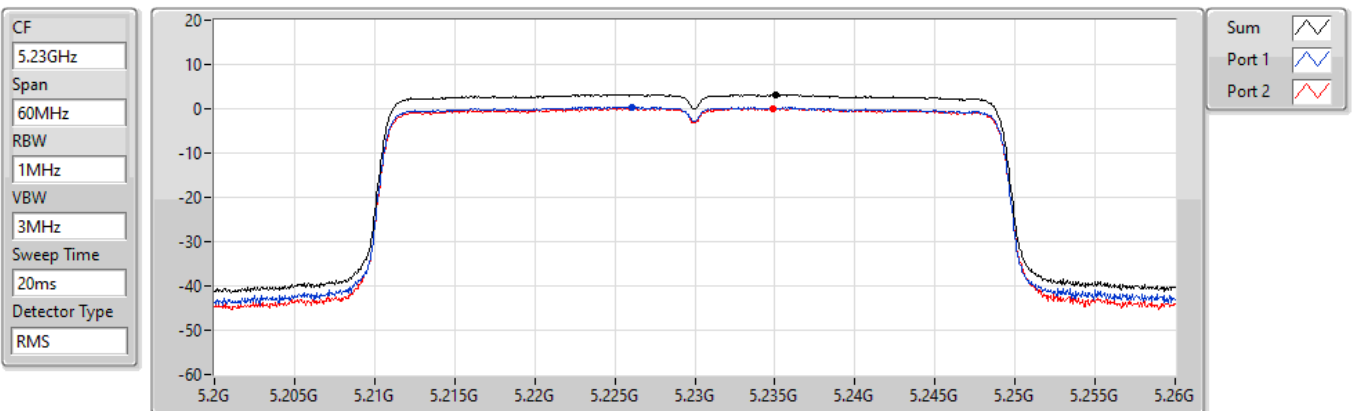
Sum	PD	Port 1	Port 2
(dBm/RBW)	(dBm/RBW)	(dBm/RBW)	(dBm/RBW)
-0.20	-0.20	-3.07	-3.18

802.11ax HEW40_Nss1,(MCS0)_2TX

PSD

5230MHz

28/08/2021



Sum	PD	Port 1	Port 2
(dBm/RBW)	(dBm/RBW)	(dBm/RBW)	(dBm/RBW)
3.21	3.21	0.38	0.12

802.11ax HEW40_Nss1,(MCS0)_2TX

PSD

5270MHz

28/08/2021

CF
5.27GHz

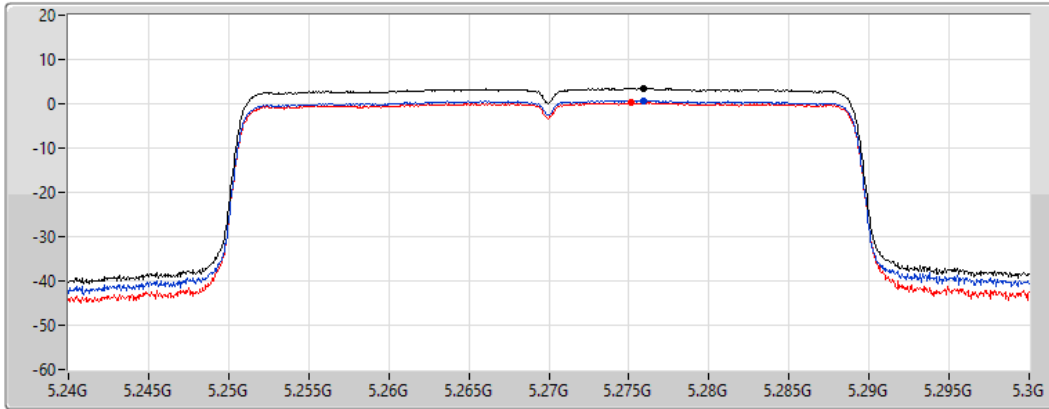
Span
60MHz

RBW
1MHz

VBW
3MHz

Sweep Time
20ms

Detector Type
RMS



Sum

Port 1

Port 2

Sum	PD	Port 1	Port 2
(dBm/RBW)	(dBm/RBW)	(dBm/RBW)	(dBm/RBW)
3.45	3.45	0.71	0.22

802.11ax HEW40_Nss1,(MCS0)_2TX

PSD

5310MHz

07/10/2021

CF
5.31GHz

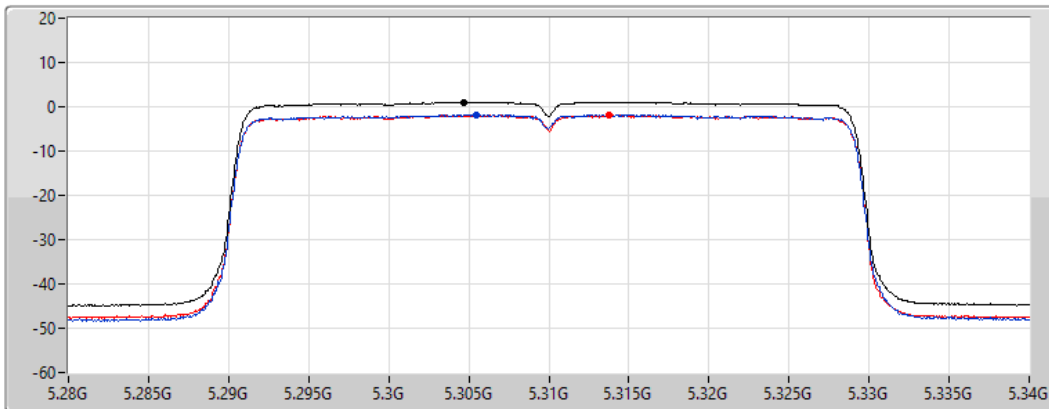
Span
60MHz

RBW
1MHz

VBW
3MHz

Sweep Time
20ms

Detector Type
RMS



Sum

Port 1

Port 2

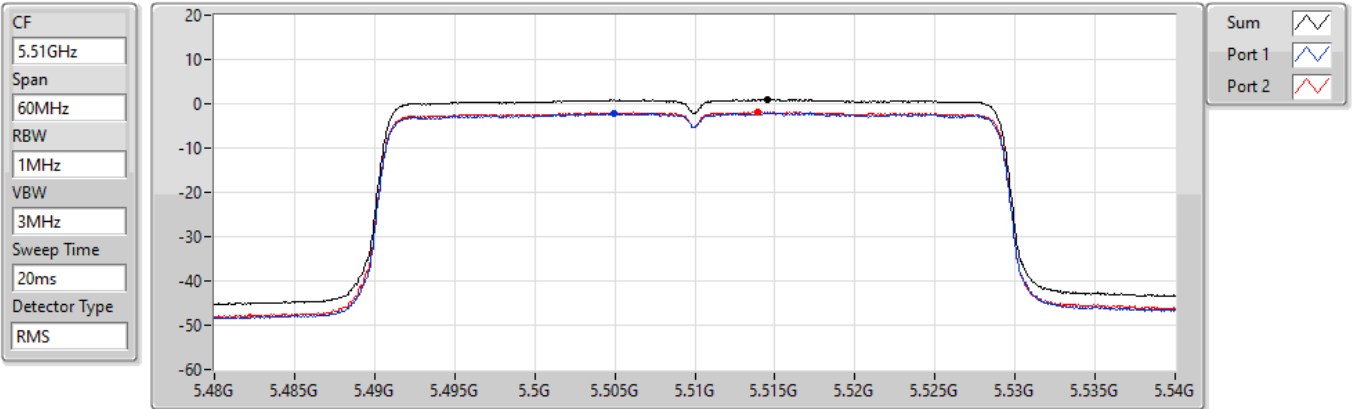
Sum	PD	Port 1	Port 2
(dBm/RBW)	(dBm/RBW)	(dBm/RBW)	(dBm/RBW)
1.05	1.05	-1.79	-1.91

802.11ax HEW40_Nss1,(MCS0)_2TX

PSD

5510MHz

07/10/2021



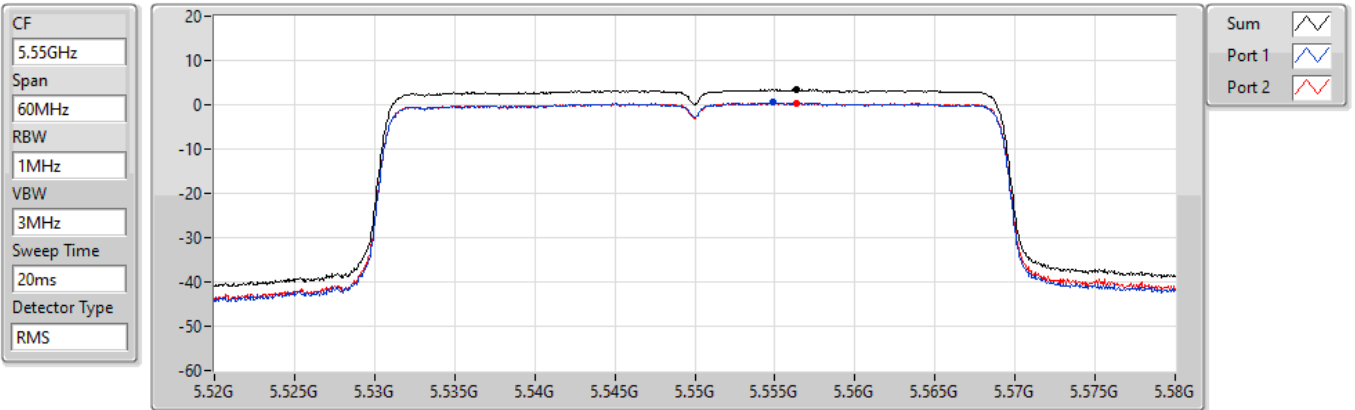
Sum	PD	Port 1	Port 2
(dBm/1MHz)	(dBm/1MHz)	(dBm/1MHz)	(dBm/1MHz)
0.95	0.95	-2.18	-1.89

802.11ax HEW40_Nss1,(MCS0)_2TX

PSD

5550MHz

28/08/2021



Sum	PD	Port 1	Port 2
(dBm/1MHz)	(dBm/1MHz)	(dBm/1MHz)	(dBm/1MHz)
3.40	3.40	0.47	0.43

802.11ax HEW40_Nss1,(MCS0)_2TX

PSD

5670MHz

07/10/2021

CF
5.67GHz

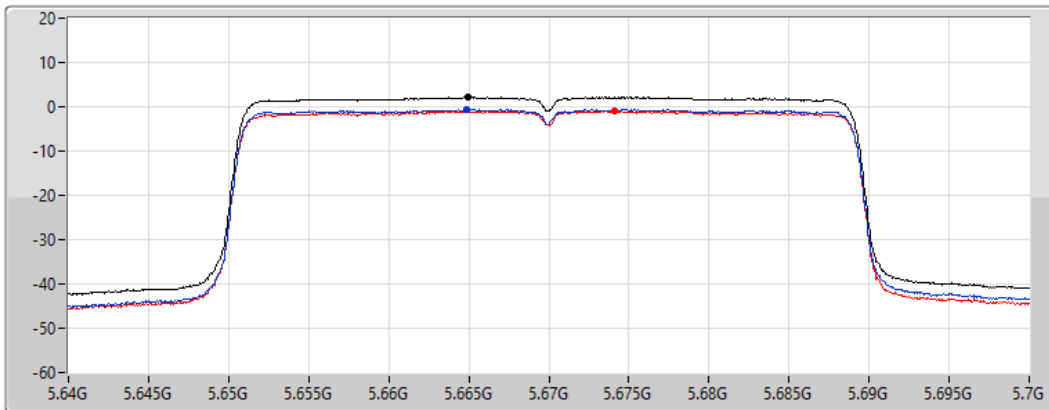
Span
60MHz


RBW
1MHz


VBW
3MHz


Sweep Time
20ms

Detector Type
RMS



Sum 

Port 1 

Port 2 

Sum	PD	Port 1	Port 2
(dBm/RBW)	(dBm/RBW)	(dBm/RBW)	(dBm/RBW)
2.14	2.14	-0.57	-0.96

802.11ax HEW40_Nss1,(MCS0)_2TX

PSD

5710MHz Straddle 5.47-5.725GHz

28/08/2021

CF
5.69GHz

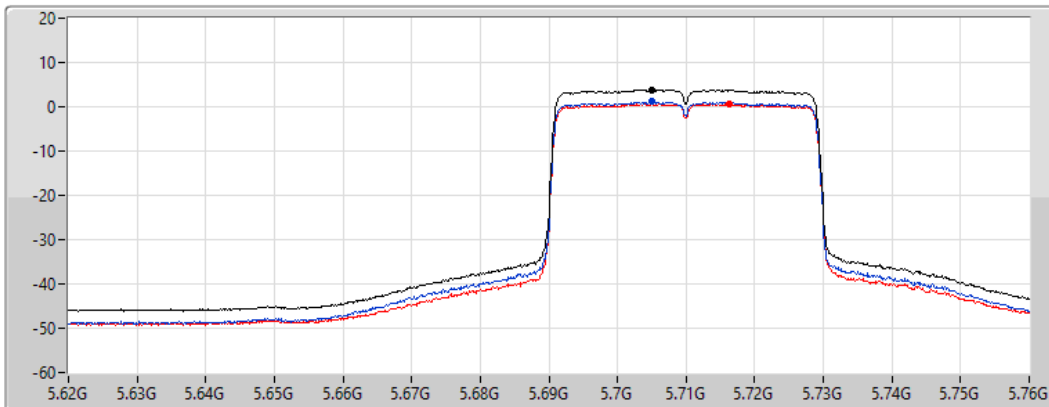
Span
140MHz


RBW
1MHz


VBW
3MHz


Sweep Time
20ms

Detector Type
RMS



Sum 

Port 1 

Port 2 

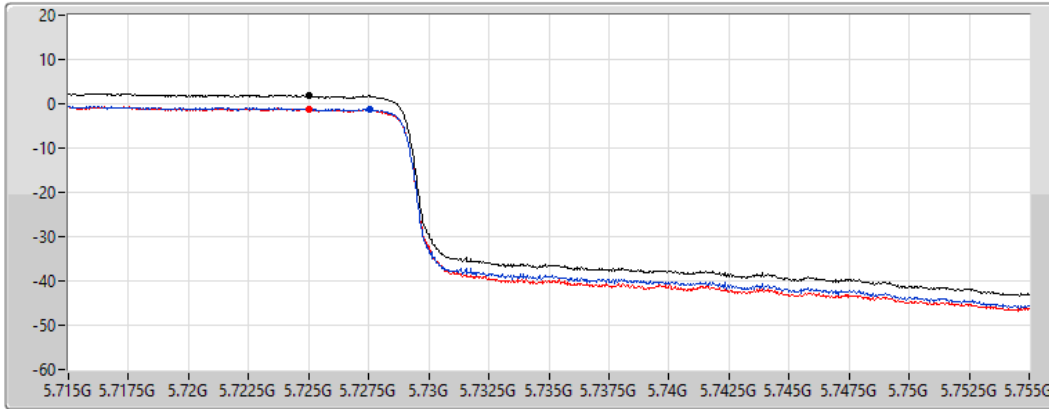
Sum	PD	Port 1	Port 2
(dBm/RBW)	(dBm/RBW)	(dBm/RBW)	(dBm/RBW)
3.86	3.86	1.11	0.62




802.11ax HEW40_Nss1,(MCS0)_2TX
5710MHz Straddle 5.725-5.85GHz

PSD

28/08/2021

CF
 5.735GHz
 Span
 40MHz
 RBW
 500kHz
 VBW
 3MHz
 Sweep Time
 20ms
 Detector Type
 RMS



Sum 
 Port 1 
 Port 2 

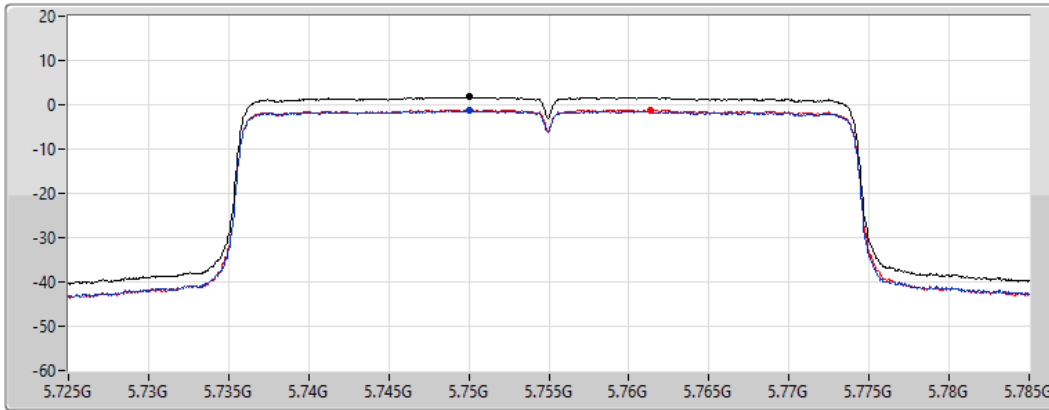
Sum	PD	Port 1	Port 2
(dBm/RBW)	(dBm/RBW)	(dBm/RBW)	(dBm/RBW)
1.79	1.79	-1.17	-1.17




802.11ax HEW40_Nss1,(MCS0)_2TX
5755MHz

PSD

28/08/2021

CF
 5.755GHz
 Span
 60MHz
 RBW
 500kHz
 VBW
 3MHz
 Sweep Time
 20ms
 Detector Type
 RMS



Sum 
 Port 1 
 Port 2 

Sum	PD	Port 1	Port 2
(dBm/RBW)	(dBm/RBW)	(dBm/RBW)	(dBm/RBW)
1.78	1.78	-1.30	-1.12

802.11ax HEW40_Nss1,(MCS0)_2TX

PSD

5795MHz

28/08/2021

CF
5.795GHz

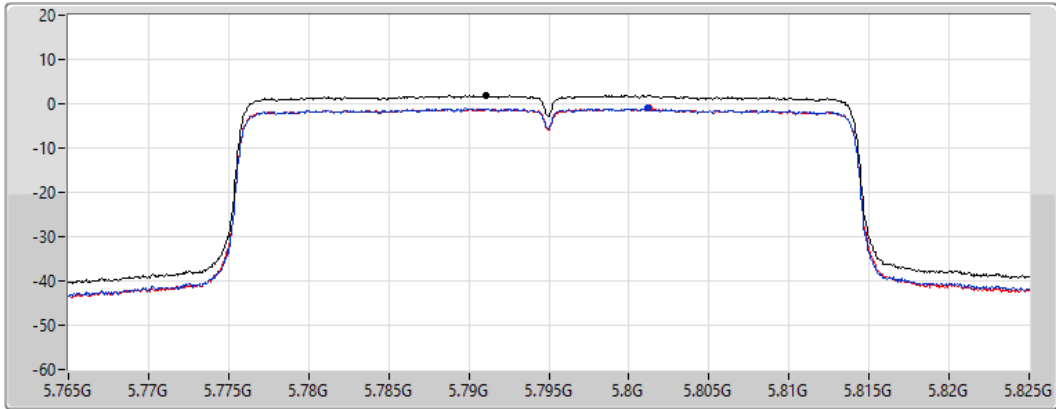
Span
60MHz

RBW
500kHz

VBW
3MHz

Sweep Time
20ms

Detector Type
RMS



Sum

Port 1

Port 2

Sum	PD	Port 1	Port 2
(dBm/RBW)	(dBm/RBW)	(dBm/RBW)	(dBm/RBW)
1.83	1.83	-1.09	-1.08

802.11ax HEW80_Nss1,(MCS0)_2TX

PSD

5210MHz

07/10/2021

CF
5.21GHz

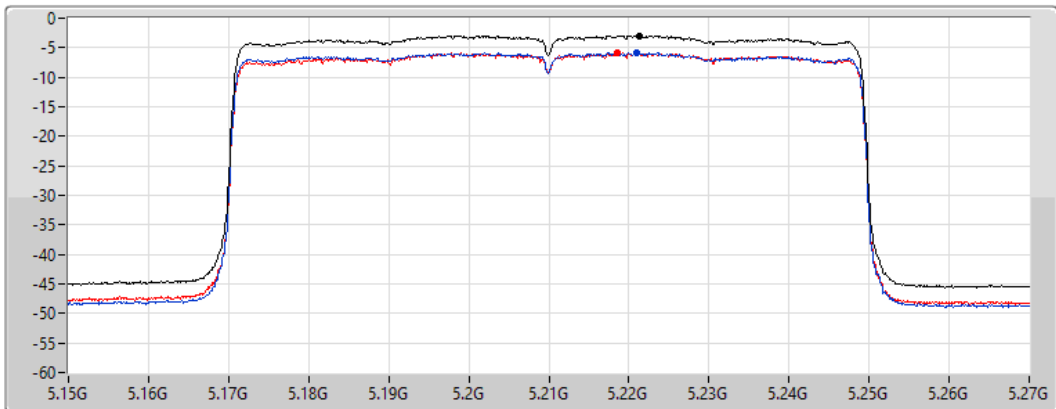
Span
120MHz

RBW
1MHz

VBW
3MHz

Sweep Time
20ms

Detector Type
RMS



Sum

Port 1

Port 2

Sum	PD	Port 1	Port 2
(dBm/RBW)	(dBm/RBW)	(dBm/RBW)	(dBm/RBW)
-2.93	-2.93	-5.78	-5.89

802.11ax HEW80_Nss1,(MCS0)_2TX

PSD

5290MHz

07/10/2021

CF
5.29GHz

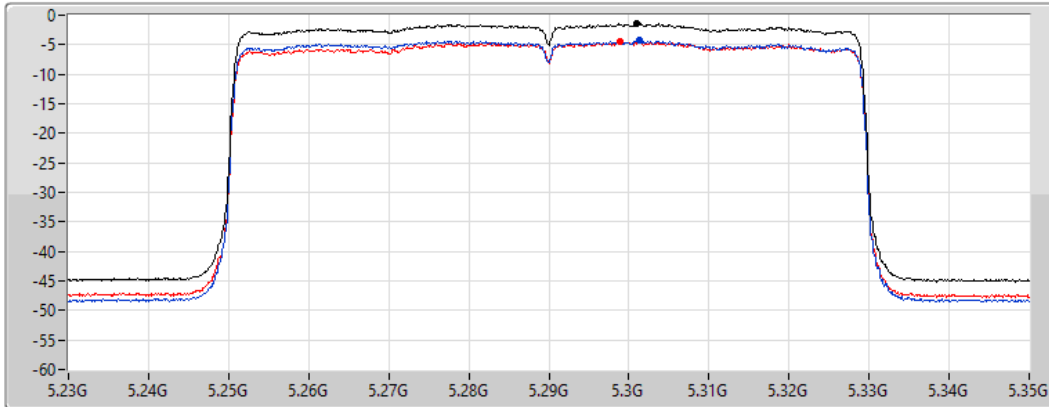
Span
120MHz


RBW
1MHz


VBW
3MHz


Sweep Time
20ms

Detector Type
RMS



Sum 

Port 1 

Port 2 

Sum	PD	Port 1	Port 2
(dBm/RBW)	(dBm/RBW)	(dBm/RBW)	(dBm/RBW)
-1.46	-1.46	-4.27	-4.52

802.11ax HEW80_Nss1,(MCS0)_2TX

PSD

5530MHz

07/10/2021

CF
5.53GHz

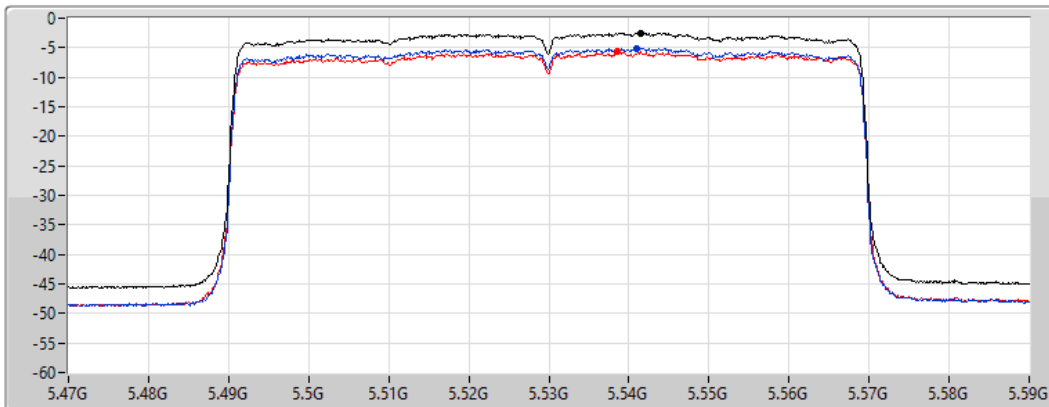
Span
120MHz


RBW
1MHz


VBW
3MHz


Sweep Time
20ms

Detector Type
RMS



Sum 

Port 1 

Port 2 

Sum	PD	Port 1	Port 2
(dBm/RBW)	(dBm/RBW)	(dBm/RBW)	(dBm/RBW)
-2.47	-2.47	-5.15	-5.66

802.11ax HEW80_Nss1,(MCS0)_2TX

PSD

5610MHz

28/08/2021

CF
5.61GHz

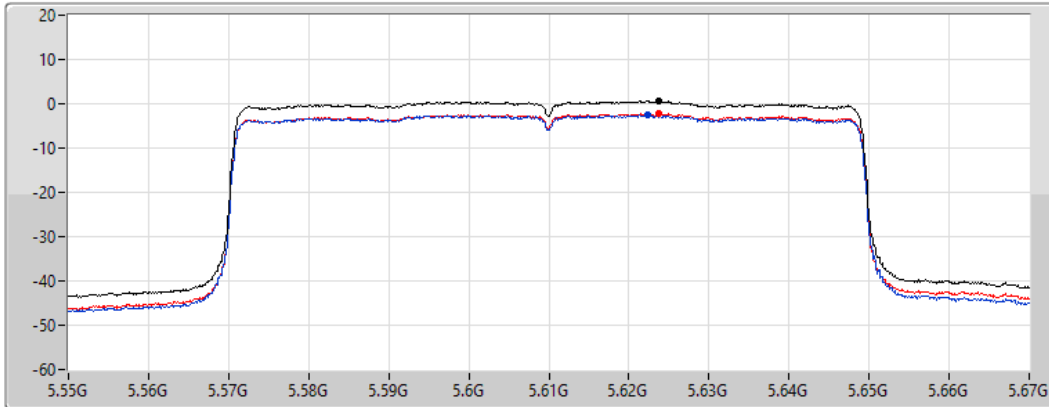
Span
120MHz


RBW
1MHz


VBW
3MHz


Sweep Time
20ms

Detector Type
RMS



Sum 

Port 1 

Port 2 

Sum	PD	Port 1	Port 2
(dBm/RBW)	(dBm/RBW)	(dBm/RBW)	(dBm/RBW)
0.58	0.58	-2.62	-2.16

802.11ax HEW80_Nss1,(MCS0)_2TX

PSD

5690MHz Straddle 5.47-5.725GHz

28/08/2021

CF
5.65GHz

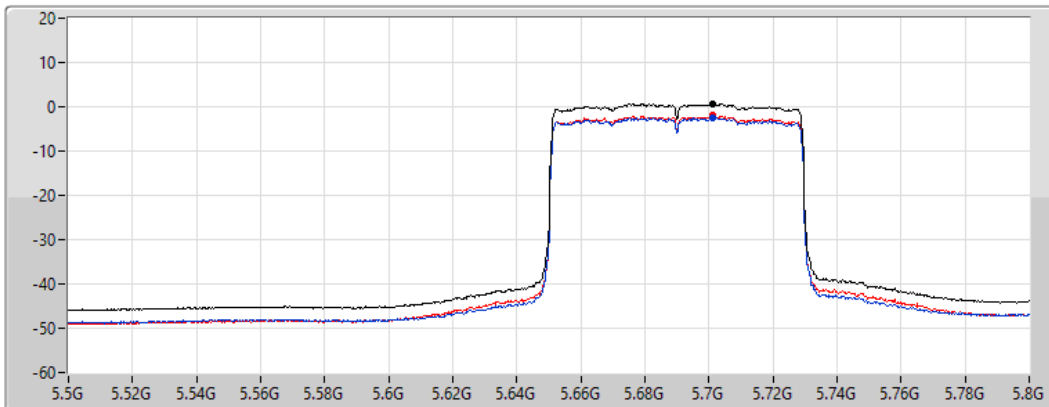
Span
300MHz


RBW
1MHz


VBW
3MHz


Sweep Time
20ms

Detector Type
RMS



Sum 

Port 1 

Port 2 

Sum	PD	Port 1	Port 2
(dBm/RBW)	(dBm/RBW)	(dBm/RBW)	(dBm/RBW)
0.73	0.73	-2.59	-1.99

802.11ax HEW80_Nss1,(MCS0)_2TX

PSD

5690MHz Straddle 5.725-5.85GHz

28/08/2021

CF
5.735GHz

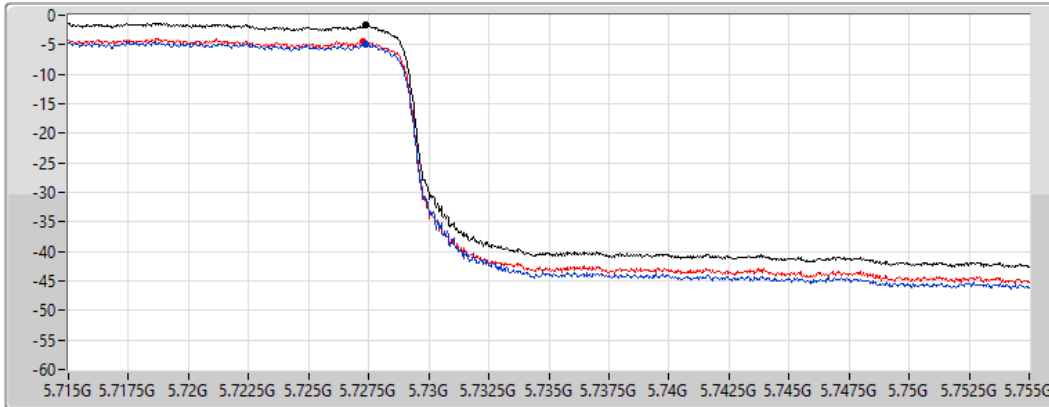
Span
40MHz


RBW
500kHz


VBW
3MHz


Sweep Time
20ms

Detector Type
RMS



Sum 

Port 1 

Port 2 

Sum	PD	Port 1	Port 2
(dBm/RBW)	(dBm/RBW)	(dBm/RBW)	(dBm/RBW)
-1.71	-1.71	-4.88	-4.48

802.11ax HEW80_Nss1,(MCS0)_2TX

PSD

5775MHz

28/08/2021

CF
5.775GHz

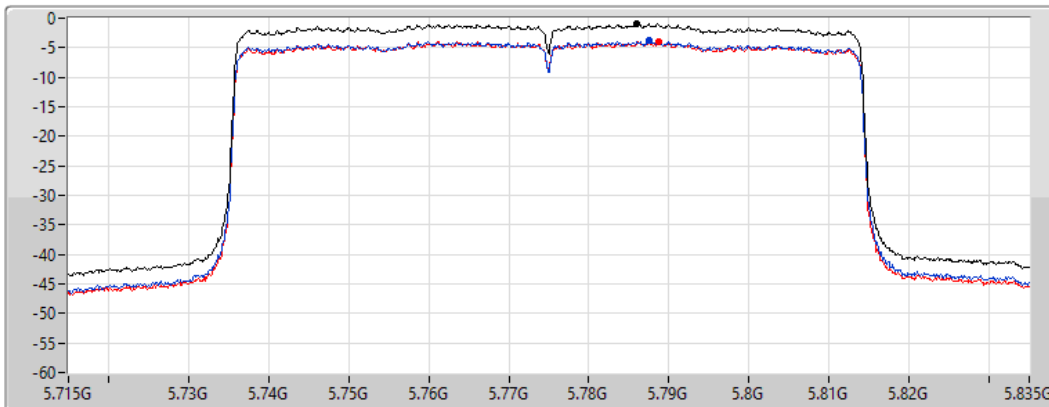
Span
120MHz


RBW
500kHz


VBW
3MHz


Sweep Time
20ms

Detector Type
RMS



Sum 

Port 1 

Port 2 

Sum	PD	Port 1	Port 2
(dBm/RBW)	(dBm/RBW)	(dBm/RBW)	(dBm/RBW)
-1.01	-1.01	-3.86	-3.98



Summary

Mode	Result	F-Start (Hz)	F-Stop (Hz)	Type	Freq (Hz)	DG (dBi)	P1 (dBm)	P2 (dBm)	Psum (dBm)	EIRP (dBm)	Limit (dBm)	Margin (dB)
2.4-2.4835GHz	-	-	-	-	-	-	-	-	-	-	-	-
802.11ax HEW20_Nss1,(MCS0)_2TX	Pass	30M	1G	PK	35.94M	6.52	-90.35	-86.52	-85.02	-73.80	-55.20	-18.60

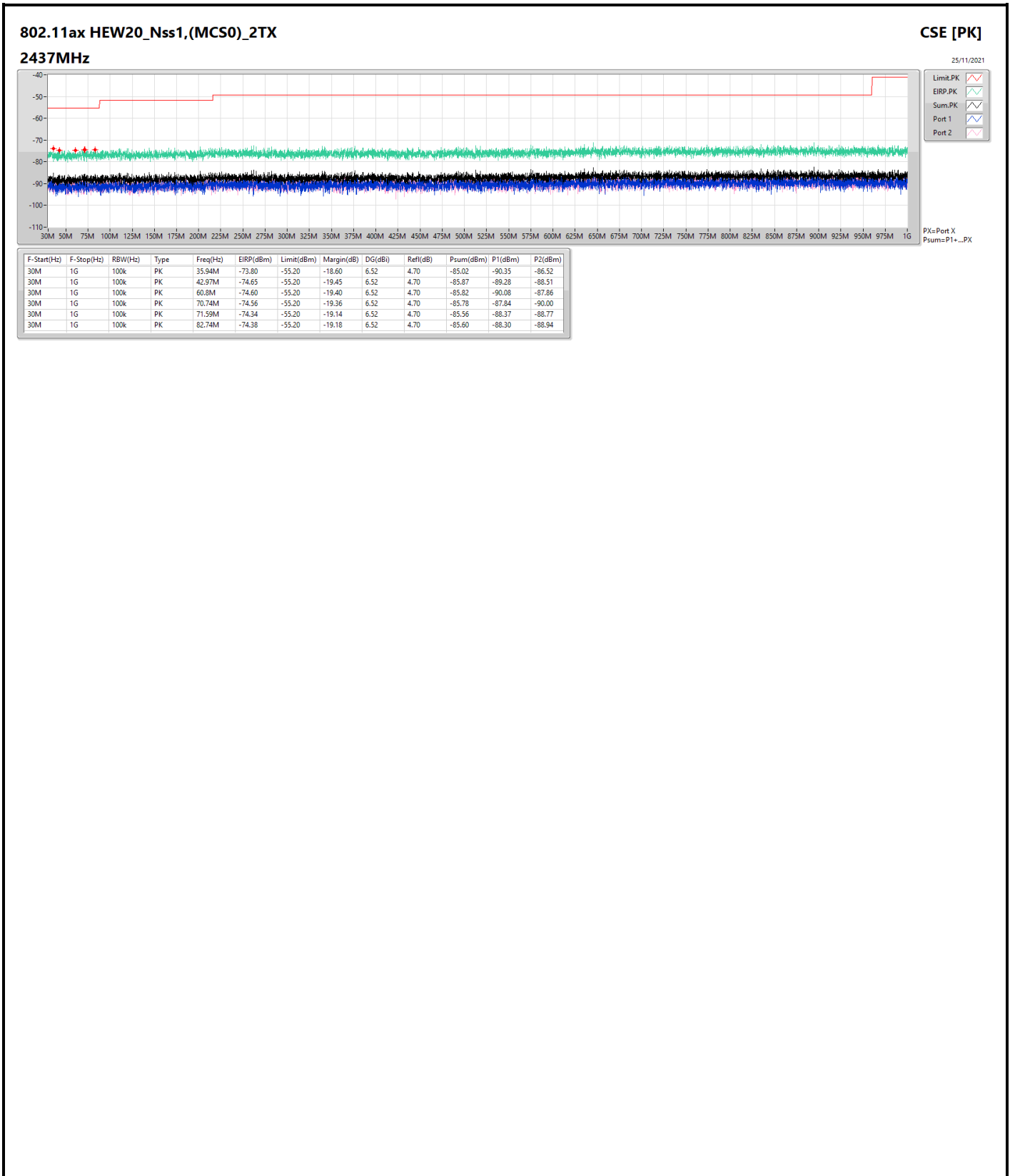
DG = Directional Gain ; PX=Port X; Psum=P1+P2+...PX



Result

Mode	Result	F-Start (Hz)	F-Stop (Hz)	Type	Freq (Hz)	DG (dBi)	P1 (dBm)	P2 (dBm)	Psum (dBm)	EIRP (dBm)	Limit (dBm)	Margin (dB)
802.11ax HEW20_Nss1,(MCS0)_2TX	-	-	-	-	-	-	-	-	-	-	-	-
2437MHz	Pass	30M	1G	PK	35.94M	6.52	-90.35	-86.52	-85.02	-73.80	-55.20	-18.60
2437MHz	Pass	30M	1G	PK	42.97M	6.52	-89.28	-88.51	-85.87	-74.65	-55.20	-19.45
2437MHz	Pass	30M	1G	PK	60.8M	6.52	-90.08	-87.86	-85.82	-74.60	-55.20	-19.40
2437MHz	Pass	30M	1G	PK	70.74M	6.52	-87.84	-90.00	-85.78	-74.56	-55.20	-19.36
2437MHz	Pass	30M	1G	PK	71.59M	6.52	-88.37	-88.77	-85.56	-74.34	-55.20	-19.14
2437MHz	Pass	30M	1G	PK	82.74M	6.52	-88.30	-88.94	-85.60	-74.38	-55.20	-19.18

DG = Directional Gain ; PX=Port X; Psum=P1+P2+...PX

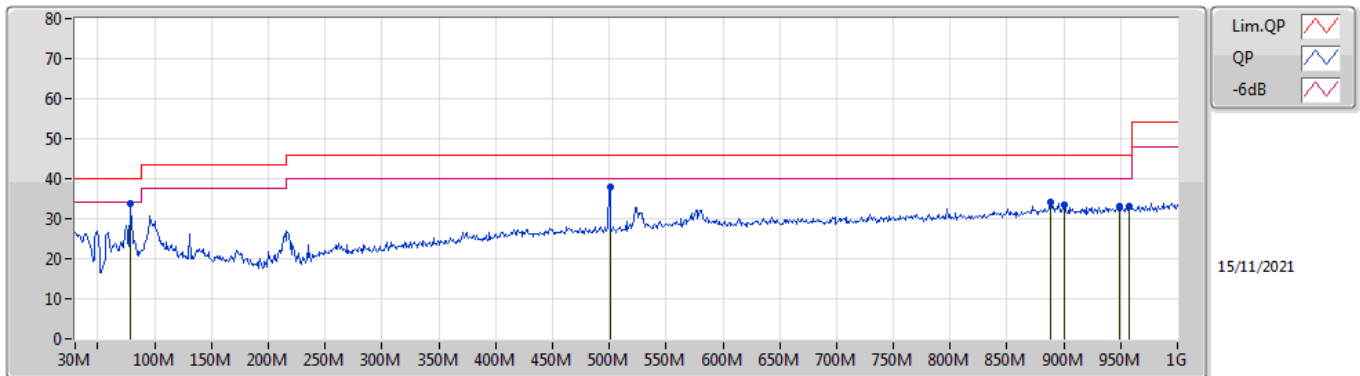




Summary

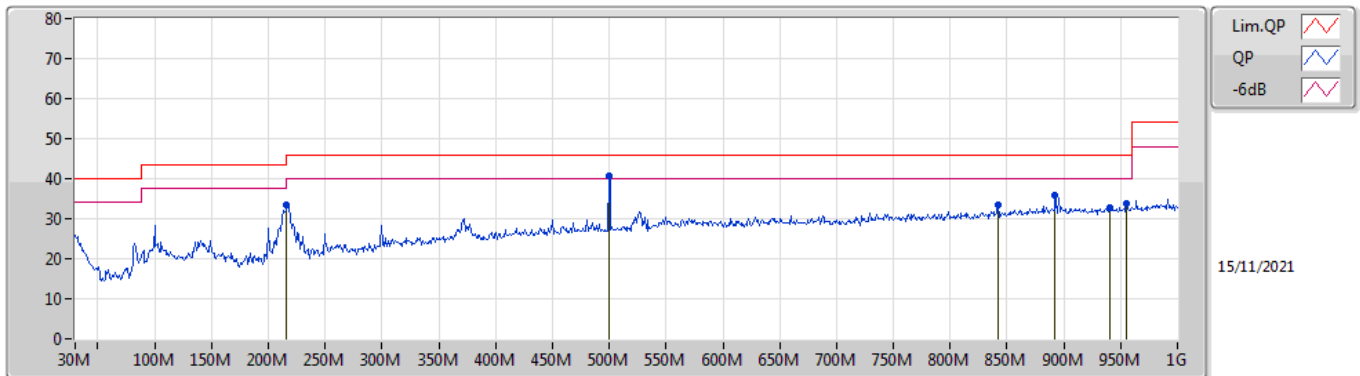
Mode	Result	Type	Freq (Hz)	Level (dBuV/m)	Limit (dBuV/m)	Margin (dB)	Condition
Mode 2	Pass	PK	499.48M	40.78	46.00	-5.22	Horizontal

Mode 2



Type	Freq (Hz)	Level (dBuV/m)	Limit (dBuV/m)	Margin (dB)	Factor (dB/m)	Dist (m)	Condition	Azimuth (°)	Height (m)	Comment	Raw (dBuV/m)	AF (dB/m)	CL (dB)	PA (dB)
PK	78.5M	33.85	40.00	-6.15	-18.06	3	Vertical	234	1.25	"Worst"	51.91	12.55	1.30	31.91
PK	500.45M	37.96	46.00	-8.04	-5.65	3	Vertical	21	1.25	-	43.61	23.18	3.50	32.33
PK	888.45M	34.02	46.00	-11.98	-1.53	3	Vertical	321	1.00	-	35.55	26.19	4.93	32.65
PK	900.09M	33.30	46.00	-12.70	-1.44	3	Vertical	216	1.00	-	34.74	26.22	5.00	32.66
PK	948.59M	33.22	46.00	-12.78	-1.13	3	Vertical	256	1.00	-	34.35	26.44	5.00	32.57
PK	957.32M	33.27	46.00	-12.73	-0.98	3	Vertical	321	1.00	-	34.25	26.56	5.03	32.57

Mode 2



Type	Freq (Hz)	Level (dBuV/m)	Limit (dBuV/m)	Margin (dB)	Factor (dB/m)	Dist (m)	Condition	Azimuth (°)	Height (m)	Comment	Raw (dBuV/m)	AF (dB/m)	CL (dB)	PA (dB)
PK	216M	33.43	43.50	-10.07	-15.07	3	Horizontal	9	1.25	-	48.50	14.73	2.20	32.00
PK	499.48M	40.78	46.00	-5.22	-5.65	3	Horizontal	0	3.00	"Worst"	46.43	23.18	3.50	32.33
PK	841.89M	33.40	46.00	-12.60	-2.18	3	Horizontal	275	1.25	-	35.58	25.78	4.67	32.63
PK	892.33M	36.02	46.00	-9.98	-1.49	3	Horizontal	355	1.50	-	37.51	26.21	4.95	32.65
PK	940.83M	32.72	46.00	-13.28	-1.24	3	Horizontal	0	2.00	-	33.96	26.35	5.00	32.59
PK	955.38M	33.85	46.00	-12.15	-1.00	3	Horizontal	240	1.50	-	34.85	26.55	5.02	32.57



Summary

Mode	Result	F-Start (Hz)	F-Stop (Hz)	Type	Freq (Hz)	DG (dBi)	P1 (dBm)	P2 (dBm)	Psum (dBm)	EIRP (dBm)	Limit (dBm)	Margin (dB)
5.15-5.25GHz	-	-	-	-	-	-	-	-	-	-	-	-
802.11a_Nss1,(6Mbps)_2TX	Pass	5.11G	5.15G	AV	5.15G	7.76	-55.18	-54.25	-51.68	-43.92	-41.20	-2.72
802.11ax HEW20_Nss1,(MCS0)_2TX	Pass	5.11G	5.15G	AV	5.14904G	7.76	-53.39	-53.15	-50.26	-42.50	-41.20	-1.30
802.11ax HEW40_Nss1,(MCS0)_2TX	Pass	5.07G	5.15G	AV	5.14984G	7.76	-54.74	-52.93	-50.73	-42.97	-41.20	-1.77
802.11ax HEW80_Nss1,(MCS0)_2TX	Pass	5.15G	5.35G	AV	5.15G	7.76	-54.55	-52.69	-50.51	-42.75	-41.20	-1.55
5.25-5.35GHz	-	-	-	-	-	-	-	-	-	-	-	-
802.11a_Nss1,(6Mbps)_2TX	Pass	5.35G	5.39G	AV	5.35216G	7.76	-52.87	-54.03	-50.40	-42.64	-41.20	-1.44
802.11ax HEW20_Nss1,(MCS0)_2TX	Pass	5.35G	5.39G	AV	5.35056G	7.76	-53.95	-53.80	-50.86	-43.10	-41.20	-1.90
802.11ax HEW40_Nss1,(MCS0)_2TX	Pass	5.35G	5.43G	AV	5.35336G	7.76	-52.73	-53.64	-50.15	-42.39	-41.20	-1.19
802.11ax HEW80_Nss1,(MCS0)_2TX	Pass	5.35G	5.51G	AV	5.35G	7.76	-53.69	-54.38	-51.01	-43.25	-41.20	-2.05
5.47-5.725GHz	-	-	-	-	-	-	-	-	-	-	-	-
802.11a_Nss1,(6Mbps)_2TX	Pass	5.47G	5.725G	PK	5.725G	7.83	-43.61	-37.43	-36.49	-28.66	-27.00	-1.66
802.11ax HEW20_Nss1,(MCS0)_2TX	Pass	5.43G	5.47G	PK	5.46936G	7.83	-37.68	-41.52	-36.18	-28.35	-27.00	-1.35
802.11ax HEW40_Nss1,(MCS0)_2TX	Pass	5.39G	5.47G	AV	5.45896G	7.83	-55.32	-55.20	-52.25	-44.42	-41.20	-3.22
802.11ax HEW80_Nss1,(MCS0)_2TX	Pass	5.725G	5.885G	PK	5.73044G	7.83	-39.09	-40.46	-36.71	-28.88	-27.00	-1.88
5.725-5.85GHz	-	-	-	-	-	-	-	-	-	-	-	-
802.11a_Nss1,(6Mbps)_2TX	Pass	4.9G	5.685G	PK	5.64761G	8.26	-48.83	-46.02	-44.19	-35.93	-27.00	-8.93
802.11ax HEW20_Nss1,(MCS0)_2TX	Pass	5.89G	6.5G	PK	5.93323G	8.26	-45.84	-47.53	-43.59	-35.33	-27.00	-8.33
802.11ax HEW40_Nss1,(MCS0)_2TX	Pass	5.645G	5.725G	PK	5.64964G	8.26	-46.56	-45.36	-42.91	-34.65	-27.00	-7.65
802.11ax HEW80_Nss1,(MCS0)_2TX	Pass	5.565G	5.725G	PK	5.64948G	8.26	-40.68	-40.01	-37.32	-29.06	-27.00	-2.06

DG = Directional Gain ; PX=Port X; Psum=P1+P2+...PX



Result

Mode	Result	F-Start (Hz)	F-Stop (Hz)	Type	Freq (Hz)	DG (dB)	P1 (dBm)	P2 (dBm)	Psum (dBm)	EIRP (dBm)	Limit (dBm)	Margin (dB)
802.11a_Nss1_(6Mbps)_2TX	-	-	-	-	-	-	-	-	-	-	-	-
5180MHz	Pass	4.9G	5.11G	AV	5.0816G	7.76	-58.59	-56.76	-54.57	-46.81	-41.20	-5.61
5180MHz	Pass	5.11G	5.15G	AV	5.15G	7.76	-55.18	-54.25	-51.68	-43.92	-41.20	-2.72
5180MHz	Pass	5.15G	5.35G	AV	5.15G	7.76	-55.52	-54.80	-52.13	-44.37	-41.20	-3.17
5180MHz	Pass	5.35G	5.39G	AV	5.388G	7.76	-58.57	-57.57	-55.03	-47.27	-41.20	-6.07
5180MHz	Pass	5.39G	6.5G	AV	5.45327G	7.76	-58.90	-59.02	-55.95	-48.19	-41.20	-6.99
5180MHz	Pass	4.9G	5.11G	PK	5.06188G	7.76	-46.18	-50.60	-44.84	-37.08	-21.20	-15.88
5180MHz	Pass	5.11G	5.15G	PK	5.15G	7.76	-38.02	-37.96	-34.98	-27.22	-21.20	-6.02
5180MHz	Pass	5.15G	5.35G	PK	5.15G	7.76	-37.77	-39.43	-35.51	-27.75	-21.20	-6.55
5180MHz	Pass	5.35G	5.39G	PK	5.36672G	7.76	-46.91	-47.34	-44.11	-36.35	-21.20	-15.15
5180MHz	Pass	5.39G	6.5G	PK	5.73577G	7.76	-50.46	-47.04	-45.41	-37.65	-27.00	-10.65
5200MHz	Pass	4.9G	5.11G	AV	5.10706G	7.76	-57.79	-57.41	-54.59	-46.83	-41.20	-5.63
5200MHz	Pass	5.11G	5.15G	AV	5.14736G	7.76	-56.20	-56.12	-53.15	-45.39	-41.20	-4.19
5200MHz	Pass	5.15G	5.35G	AV	5.15G	7.76	-56.28	-56.63	-53.44	-45.68	-41.20	-4.48
5200MHz	Pass	5.35G	5.39G	AV	5.35056G	7.76	-58.18	-57.77	-54.96	-47.20	-41.20	-6.00
5200MHz	Pass	5.39G	6.5G	AV	5.42386G	7.76	-58.64	-58.28	-55.45	-47.69	-41.20	-6.49
5200MHz	Pass	4.9G	5.11G	PK	5.10449G	7.76	-44.92	-50.13	-43.78	-36.02	-21.20	-14.82
5200MHz	Pass	5.11G	5.15G	PK	5.14976G	7.76	-46.51	-45.17	-42.78	-35.02	-21.20	-13.82
5200MHz	Pass	5.15G	5.35G	PK	5.15G	7.76	-46.65	-47.38	-43.99	-36.23	-21.20	-15.03
5200MHz	Pass	5.35G	5.39G	PK	5.36456G	7.76	-47.70	-47.57	-44.62	-36.86	-21.20	-15.66
5200MHz	Pass	5.39G	6.5G	PK	5.54179G	7.76	-51.16	-46.05	-44.88	-37.12	-27.00	-10.12
5240MHz	Pass	4.9G	5.11G	AV	5.09488G	7.76	-58.83	-58.69	-55.75	-47.99	-41.20	-6.79
5240MHz	Pass	5.11G	5.15G	AV	5.14672G	7.76	-56.45	-57.02	-53.72	-45.96	-41.20	-4.76
5240MHz	Pass	5.15G	5.35G	AV	5.15G	7.76	-57.44	-57.76	-54.59	-46.83	-41.20	-5.63
5240MHz	Pass	5.35G	5.39G	AV	5.35256G	7.76	-57.43	-57.03	-54.22	-46.46	-41.20	-5.26
5240MHz	Pass	5.39G	6.5G	AV	5.39624G	7.76	-58.41	-58.61	-55.50	-47.74	-41.20	-6.54
5240MHz	Pass	4.9G	5.11G	PK	5.0842G	7.76	-47.32	-49.06	-45.09	-37.33	-21.20	-16.13
5240MHz	Pass	5.11G	5.15G	PK	5.14256G	7.76	-47.14	-45.34	-43.14	-35.38	-21.20	-14.18
5240MHz	Pass	5.15G	5.35G	PK	5.15G	7.76	-47.47	-47.98	-44.71	-36.95	-21.20	-15.75
5240MHz	Pass	5.35G	5.39G	PK	5.36456G	7.76	-45.72	-49.15	-44.09	-36.33	-21.20	-15.13
5240MHz	Pass	5.39G	6.5G	PK	5.5325G	7.76	-50.02	-47.27	-45.42	-37.66	-27.00	-10.66
5260MHz	Pass	4.9G	5.11G	AV	5.0859G	7.76	-59.30	-58.35	-55.79	-48.03	-41.20	-6.83
5260MHz	Pass	5.11G	5.15G	AV	5.14808G	7.76	-58.36	-57.40	-54.84	-47.08	-41.20	-5.88
5260MHz	Pass	5.15G	5.35G	AV	5.35G	7.76	-58.07	-57.83	-54.94	-47.18	-41.20	-5.98
5260MHz	Pass	5.35G	5.39G	AV	5.36424G	7.76	-56.57	-55.82	-53.17	-45.41	-41.20	-4.21
5260MHz	Pass	5.39G	6.5G	AV	5.39305G	7.76	-58.97	-57.94	-55.41	-47.65	-41.20	-6.45
5260MHz	Pass	4.9G	5.11G	PK	5.0344G	7.76	-49.84	-46.70	-44.98	-37.22	-21.20	-16.02
5260MHz	Pass	5.11G	5.15G	PK	5.1436G	7.76	-47.00	-48.46	-44.66	-36.90	-21.20	-15.70
5260MHz	Pass	5.15G	5.35G	PK	5.35G	7.76	-47.26	-48.79	-44.95	-37.19	-21.20	-15.99
5260MHz	Pass	5.35G	5.39G	PK	5.3648G	7.76	-44.09	-47.71	-42.52	-34.76	-21.20	-13.56
5260MHz	Pass	5.39G	6.5G	PK	5.70566G	7.76	-47.56	-48.38	-44.94	-37.18	-27.00	-10.18
5300MHz	Pass	4.9G	5.11G	AV	5.08727G	7.76	-58.90	-58.60	-55.74	-47.98	-41.20	-6.78
5300MHz	Pass	5.11G	5.15G	AV	5.1444G	7.76	-57.93	-58.45	-55.17	-47.41	-41.20	-6.21
5300MHz	Pass	5.15G	5.35G	AV	5.35G	7.76	-56.89	-56.33	-53.59	-45.83	-41.20	-4.63
5300MHz	Pass	5.35G	5.39G	AV	5.35288G	7.76	-55.91	-56.15	-53.02	-45.26	-41.20	-4.06
5300MHz	Pass	5.39G	6.5G	AV	5.39597G	7.76	-57.05	-56.82	-53.92	-46.16	-41.20	-4.96
5300MHz	Pass	4.9G	5.11G	PK	5.09819G	7.76	-46.82	-50.72	-45.34	-37.58	-21.20	-16.38
5300MHz	Pass	5.11G	5.15G	PK	5.14832G	7.76	-49.22	-46.49	-44.63	-36.87	-21.20	-15.67
5300MHz	Pass	5.15G	5.35G	PK	5.35G	7.76	-47.28	-47.25	-44.25	-36.49	-21.20	-15.29
5300MHz	Pass	5.35G	5.39G	PK	5.35816G	7.76	-44.68	-47.39	-42.82	-35.06	-21.20	-13.86
5300MHz	Pass	5.39G	6.5G	PK	5.51474G	7.76	-47.58	-48.44	-44.98	-37.22	-27.00	-10.22
5320MHz	Pass	4.9G	5.11G	AV	5.08874G	7.76	-57.92	-59.74	-55.73	-47.97	-41.20	-6.77
5320MHz	Pass	5.11G	5.15G	AV	5.14664G	7.76	-58.04	-58.64	-55.32	-47.56	-41.20	-6.36
5320MHz	Pass	5.15G	5.35G	AV	5.35G	7.76	-54.34	-54.60	-51.46	-43.70	-41.20	-2.50
5320MHz	Pass	5.35G	5.39G	AV	5.35216G	7.76	-52.87	-54.03	-50.40	-42.64	-41.20	-1.44
5320MHz	Pass	5.39G	6.5G	AV	5.42316G	7.76	-57.22	-56.40	-53.78	-46.02	-41.20	-4.82
5320MHz	Pass	4.9G	5.11G	PK	5.0685G	7.76	-49.03	-48.66	-45.83	-38.07	-21.20	-16.87
5320MHz	Pass	5.11G	5.15G	PK	5.14104G	7.76	-49.04	-47.36	-45.11	-37.35	-21.20	-16.15
5320MHz	Pass	5.15G	5.35G	PK	5.35G	7.76	-36.35	-37.86	-34.03	-26.27	-21.20	-5.07
5320MHz	Pass	5.35G	5.39G	PK	5.3544G	7.76	-35.71	-37.66	-33.57	-25.81	-21.20	-4.61
5320MHz	Pass	5.39G	6.5G	PK	5.48269G	7.76	-50.40	-46.78	-45.21	-37.45	-27.00	-10.45
5500MHz	Pass	4.9G	5.43G	AV	5.40774G	7.83	-58.47	-58.38	-55.41	-47.58	-41.20	-6.38
5500MHz	Pass	5.43G	5.47G	AV	5.45512G	7.83	-57.38	-56.16	-53.72	-45.89	-41.20	-4.69
5500MHz	Pass	4.9G	5.43G	PK	5.31519G	7.83	-48.12	-50.17	-46.01	-38.18	-27.00	-11.18
5500MHz	Pass	5.43G	5.47G	PK	5.46952G	7.83	-39.52	-41.99	-37.57	-29.74	-27.00	-2.74
5500MHz	Pass	5.47G	5.725G	PK	5.47G	7.83	-45.08	-43.17	-41.01	-33.18	-27.00	-6.18
5500MHz	Pass	5.725G	5.765G	PK	5.75284G	7.83	-47.56	-48.62	-45.05	-37.22	-27.00	-10.22
5500MHz	Pass	5.765G	6.5G	PK	5.87562G	7.83	-47.19	-51.65	-45.86	-38.03	-27.00	-11.03
5580MHz	Pass	4.9G	5.43G	AV	5.35342G	7.83	-58.79	-59.74	-56.23	-48.40	-41.20	-7.20

Mode	Result	F-Start (Hz)	F-Stop (Hz)	Type	Freq (Hz)	DG (dB)	P1 (dBm)	P2 (dBm)	Psum (dBm)	EIRP (dBm)	Limit (dBm)	Margin (dB)
5580MHz	Pass	5.43G	5.47G	AV	5.44984G	7.83	-58.20	-58.06	-55.12	-47.29	-41.20	-6.09
5580MHz	Pass	4.9G	5.43G	PK	5.32533G	7.83	-48.67	-50.79	-46.59	-38.76	-27.00	-11.76
5580MHz	Pass	5.43G	5.47G	PK	5.46904G	7.83	-47.77	-47.68	-44.71	-36.88	-27.00	-9.88
5580MHz	Pass	5.47G	5.725G	PK	5.725G	7.83	-49.22	-47.19	-45.08	-37.25	-27.00	-10.25
5580MHz	Pass	5.725G	5.765G	PK	5.7322G	7.83	-45.83	-47.48	-43.57	-35.74	-27.00	-8.74
5580MHz	Pass	5.765G	6.5G	PK	5.78641G	7.83	-50.26	-46.51	-44.98	-37.15	-27.00	-10.15
5700MHz	Pass	4.9G	5.43G	AV	5.39502G	7.83	-60.48	-59.80	-57.12	-49.29	-41.20	-8.09
5700MHz	Pass	5.43G	5.47G	AV	5.4556G	7.83	-58.63	-59.30	-55.94	-48.11	-41.20	-6.91
5700MHz	Pass	4.9G	5.43G	PK	5.32678G	7.83	-50.17	-49.98	-47.06	-39.23	-27.00	-12.23
5700MHz	Pass	5.43G	5.47G	PK	5.46992G	7.83	-48.44	-48.58	-45.50	-37.67	-27.00	-10.67
5700MHz	Pass	5.47G	5.725G	PK	5.725G	7.83	-43.61	-37.43	-36.49	-28.66	-27.00	-1.66
5700MHz	Pass	5.725G	5.765G	PK	5.7254G	7.83	-42.17	-38.88	-37.21	-29.38	-27.00	-2.38
5700MHz	Pass	5.765G	6.5G	PK	5.79899G	7.83	-47.04	-46.11	-43.54	-35.71	-27.00	-8.71
5720MHz Straddle 5.47-5.725GHz	Pass	4.9G	5.43G	AV	5.4084G	7.83	-58.98	-60.02	-56.46	-48.63	-41.20	-7.43
5720MHz Straddle 5.47-5.725GHz	Pass	5.43G	5.47G	AV	5.45048G	7.83	-58.93	-58.05	-55.46	-47.63	-41.20	-6.43
5720MHz Straddle 5.47-5.725GHz	Pass	4.9G	5.43G	PK	5.21535G	7.83	-48.56	-51.73	-46.85	-39.02	-27.00	-12.02
5720MHz Straddle 5.47-5.725GHz	Pass	5.43G	5.47G	PK	5.46352G	7.83	-49.74	-46.83	-45.04	-37.21	-27.00	-10.21
5720MHz Straddle 5.47-5.725GHz	Pass	5.47G	5.85G	PK	5.85G	7.83	-47.34	-47.67	-44.49	-36.66	-27.00	-9.66
5720MHz Straddle 5.47-5.725GHz	Pass	5.85G	5.89G	PK	5.87544G	7.83	-47.14	-46.13	-43.60	-35.77	-27.00	-8.77
5720MHz Straddle 5.47-5.725GHz	Pass	5.89G	6.5G	PK	5.92248G	7.83	-46.93	-48.83	-44.77	-36.94	-27.00	-9.94
5745MHz	Pass	4.9G	5.685G	PK	5.64761G	8.26	-48.83	-46.02	-44.19	-35.93	-27.00	-8.93
5745MHz	Pass	5.685G	5.725G	PK	5.68516G	8.26	-48.02	-46.31	-44.07	-35.81	-0.98	-34.83
5745MHz	Pass	5.725G	5.85G	PK	5.85G	8.26	-47.06	-46.65	-43.84	-35.58	27.00	-62.58
5745MHz	Pass	5.85G	5.89G	PK	5.8892G	8.26	-47.38	-48.15	-44.74	-36.48	-0.51	-35.97
5745MHz	Pass	5.89G	6.5G	PK	6.11639G	8.26	-46.85	-49.78	-45.06	-36.80	-27.00	-9.80
5785MHz	Pass	4.9G	5.685G	PK	5.60218G	8.26	-50.96	-47.61	-45.96	-37.70	-27.00	-10.70
5785MHz	Pass	5.685G	5.725G	PK	5.685G	8.26	-45.89	-48.31	-43.92	-35.66	-1.10	-34.56
5785MHz	Pass	5.725G	5.85G	PK	5.85G	8.26	-47.67	-46.80	-44.20	-35.94	27.00	-62.94
5785MHz	Pass	5.85G	5.89G	PK	5.89G	8.26	-46.44	-46.34	-43.38	-35.12	-1.10	-34.02
5785MHz	Pass	5.89G	6.5G	PK	5.99347G	8.26	-49.37	-47.68	-45.43	-37.17	-27.00	-10.17
5825MHz	Pass	4.9G	5.685G	PK	5.64183G	8.26	-48.25	-51.59	-46.60	-38.34	-27.00	-11.34
5825MHz	Pass	5.685G	5.725G	PK	5.68524G	8.26	-48.33	-47.34	-44.80	-36.54	-0.92	-35.62
5825MHz	Pass	5.725G	5.85G	PK	5.85G	8.26	-39.10	-41.84	-37.25	-28.99	27.00	-55.99
5825MHz	Pass	5.85G	5.89G	PK	5.89G	8.26	-46.22	-47.30	-43.72	-35.46	-1.10	-34.36
5825MHz	Pass	5.89G	6.5G	PK	5.9266G	8.26	-47.38	-47.32	-44.34	-36.08	-27.00	-9.08
802.11ax HEW20_Nss1,(MCS0)_2TX	-	-	-	-	-	-	-	-	-	-	-	-
5180MHz	Pass	4.9G	5.11G	AV	5.10982G	7.76	-58.41	-58.06	-55.22	-47.46	-41.20	-6.26
5180MHz	Pass	5.11G	5.15G	AV	5.14904G	7.76	-53.39	-53.15	-50.26	-42.50	-41.20	-1.30
5180MHz	Pass	5.15G	5.35G	AV	5.15G	7.76	-55.63	-53.73	-51.57	-43.81	-41.20	-2.61
5180MHz	Pass	5.35G	5.39G	AV	5.38688G	7.76	-58.19	-57.82	-54.99	-47.23	-41.20	-6.03
5180MHz	Pass	5.39G	6.5G	AV	5.39111G	7.76	-60.16	-58.18	-56.05	-48.29	-41.20	-7.09
5180MHz	Pass	4.9G	5.11G	PK	5.10766G	7.76	-47.86	-47.13	-44.47	-36.71	-21.20	-15.51
5180MHz	Pass	5.11G	5.15G	PK	5.14856G	7.76	-38.17	-33.84	-32.48	-24.72	-21.20	-3.52
5180MHz	Pass	5.15G	5.35G	PK	5.15G	7.76	-39.46	-35.43	-33.98	-26.22	-21.20	-5.02
5180MHz	Pass	5.35G	5.39G	PK	5.38824G	7.76	-47.28	-48.35	-44.77	-37.01	-21.20	-15.81
5180MHz	Pass	5.39G	6.5G	PK	5.47866G	7.76	-52.02	-47.06	-45.86	-38.10	-27.00	-11.10
5200MHz	Pass	4.9G	5.11G	AV	5.10063G	7.76	-57.40	-57.90	-54.63	-46.87	-41.20	-5.67
5200MHz	Pass	5.11G	5.15G	AV	5.1468G	7.76	-56.79	-55.41	-53.04	-45.28	-41.20	-4.08
5200MHz	Pass	5.15G	5.35G	AV	5.15G	7.76	-56.61	-56.31	-53.45	-45.69	-41.20	-4.49
5200MHz	Pass	5.35G	5.39G	AV	5.35128G	7.76	-58.20	-57.40	-54.77	-47.01	-41.20	-5.81
5200MHz	Pass	5.39G	6.5G	AV	5.40721G	7.76	-58.30	-57.82	-55.04	-47.28	-41.20	-6.08
5200MHz	Pass	4.9G	5.11G	PK	5.10675G	7.76	-46.49	-48.12	-44.22	-36.46	-21.20	-15.26
5200MHz	Pass	5.11G	5.15G	PK	5.14992G	7.76	-43.91	-46.06	-41.84	-34.08	-21.20	-12.88
5200MHz	Pass	5.15G	5.35G	PK	5.15G	7.76	-46.43	-46.99	-43.69	-35.93	-21.20	-14.73
5200MHz	Pass	5.35G	5.39G	PK	5.35016G	7.76	-46.02	-49.42	-44.39	-36.63	-21.20	-15.43
5200MHz	Pass	5.39G	6.5G	PK	5.64086G	7.76	-48.81	-47.44	-45.06	-37.30	-27.00	-10.30
5240MHz	Pass	4.9G	5.11G	AV	5.09716G	7.76	-58.89	-58.49	-55.68	-47.92	-41.20	-6.72
5240MHz	Pass	5.11G	5.15G	AV	5.14408G	7.76	-57.22	-56.33	-53.74	-45.98	-41.20	-4.78
5240MHz	Pass	5.15G	5.35G	AV	5.15G	7.76	-58.31	-57.92	-55.10	-47.34	-41.20	-6.14
5240MHz	Pass	5.35G	5.39G	AV	5.35104G	7.76	-57.67	-57.39	-54.52	-46.76	-41.20	-5.56
5240MHz	Pass	5.39G	6.5G	AV	5.44939G	7.76	-58.29	-58.38	-55.32	-47.56	-41.20	-6.36
5240MHz	Pass	4.9G	5.11G	PK	5.05325G	7.76	-50.69	-46.43	-45.05	-37.29	-21.20	-16.09
5240MHz	Pass	5.11G	5.15G	PK	5.14888G	7.76	-47.18	-45.39	-43.18	-35.42	-21.20	-14.22
5240MHz	Pass	5.15G	5.35G	PK	5.15G	7.76	-48.11	-48.37	-45.23	-37.47	-21.20	-16.27
5240MHz	Pass	5.35G	5.39G	PK	5.3524G	7.76	-46.79	-47.64	-44.18	-36.42	-21.20	-15.22
5240MHz	Pass	5.39G	6.5G	PK	5.50045G	7.76	-48.05	-48.59	-45.30	-37.54	-27.00	-10.54
5260MHz	Pass	4.9G	5.11G	AV	5.04422G	7.76	-58.66	-59.04	-55.84	-48.08	-41.20	-6.88
5260MHz	Pass	5.11G	5.15G	AV	5.14688G	7.76	-58.30	-57.74	-55.00	-47.24	-41.20	-6.04
5260MHz	Pass	5.15G	5.35G	AV	5.35G	7.76	-58.02	-57.73	-54.86	-47.10	-41.20	-5.90
5260MHz	Pass	5.35G	5.39G	AV	5.3556G	7.76	-55.96	-56.15	-53.04	-45.28	-41.20	-4.08



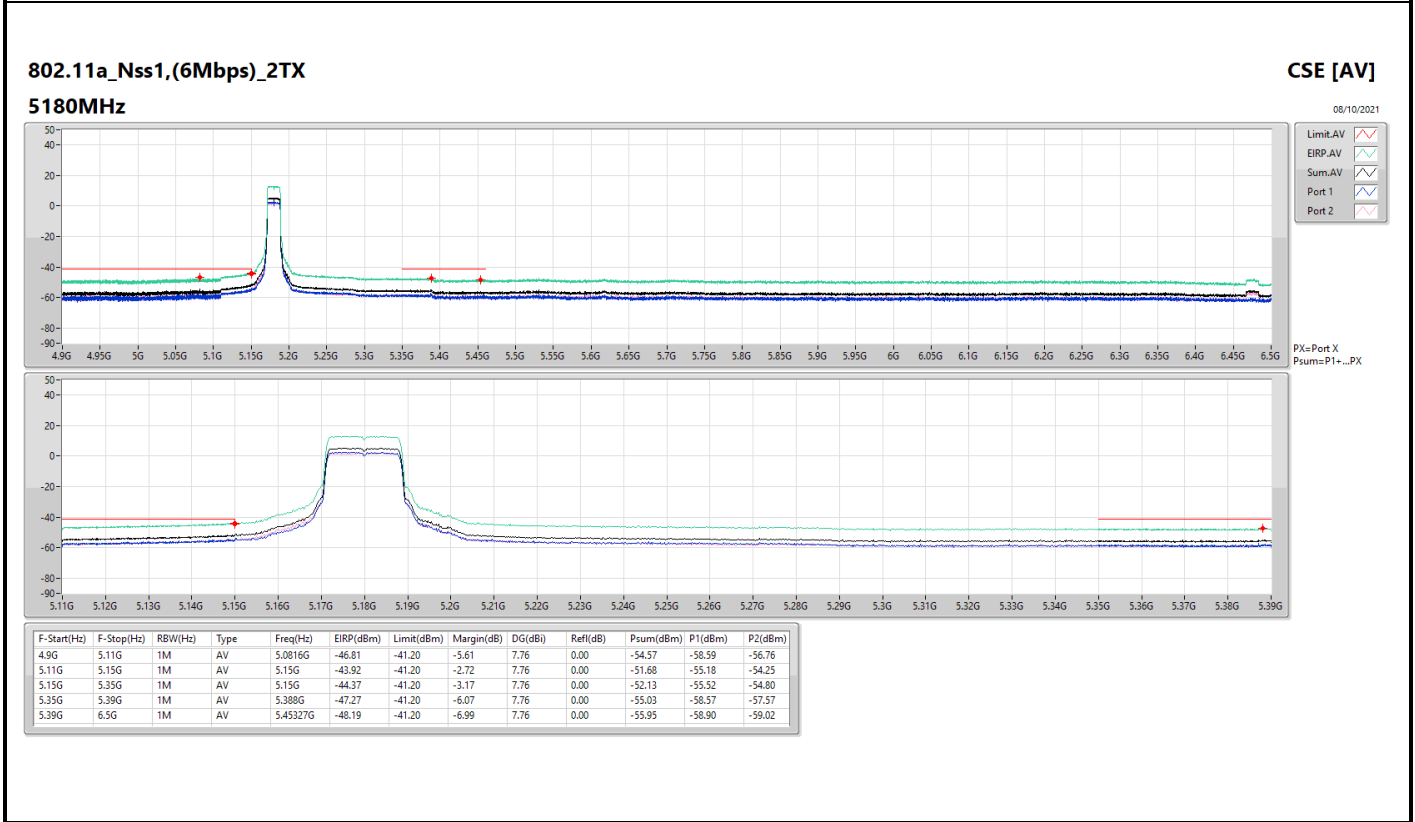
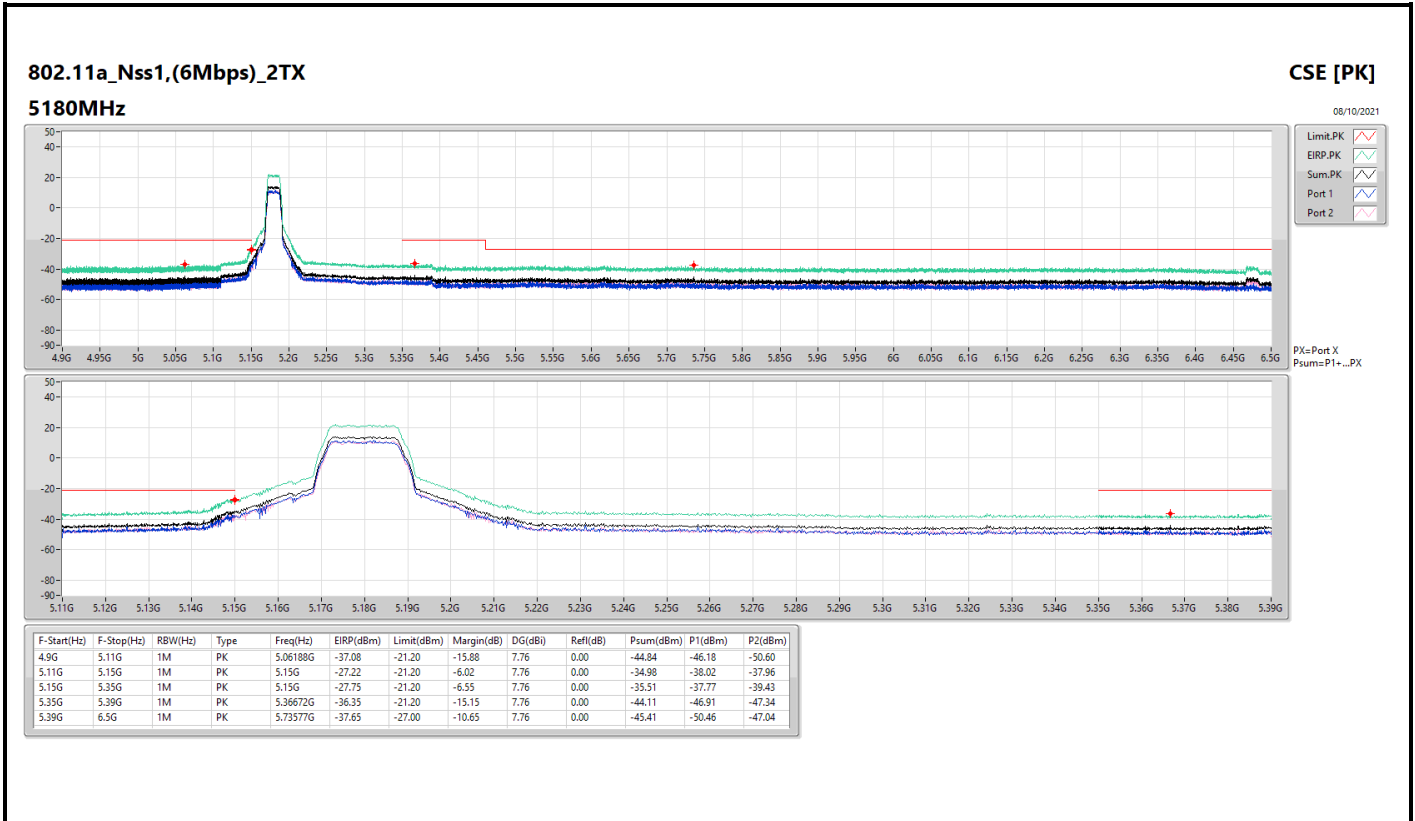
Mode	Result	F-Start (Hz)	F-Stop (Hz)	Type	Freq (Hz)	DG (dB)	P1 (dBm)	P2 (dBm)	Psum (dBm)	EIRP (dBm)	Limit (dBm)	Margin (dB)
5260MHz	Pass	5.39G	6.5G	AV	5.39194G	7.76	-58.20	-59.25	-55.68	-47.92	-41.20	-6.72
5260MHz	Pass	4.9G	5.11G	PK	5.09097G	7.76	-48.15	-48.83	-45.47	-37.71	-21.20	-16.51
5260MHz	Pass	5.11G	5.15G	PK	5.1496G	7.76	-47.05	-47.46	-44.24	-36.48	-21.20	-15.28
5260MHz	Pass	5.15G	5.35G	PK	5.35G	7.76	-47.96	-48.24	-45.09	-37.33	-21.20	-16.13
5260MHz	Pass	5.35G	5.39G	PK	5.36312G	7.76	-44.36	-47.06	-42.49	-34.73	-21.20	-13.53
5260MHz	Pass	5.39G	6.5G	PK	5.54346G	7.76	-48.16	-48.48	-45.31	-37.55	-27.00	-10.55
5300MHz	Pass	4.9G	5.11G	AV	5.09989G	7.76	-59.81	-58.09	-55.86	-48.10	-41.20	-6.90
5300MHz	Pass	5.11G	5.15G	AV	5.11408G	7.76	-58.50	-58.18	-55.33	-47.57	-41.20	-6.37
5300MHz	Pass	5.15G	5.35G	AV	5.35G	7.76	-56.94	-57.09	-54.00	-46.24	-41.20	-5.04
5300MHz	Pass	5.35G	5.39G	AV	5.35144G	7.76	-55.82	-56.94	-53.33	-45.57	-41.20	-4.37
5300MHz	Pass	5.39G	6.5G	AV	5.39416G	7.76	-56.15	-57.38	-53.71	-45.95	-41.20	-4.75
5300MHz	Pass	4.9G	5.11G	PK	5.08795G	7.76	-48.59	-48.10	-45.33	-37.57	-21.20	-16.37
5300MHz	Pass	5.11G	5.15G	PK	5.14416G	7.76	-49.37	-47.02	-45.03	-37.27	-21.20	-16.07
5300MHz	Pass	5.15G	5.35G	PK	5.35G	7.76	-47.17	-46.48	-43.80	-36.04	-21.20	-14.84
5300MHz	Pass	5.35G	5.39G	PK	5.35264G	7.76	-46.62	-44.87	-42.65	-34.89	-21.20	-13.69
5300MHz	Pass	5.39G	6.5G	PK	5.54193G	7.76	-47.36	-48.60	-44.93	-37.17	-27.00	-10.17
5320MHz	Pass	4.9G	5.11G	AV	5.10743G	7.76	-59.34	-58.77	-56.04	-48.28	-41.20	-7.08
5320MHz	Pass	5.11G	5.15G	AV	5.1224G	7.76	-58.30	-59.04	-55.64	-47.88	-41.20	-6.68
5320MHz	Pass	5.15G	5.35G	AV	5.35G	7.76	-55.36	-55.45	-52.39	-44.63	-41.20	-3.43
5320MHz	Pass	5.35G	5.39G	AV	5.35056G	7.76	-53.95	-53.80	-50.86	-43.10	-41.20	-1.90
5320MHz	Pass	5.39G	6.5G	AV	5.42621G	7.76	-57.35	-58.55	-54.90	-47.14	-41.20	-5.94
5320MHz	Pass	4.9G	5.11G	PK	5.09548G	7.76	-48.39	-48.42	-45.39	-37.63	-21.20	-16.43
5320MHz	Pass	5.11G	5.15G	PK	5.11192G	7.76	-47.85	-48.63	-45.21	-37.45	-21.20	-16.25
5320MHz	Pass	5.15G	5.35G	PK	5.35G	7.76	-38.37	-38.23	-35.29	-27.53	-21.20	-6.33
5320MHz	Pass	5.35G	5.39G	PK	5.35032G	7.76	-39.16	-37.25	-35.09	-27.33	-21.20	-6.13
5320MHz	Pass	5.39G	6.5G	PK	5.54859G	7.76	-48.04	-49.54	-45.72	-37.96	-27.00	-10.96
5500MHz	Pass	4.9G	5.43G	AV	5.40456G	7.83	-59.42	-58.15	-55.73	-47.90	-41.20	-6.70
5500MHz	Pass	5.43G	5.47G	AV	5.45208G	7.83	-56.50	-57.70	-54.05	-46.22	-41.20	-5.02
5500MHz	Pass	4.9G	5.43G	PK	5.34765G	7.83	-49.08	-50.26	-46.62	-38.79	-27.00	-11.79
5500MHz	Pass	5.43G	5.47G	PK	5.46936G	7.83	-37.68	-41.52	-36.18	-28.35	-27.00	-1.35
5500MHz	Pass	5.47G	5.725G	PK	5.47G	7.83	-39.94	-40.80	-37.34	-29.51	-27.00	-2.51
5500MHz	Pass	5.725G	5.765G	PK	5.74812G	7.83	-47.56	-48.16	-44.84	-37.01	-27.00	-10.01
5500MHz	Pass	5.765G	6.5G	PK	5.82205G	7.83	-49.55	-48.62	-46.05	-38.22	-27.00	-11.22
5580MHz	Pass	4.9G	5.43G	AV	5.42543G	7.83	-59.12	-59.30	-56.20	-48.37	-41.20	-7.17
5580MHz	Pass	5.43G	5.47G	AV	5.4556G	7.83	-57.69	-59.10	-55.33	-47.50	-41.20	-6.30
5580MHz	Pass	4.9G	5.43G	PK	5.30777G	7.83	-47.42	-52.88	-46.33	-38.50	-27.00	-11.50
5580MHz	Pass	5.43G	5.47G	PK	5.46928G	7.83	-47.58	-47.17	-44.36	-36.53	-27.00	-9.53
5580MHz	Pass	5.47G	5.725G	PK	5.725G	7.83	-47.66	-47.05	-44.33	-36.50	-27.00	-9.50
5580MHz	Pass	5.725G	5.765G	PK	5.75212G	7.83	-47.49	-45.49	-43.37	-35.54	-27.00	-8.54
5580MHz	Pass	5.765G	6.5G	PK	5.77125G	7.83	-46.46	-48.20	-44.23	-36.40	-27.00	-9.40
5700MHz	Pass	4.9G	5.43G	AV	5.37289G	7.83	-60.08	-61.19	-57.59	-49.76	-41.20	-8.56
5700MHz	Pass	5.43G	5.47G	AV	5.44216G	7.83	-59.42	-59.38	-56.39	-48.56	-41.20	-7.36
5700MHz	Pass	4.9G	5.43G	PK	5.34063G	7.83	-50.81	-50.17	-47.47	-39.64	-27.00	-12.64
5700MHz	Pass	5.43G	5.47G	PK	5.46616G	7.83	-50.53	-48.26	-46.24	-38.41	-27.00	-11.41
5700MHz	Pass	5.47G	5.725G	PK	5.725G	7.83	-40.71	-38.93	-36.72	-28.89	-27.00	-1.89
5700MHz	Pass	5.725G	5.765G	PK	5.72548G	7.83	-39.73	-38.83	-36.25	-28.42	-27.00	-1.42
5700MHz	Pass	5.765G	6.5G	PK	5.79137G	7.83	-47.13	-47.84	-44.46	-36.63	-27.00	-9.63
5720MHz Straddle 5.47-5.725GHz	Pass	4.9G	5.43G	AV	5.4202G	7.83	-59.55	-59.14	-56.33	-48.50	-41.20	-7.30
5720MHz Straddle 5.47-5.725GHz	Pass	5.43G	5.47G	AV	5.4572G	7.83	-59.00	-57.92	-55.42	-47.59	-41.20	-6.39
5720MHz Straddle 5.47-5.725GHz	Pass	4.9G	5.43G	PK	5.17971G	7.83	-48.08	-53.18	-46.91	-39.08	-27.00	-12.08
5720MHz Straddle 5.47-5.725GHz	Pass	5.43G	5.47G	PK	5.46704G	7.83	-47.71	-49.10	-45.34	-37.51	-27.00	-10.51
5720MHz Straddle 5.47-5.725GHz	Pass	5.47G	5.85G	PK	5.85G	7.83	-48.41	-48.16	-45.27	-37.44	-27.00	-10.44
5720MHz Straddle 5.47-5.725GHz	Pass	5.85G	5.89G	PK	5.86296G	7.83	-46.18	-47.81	-43.91	-36.08	-27.00	-9.08
5720MHz Straddle 5.47-5.725GHz	Pass	5.89G	6.5G	PK	5.90136G	7.83	-49.25	-46.29	-44.51	-36.68	-27.00	-9.68
5745MHz	Pass	4.9G	5.685G	PK	5.64546G	8.26	-48.16	-46.58	-44.29	-36.03	-27.00	-9.03
5745MHz	Pass	5.685G	5.725G	PK	5.68612G	8.26	-46.57	-46.11	-43.32	-35.06	-0.27	-34.79
5745MHz	Pass	5.725G	5.85G	PK	5.85G	8.26	-46.73	-46.26	-43.48	-35.22	27.00	-62.22
5745MHz	Pass	5.85G	5.89G	PK	5.88992G	8.26	-49.37	-47.57	-45.37	-37.11	-1.04	-36.07
5745MHz	Pass	5.89G	6.5G	PK	5.99301G	8.26	-50.71	-47.63	-45.89	-37.63	-27.00	-10.63
5785MHz	Pass	4.9G	5.685G	PK	5.64781G	8.26	-49.27	-49.52	-46.38	-38.12	-27.00	-11.12
5785MHz	Pass	5.685G	5.725G	PK	5.685G	8.26	-47.57	-46.43	-43.95	-35.69	-1.10	-34.59
5785MHz	Pass	5.725G	5.85G	PK	5.85G	8.26	-47.03	-48.49	-44.69	-36.43	27.00	-63.43
5785MHz	Pass	5.85G	5.89G	PK	5.88992G	8.26	-44.32	-46.39	-42.22	-33.96	-1.04	-32.92
5785MHz	Pass	5.89G	6.5G	PK	6.08078G	8.26	-48.09	-48.47	-45.27	-37.01	-27.00	-10.01
5825MHz	Pass	4.9G	5.685G	PK	5.6381G	8.26	-50.87	-47.61	-45.93	-37.67	-27.00	-10.67
5825MHz	Pass	5.685G	5.725G	PK	5.68604G	8.26	-48.11	-47.77	-44.93	-36.67	-0.33	-36.34
5825MHz	Pass	5.725G	5.85G	PK	5.85G	8.26	-32.58	-35.35	-30.74	-22.48	27.00	-49.48
5825MHz	Pass	5.85G	5.89G	PK	5.8896G	8.26	-46.38	-46.78	-43.57	-35.31	-0.80	-34.51
5825MHz	Pass	5.89G	6.5G	PK	5.93323G	8.26	-45.84	-47.53	-43.59	-35.33	-27.00	-8.33
802.11ax HEW40_Nss1,(MCS0_2TX	-	-	-	-	-	-	-	-	-	-	-	-

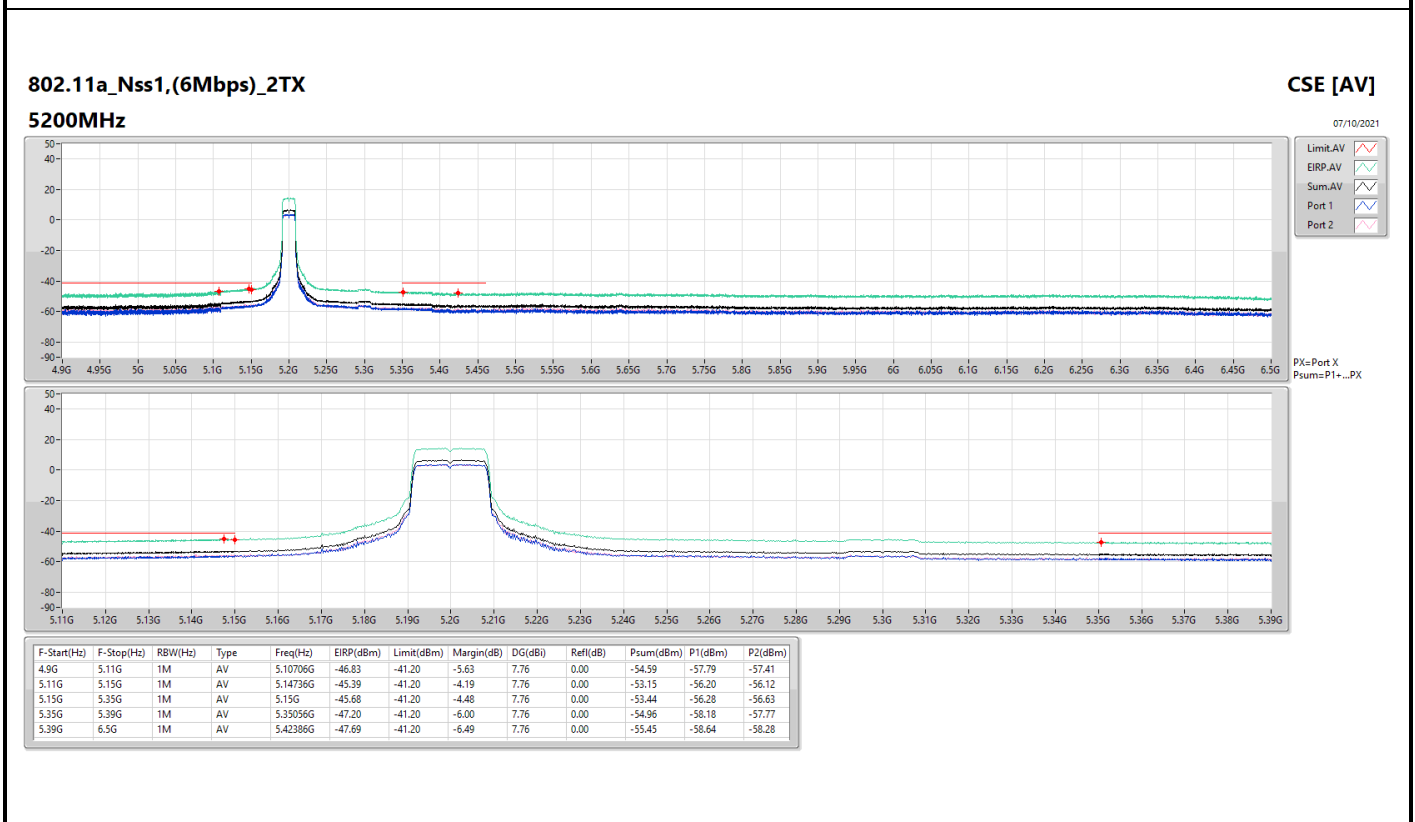
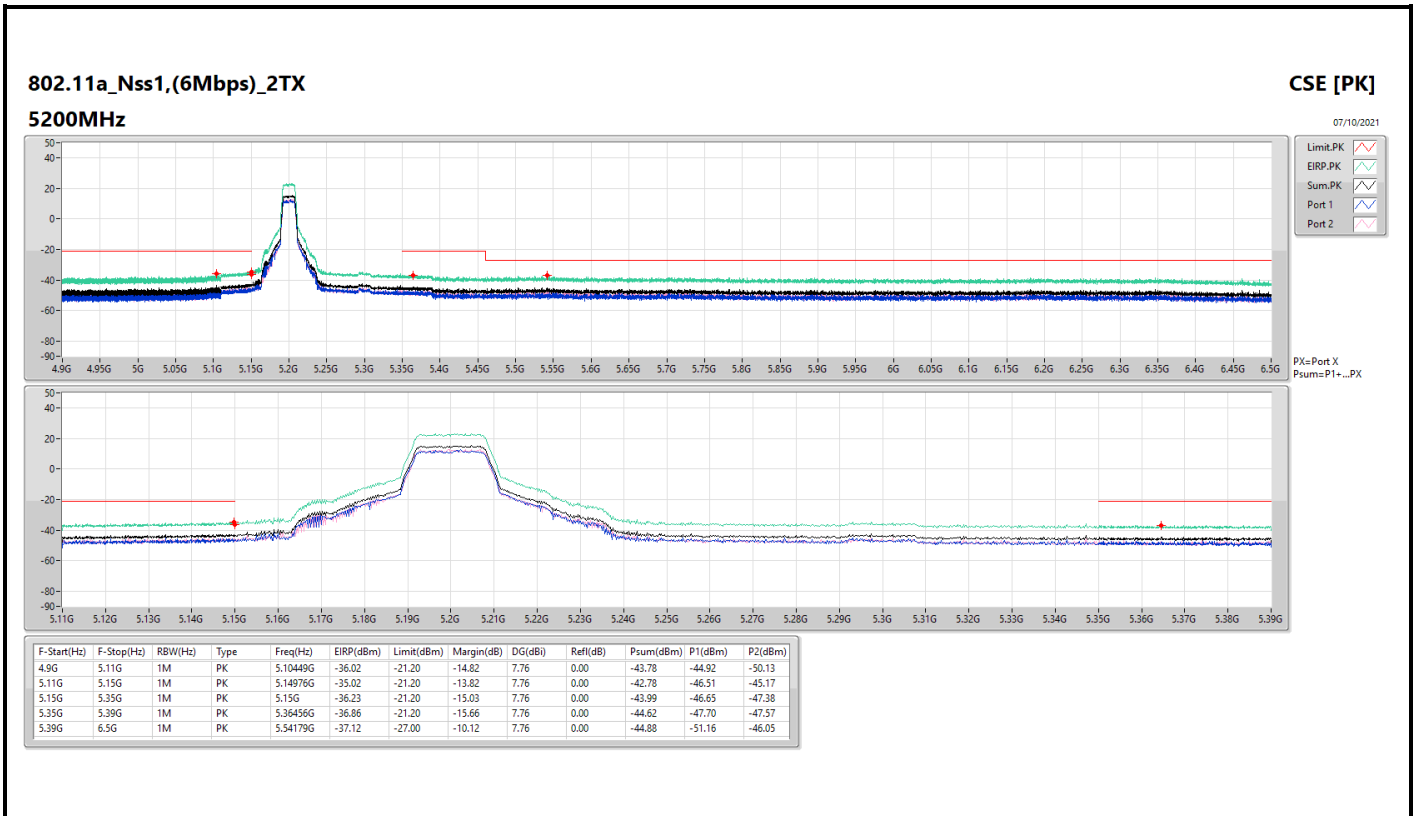


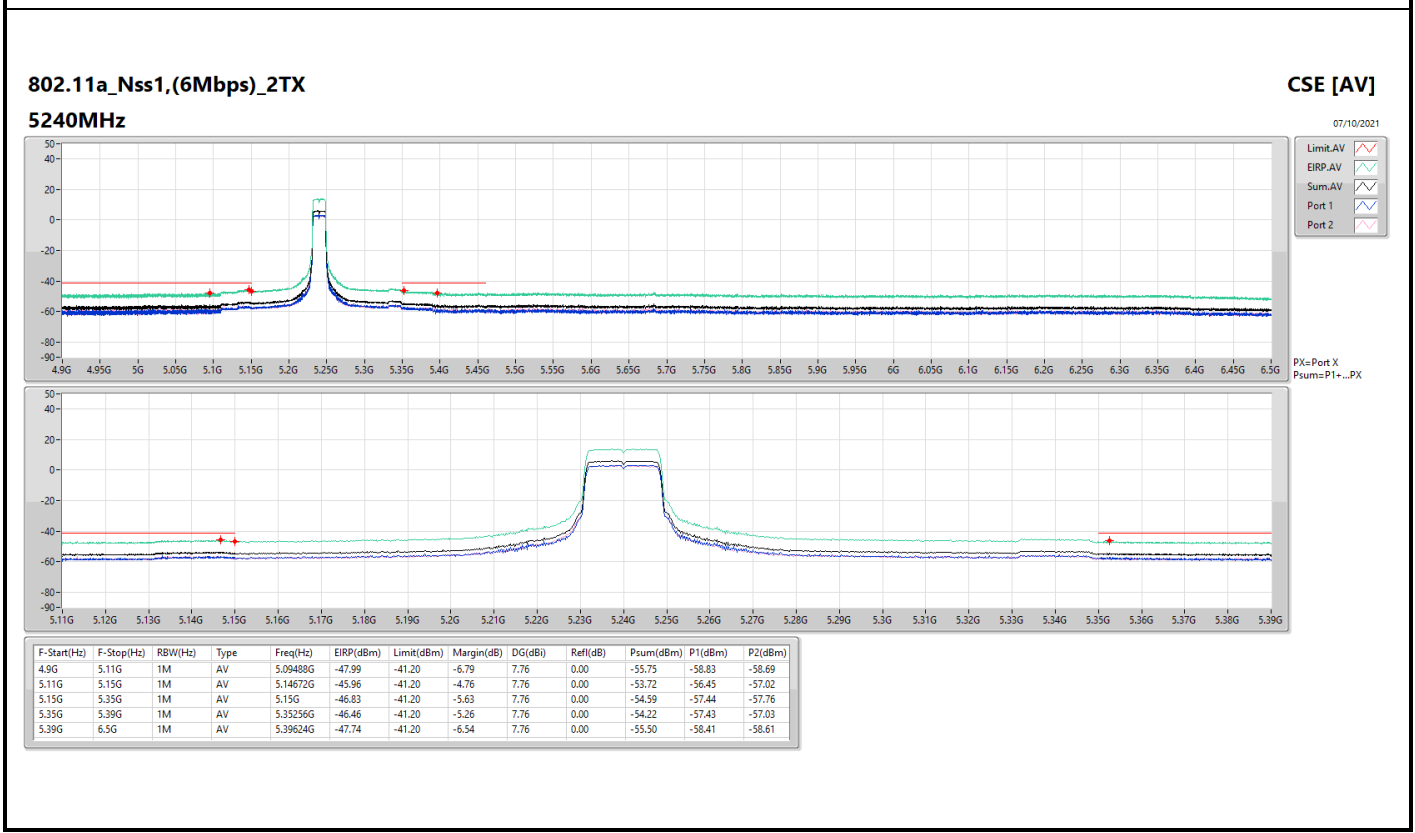
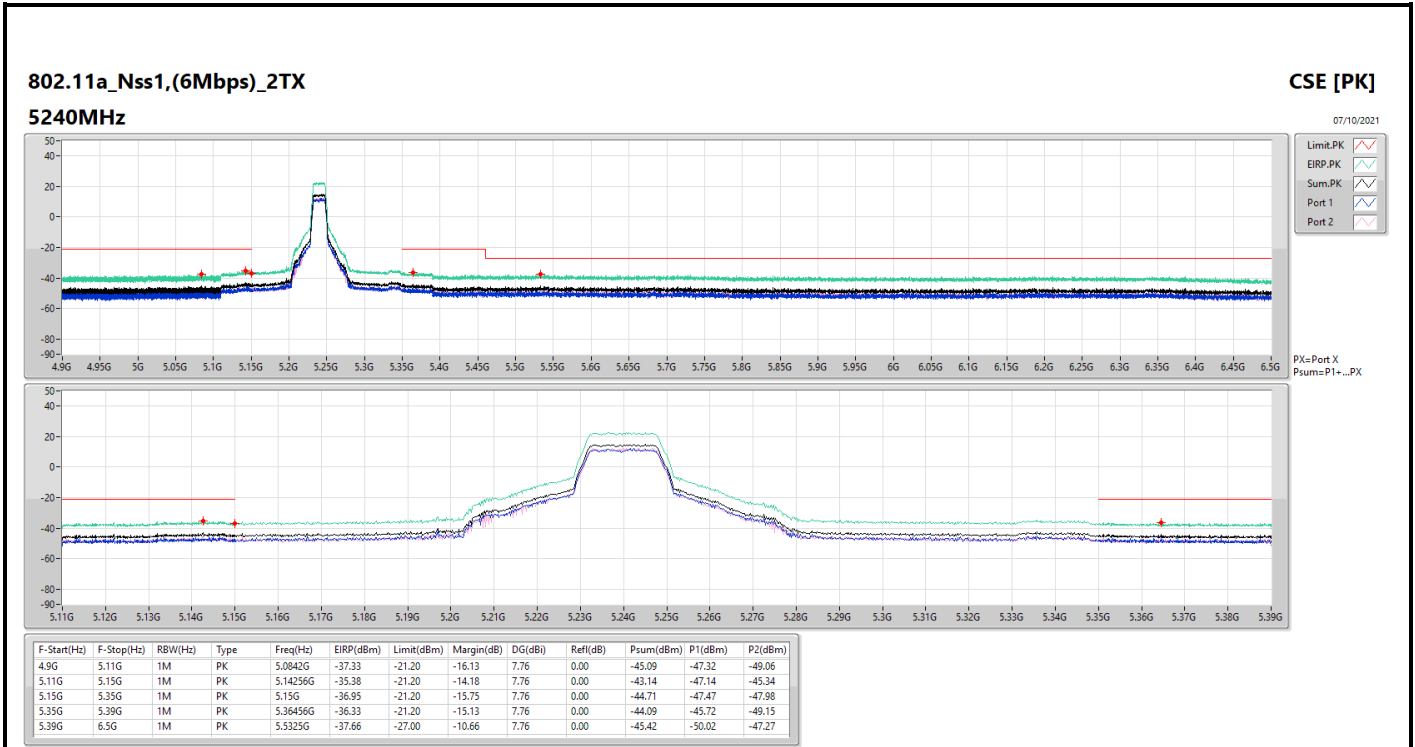
Mode	Result	F-Start (Hz)	F-Stop (Hz)	Type	Freq (Hz)	DG (dB)	P1 (dBm)	P2 (dBm)	Psum (dBm)	EIRP (dBm)	Limit (dBm)	Margin (dB)
5190MHz	Pass	4.9G	5.07G	AV	5.06337G	7.76	-59.39	-57.86	-55.55	-47.79	-41.20	-6.59
5190MHz	Pass	5.07G	5.15G	AV	5.14984G	7.76	-54.74	-52.93	-50.73	-42.97	-41.20	-1.77
5190MHz	Pass	5.15G	5.35G	AV	5.15G	7.76	-54.20	-53.41	-50.78	-43.02	-41.20	-1.82
5190MHz	Pass	5.35G	5.43G	AV	5.35656G	7.76	-58.27	-59.12	-55.66	-47.90	-41.20	-6.70
5190MHz	Pass	5.43G	6.5G	AV	5.45635G	7.76	-60.10	-59.82	-56.95	-49.19	-41.20	-7.99
5190MHz	Pass	4.9G	5.07G	PK	5.04284G	7.76	-48.86	-48.92	-45.88	-38.12	-21.20	-16.92
5190MHz	Pass	5.07G	5.15G	PK	5.14952G	7.76	-42.09	-44.57	-40.15	-32.39	-21.20	-11.19
5190MHz	Pass	5.15G	5.35G	PK	5.15G	7.76	-44.23	-43.25	-40.70	-32.94	-21.20	-11.74
5190MHz	Pass	5.35G	5.43G	PK	5.35928G	7.76	-48.40	-48.23	-45.30	-37.54	-21.20	-16.34
5190MHz	Pass	5.43G	6.5G	PK	6.22795G	7.76	-50.10	-48.76	-46.37	-38.61	-27.00	-11.61
5230MHz	Pass	4.9G	5.07G	AV	5.06792G	7.76	-59.24	-57.13	-55.05	-47.29	-41.20	-6.09
5230MHz	Pass	5.07G	5.15G	AV	5.14856G	7.76	-55.93	-54.71	-52.27	-44.51	-41.20	-3.31
5230MHz	Pass	5.15G	5.35G	AV	5.15G	7.76	-56.56	-56.09	-53.31	-45.55	-41.20	-4.35
5230MHz	Pass	5.35G	5.43G	AV	5.35096G	7.76	-56.11	-55.84	-52.96	-45.20	-41.20	-4.00
5230MHz	Pass	5.43G	6.5G	AV	5.45274G	7.76	-57.58	-59.07	-55.25	-47.49	-41.20	-6.29
5230MHz	Pass	4.9G	5.07G	PK	5.0638G	7.76	-49.02	-46.76	-44.73	-36.97	-21.20	-15.77
5230MHz	Pass	5.07G	5.15G	PK	5.1316G	7.76	-44.03	-46.09	-41.93	-34.17	-21.20	-12.97
5230MHz	Pass	5.15G	5.35G	PK	5.15G	7.76	-46.80	-45.09	-42.85	-35.09	-21.20	-13.89
5230MHz	Pass	5.35G	5.43G	PK	5.35768G	7.76	-45.32	-46.12	-42.69	-34.93	-21.20	-13.73
5230MHz	Pass	5.43G	6.5G	PK	5.65992G	7.76	-49.93	-46.65	-44.98	-37.22	-27.00	-10.22
5270MHz	Pass	4.9G	5.07G	AV	5.06639G	7.76	-58.12	-59.15	-55.59	-47.83	-41.20	-6.63
5270MHz	Pass	5.07G	5.15G	AV	5.14984G	7.76	-55.83	-56.57	-53.17	-45.41	-41.20	-4.21
5270MHz	Pass	5.15G	5.35G	AV	5.35G	7.76	-55.14	-55.58	-52.34	-44.58	-41.20	-3.38
5270MHz	Pass	5.35G	5.43G	AV	5.3572G	7.76	-54.21	-54.71	-51.44	-43.68	-41.20	-2.48
5270MHz	Pass	5.43G	6.5G	AV	5.44953G	7.76	-58.16	-56.97	-54.51	-46.75	-41.20	-5.55
5270MHz	Pass	4.9G	5.07G	PK	5.05768G	7.76	-46.72	-49.44	-44.86	-37.10	-21.20	-15.90
5270MHz	Pass	5.07G	5.15G	PK	5.13544G	7.76	-45.74	-46.14	-42.93	-35.17	-21.20	-13.97
5270MHz	Pass	5.15G	5.35G	PK	5.35G	7.76	-43.41	-45.70	-41.40	-33.64	-21.20	-12.44
5270MHz	Pass	5.35G	5.43G	PK	5.35528G	7.76	-40.83	-43.37	-38.91	-31.15	-21.20	-9.95
5270MHz	Pass	5.43G	6.5G	PK	5.51226G	7.76	-47.13	-48.23	-44.63	-36.87	-27.00	-9.87
5310MHz	Pass	4.9G	5.07G	AV	5.04418G	7.76	-59.33	-59.81	-56.55	-48.79	-41.20	-7.59
5310MHz	Pass	5.07G	5.15G	AV	5.14392G	7.76	-58.40	-58.04	-55.21	-47.45	-41.20	-6.25
5310MHz	Pass	5.15G	5.35G	AV	5.35G	7.76	-54.37	-55.00	-51.66	-43.90	-41.20	-2.70
5310MHz	Pass	5.35G	5.43G	AV	5.35336G	7.76	-52.73	-53.64	-50.15	-42.39	-41.20	-1.19
5310MHz	Pass	5.43G	6.5G	AV	5.43696G	7.76	-58.62	-57.77	-55.16	-47.40	-41.20	-6.20
5310MHz	Pass	4.9G	5.07G	PK	5.0374G	7.76	-48.35	-50.61	-46.32	-38.56	-21.20	-17.36
5310MHz	Pass	5.07G	5.15G	PK	5.14696G	7.76	-48.56	-47.45	-44.96	-37.20	-21.20	-16.00
5310MHz	Pass	5.15G	5.35G	PK	5.35G	7.76	-36.11	-39.65	-34.52	-26.76	-21.20	-5.56
5310MHz	Pass	5.35G	5.43G	PK	5.35G	7.76	-35.81	-39.35	-34.22	-26.46	-21.20	-5.26
5310MHz	Pass	5.43G	6.5G	PK	5.4736G	7.76	-47.82	-49.40	-45.53	-37.77	-27.00	-10.77
5510MHz	Pass	4.9G	5.39G	AV	5.38473G	7.83	-58.93	-58.74	-55.82	-47.99	-41.20	-6.79
5510MHz	Pass	5.39G	5.47G	AV	5.45896G	7.83	-55.32	-55.20	-52.25	-44.42	-41.20	-3.22
5510MHz	Pass	4.9G	5.39G	PK	5.34014G	7.83	-52.24	-48.55	-47.00	-39.17	-27.00	-12.17
5510MHz	Pass	5.39G	5.47G	PK	5.46616G	7.83	-42.88	-40.14	-38.29	-30.46	-27.00	-3.46
5510MHz	Pass	5.47G	5.725G	PK	5.47G	7.83	-45.52	-41.19	-39.83	-32.00	-27.00	-5.00
5510MHz	Pass	5.725G	5.805G	PK	5.73172G	7.83	-48.37	-45.53	-43.71	-35.88	-27.00	-8.88
5510MHz	Pass	5.805G	6.5G	PK	5.88119G	7.83	-49.41	-48.05	-45.67	-37.84	-27.00	-10.84
5550MHz	Pass	4.9G	5.39G	AV	5.37426G	7.83	-58.64	-58.75	-55.68	-47.85	-41.20	-6.65
5550MHz	Pass	5.39G	5.47G	AV	5.45192G	7.83	-56.63	-56.03	-53.31	-45.48	-41.20	-4.28
5550MHz	Pass	4.9G	5.39G	PK	5.3497G	7.83	-51.72	-48.52	-46.82	-38.99	-27.00	-11.99
5550MHz	Pass	5.39G	5.47G	PK	5.47G	7.83	-46.66	-44.34	-42.34	-34.51	-27.00	-7.51
5550MHz	Pass	5.47G	5.725G	PK	5.47G	7.83	-47.49	-46.99	-44.22	-36.39	-27.00	-9.39
5550MHz	Pass	5.725G	5.805G	PK	5.72516G	7.83	-45.70	-46.99	-43.29	-35.46	-27.00	-8.46
5550MHz	Pass	5.805G	6.5G	PK	5.95755G	7.83	-48.04	-47.98	-45.00	-37.17	-27.00	-10.17
5670MHz	Pass	4.9G	5.39G	AV	5.36225G	7.83	-59.64	-61.09	-57.29	-49.46	-41.20	-8.26
5670MHz	Pass	5.39G	5.47G	AV	5.45896G	7.83	-58.94	-59.07	-55.99	-48.16	-41.20	-6.96
5670MHz	Pass	4.9G	5.39G	PK	5.19014G	7.83	-52.05	-49.12	-47.33	-39.50	-27.00	-12.50
5670MHz	Pass	5.39G	5.47G	PK	5.46888G	7.83	-48.24	-50.22	-46.11	-38.28	-27.00	-11.28
5670MHz	Pass	5.47G	5.725G	PK	5.725G	7.83	-43.07	-44.54	-40.73	-32.90	-27.00	-5.90
5670MHz	Pass	5.725G	5.805G	PK	5.73124G	7.83	-41.12	-43.57	-39.16	-31.33	-27.00	-4.33
5670MHz	Pass	5.805G	6.5G	PK	5.81404G	7.83	-47.58	-47.38	-44.47	-36.64	-27.00	-9.64
5710MHz Straddle 5.47-5.725GHz	Pass	4.9G	5.39G	AV	5.36005G	7.83	-59.03	-60.94	-56.87	-49.04	-41.20	-7.84
5710MHz Straddle 5.47-5.725GHz	Pass	5.39G	5.47G	AV	5.45784G	7.83	-58.77	-59.14	-55.94	-48.11	-41.20	-6.91
5710MHz Straddle 5.47-5.725GHz	Pass	4.9G	5.39G	PK	5.32348G	7.83	-49.43	-51.74	-47.42	-39.59	-27.00	-12.59
5710MHz Straddle 5.47-5.725GHz	Pass	5.39G	5.47G	PK	5.46328G	7.83	-47.43	-49.79	-45.44	-37.61	-27.00	-10.61
5710MHz Straddle 5.47-5.725GHz	Pass	5.47G	5.85G	PK	5.85G	7.83	-47.44	-47.39	-44.40	-36.57	-27.00	-9.57
5710MHz Straddle 5.47-5.725GHz	Pass	5.85G	5.93G	PK	5.89768G	7.83	-46.89	-45.96	-43.39	-35.56	-27.00	-8.56
5710MHz Straddle 5.47-5.725GHz	Pass	5.93G	6.5G	PK	5.98059G	7.83	-46.89	-49.26	-44.90	-37.07	-27.00	-10.07
5755MHz	Pass	4.9G	5.645G	PK	5.64491G	8.26	-48.80	-46.82	-44.69	-36.43	-27.00	-9.43
5755MHz	Pass	5.645G	5.725G	PK	5.64964G	8.26	-46.56	-45.36	-42.91	-34.65	-27.00	-7.65

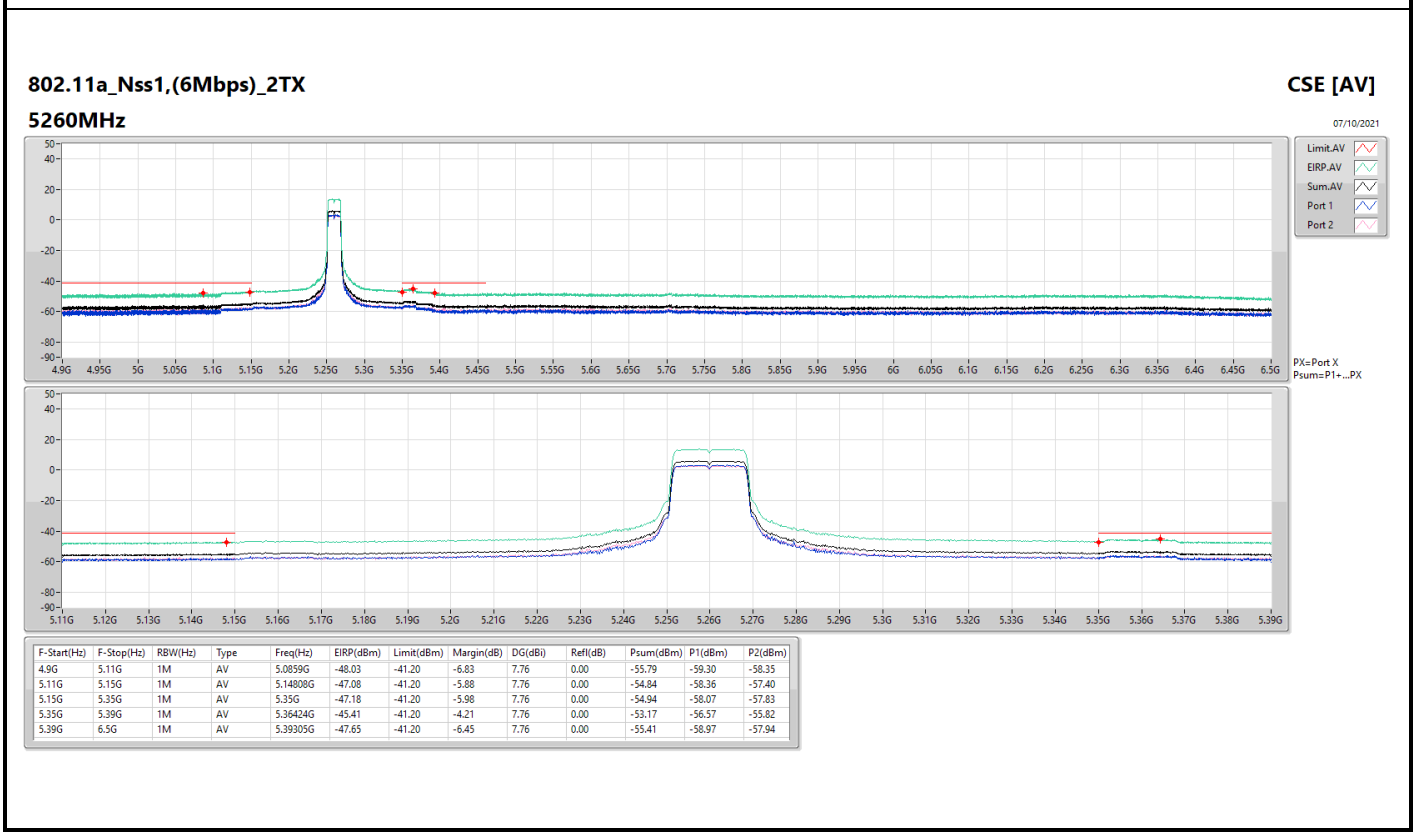
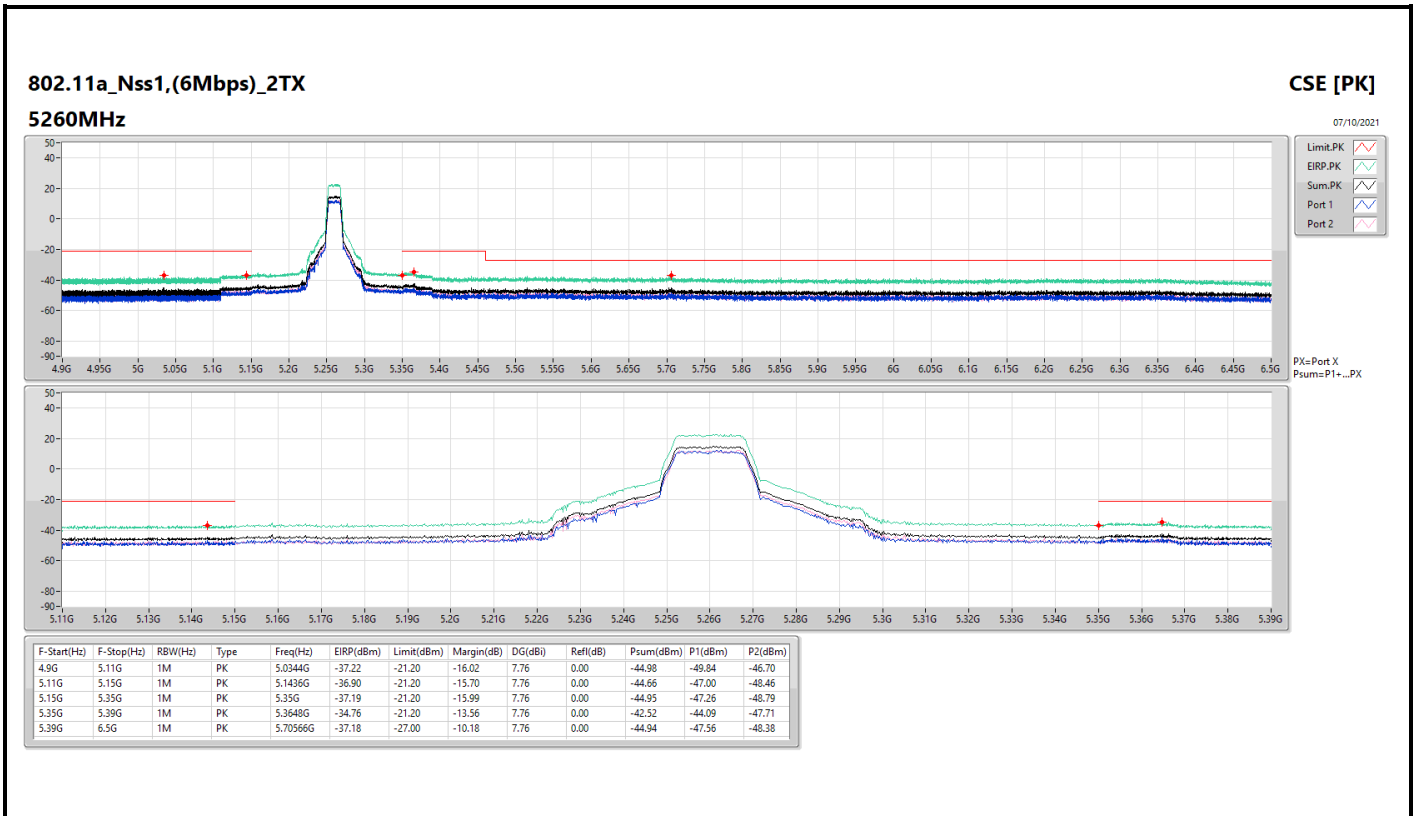
Mode	Result	F-Start (Hz)	F-Stop (Hz)	Type	Freq (Hz)	DG (dBi)	P1 (dBm)	P2 (dBm)	Psum (dBm)	EIRP (dBm)	Limit (dBm)	Margin (dB)
5755MHz	Pass	5.725G	5.85G	PK	5.85G	8.26	-46.57	-46.28	-43.41	-35.15	27.00	-62.15
5755MHz	Pass	5.85G	5.93G	PK	5.92856G	8.26	-48.54	-48.33	-45.42	-37.16	-27.00	-10.16
5755MHz	Pass	5.93G	6.5G	PK	5.95836G	8.26	-47.20	-48.81	-44.92	-36.66	-27.00	-9.66
5795MHz	Pass	4.9G	5.645G	PK	5.64472G	8.26	-51.28	-47.26	-45.81	-37.55	-27.00	-10.55
5795MHz	Pass	5.645G	5.725G	PK	5.64884G	8.26	-45.69	-47.46	-43.48	-35.22	-27.00	-8.22
5795MHz	Pass	5.725G	5.85G	PK	5.85G	8.26	-42.90	-41.91	-39.37	-31.11	27.00	-58.11
5795MHz	Pass	5.85G	5.93G	PK	5.92952G	8.26	-48.38	-46.40	-44.27	-36.01	-27.00	-9.01
5795MHz	Pass	5.93G	6.5G	PK	5.93242G	8.26	-47.18	-48.41	-44.74	-36.48	-27.00	-9.48
802.11ax HEW80_Nss1,(MCS0)_2TX	-	-	-	-	-	-	-	-	-	-	-	-
5210MHz	Pass	4.9G	4.99G	AV	4.97387G	7.76	-60.24	-60.14	-57.18	-49.42	-41.20	-8.22
5210MHz	Pass	4.99G	5.15G	AV	5.14648G	7.76	-55.25	-52.83	-50.86	-43.10	-41.20	-1.90
5210MHz	Pass	5.15G	5.35G	AV	5.15G	7.76	-54.55	-52.69	-50.51	-42.75	-41.20	-1.55
5210MHz	Pass	5.35G	5.51G	AV	5.35384G	7.76	-55.63	-55.25	-52.43	-44.67	-41.20	-3.47
5210MHz	Pass	4.9G	4.99G	PK	4.94795G	7.76	-53.95	-46.93	-46.14	-38.38	-21.20	-17.18
5210MHz	Pass	4.99G	5.15G	PK	5.15G	7.76	-45.19	-42.11	-40.37	-32.61	-21.20	-11.41
5210MHz	Pass	5.15G	5.35G	PK	5.15G	7.76	-44.58	-43.89	-41.21	-33.45	-21.20	-12.25
5210MHz	Pass	5.35G	5.51G	PK	5.494G	7.76	-48.95	-48.66	-45.79	-38.03	-27.00	-11.03
5210MHz	Pass	5.51G	6.5G	PK	5.54614G	7.76	-52.18	-47.58	-46.29	-38.53	-27.00	-11.53
5290MHz	Pass	4.9G	4.99G	AV	4.93862G	7.76	-61.06	-58.98	-56.89	-49.13	-41.20	-7.93
5290MHz	Pass	4.99G	5.15G	AV	5.1468G	7.76	-54.89	-54.63	-51.75	-43.99	-41.20	-2.79
5290MHz	Pass	5.15G	5.35G	AV	5.35G	7.76	-53.83	-55.24	-51.47	-43.71	-41.20	-2.51
5290MHz	Pass	5.35G	5.51G	AV	5.35G	7.76	-53.69	-54.38	-51.01	-43.25	-41.20	-2.05
5290MHz	Pass	4.9G	4.99G	PK	4.97244G	7.76	-48.99	-48.78	-45.87	-38.11	-21.20	-16.91
5290MHz	Pass	4.99G	5.15G	PK	5.14168G	7.76	-43.94	-45.37	-41.59	-33.83	-21.20	-12.63
5290MHz	Pass	5.15G	5.35G	PK	5.35G	7.76	-43.46	-45.45	-41.33	-33.57	-21.20	-12.37
5290MHz	Pass	5.35G	5.51G	PK	5.35256G	7.76	-36.04	-45.09	-35.53	-27.77	-21.20	-6.57
5290MHz	Pass	5.51G	6.5G	PK	5.51532G	7.76	-48.35	-47.87	-45.09	-37.33	-27.00	-10.33
5530MHz	Pass	4.9G	5.31G	AV	5.06774G	7.83	-59.77	-61.27	-57.45	-49.62	-41.20	-8.42
5530MHz	Pass	5.31G	5.47G	AV	5.43896G	7.83	-54.34	-55.83	-52.01	-44.18	-41.20	-2.98
5530MHz	Pass	4.9G	5.31G	PK	5.30877G	7.83	-49.14	-50.90	-46.92	-39.09	-27.00	-12.09
5530MHz	Pass	5.31G	5.47G	PK	5.4668G	7.83	-37.20	-46.69	-36.74	-28.91	-27.00	-1.91
5530MHz	Pass	5.47G	5.725G	PK	5.47G	7.83	-43.82	-46.41	-41.91	-34.08	-27.00	-7.08
5530MHz	Pass	5.725G	5.885G	PK	5.7266G	7.83	-46.18	-45.31	-42.71	-34.88	-27.00	-7.88
5530MHz	Pass	5.885G	6.5G	PK	5.88538G	7.83	-48.26	-48.84	-45.53	-37.70	-27.00	-10.70
5610MHz	Pass	4.9G	5.31G	AV	5.13268G	7.83	-59.62	-60.39	-56.98	-49.15	-41.20	-7.95
5610MHz	Pass	5.31G	5.47G	AV	5.4572G	7.83	-54.12	-54.79	-51.43	-43.60	-41.20	-2.40
5610MHz	Pass	4.9G	5.31G	PK	5.30631G	7.83	-48.96	-51.07	-46.88	-39.05	-27.00	-12.05
5610MHz	Pass	5.31G	5.47G	PK	5.46808G	7.83	-44.74	-42.41	-40.41	-32.58	-27.00	-5.58
5610MHz	Pass	5.47G	5.725G	PK	5.725G	7.83	-42.05	-40.65	-38.28	-30.45	-27.00	-3.45
5610MHz	Pass	5.725G	5.885G	PK	5.73044G	7.83	-39.09	-40.46	-36.71	-28.88	-27.00	-1.88
5610MHz	Pass	5.885G	6.5G	PK	5.92851G	7.83	-47.24	-48.90	-44.98	-37.15	-27.00	-10.15
5690MHz Straddle 5.47-5.725GHz	Pass	4.9G	5.31G	AV	5.08194G	7.83	-60.22	-60.30	-57.25	-49.42	-41.20	-8.22
5690MHz Straddle 5.47-5.725GHz	Pass	5.31G	5.47G	AV	5.45368G	7.83	-58.10	-58.58	-55.32	-47.49	-41.20	-6.29
5690MHz Straddle 5.47-5.725GHz	Pass	4.9G	5.31G	PK	5.2629G	7.83	-48.93	-49.98	-46.41	-38.58	-27.00	-11.58
5690MHz Straddle 5.47-5.725GHz	Pass	5.31G	5.47G	PK	5.4684G	7.83	-48.67	-47.77	-45.19	-37.36	-27.00	-10.36
5690MHz Straddle 5.47-5.725GHz	Pass	5.47G	5.85G	PK	5.85G	7.83	-43.62	-44.15	-40.87	-33.04	-27.00	-6.04
5690MHz Straddle 5.47-5.725GHz	Pass	5.85G	6.01G	PK	5.85256G	7.83	-45.56	-41.99	-40.41	-32.58	-27.00	-5.58
5690MHz Straddle 5.47-5.725GHz	Pass	6.01G	6.5G	PK	6.14273G	7.83	-47.74	-49.04	-45.33	-37.50	-27.00	-10.50
5775MHz	Pass	4.9G	5.565G	PK	5.56234G	8.26	-46.53	-49.09	-44.61	-36.35	-27.00	-9.35
5775MHz	Pass	5.565G	5.725G	PK	5.64948G	8.26	-40.68	-40.01	-37.32	-29.06	-27.00	-2.06
5775MHz	Pass	5.725G	5.85G	PK	5.85G	8.26	-33.95	-33.65	-30.79	-22.53	27.00	-49.53
5775MHz	Pass	5.85G	6.01G	PK	5.9268G	8.26	-42.54	-43.61	-40.03	-31.77	-27.00	-4.77
5775MHz	Pass	6.01G	6.5G	PK	6.01282G	8.26	-47.61	-47.64	-44.61	-36.35	-27.00	-9.35

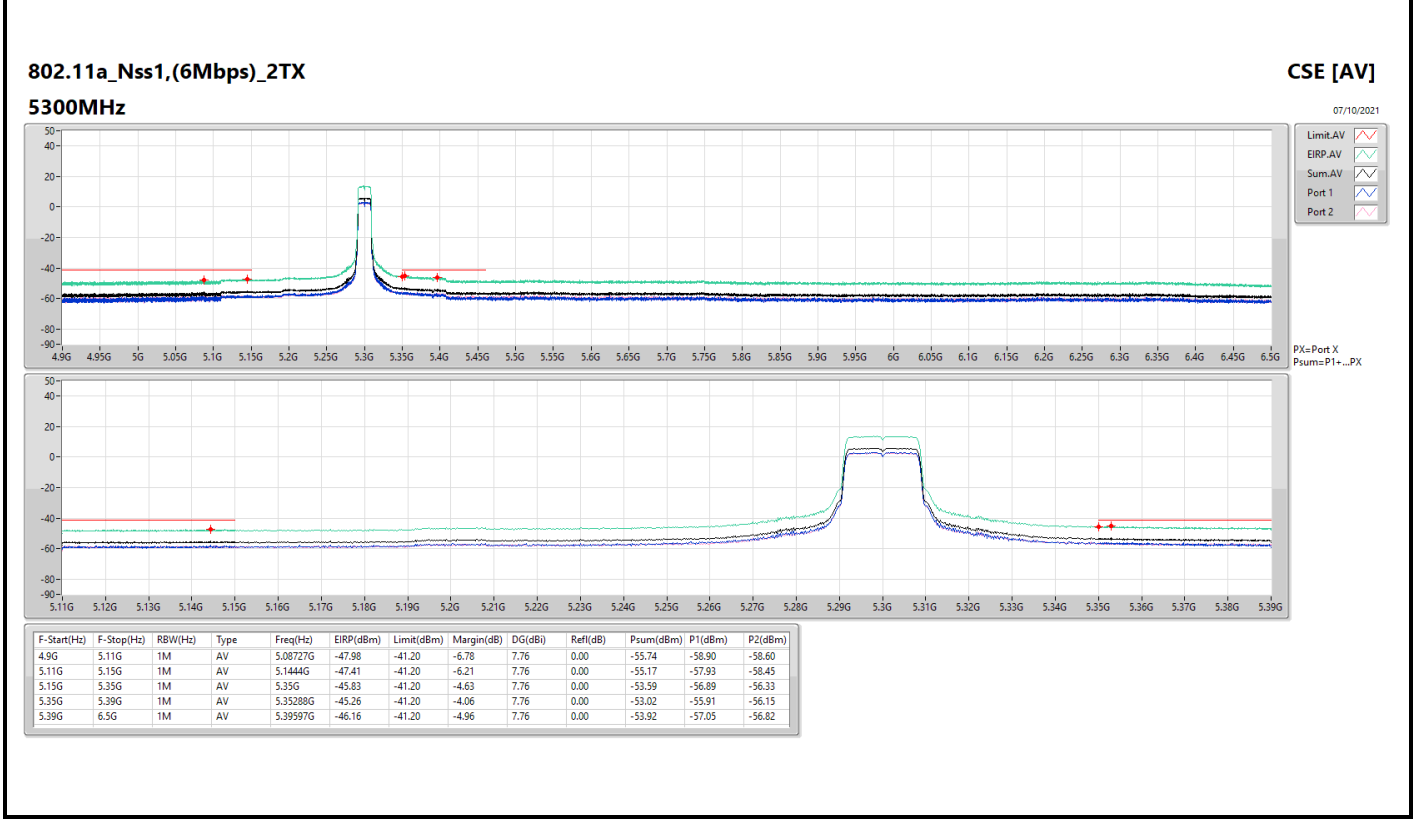
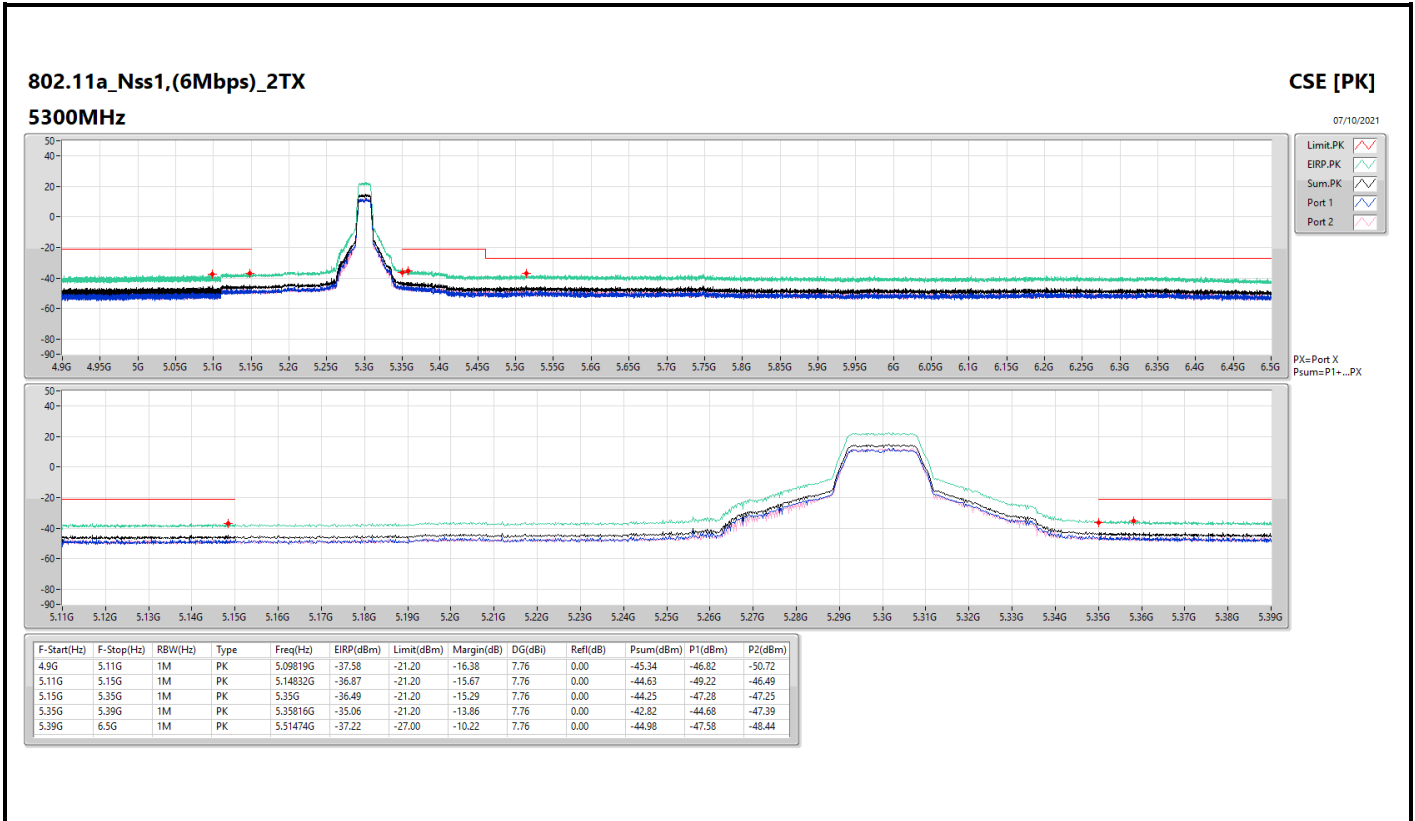
DG = Directional Gain ; PX=Port X; Psum=P1+P2+...PX

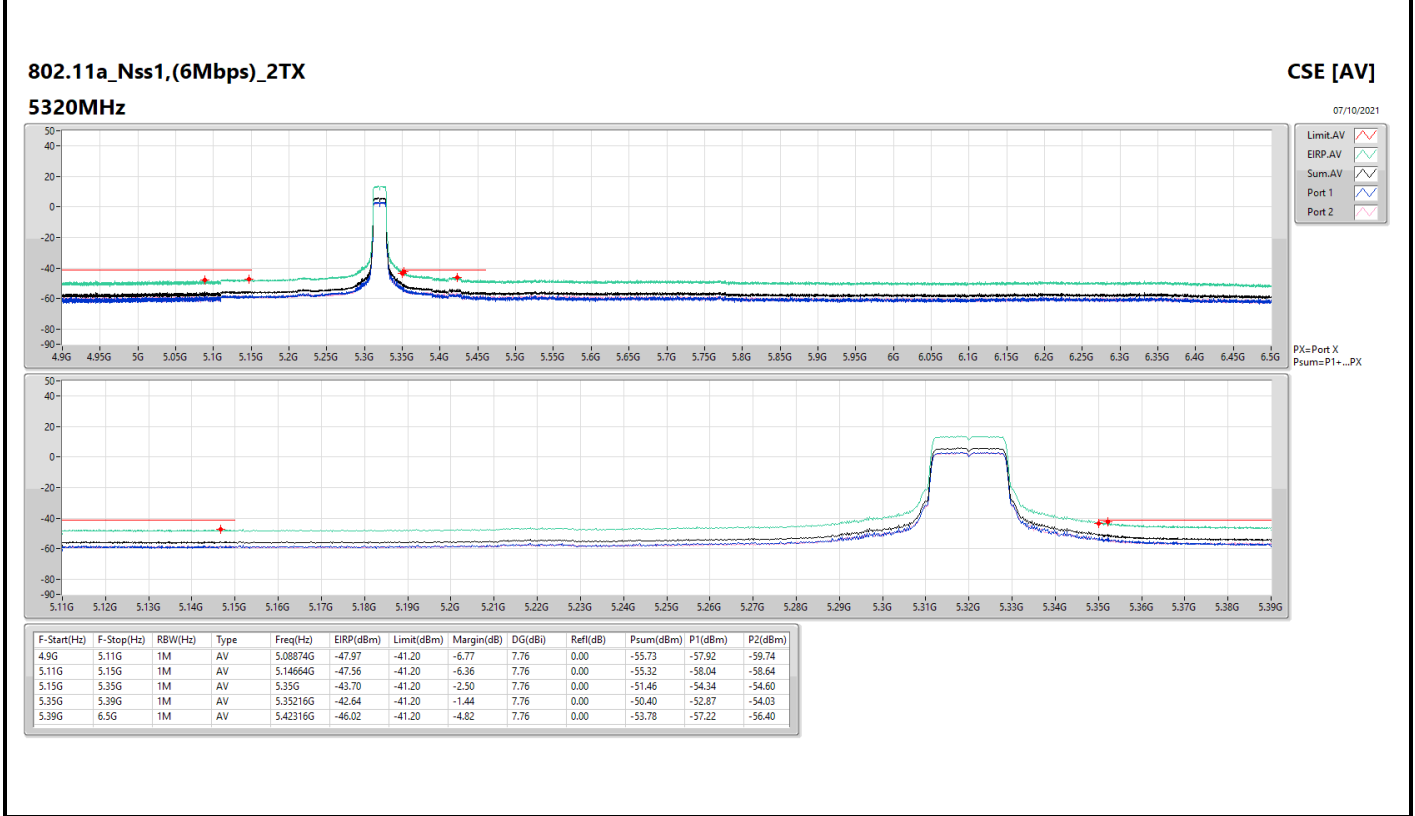
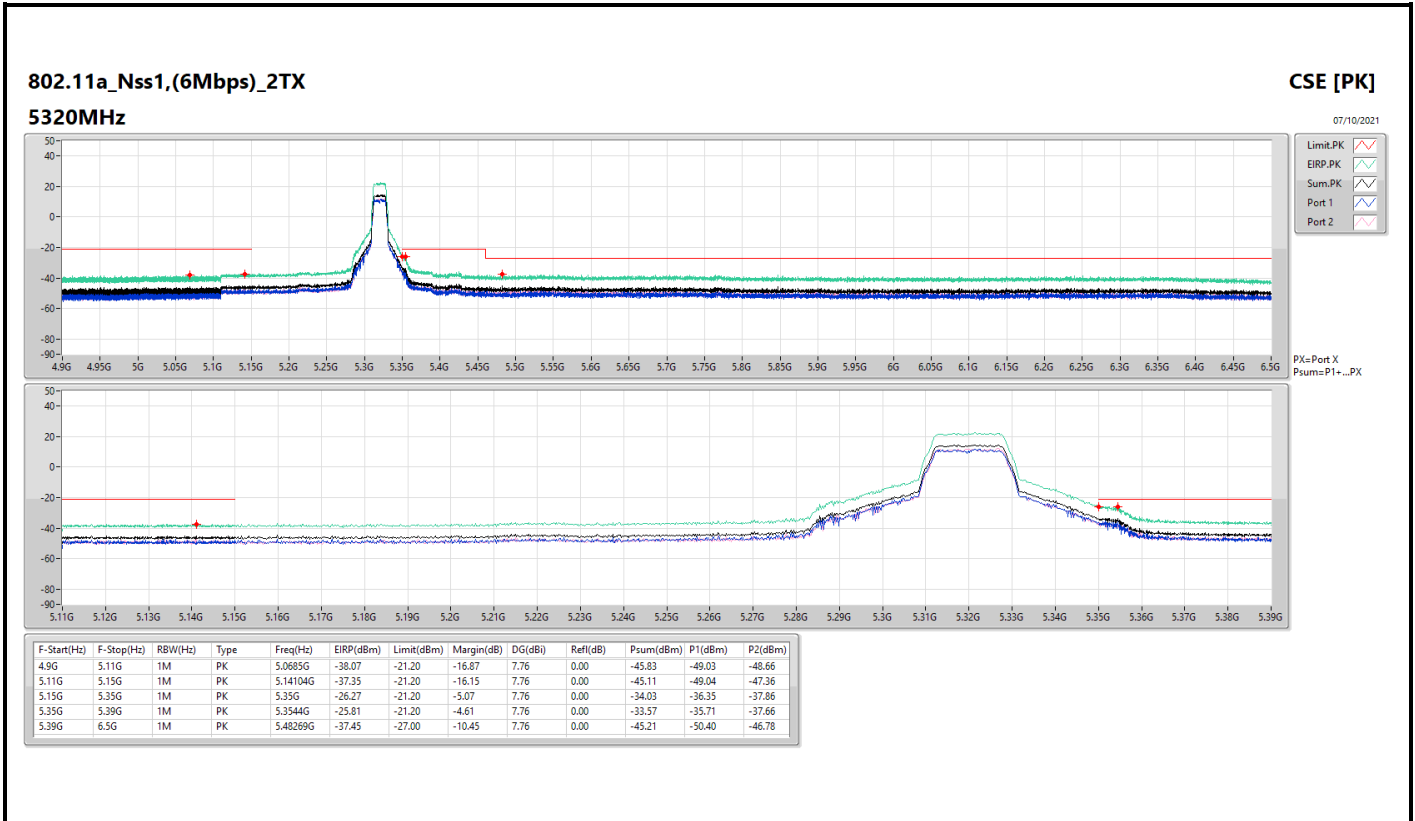


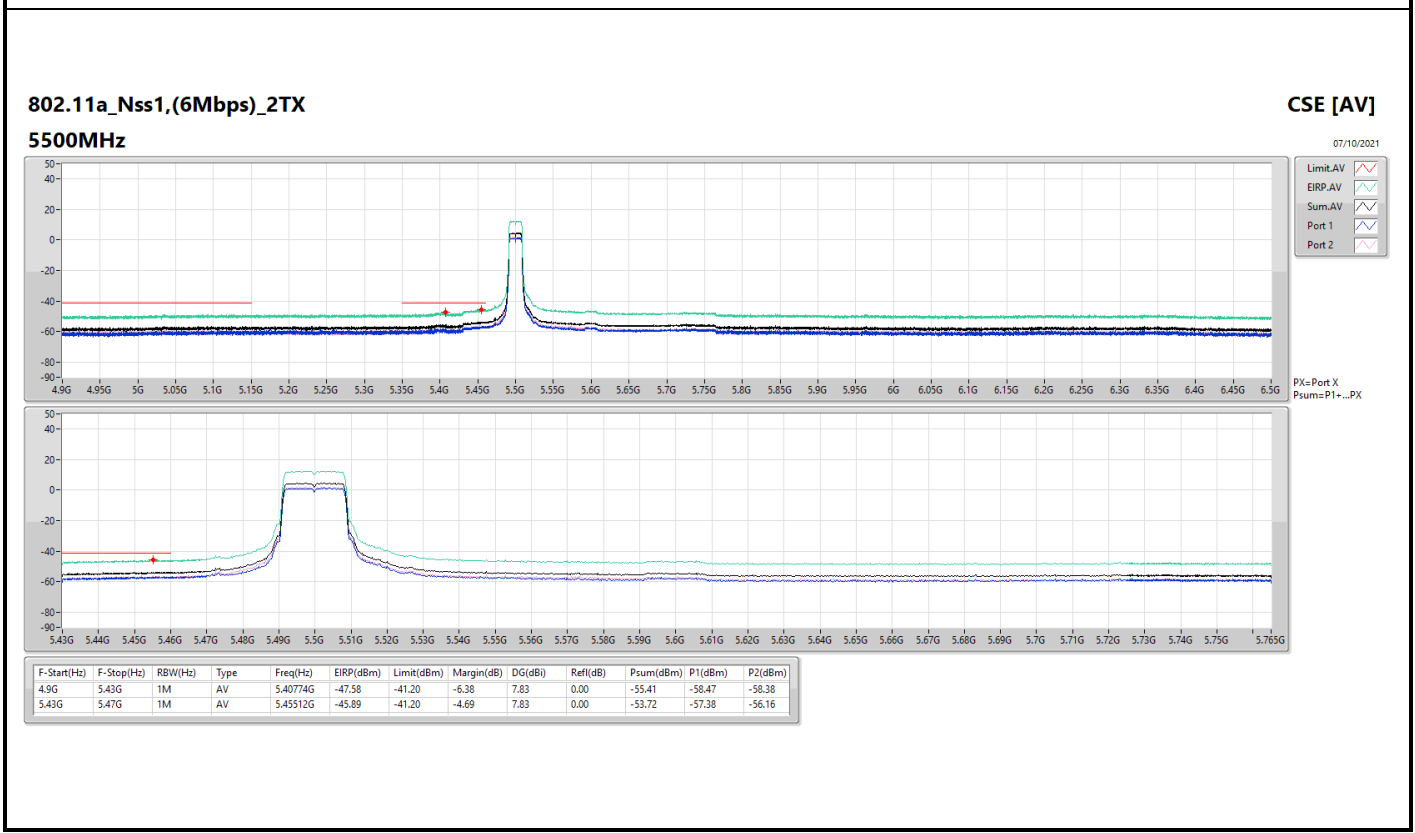
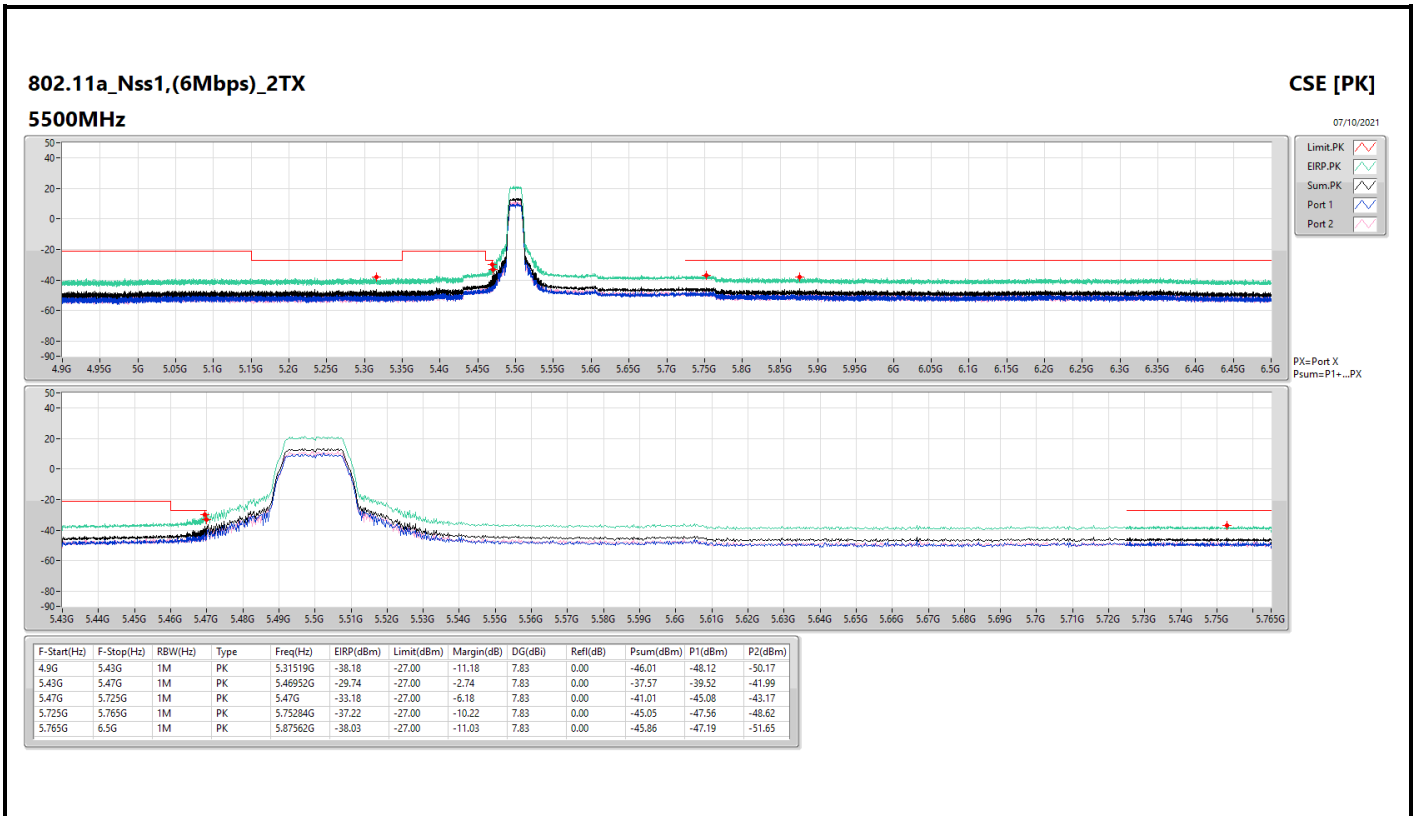


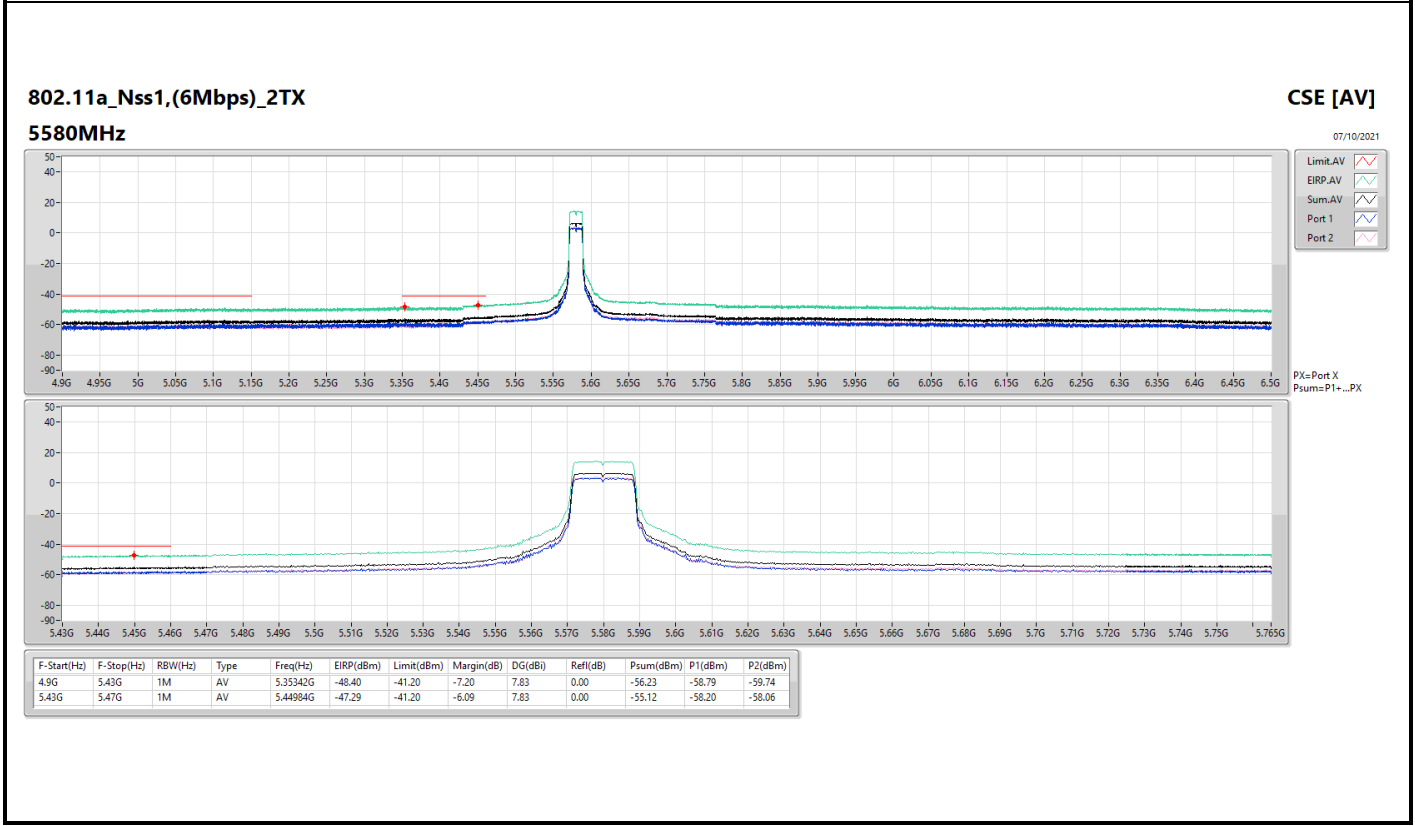
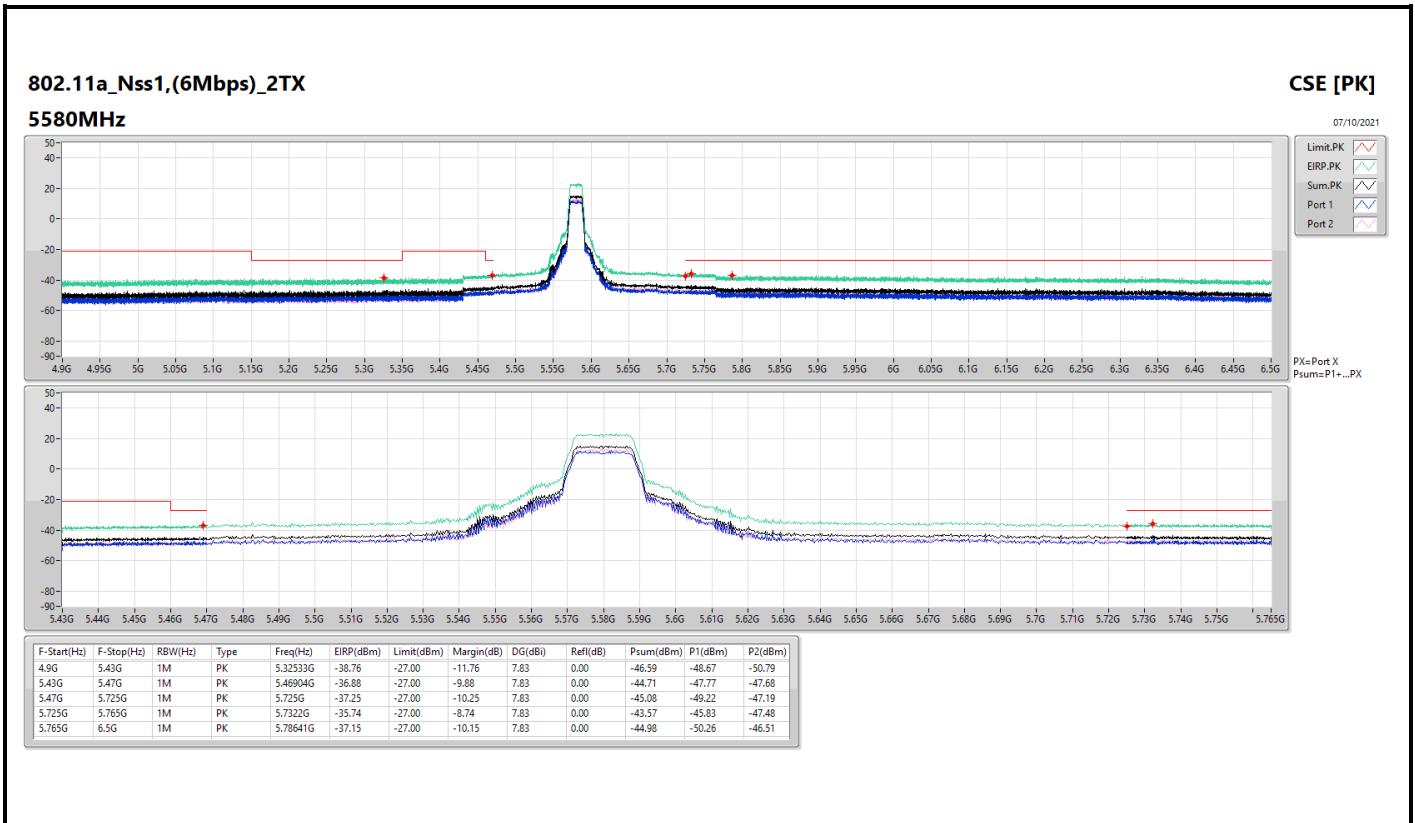


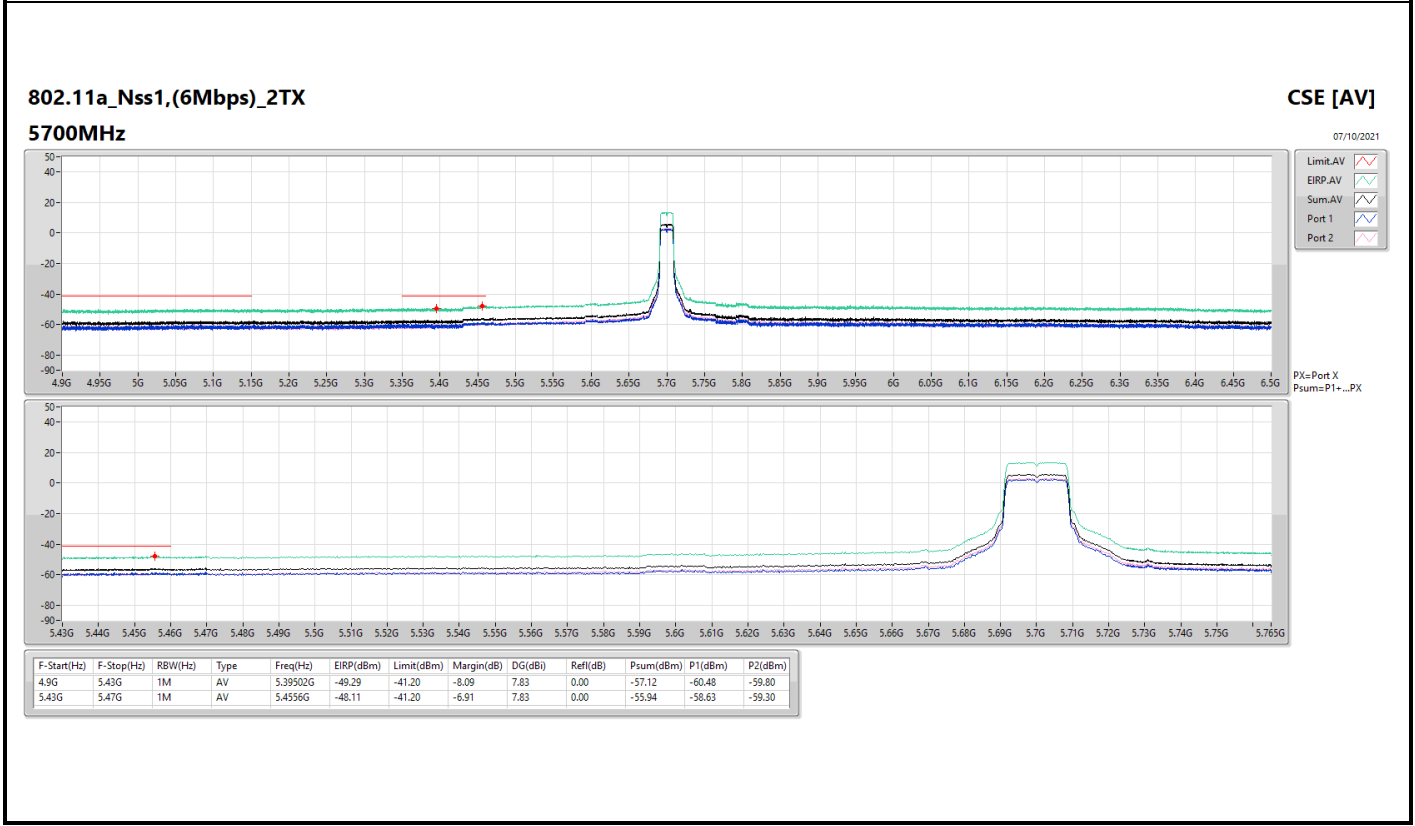
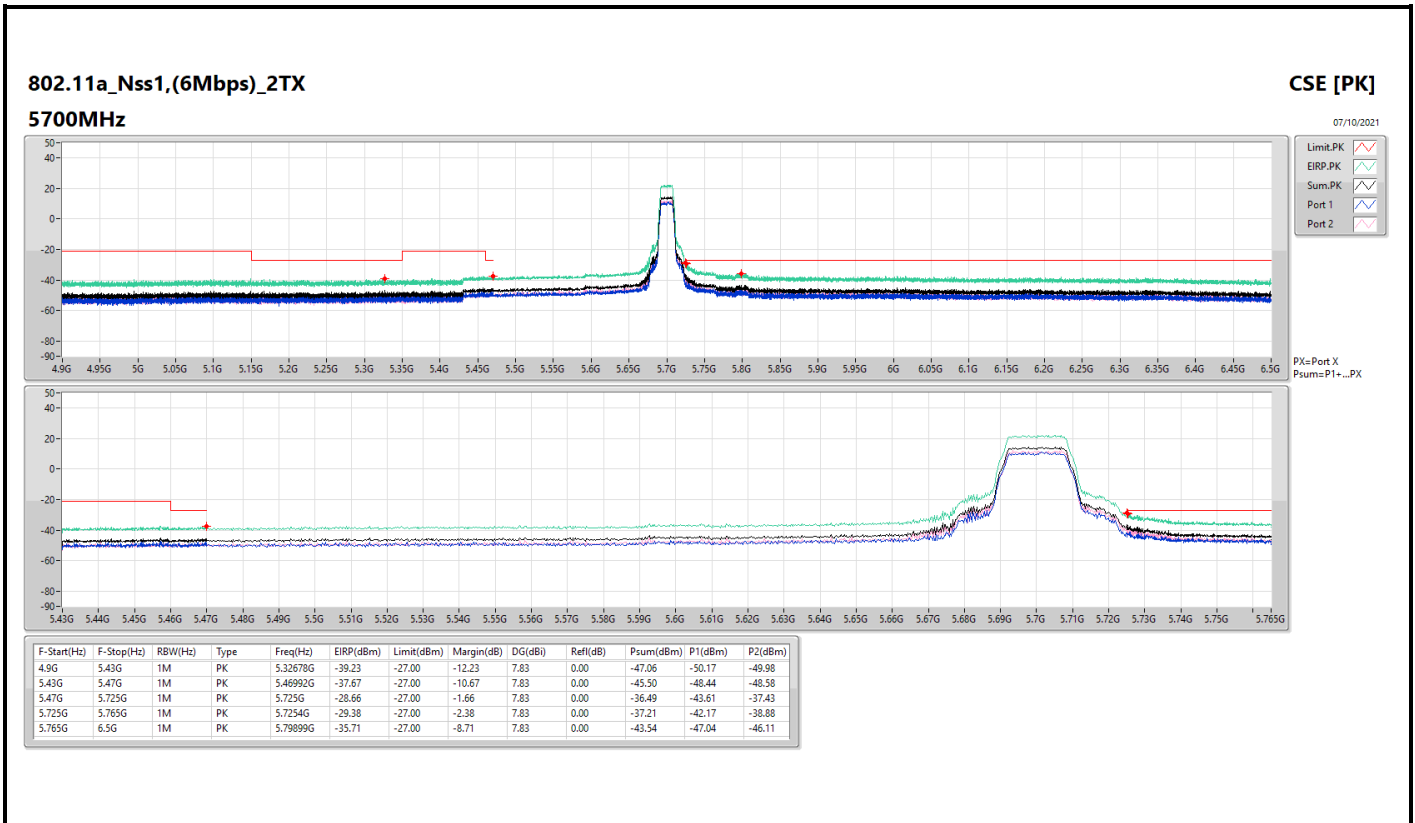


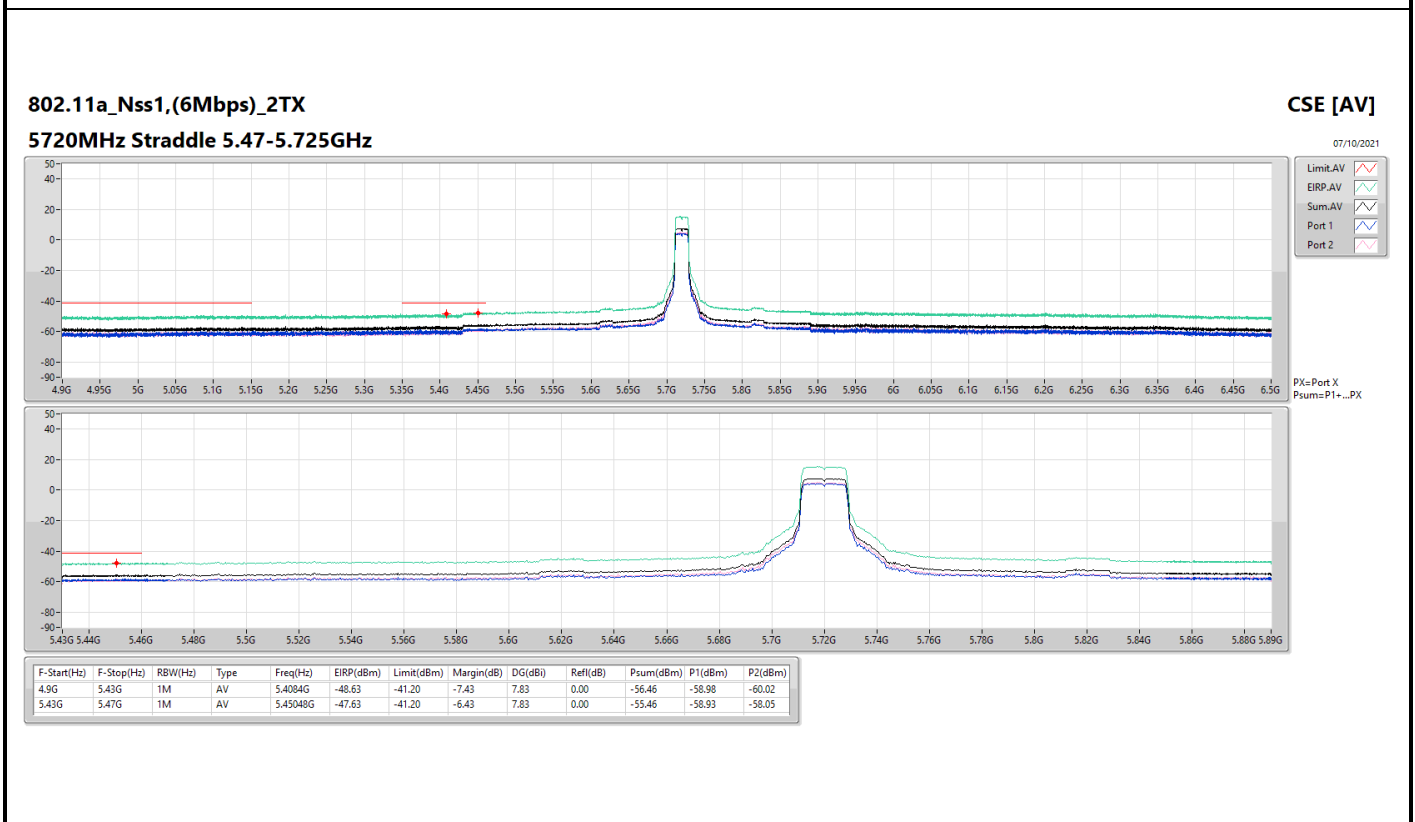
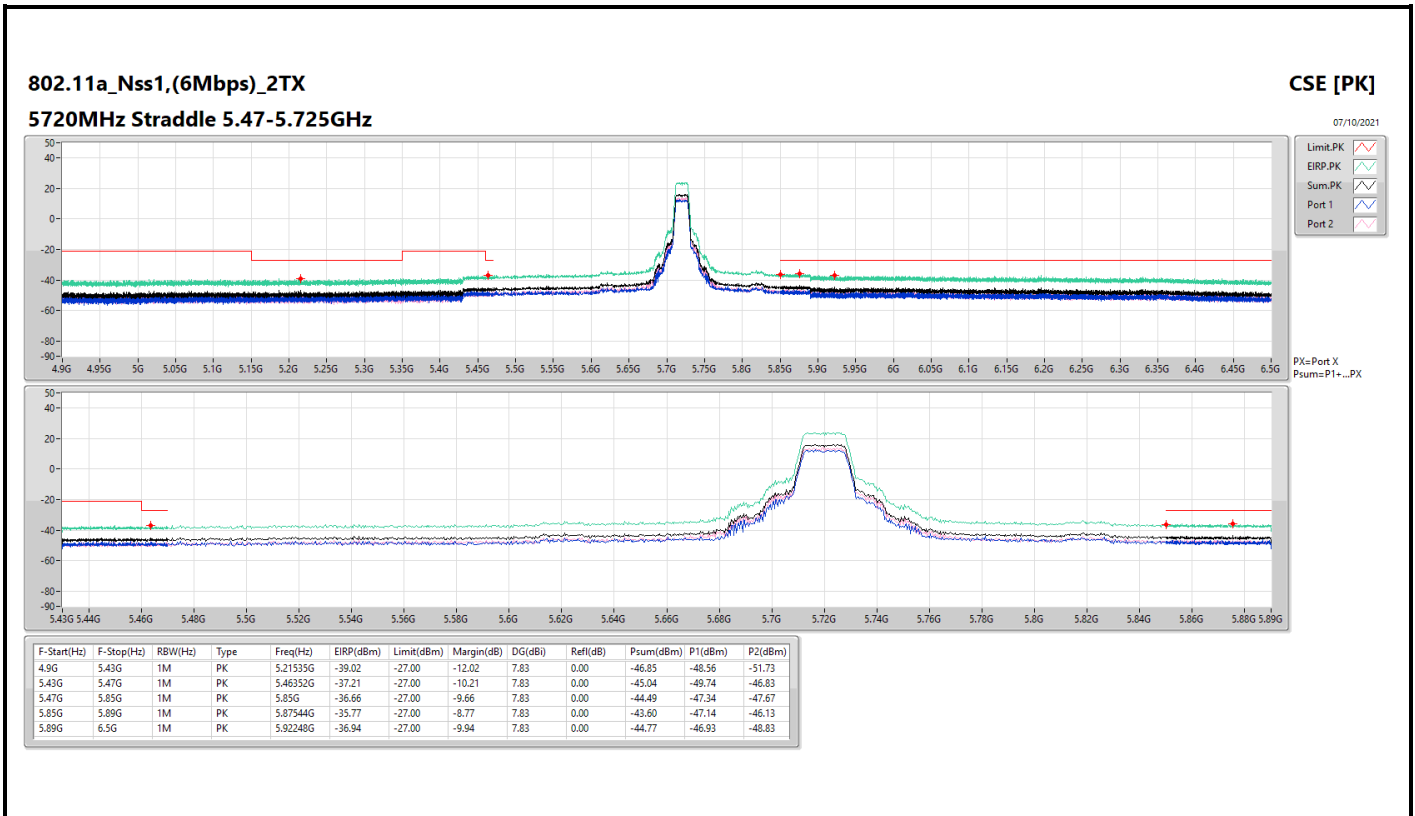


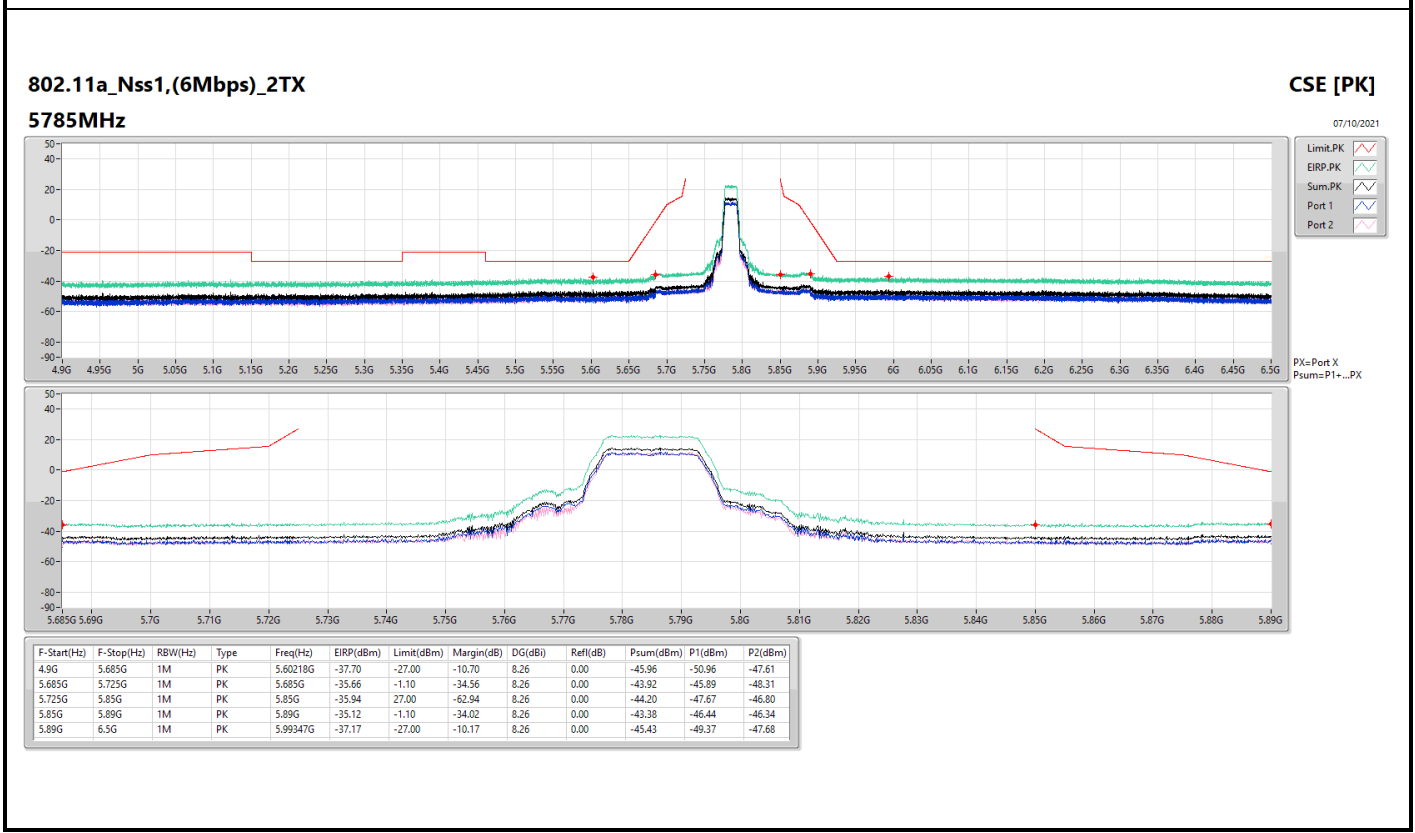
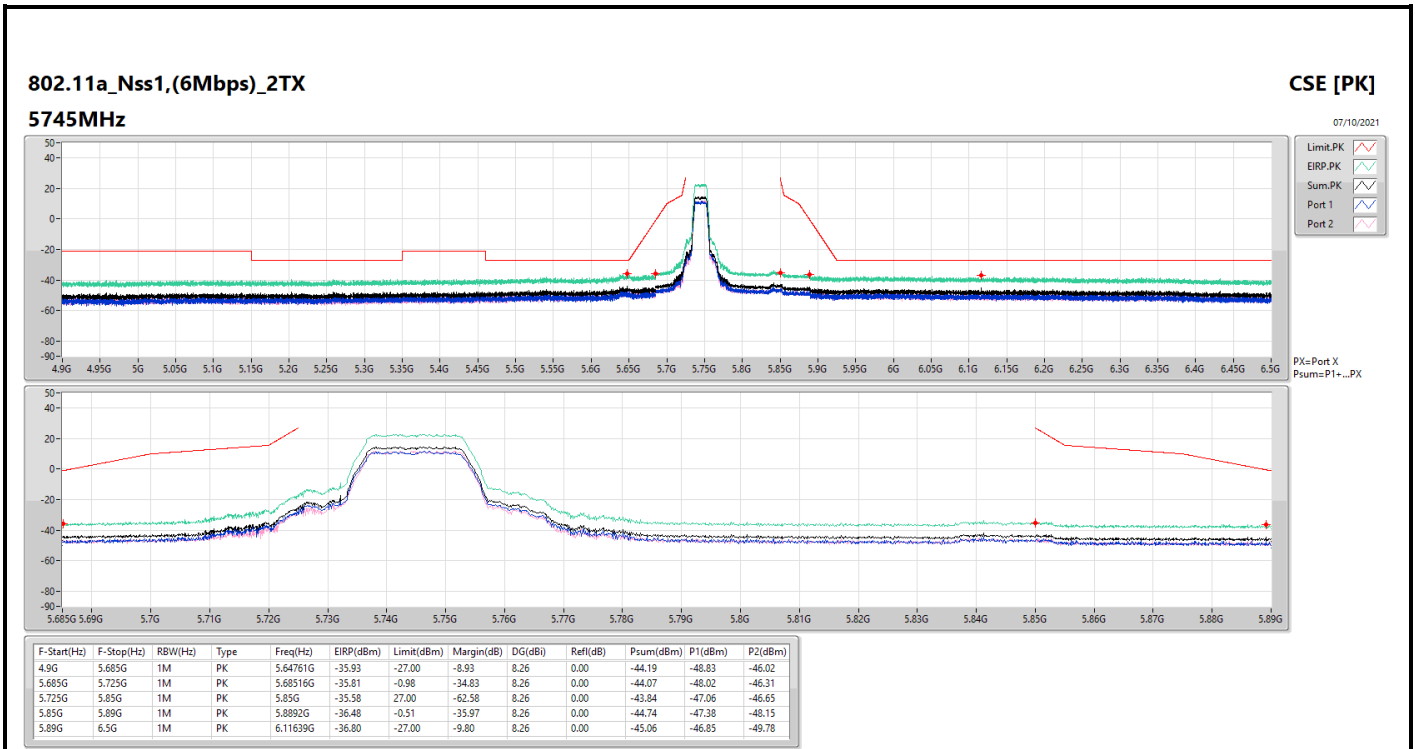


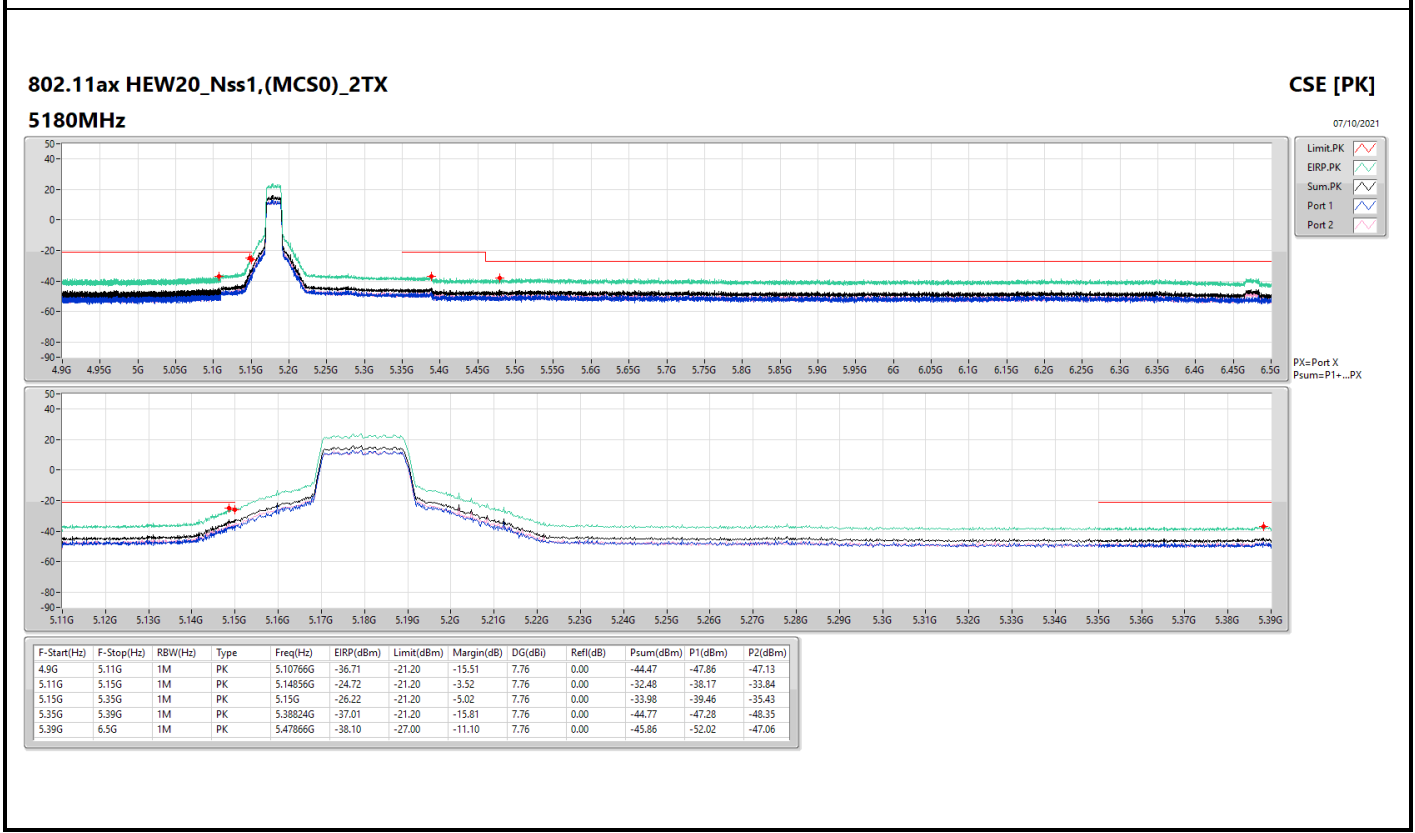
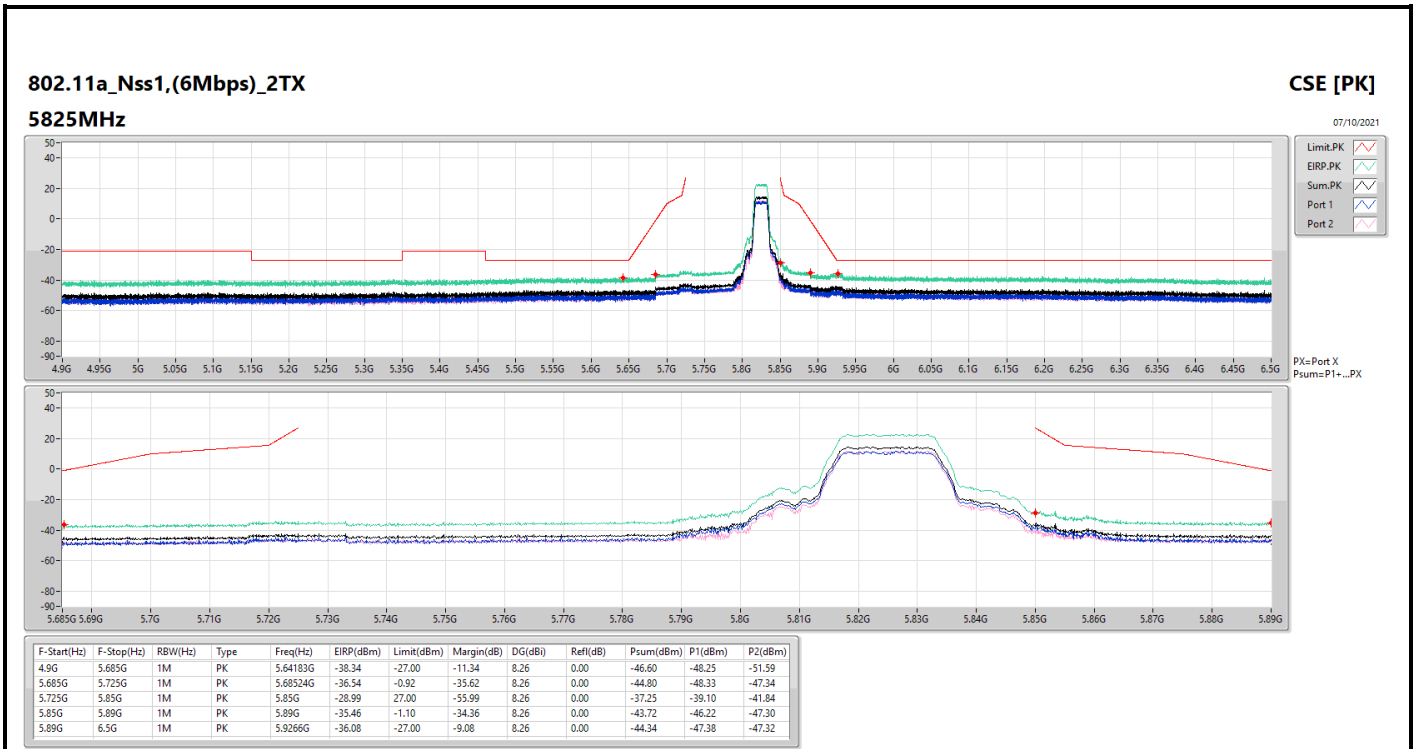


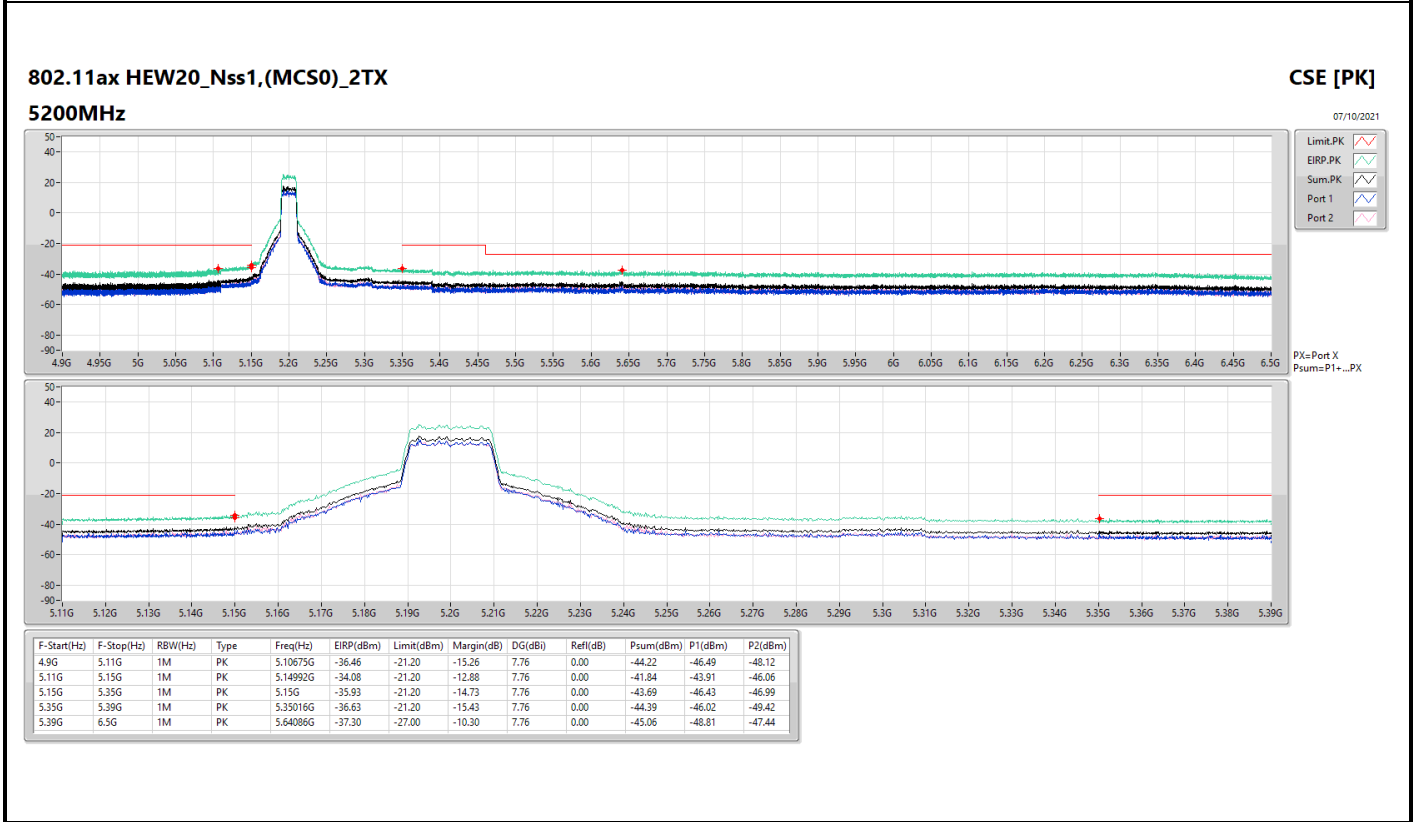
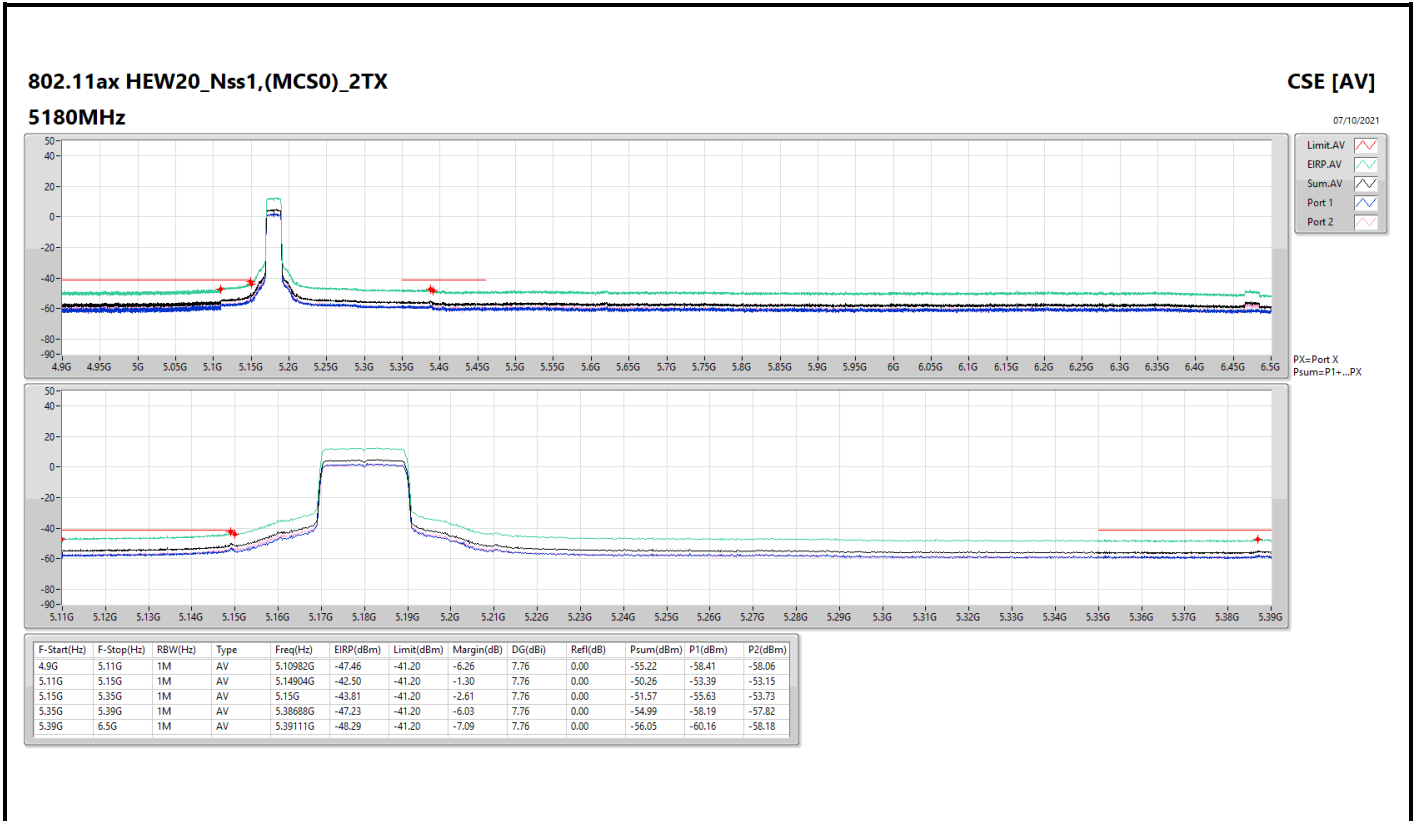


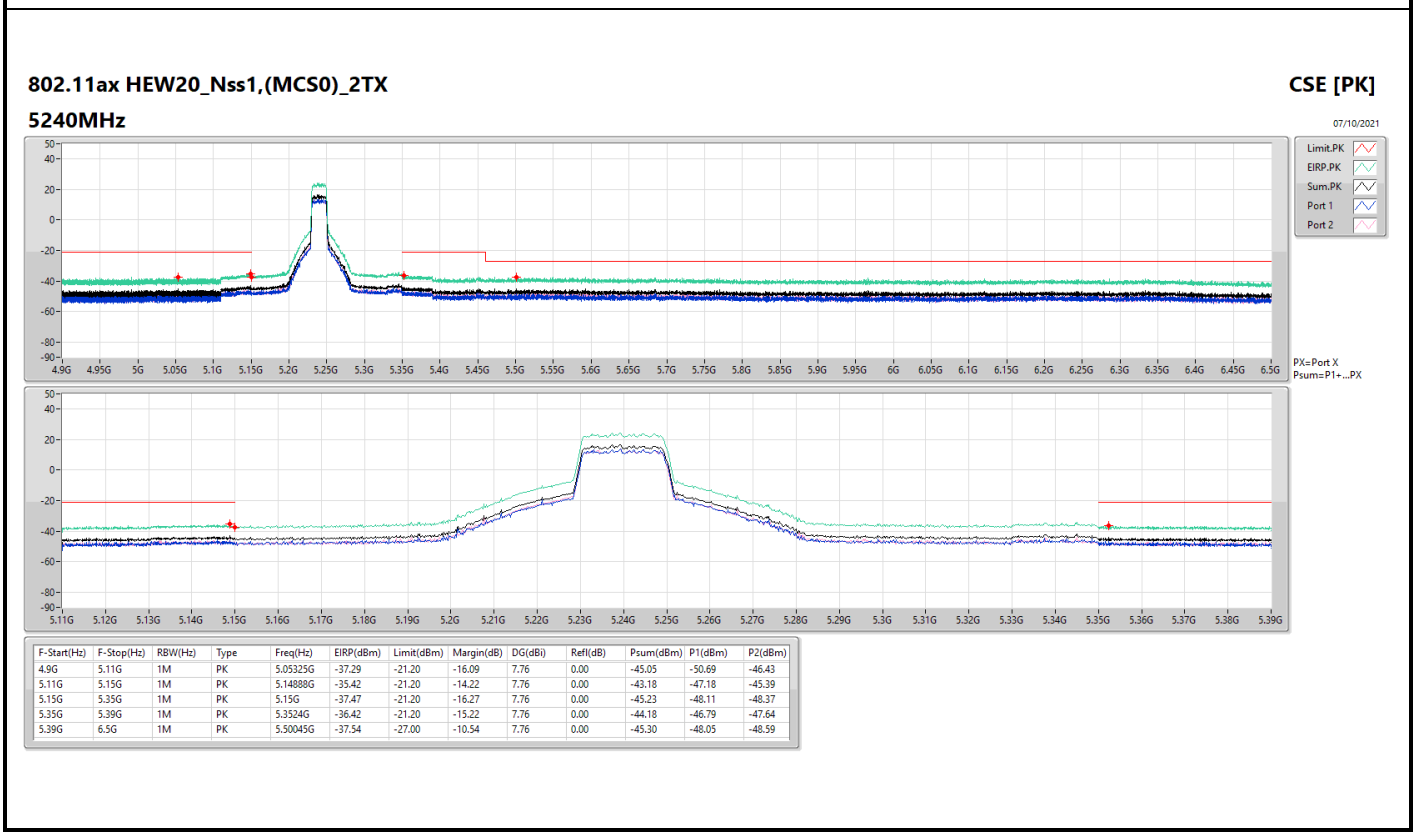
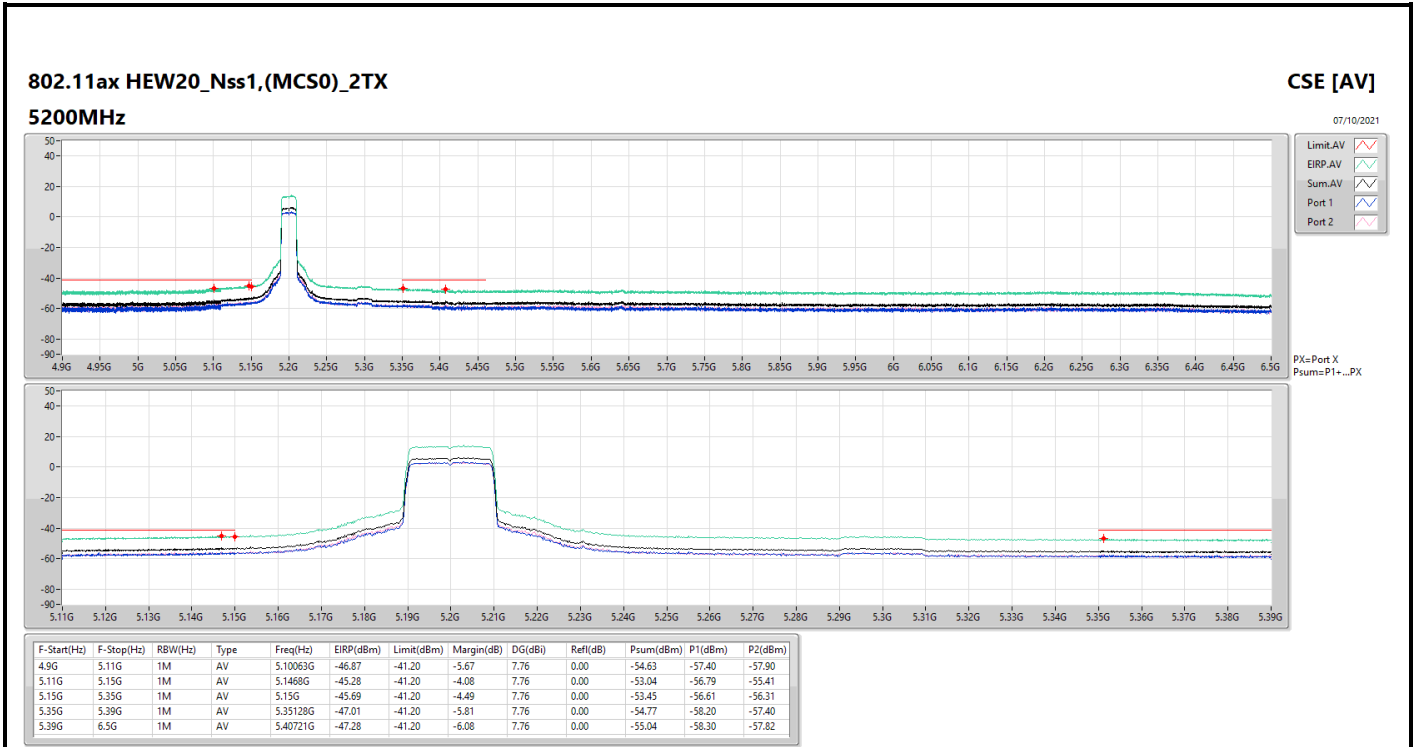


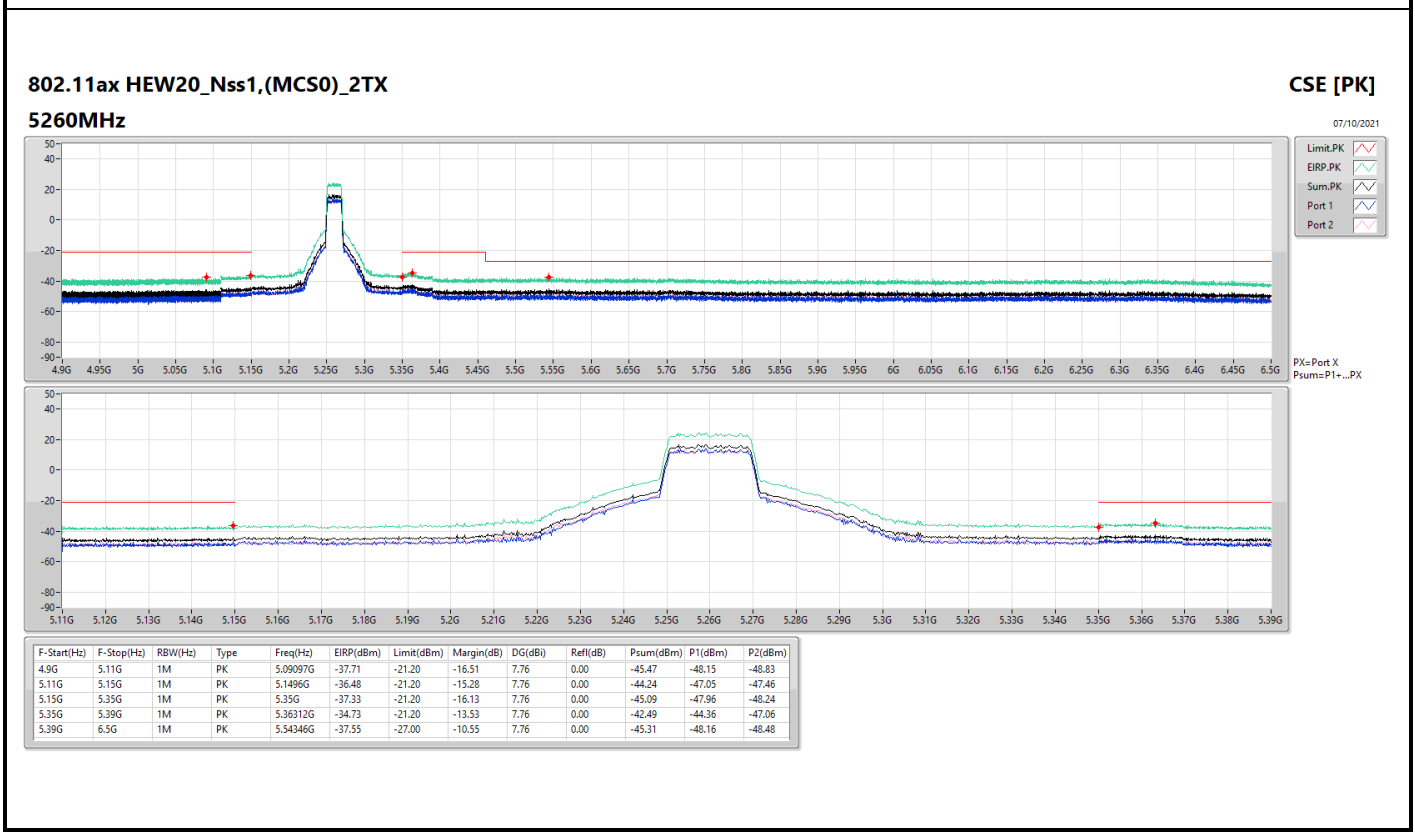
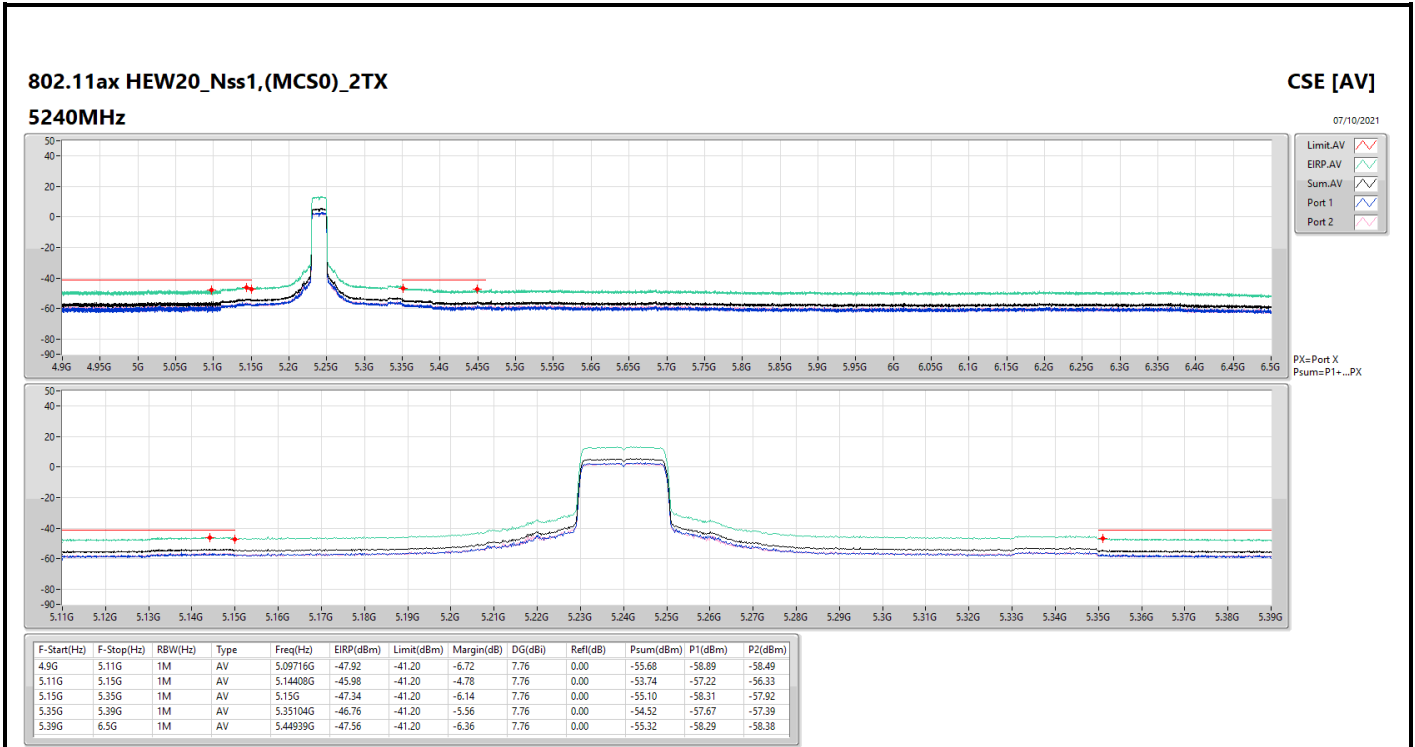


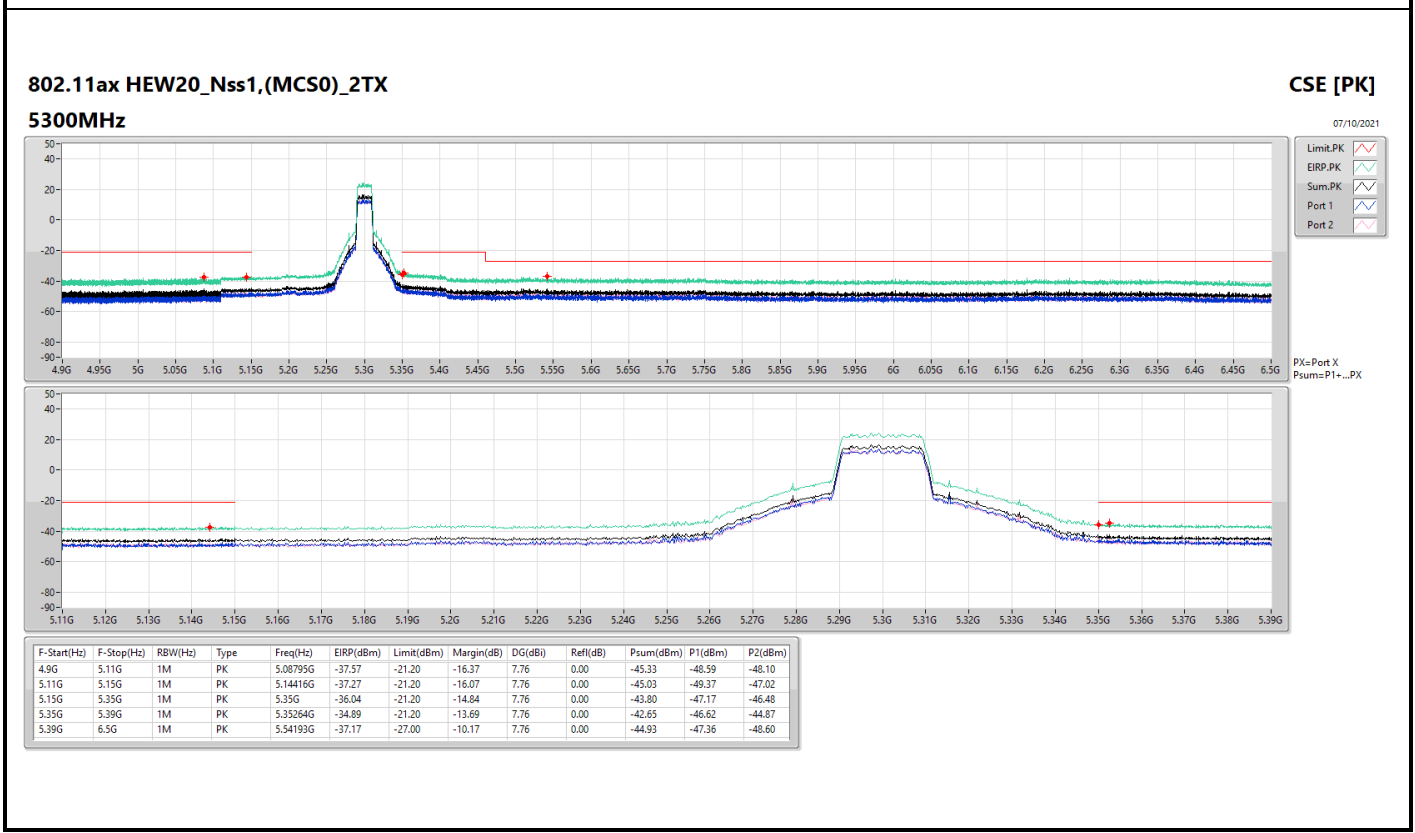
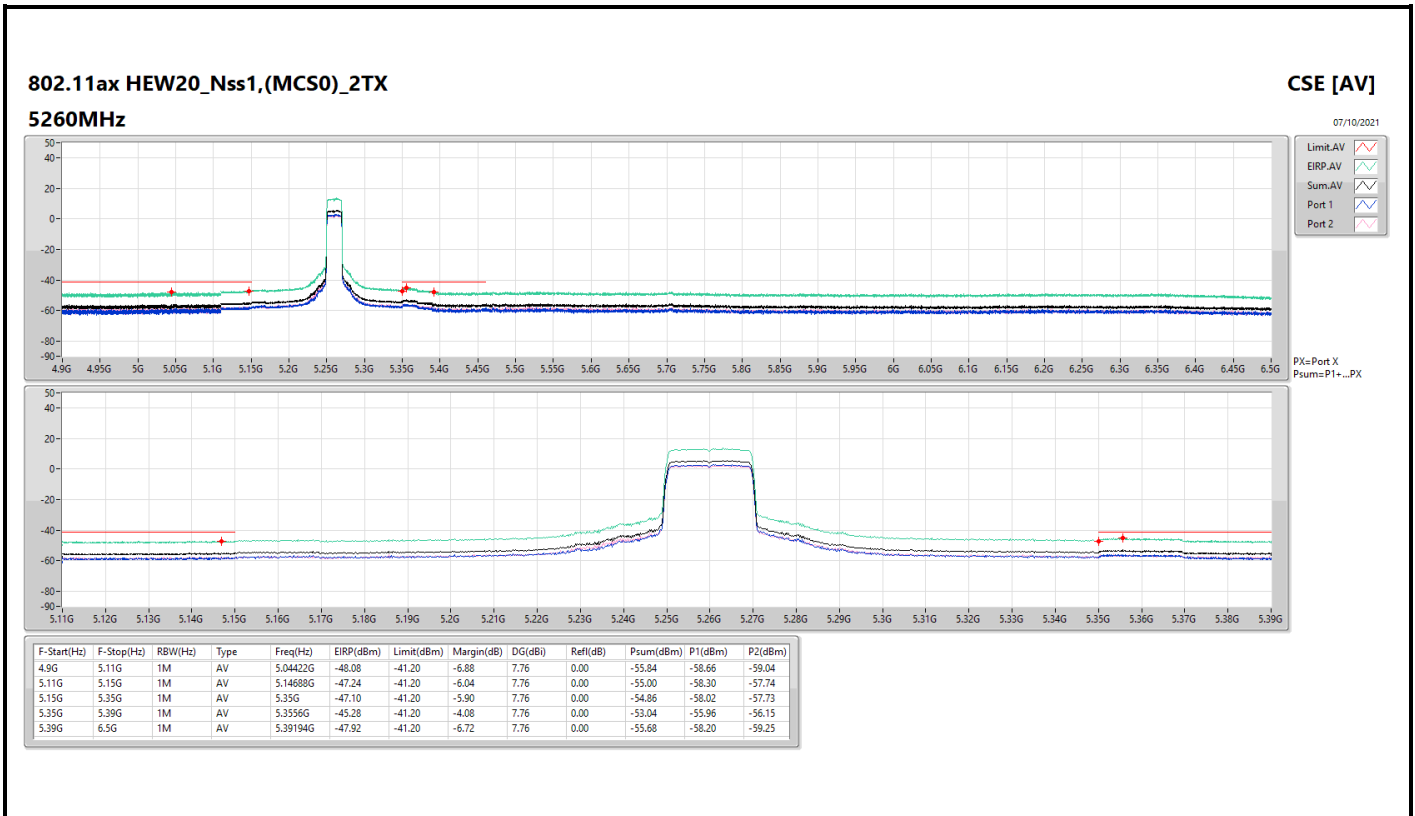


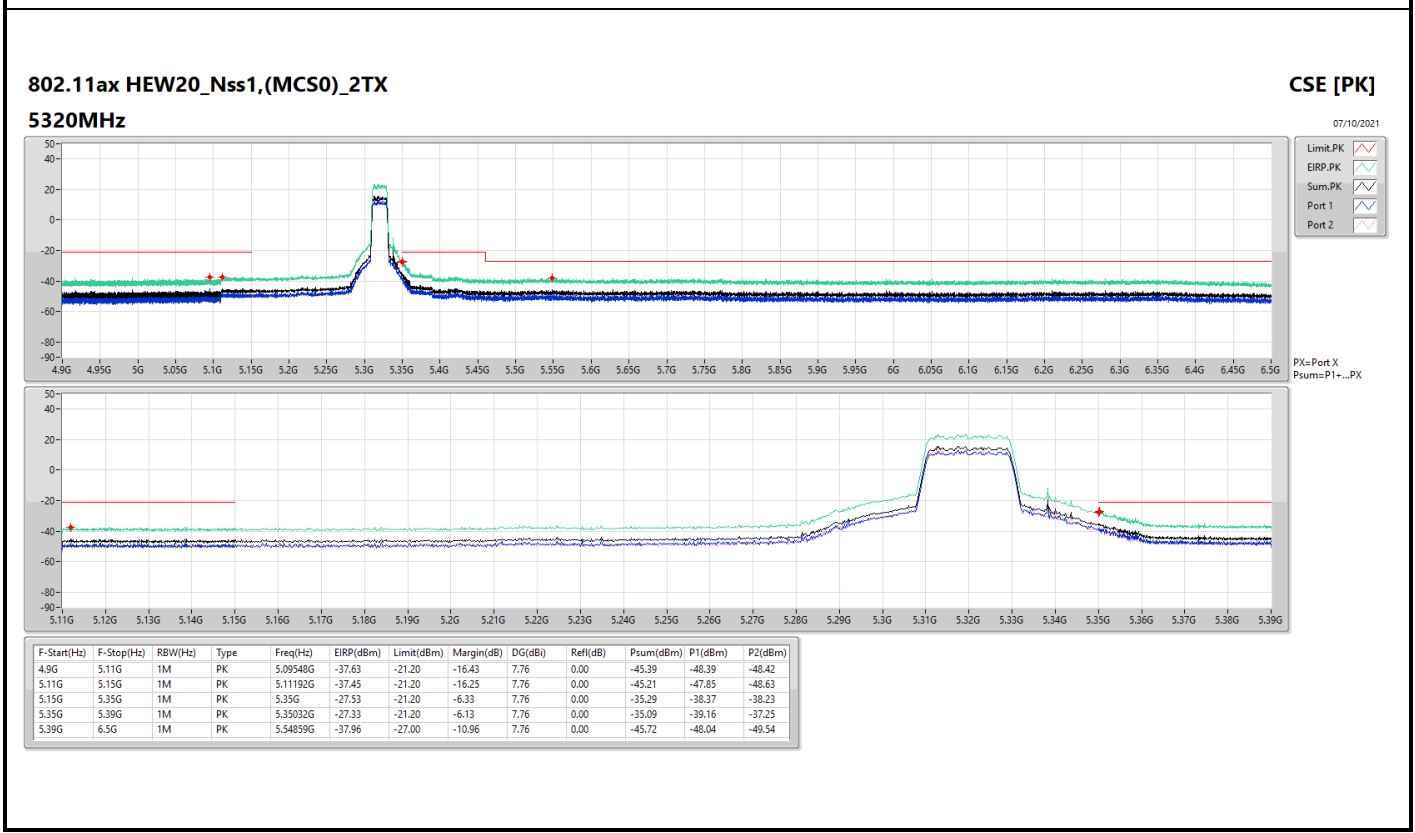
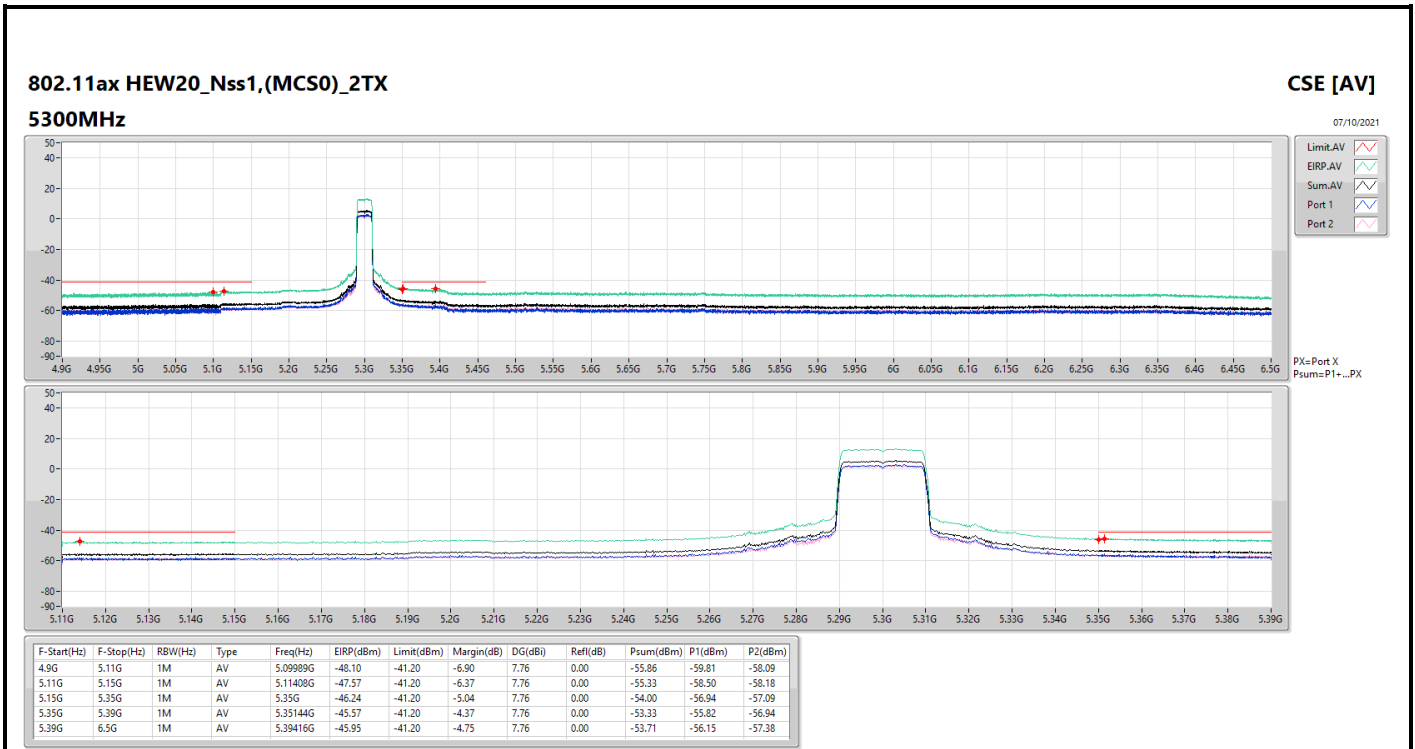


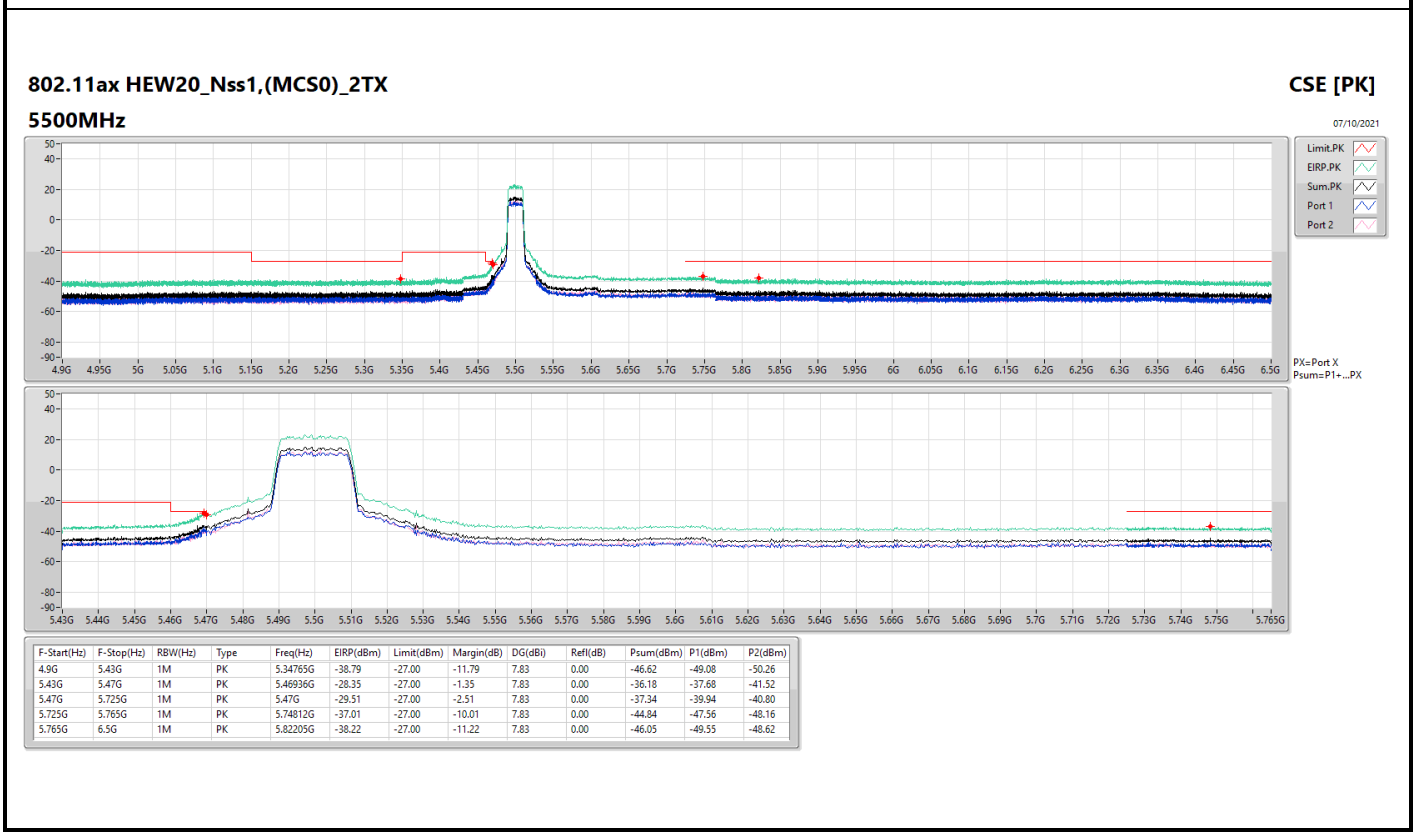
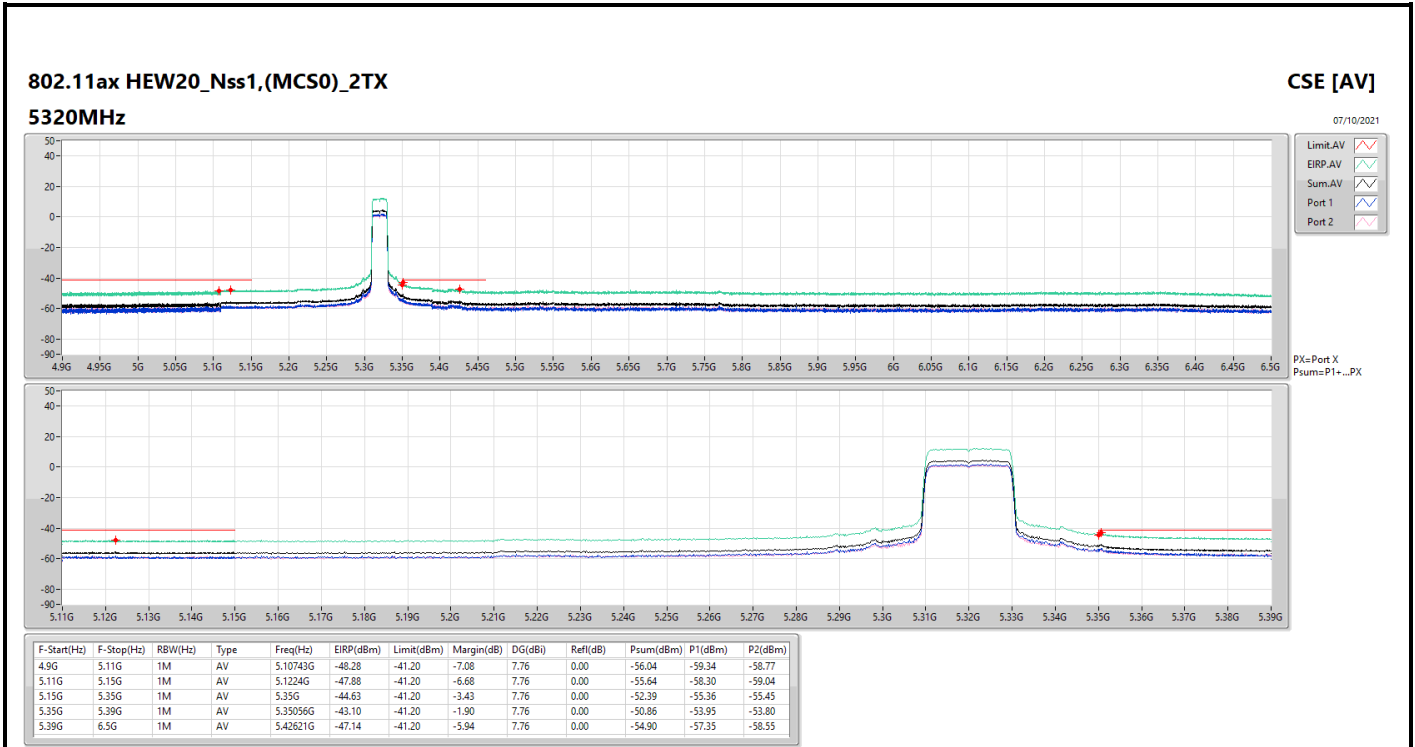


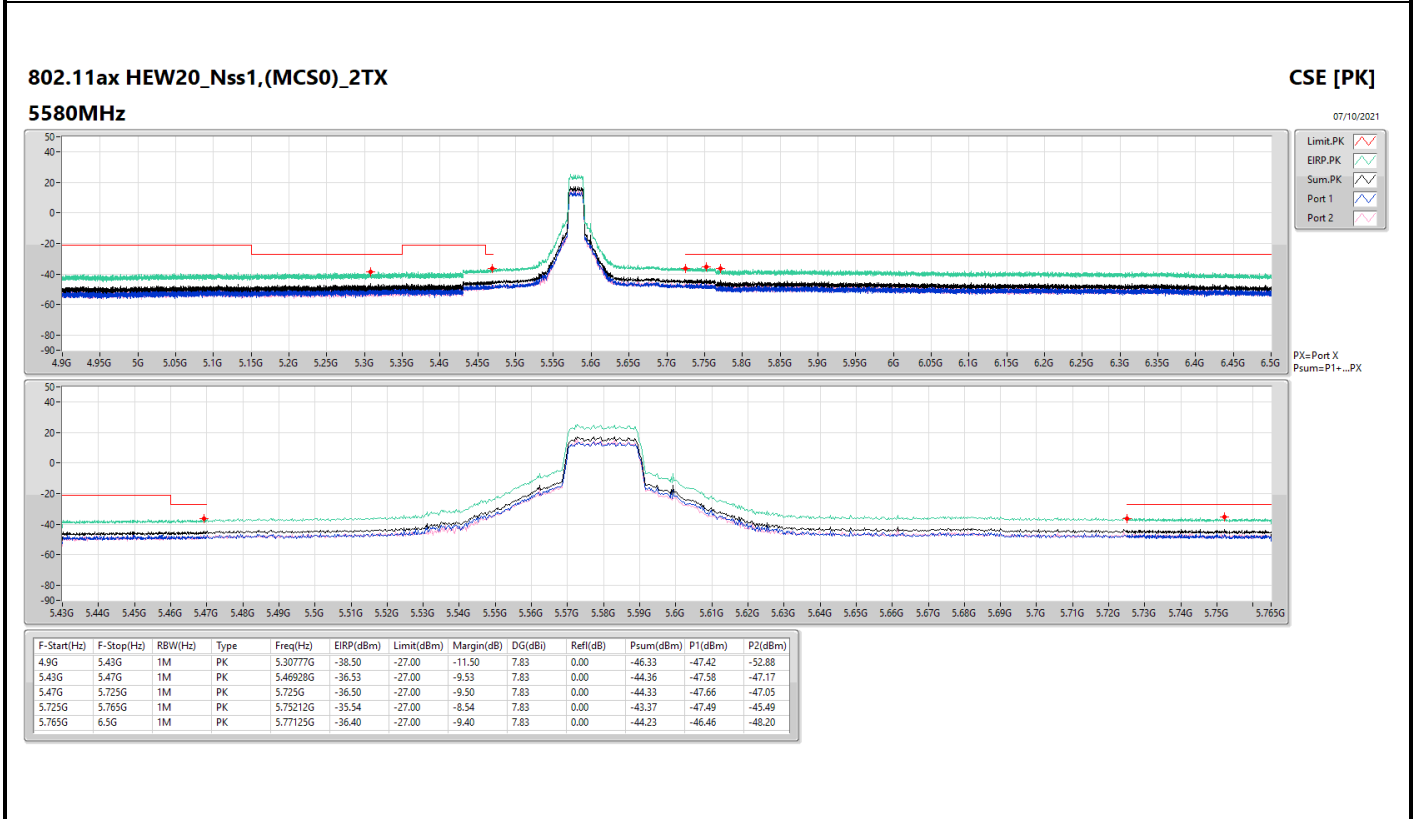
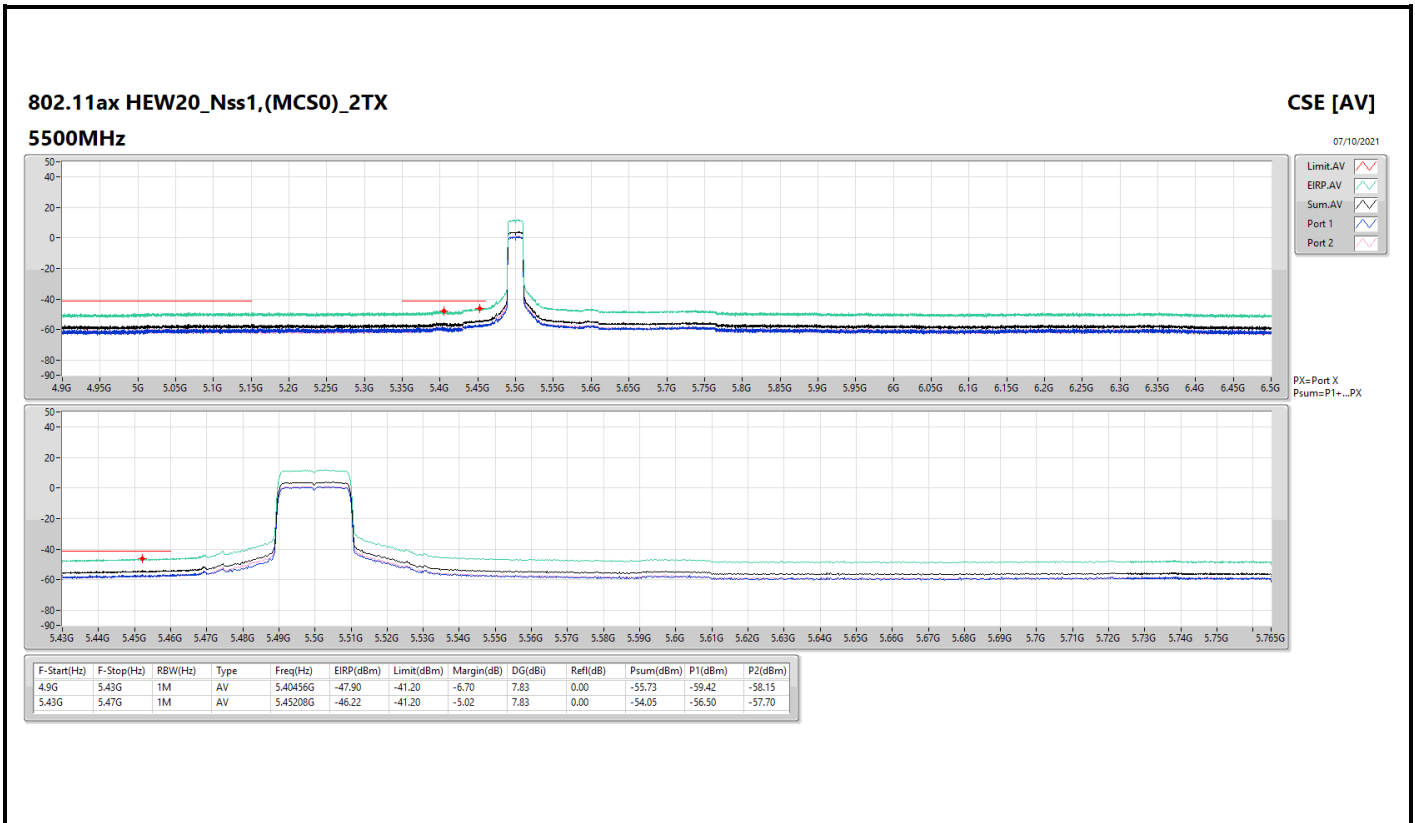


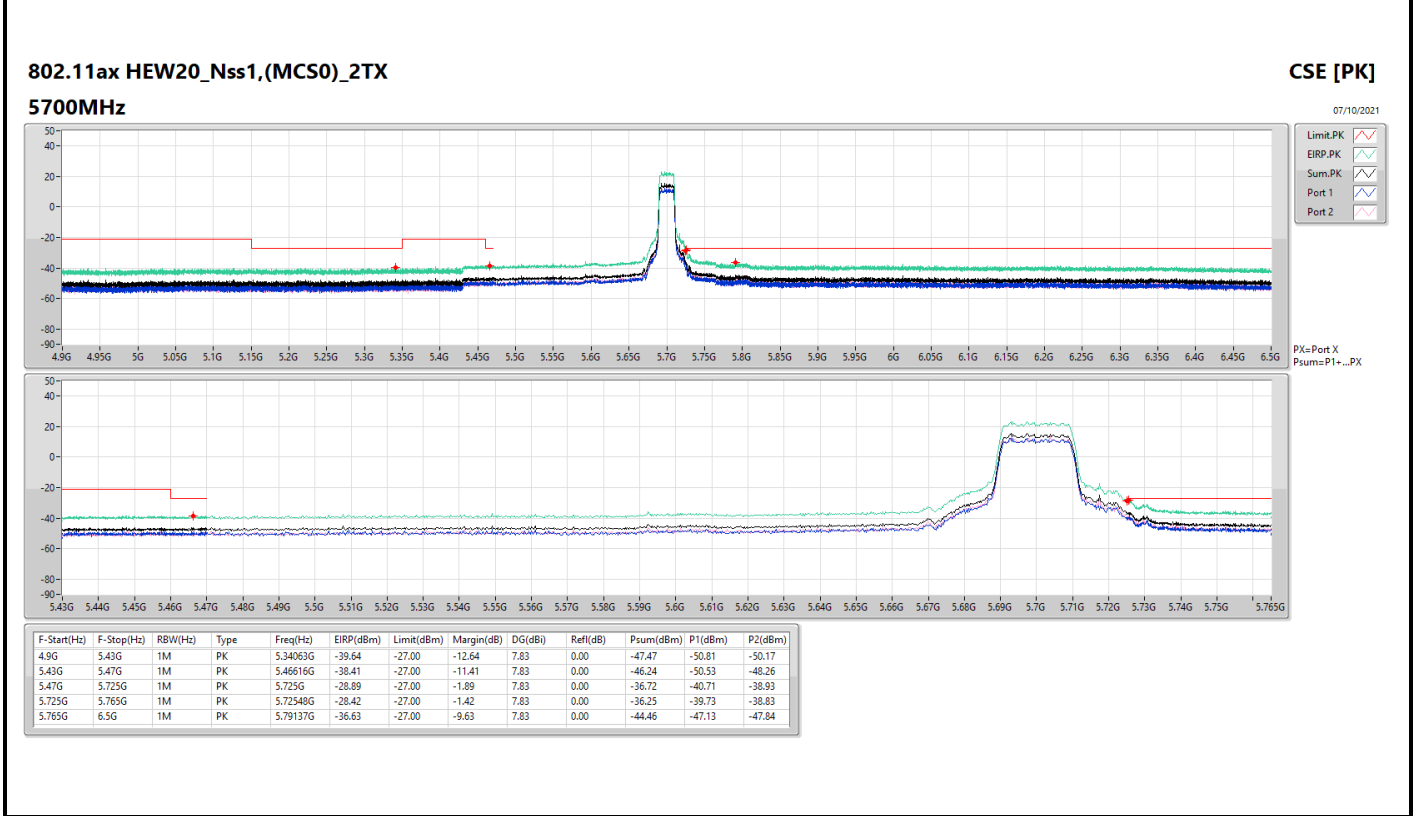
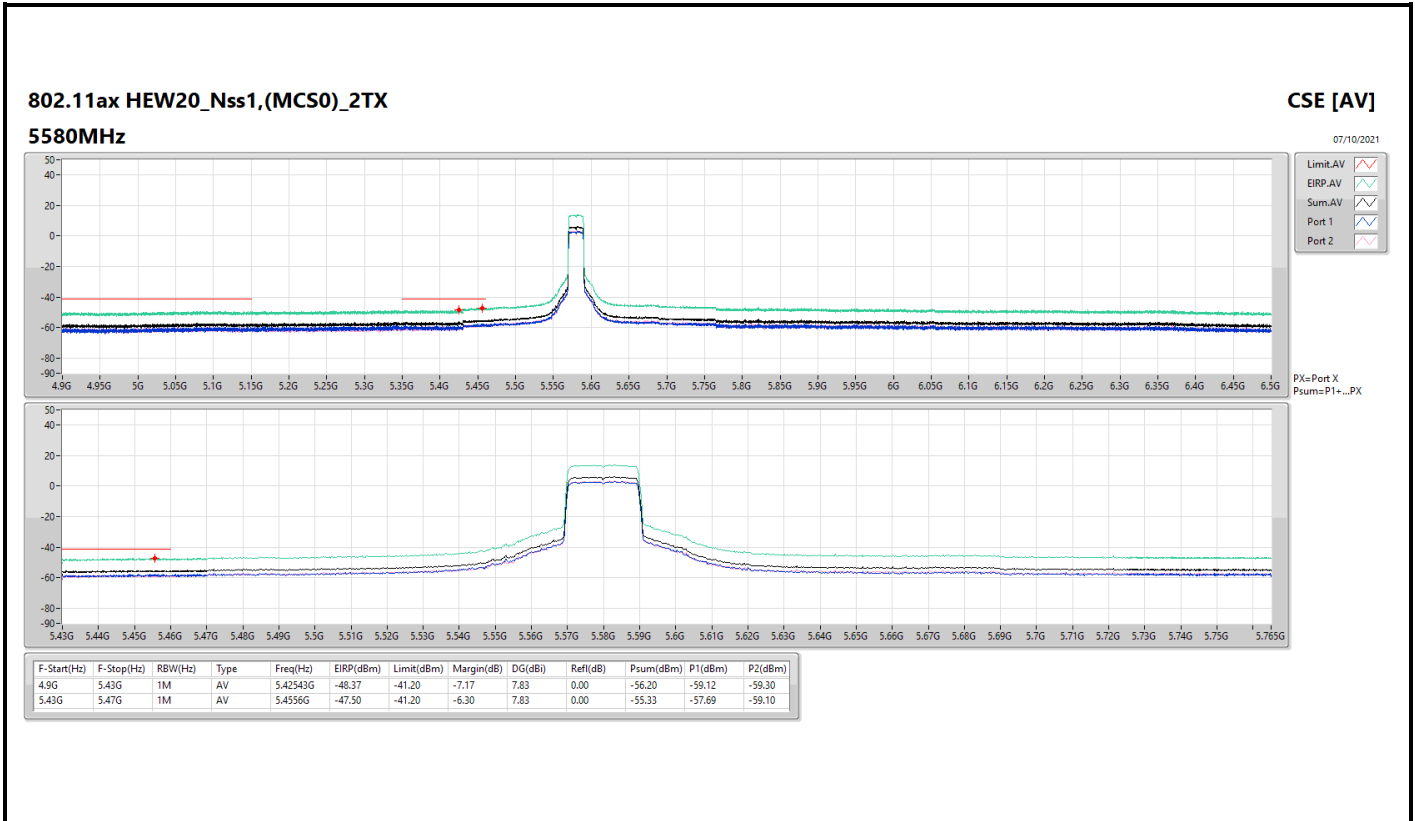


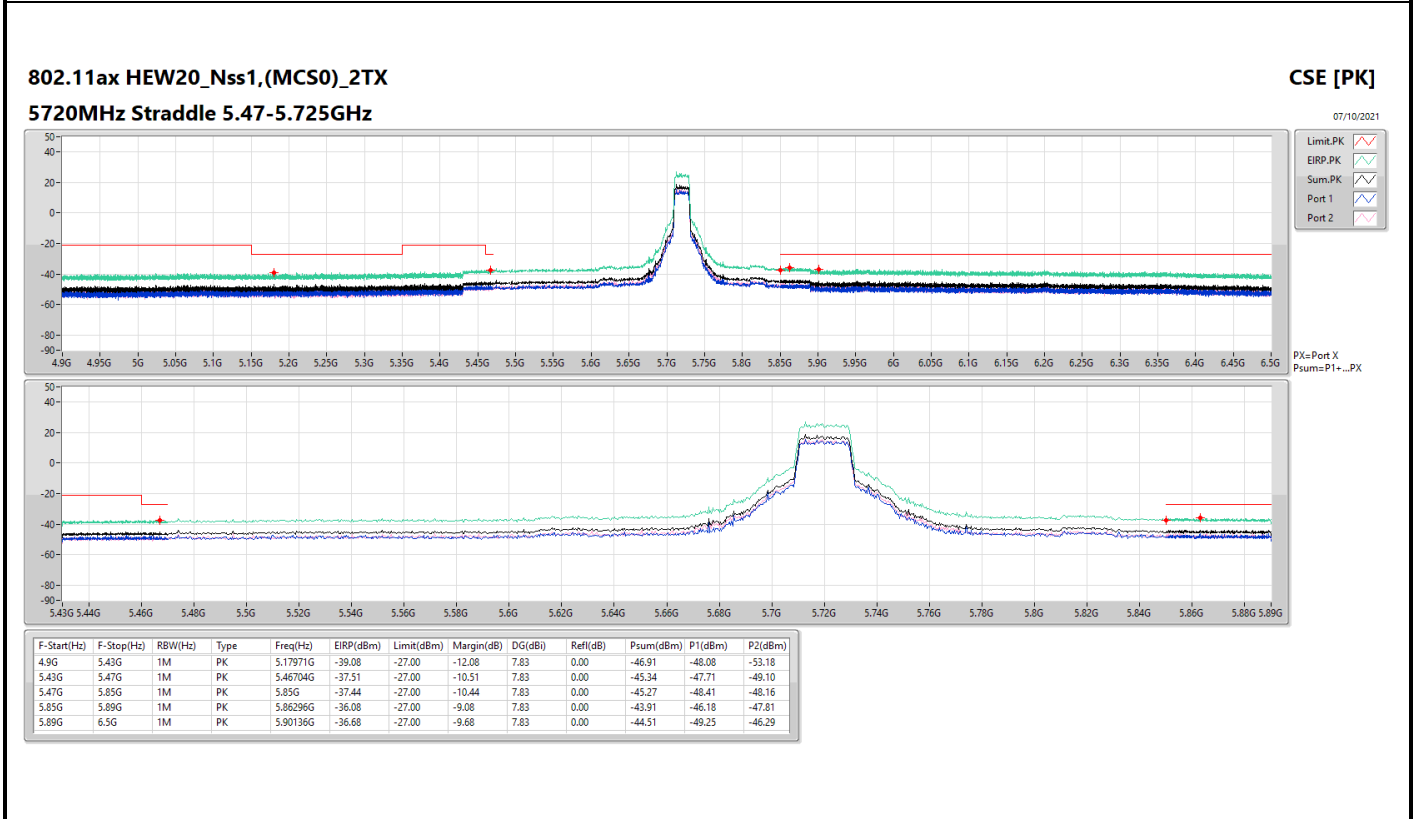
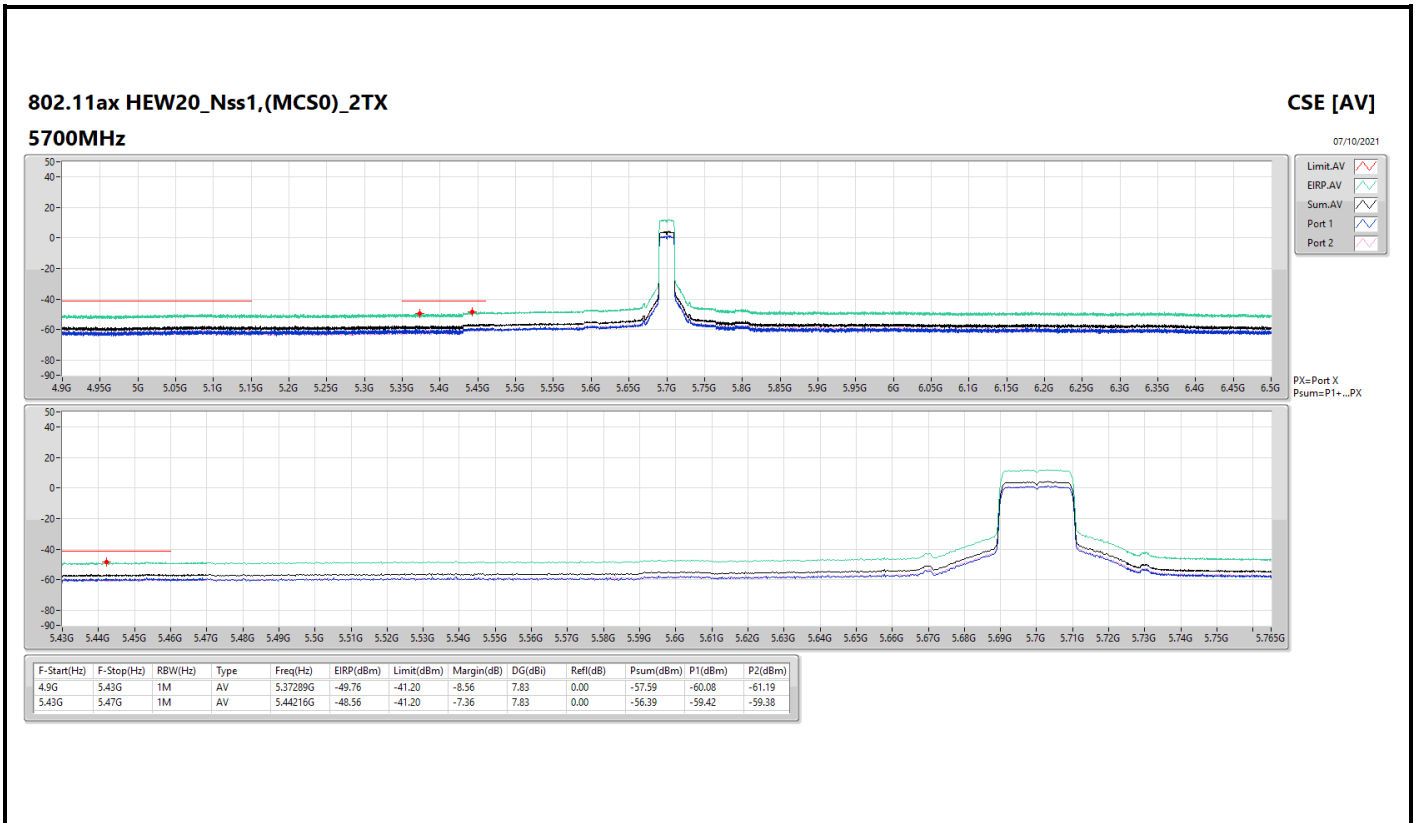


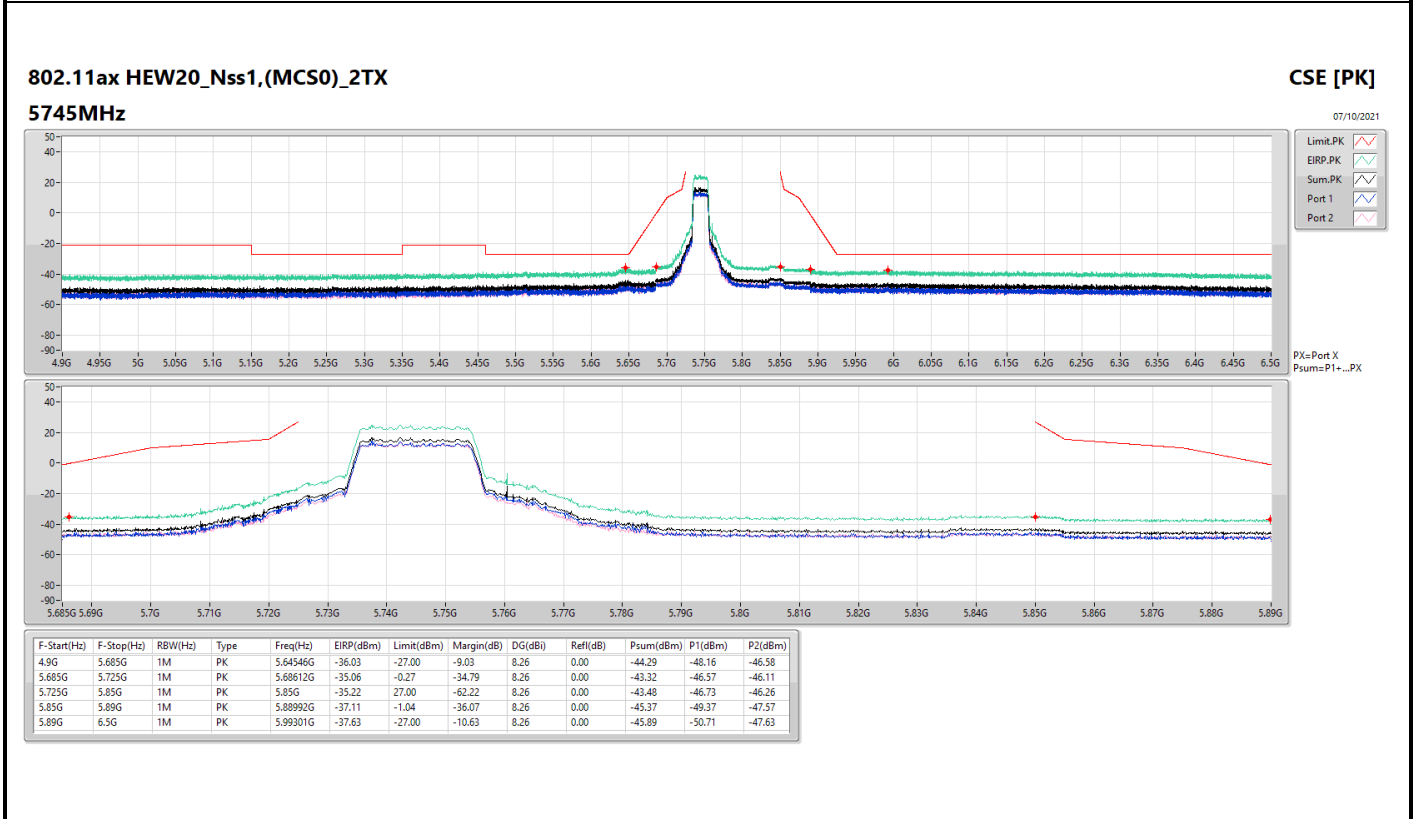
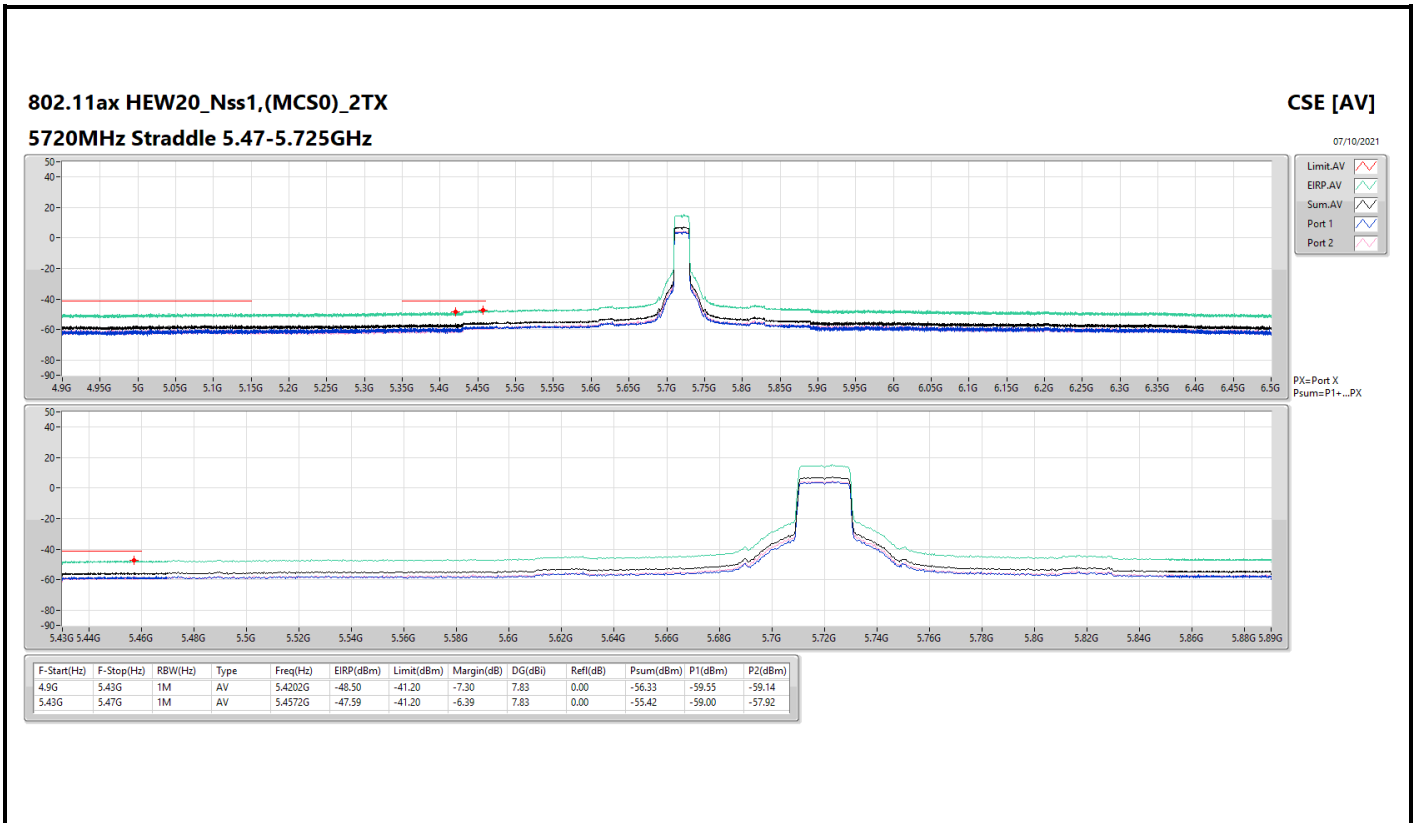


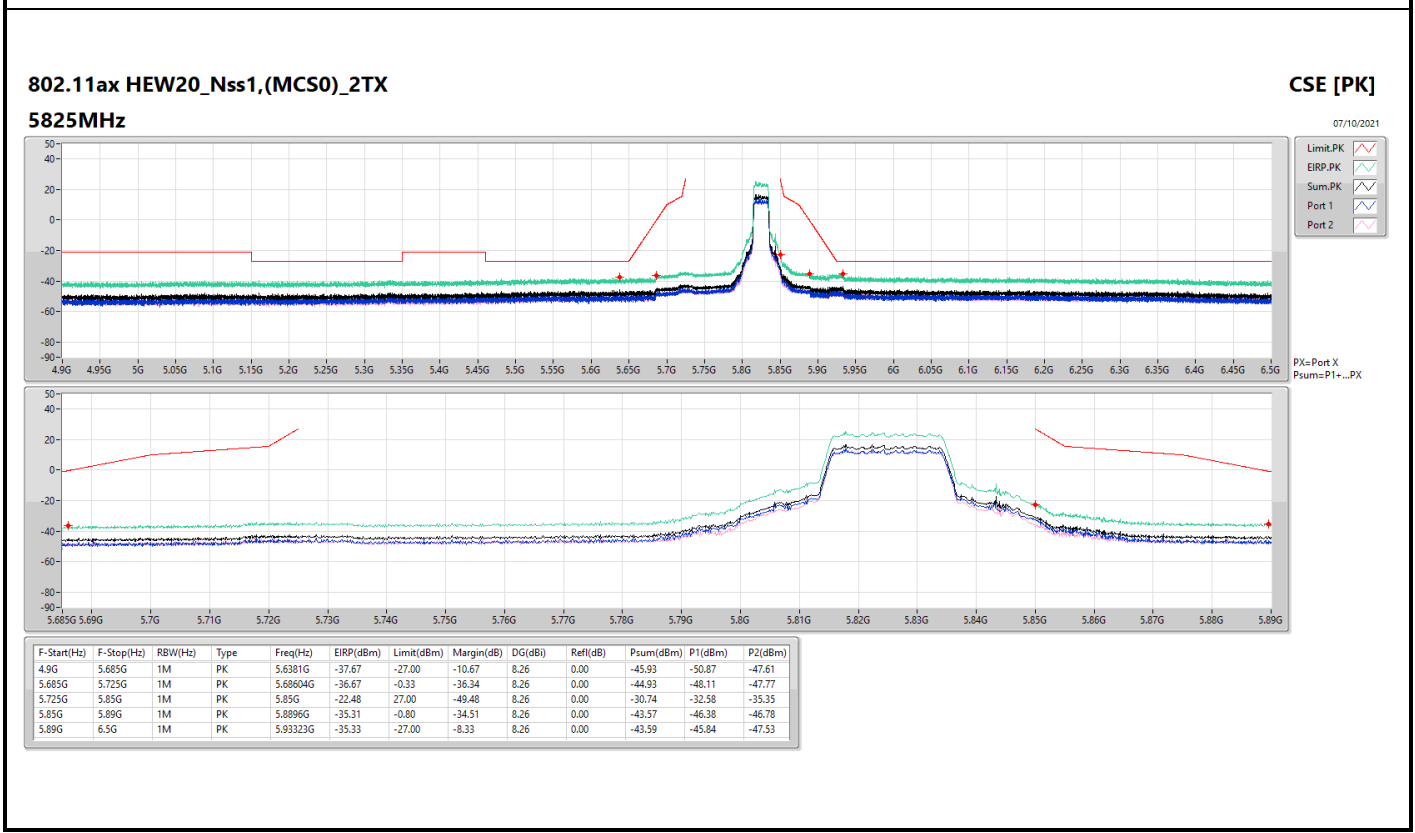
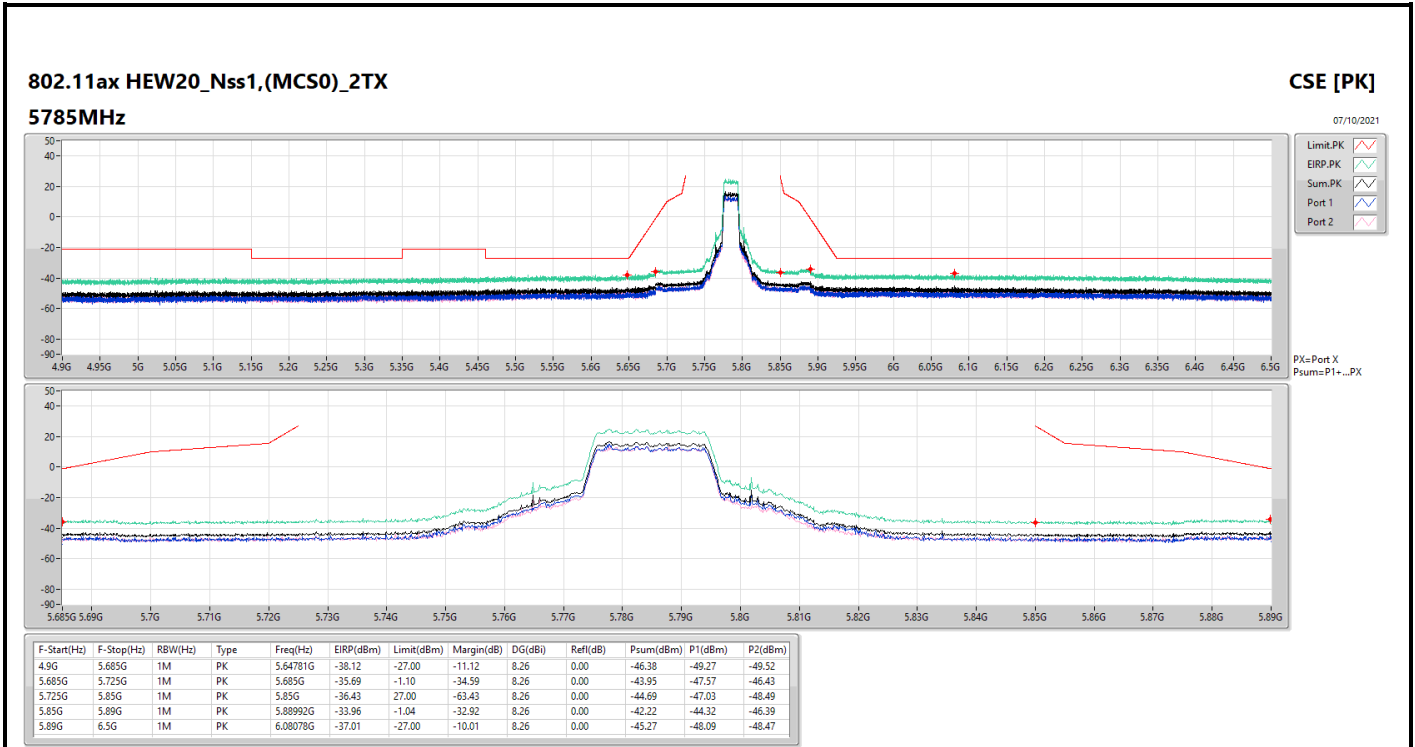


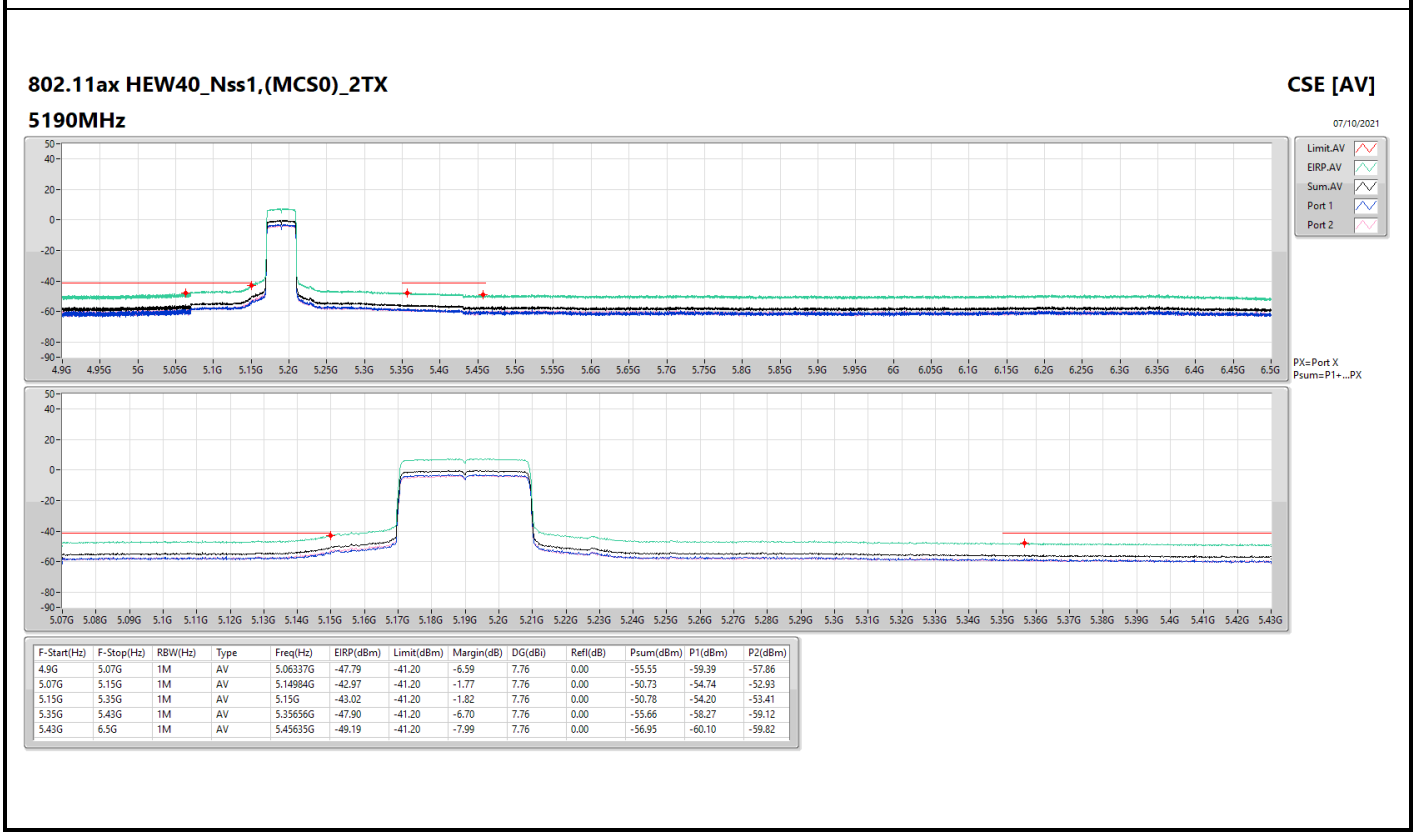
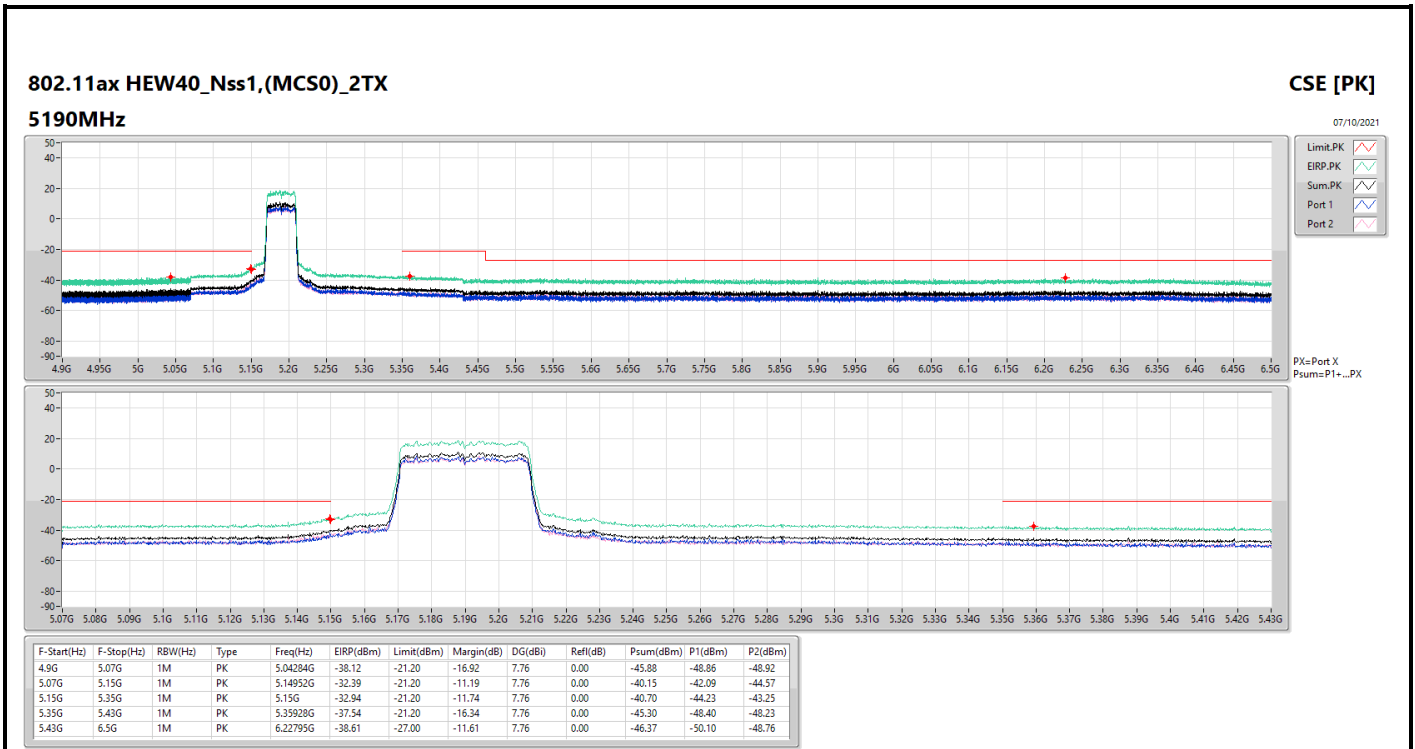


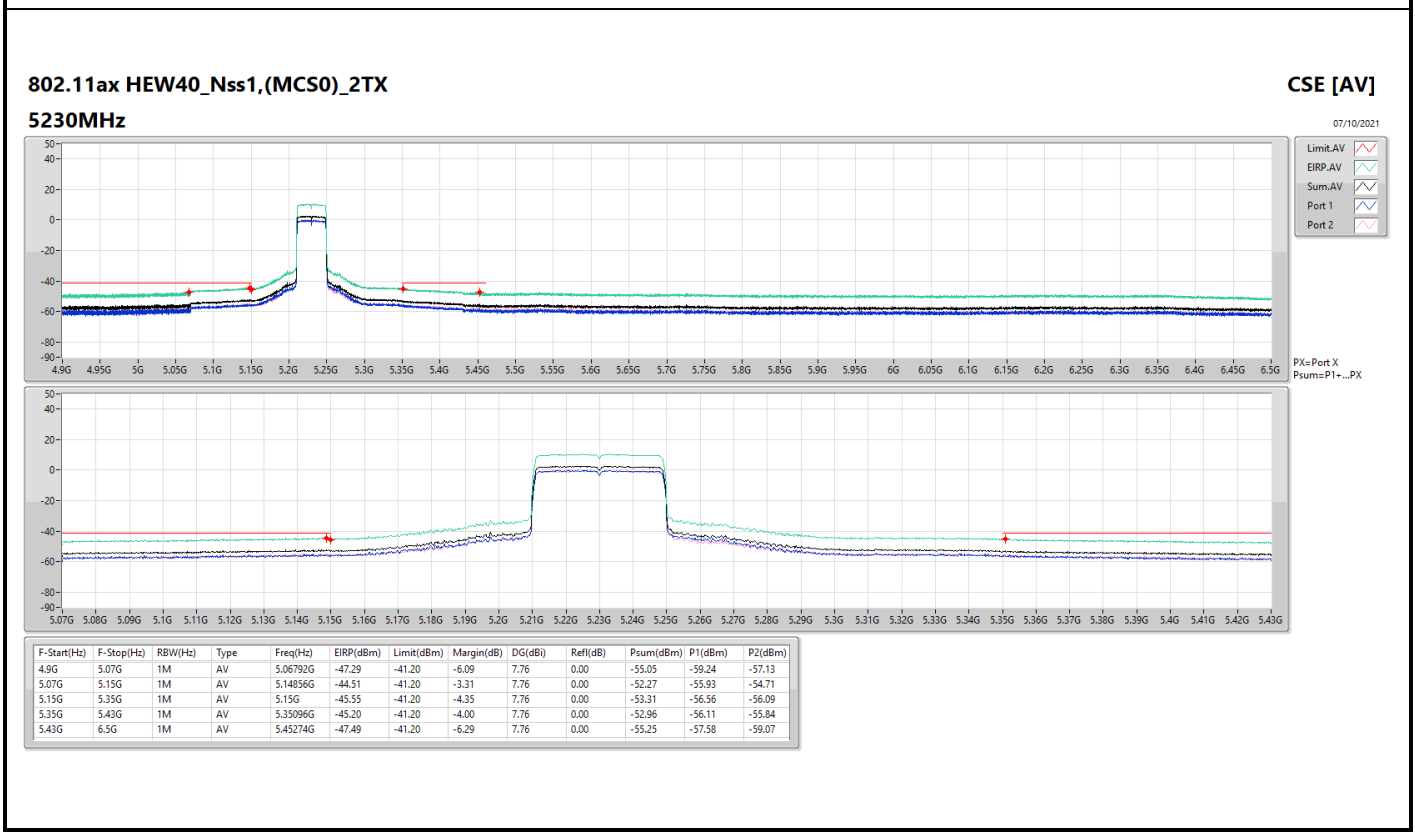
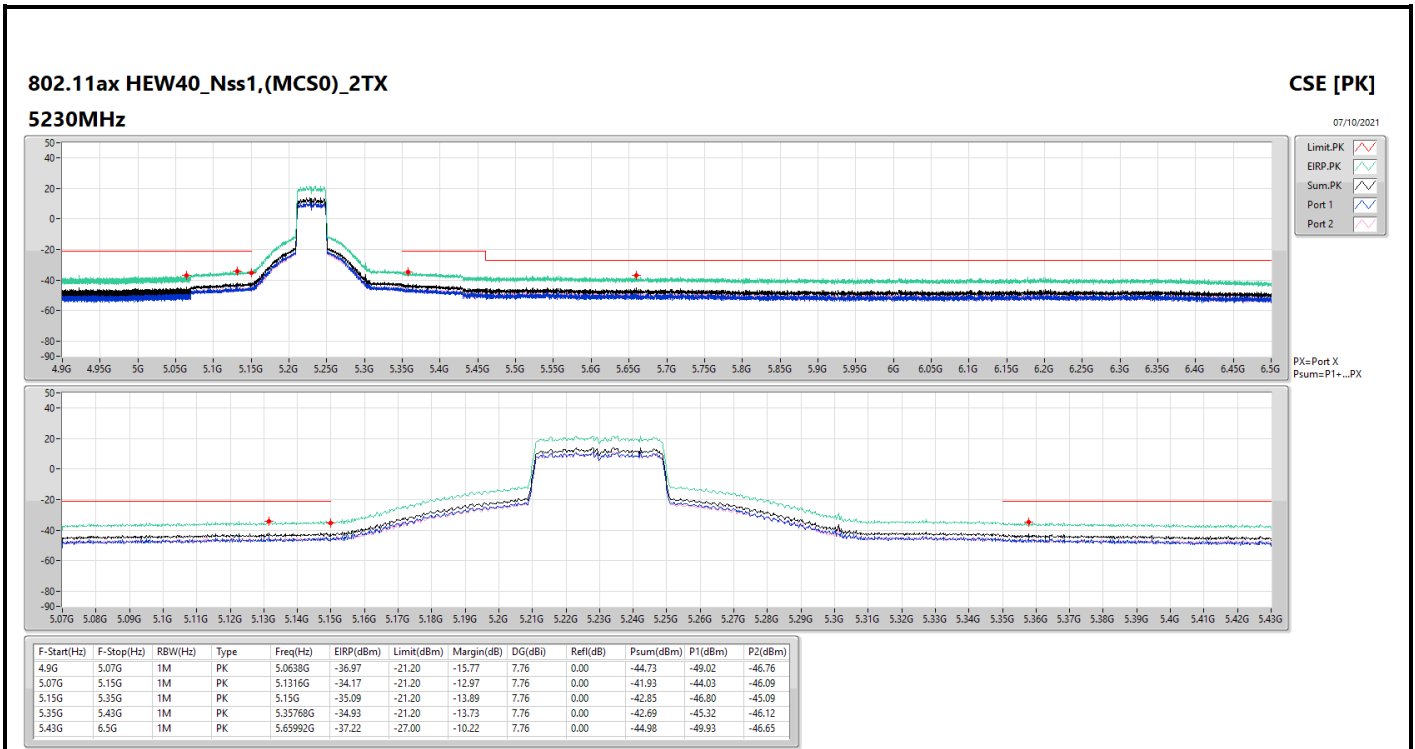


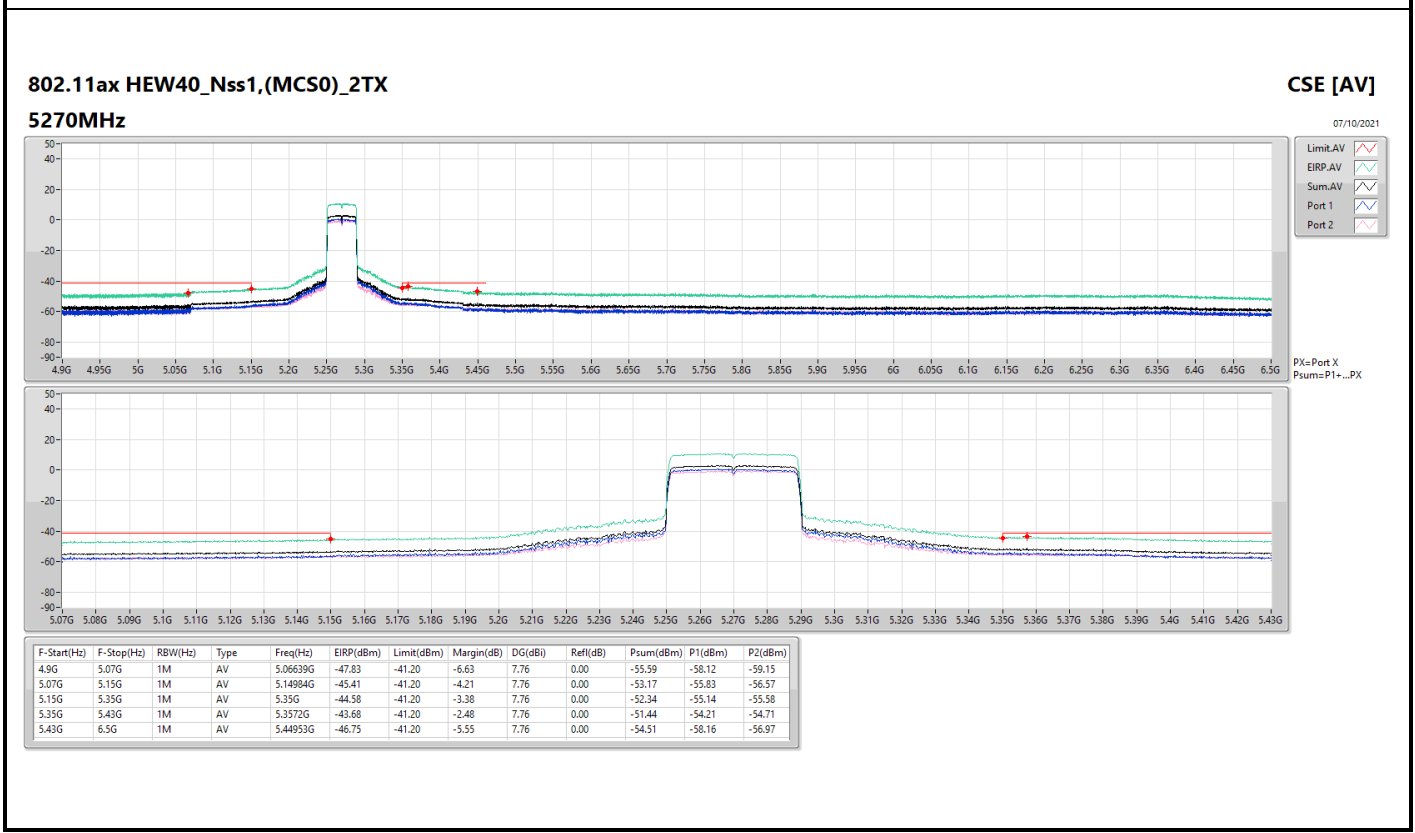
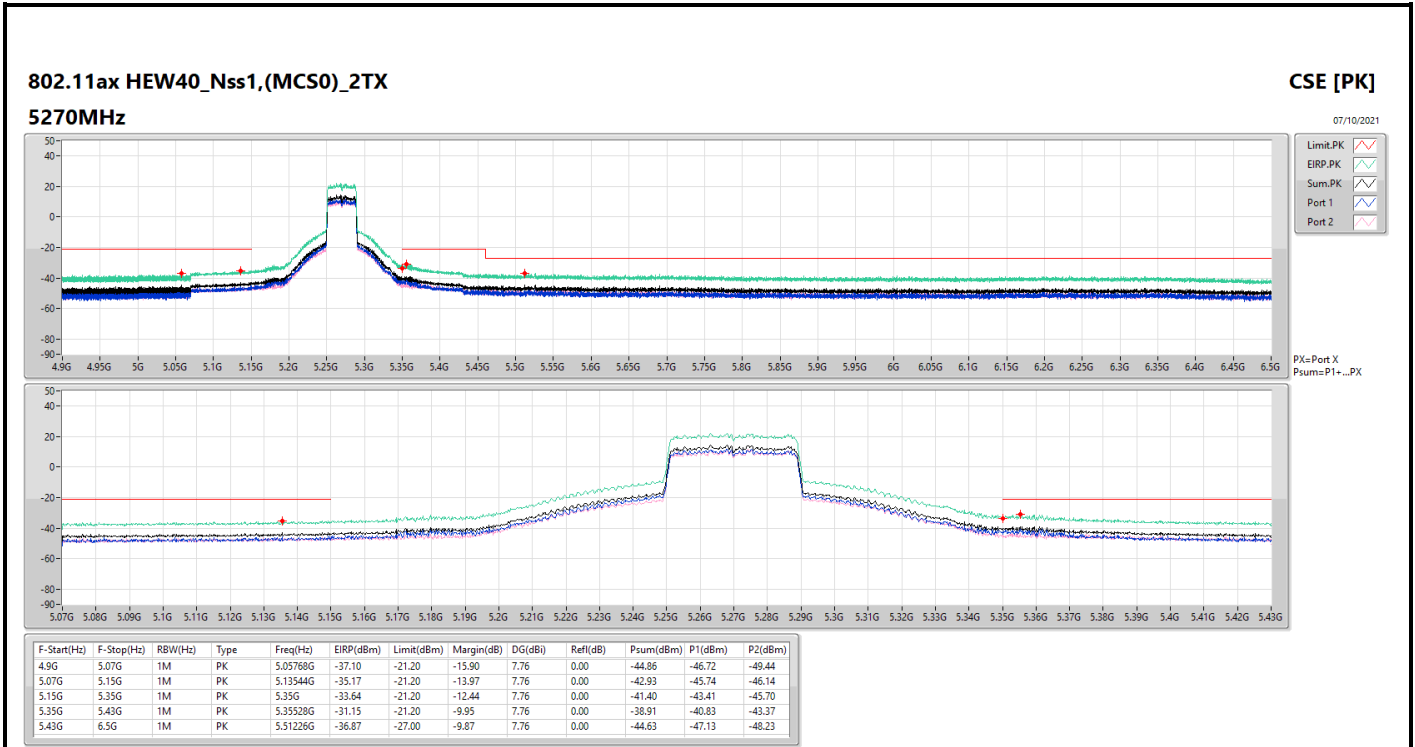


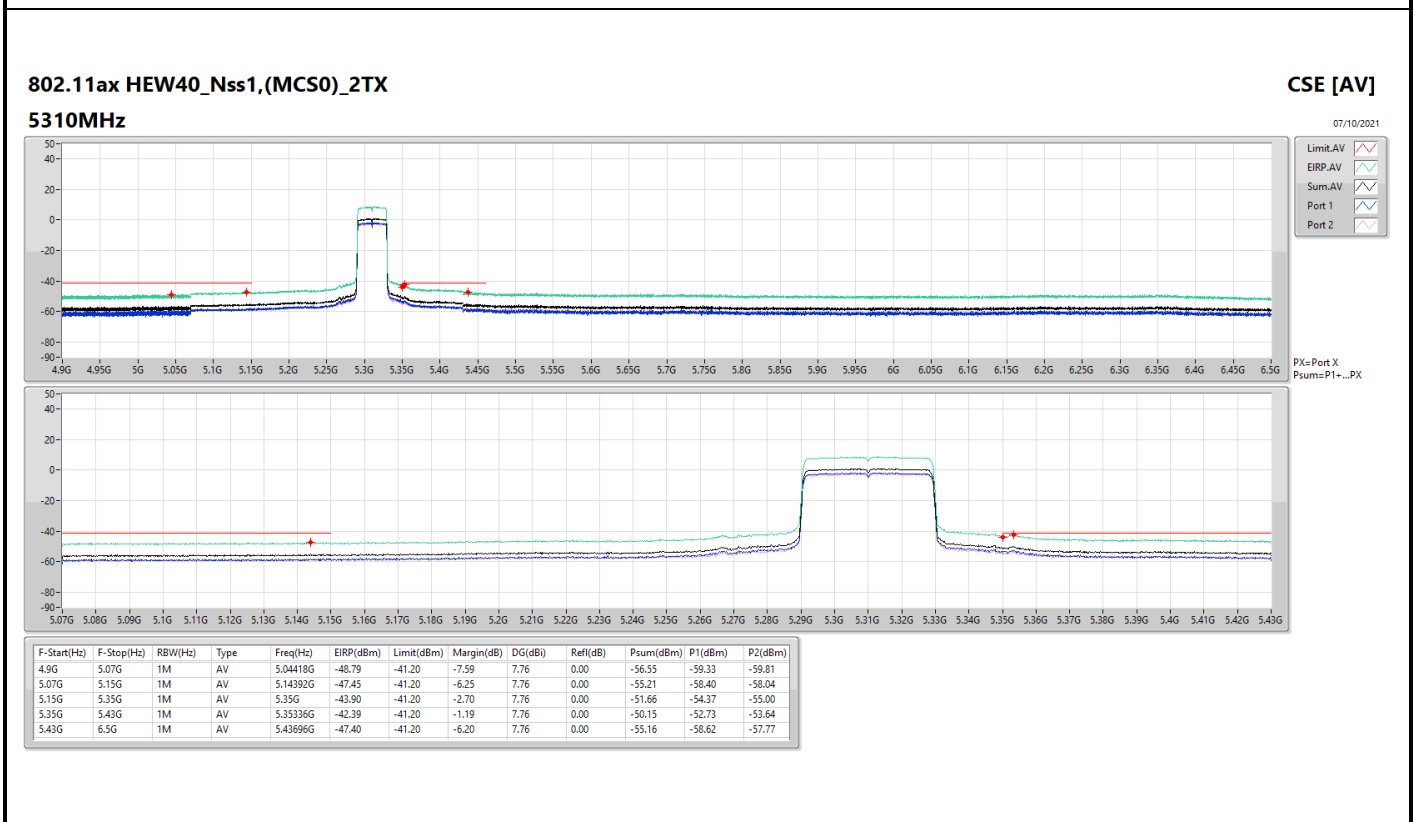
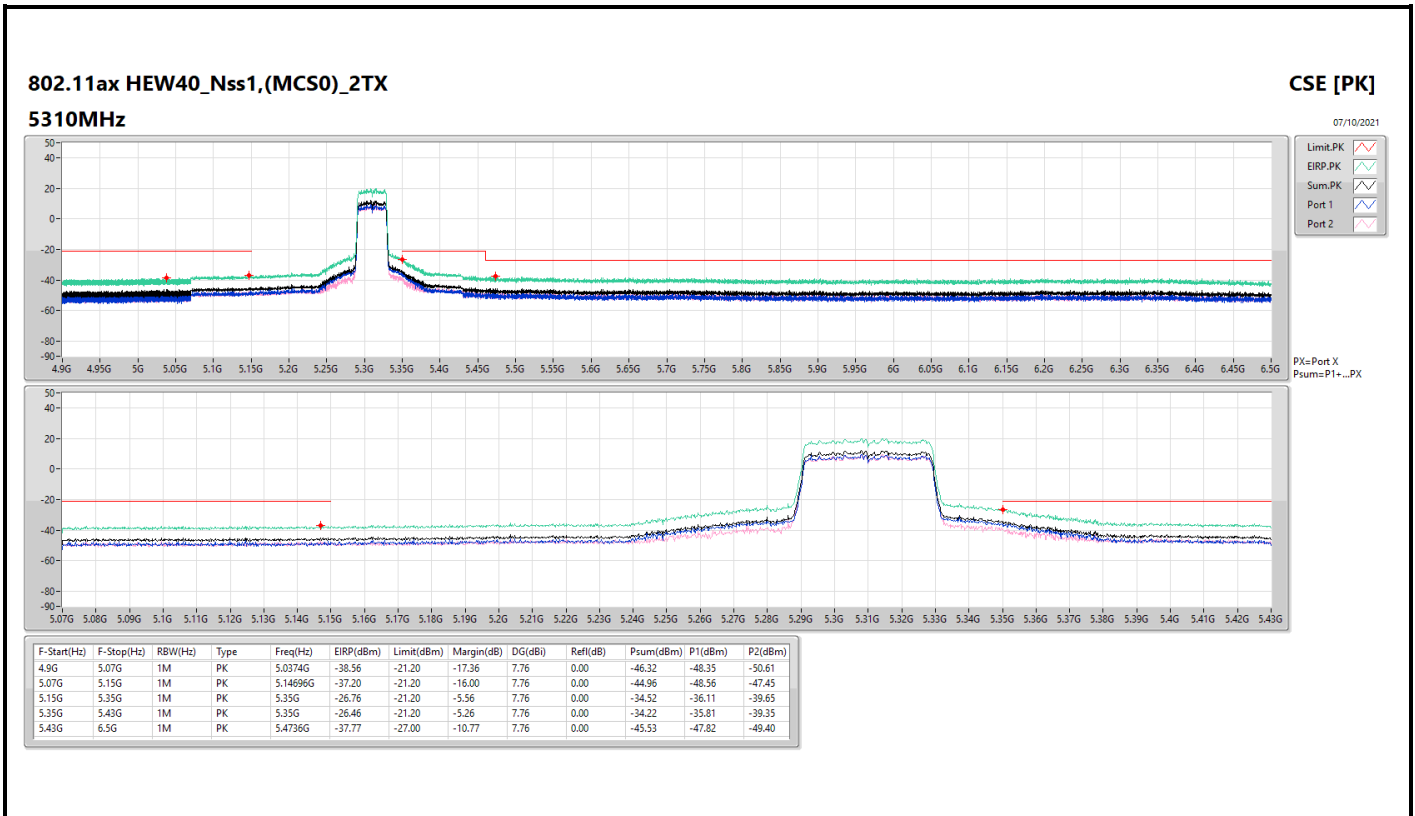


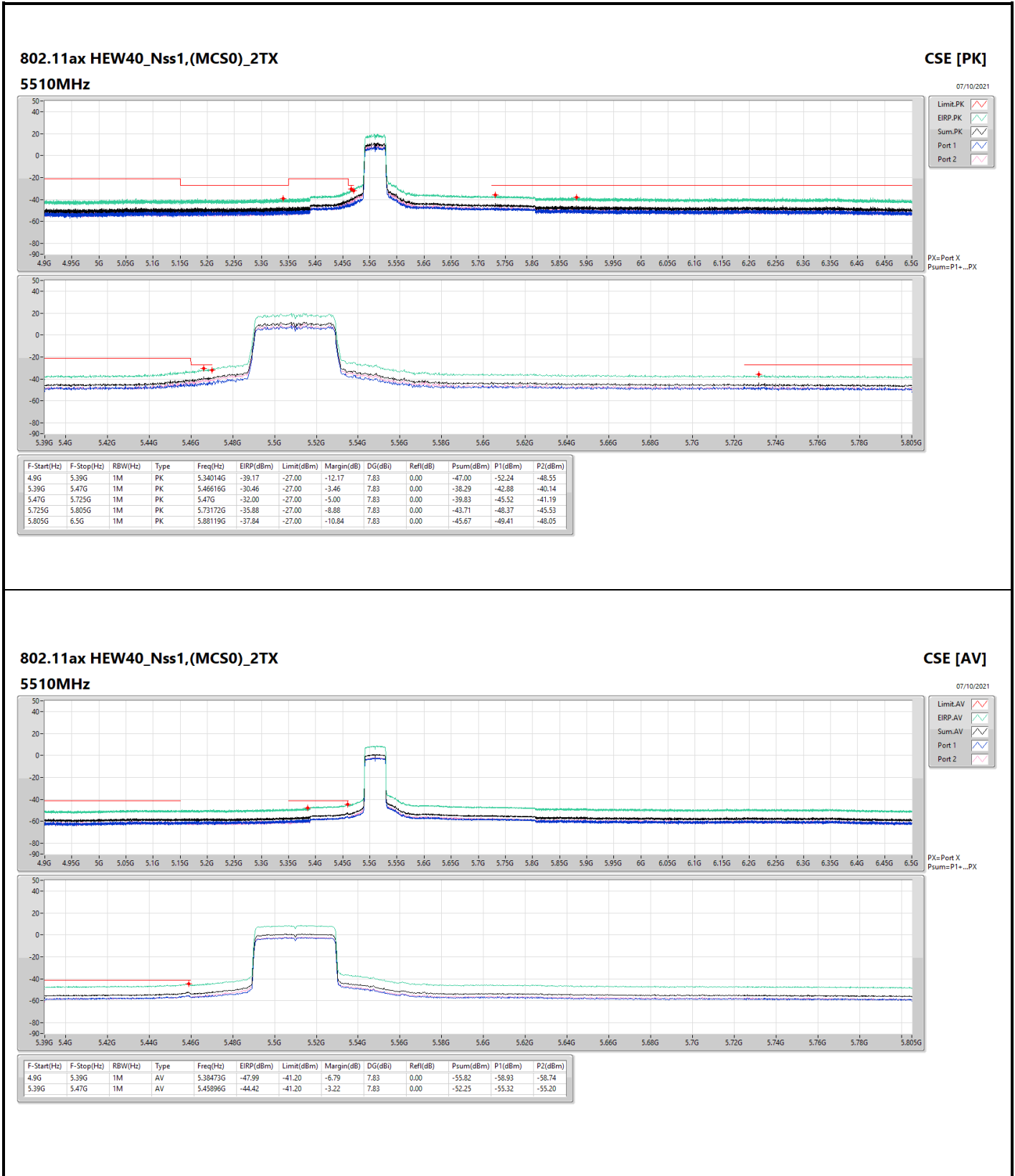












802.11ax HEW40_Nss1,(MCS0)_2TX

5510MHz

CSE [AV]

07/10/2021

