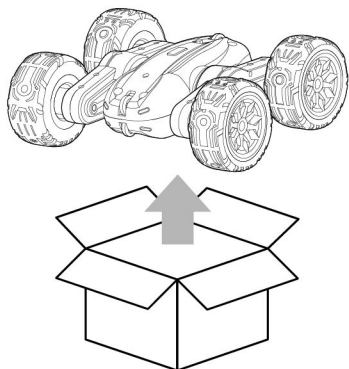


FLIP-N-ROLL RACER

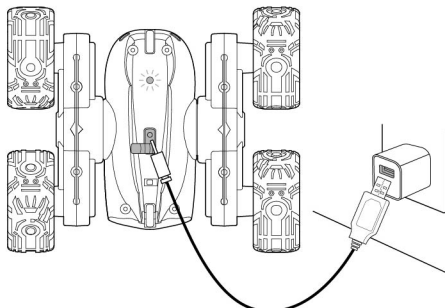
6+

OPERATING INSTRUCTIONS

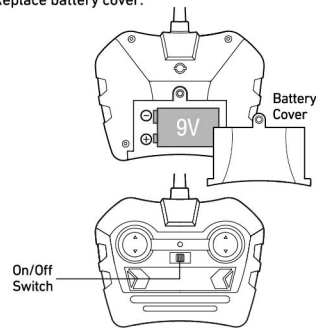
Carefully remove items from package.




Racer contains a 3.7V Li-Ion rechargeable battery. Only use the included charger. Connect the charger to the charging port. Plug the charger into a wall outlet. Charger LED will turn off when charging is complete. Remove charger from outlet when charging is complete.



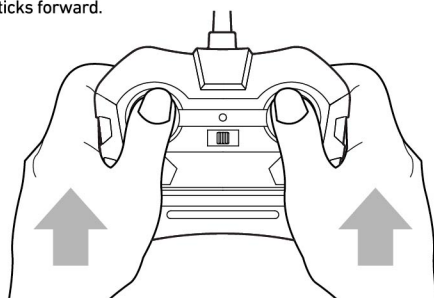
The remote control requires 1x 9V battery (not included). Locate the battery compartment on the back of the remote. Insert the battery according to the diagram inside the battery tray. Replace battery cover.




Forward



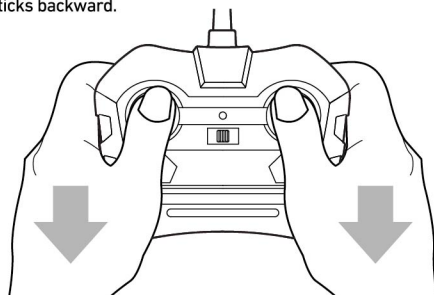
Press both control sticks forward.




Reverse



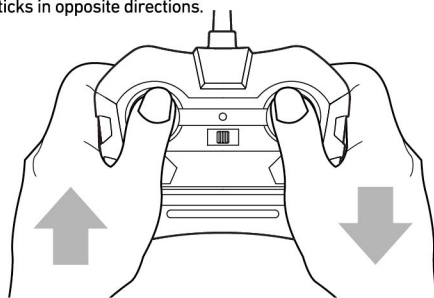
Press both control sticks backward.




Spin



Press and hold the control sticks in opposite directions.



When the Racer hits a vertical surface, such as a wall, the wheels will keep driving forward until the car flips over. To avoid damage to the Racer, use caution when approaching vertical surfaces to ensure that the tires come in contact first. Clean the tires before using the Racer indoors to avoid leaving dirt on floors, walls and other surfaces.



SAFETY PRECAUTIONS

PLEASE READ ALL SAFETY WARNINGS BEFORE USE

- Adult supervision is recommended when operating Racer.
- Do not operate during thunderstorms or rain.
- Avoid water, sand and snow when operating Racer.
- Do not submerge Racer or controller in water.
- Never operate Racer on the street or highway.
- Never operate Racer in a confined or crowded area. Do not use people or animals as obstacles.
- Do not run Racer into furniture objects or hard surfaces as this will cause damage to both the objects and Racer.
- Keep fingers, hair and loose clothing away from the tires, gears and motor while switched ON.
- Do not leave Racer or remote near sources of heat or under direct sunlight for long periods of time.
- Do not leave Racer or remote outside overnight. Dampness is harmful to interior components.
- Do not expose to extreme temperatures or moisture
- Remove all batteries (if removable) when not in use to avoid accidental operation

RECHARGEABLE BATTERY WARNING:

- This racer contains batteries that are non-replaceable.
- There is a risk of fire and personal injury if battery is punctured, damaged, or misused.
- Do not dismantle, crush, incinerate or short-circuit battery.
- Never expose battery to extreme temperatures or moisture.
- Keep away from flammable materials and direct sunlight.
- Only charge using the provided charger, cable, and/or adapters.
- Rechargeable battery is only to be charged by an adult.
- Adult Supervision of the battery while it is charging is required.
- Allow battery to cool to room temperature before charging.
- Charge on a non-flammable surface and keep away from flammable products
- Discontinue charging if battery becomes hot, swells, smokes, or gives off a strong odor.
- Battery chargers used with the product are to be regularly examined for damage to the cord, plug, enclosure, and other parts, and in the event of such damage, they must not be used until the damage has been repaired.
- Recycle or dispose of battery according to federal, state, and local laws.
- Keep these instructions for future reference.

BATTERY WARNING:

- Do not mix old and new batteries.
 - Do not mix alkaline, standard (carbon-zinc), or rechargeable batteries.
 - Alkaline batteries are recommended. Use only the specified voltage.
 - Insert batteries using the correct polarity. Always use, replace, and recharge (if applicable) batteries under adult supervision.
 - Do not charge with non-rechargeable batteries.
 - Do not short-circuit the battery supply terminals.
 - Do not dispose of batteries in a fire, batteries may explode or leak.
 - Remove batteries (if removable) before storing.
 - Recycle or dispose of batteries according to federal, state, and local laws.
 - Keep these instructions for future reference.
- Warning: Changes or modifications to this unit not expressly approved by the party responsible for compliance could void the user's authority to operate the equipment.

NOTE: This equipment has been tested and found to comply with the limits for a Class B digital device, pursuant to Part 15 of the FCC Rules. These limits are designed to provide reasonable protection against harmful interference in a residential installation. This equipment generates, uses and can radiate radio frequency energy and, if not installed and used in accordance with the instructions, may cause harmful interference to radio communications. However, there is no guarantee that interference will not occur in a particular installation. If this equipment does cause harmful interference to radio or television reception, which can be determined by turning the equipment off and on, the user is encouraged to try to correct the interference by one or more of the following measures:

- Reorient or relocate the receiving antenna.
- Increase the separation between the equipment and receiver.
- Connect the equipment into an outlet on a circuit different from that to which the receiver is connected.
- Consult the dealer or an experienced radio/TV technician for help.

This device complies with Part 15 of the FCC Rules. Operation is subject to the following two conditions: (1) this device may not cause harmful interference, and (2) this device must accept any interference received, including interference that may cause undesired operation.

KEEP THIS INSTRUCTION MANUAL AS IT CONTAINS IMPORTANT INFORMATION FOR FUTURE REFERENCE.

Due to continuous product improvements, the pictures on the manual may differ slightly from the actual product.

The artwork and design of this manual are protected by US copyright law and may not be reproduced, distributed, displaced, published or used for any purpose without prior written permission. Altering, removing or reproducing any of the trademark or copyright notices on this package is not permitted.

©2018 MerchSource, LLC. Irvine, CA 92618. All rights reserved.

FOR TECHNICAL SUPPORT, PLEASE CALL

1-800-374-2744