


BLUE HAT
TOY COMPANY
JL2013A

AVAILABLE IN
TWO
FREQUENCIES
FOR COMPETITIVE
RACING!



EXTRA BRIGHT
LED
LIGHTS!

AGES 6+



BLUE HAT
TOY COMPANY

EXTRA BRIGHT
LED
LIGHTS!





EXTRA BRIGHT
LED
LIGHTS!

AGES 6+

RALLY STOMPER™

RADIO CONTROL ALL-TERRAIN VEHICLE

KEEP THIS PACKAGE FOR REFERENCE AS IT CONTAINS IMPORTANT INFORMATION.

BATTERY INSTALLATION

The truck requires 5 "AA" 1.5V batteries (not included). The controller requires one 9V battery (included). When changing batteries, adult supervision is required. Use alkaline batteries for the best performance.

- Carefully remove items from the package.
- Locate the battery door on the bottom of the truck. Using a Phillips screwdriver, remove the screw.
- Pull the latch on the door to the left and lift up to access the battery compartment. Insert 5 "AA" batteries while observing the correct polarity (Fig. 1).
- Replace the battery compartment door.
- Slide the battery door on the back of the controller down to open.
- Insert one 9V battery while observing the correct polarity (Fig. 2).
- Replace the battery compartment door.
- Switch both the truck and controller power switches to the "ON" position.
- Adjust the steering alignment lever located on the bottom of the truck (between front wheels) if the truck does not run straight when moving forward.

NOTE: For best operation, use the truck on a hard surface.

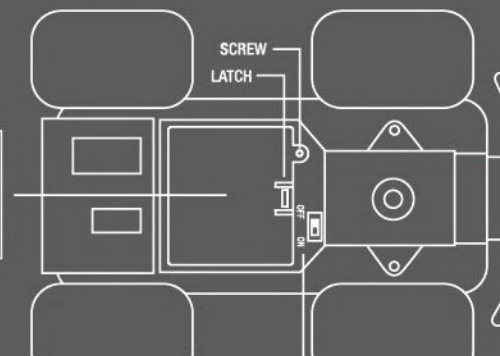


Fig. 1

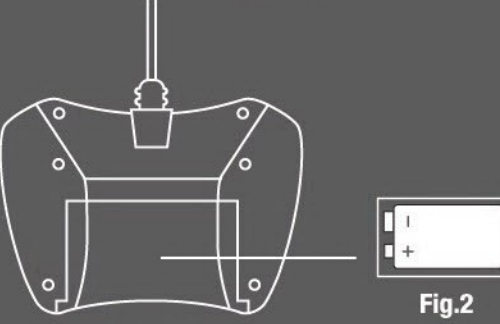
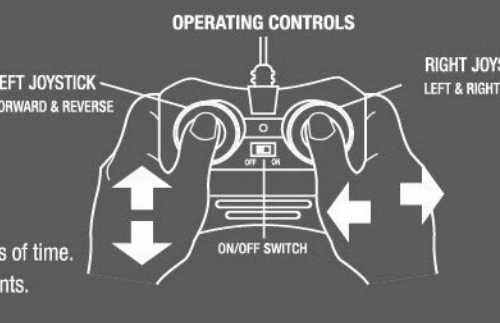


Fig. 2

SAFETY PRECAUTIONS

- Do not operate during thunderstorms or rain.
- Avoid water, sand and snow when operating your truck.
- Do not submerge truck or controller in water.
- Never operate your truck on the street or highway.
- Adult supervision is recommended when operating this truck.
- Remove all batteries when not in use to avoid accidental operation.
- Never operate your truck in a confined or crowded area, and do not use people or animals as obstacles.
- Do not run your truck into furniture, objects or hard surfaces, as this will cause damage to both the objects and the truck.
- Keep fingers, hair and loose clothing away from the tires, gears and motor while the truck is switched to "ON".
- Do not leave truck or controller near sources of heat or under direct sunlight for long periods of time.
- Do not leave truck or controller outside overnight. Dampness is harmful to interior components.

OPERATING CONTROLS



LEFT JOYSTICK: FORWARD & REVERSE
RIGHT JOYSTICK: LEFT & RIGHT
ON/OFF SWITCH

BATTERY WARNING:

Do not use old and weak batteries.
Do not use alkaline, standard (carbon-zinc) or rechargeable (nickel-cadmium) batteries.
Insert batteries into the correct polarity. Do not insert the wrong kind of battery.
Remove batteries when not in use. Repair or disposal of damaged batteries according to local, state and local laws. Do not dispose of batteries in fire. They may leak or explode.
Only use manufacturer specified batteries. Charge and store properly. For complete operating instructions, see the instruction manual.
Always use, replace, and recharge if applicable batteries under adult supervision.
KEEP THIS PACKAGE FOR REFERENCE AS IT CONTAINS IMPORTANT INFORMATION.

NOTE: This equipment has been tested and found to comply with the limits for a Class B digital device, pursuant to Part 15 of the FCC Rules. These limits are designed to provide reasonable protection against harmful interference in a residential installation. This equipment generates, uses, and can radiate radio frequency energy and, if not installed and used in accordance with the instructions, may cause harmful interference to radio communications.

However, there is no guarantee that interference will not occur in a particular installation. If the equipment does cause harmful interference to radio or television reception, which can be determined by turning the equipment off and on, the user is encouraged to try to correct the interference by one or more of the following measures:

- Reorient or relocate the receiving antenna.
- Increase the separation between the equipment and receiver.
- Connect the equipment into an outlet on a circuit different from that to which the receiver is connected.
- Consult the dealer or an experienced radio TV technician for help.


WARNING: Changes or modifications not expressly approved by the party responsible for compliance could void the user's authority to operate the equipment.

This device complies with Part 15 of the FCC Rules. Operation is subject to the following two conditions: (1) This device may not cause harmful interference, and (2) this device must accept any interference received, including interference that may cause undesired operation.

©2013 Mattel/Hasbro LLC. Hasbro Toy Company, Rally Stomper and all associated logos are trademarks of Mattel/Hasbro, LLC. All rights reserved. Distributed by Mattel/Hasbro, LLC, 15000 Cleveland Blvd., Irvine, CA 92618 USA. Designated by Mattel/Hasbro, LLC (949-940-0900).

The artwork and design of this package are protected by US copyright law and may not be reproduced, displayed, published or used for any purpose without prior written permission. It is not permitted to alter, remove or reproduce any trademarks or copyright notice from this package.

1637888 (01010)



6 202 30975 6

Made in China

AVAILABLE IN
TWO
FREQUENCIES
FOR COMPETITIVE
RACING!

RALLY STOMPER™

RADIO CONTROL ALL-TERRAIN VEHICLE



EXTRA BRIGHT
LED
LIGHTS!

AVAILABLE IN
TWO
FREQUENCIES
FOR COMPETITIVE
RACING!



BLUE HAT
TOY COMPANY

EXTRA BRIGHT
LED
LIGHTS!

AGES 6 AND UP

- Fast-Paced Racing plus LED Lights for Driving in the Dark
- Full-Function Wireless Remote Control
- Spring-Loaded Suspension and Knobby Tires for All-Terrain Racing
- Available in 2 Frequencies for Competitive Racing

©2013 Mattel/Hasbro LLC. Mattel/Hasbro, LLC and Rally Stomper are trademarks of Mattel/Hasbro, LLC. All rights reserved.