



THUNDERTUMBLER®

RADIO CONTROL 360° RALLY CAR

OPERATING INSTRUCTIONS

KEEP THIS PACKAGE FOR REFERENCE AS IT CONTAINS IMPORTANT INFORMATION

Operation requires 4 "AA" 1.5V alkaline batteries (not included) for car and one 9V battery (not included) for remote control.

1. Open the battery compartment on the back of each item (see diagram on right).
2. Locate the battery compartment on the back of each item (see diagram on right).
3. Swivel latches on bottom of car to release battery pack and install batteries.
4. Switch both car and remote buttons to "ON" position.
5. For best result use the car on hard surfaces such as wood or tile.

REMOTE CONTROL ASSEMBLY

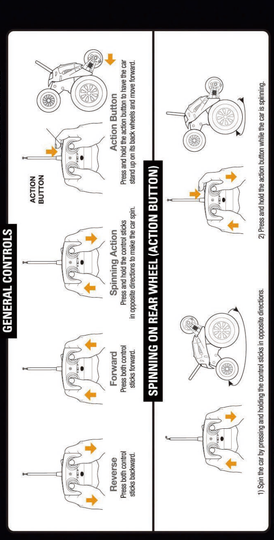

BATTERY DIAGRAM

USE ALKALINE BATTERIES FOR BEST PERFORMANCE

GENERAL CONTROLS

SPINNING ON REAR WHEEL (ACTION BUTTON)

1) Spin the car by pressing and holding the control sticks in opposite directions.

2) Press and hold the action button while the car is spinning.

SAFETY PRECAUTIONS

- Do not operate during thunderstorms or rain.
- Avoid water, sand and snow when operating car.
- Do not operate your car near other people.
- Never operate your car on the street or highway.
- Never operate your car in a confined or crowded area, and do not use people or pets as obstacles.
- Do not run your car into furniture, objects or hard surfaces, as this will cause damage to both the objects and the car.
- Keep your hands and clothing away from the tires, gears and motor while the car is switched to "ON".
- Do not leave car or transmitter near sources of heat or under direct sunlight for long periods of time.
- Do not leave car or transmitter outside overnight. Dampness is harmful to interior components.
- Remove batteries if not in use to avoid accidental operation.
- Adult supervision is recommended when operating this car.

BATTERY WARNING:

- Do not mix old and new batteries.
- Do not mix alkaline, standard (carbon-zinc), or rechargeable batteries.
- Insert batteries being careful of polarity, not placed correct they simply jammed.
- Dispose of batteries properly. Do not dispose of batteries in fire. Batteries may explode or leak.
- Remove batteries when not in use for long periods of time. Dead batteries may leak and damage the product.
- Do not short circuit the battery terminals. Do not charge batteries. Do not mix new and used batteries.
- Adult supervision is recommended when inserting or removing batteries.

KEEP THIS PACKAGE FOR REFERENCE AS IT CONTAINS IMPORTANT INFORMATION.

WARNING: Changes or modifications not expressly approved by the party responsible for compliance could void the user's authority to operate the equipment.

Colors and styles may vary.

NOTE: This equipment has been tested and found to comply with the limits for a Class B digital device, pursuant to Part 15 of the FCC Rules. These limits are designed to provide reasonable protection against harmful interference in a residential installation. This equipment generates, uses, and can radiate radio frequency energy and, if not installed and used in accordance with the instructions, may cause harmful interference to radio communications.

However, there is no guarantee that interference will not occur in a particular installation. If this equipment does cause harmful interference to radio or television reception, which can be determined by turning the equipment off and on, the user is encouraged to try to correct the interference by one or more of the following measures:

- Reorient or relocate the receiving antenna.
- Increase the separation between the equipment and receiver.
- Connect the equipment into an outlet on a circuit different from that to which the receiver is connected.
- Consult the dealer or an experienced radio/TV technician for help.

FC This device complies with Part 15 of the FCC Rules. Operation is subject to the following two conditions: (1) This device may not cause harmful interference, and (2) this device must accept any interference received, including interference that may cause undesired operation.

1645504 [XXXX]

6 94202 50906 5

Made in China

©2013 Manufacturer: J.L.E. Blue Hat Toy Company.
Thunder Tumbler and all associated logos are registered trademarks of J.L.E. Blue Hat Toy Company. All rights reserved.
Distributed by: Manufacturer, 1 A.C.E. Way, Anywhere, U.S.A. 55555
Customer Care: 800-555-0100
Overseas Call: 763-512-0000
U.S.A. 3-D-0-0-0