

APPENDIX 3: Photographs of Test Setup

Radiated Spurious Emission
(Below 1 GHz)




Photo 1



Photo 2

Radiated Spurious Emission
(Above 1 GHz)




Photo 1




Photo 2

Worst Case Position

Below 1 GHz: Horizontal: Z-axis / Vertical: X-axis
Above 1 GHz: Horizontal: Y-axis / Vertical: Z-axis

X-axis



Y-axis



Z-axis



Maximum RF Output Power



Photo 1

End of Report