

Annex 4: Test setup photographs to
TEST REPORT
No.: 19-1-0198101T01a

According to:

Title 47
FCC Regulations Subpart 15C
§15.231(e)
ISED-Regulations
RSS-Gen, Issue 5
RSS-210, Issue 10

for

PACIFIC Industrial Co., Ltd.

Flex-Sens
TPMS transmitter (Universal Sensor)
PMV-E102

FCC-ID: PAXPMVE102
ISED: 3729A-PMVE102

Laboratory Accreditation and Listings



Accredited EMC-Test Laboratory

accredited according to DIN EN ISO/IEC 17025:2018

CETECOM GmbH

Laboratory Radio Communications & Electromagnetic Compatibility
Im Teelbruch 116 • 45219 Essen • Germany
Registered in Essen, Germany, Reg. No.: HRB Essen 8984
Tel.: + 49 (0) 20 54 / 95 19-0 • Fax: + 49 (0) 20 54 / 95 19-150
E-mail: contact@cetecom.com • Internet: www.cetecom.com


Table of contents

1. PHOTOGRAPHS OF MEASUREMENT SET-UP 3

- 1.1. Measurements of magnetic fields in range 9 kHz to 30 MHz..... 3
- 1.2. Measurements of electric fields in range 30 MHz to 1 GHz..... 4
- 1.3. Measurements of electric fields in range 1 GHz to 5 GHz 5
- 1.4. Timing requirements..... 6

1. Photographs of measurement set-up

1.1. Measurements of magnetic fields in range 9 kHz to 30 MHz




Photograph 1: overall view




Photograph 2: close view (EUT at standing position)

1.2. Measurements of electric fields in range 30 MHz to 1 GHz



Photograph 3: overall view




Photograph 4: close view (EUT at lying position)

1.3. Measurements of electric fields in range 1 GHz to 5 GHz




Photograph 5: Overall view



Photograph 6: Close view

1.4. Timing requirements



Photograph 7: set-up for timing measurements with the near field probe

END OF ANNEX 4