


**APPENDIX 3: Photographs of test setup**

**Radiated Emission**  
**(Below 1 GHz)**



**Photo 1**



**Photo 2**

---

**UL Japan, Inc.**


**Ise EMC Lab.**

4383-326 Asama-cho, Ise-shi, Mie-ken 516-0021 JAPAN


Telephone : +81 596 24 8999

Facsimile : +81 596 24 8124

**Radiated emission**  
**(Above 1 GHz)**



**Photo 1**



**Photo 2**

---

**UL Japan, Inc.**

**Ise EMC Lab.**

4383-326 Asama-cho, Ise-shi, Mie-ken 516-0021 JAPAN

Telephone : +81 596 24 8999

Facsimile : +81 596 24 8124

**Worst Case Position**

Below 1 GHz: (Horizontal: Y-axis / Vertical: Z-axis)

Above 1 GHz: (Horizontal: Z-axis / Vertical: Y-axis)


**X-axis**



**Y-axis**



**Z-axis**



**End of Report**