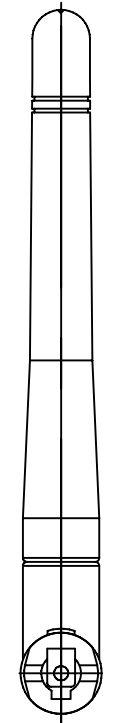
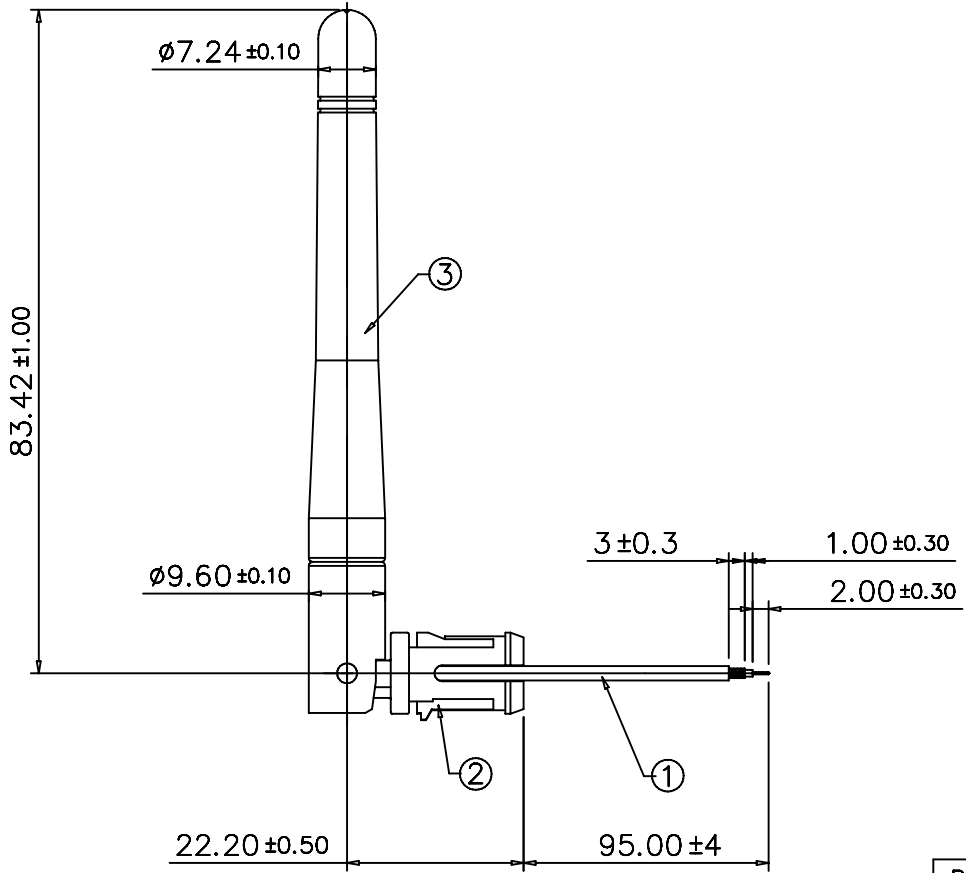

I N D E X

RFA-02-C2H0-16W-95

1. Specification
2. Radiation Pattern
 - 2.1 E-plane pattern
 - 2.2 H-plane pattern
3. VSWR Test Data

NO.	NAME	FINISH	Q'TY	MEMO
1.	Cable	RG-178W	1	
2.	Hinge	BLACK	1	
3.	Tube	BLACK	1	



PROJECTION 	TOLERANCE UNLESS OTHERWISE SPECIFIED		敏洲科技有限公司 MINGTEK TECHNOLOGY CORP					
	LINEAR	ANGLE						
UNITS MM	.0 ± 0.10	X° REF ± 0.5°	TITLE RFA-02-C2H0-16W-95					
	.00 ± 0.05							
	.000 ± 0.01							
REV.	APPD.	DWG NO. RFA-02-C2H0-16W-95 .DWG		SHEET 1/1				
2.	CHKD			REV.				
1.	DESIGN			A				
REV	ECN	NAME	DATE	SIZE A4	SCALE 1/1	DRAW	Ivy	93/02/02

3.					
2.					
1.					

A
B
C
D

1 2 3 4 5

1. Specification

03-11-02

DESCRIPTION : Swivel Access Point Antenna

MODEL NO : RFA-02-C2H0-16W-95

1.1 ELECTRICAL

Frequency Range: 2400~2500 MHZ
Gain: 2.5dBi (min.)
VSWR: ≤ 2
Polarization: Linear, Vertical
Impedance : 50Ω
Connector: -
Cable: RG178



1.2 MECHANICAL

Condition : Non operating during test.

Material : PCABS(UL94V-0)

Endurance

Number of 90° rotation of the connector : 1000 cycles (min.)

Mandatory : Guaranty of functionalities after test.

Bending: Number of 90° at the hinge parts and bending on one direction with 1 kg force : 1000 cycles

Mandatory : No mechanical damage tolerated. Guaranty of functionalities after test.

Antenna resistance

Tests are applicable to all parts and both sides.

Traction: Tractions force applied 3 times on plugs during 15 second : 5 kg

Mandatory : No mechanical damage tolerated. Guaranty of functionalities after test.

1.3 ENVIROMENTAL

Storage

Condition : Non operating during test.

Cold: -40°C during 72h (IEC 68-2-1 standard Ab/Ad test)

Dry heat: +80°C during 96h (IEC 68-2-2 standard Bb/Bd test)

Humidity: +40°C at 95%R.H. during 4 days (IEC 68-2-56 standard Cb test)

Mandatory : No mechanical or visible damage tolerated. Guaranty of functionalities after test.

Operation

Condition : Operating during test.

Cold: -10°C during 48h (IEC 68-2-1 standard Ab/Ad test)

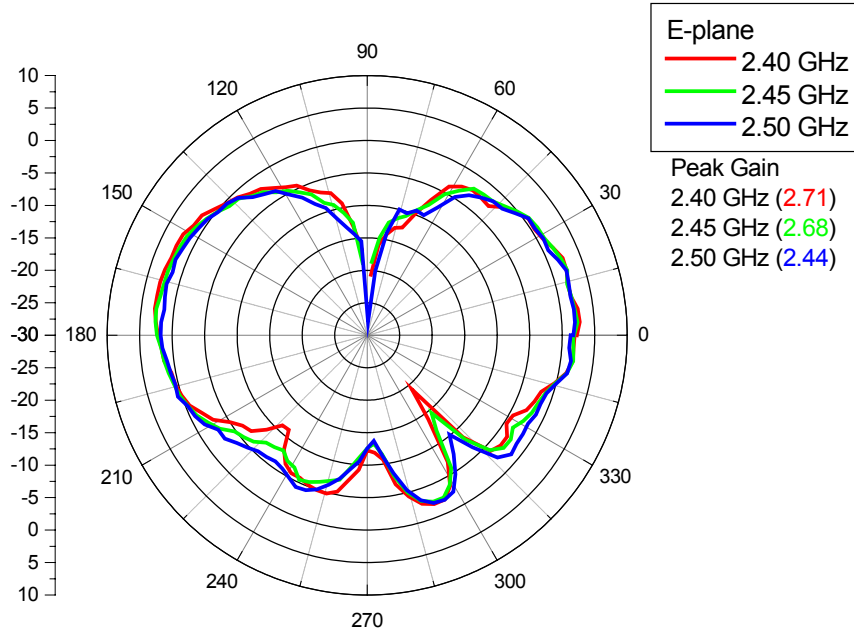
Dry heat: +55°C during 48h (IEC 68-2-2 standard Bb/Bd test)

Composite: -10°C to +55°C 95%R.H 4 cycles (IEC 68-2-30 standard Nb test)

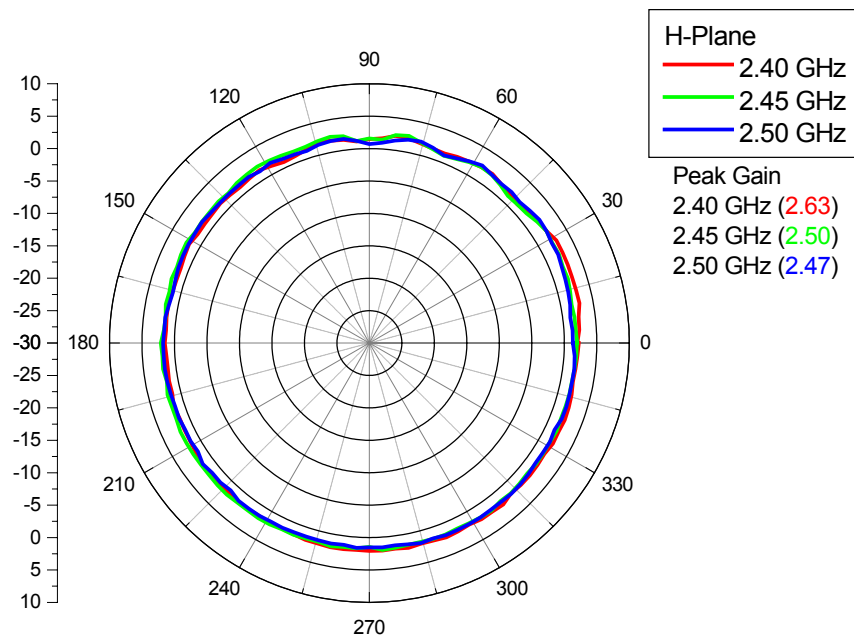
Mandatory : No mechanical or visible damage tolerated. Guaranty of functionalities during and after test.

2. Radiation Pattern

2.1 E-plane pattern



2.2 H-plane pattern



3.VSWR Test Data

