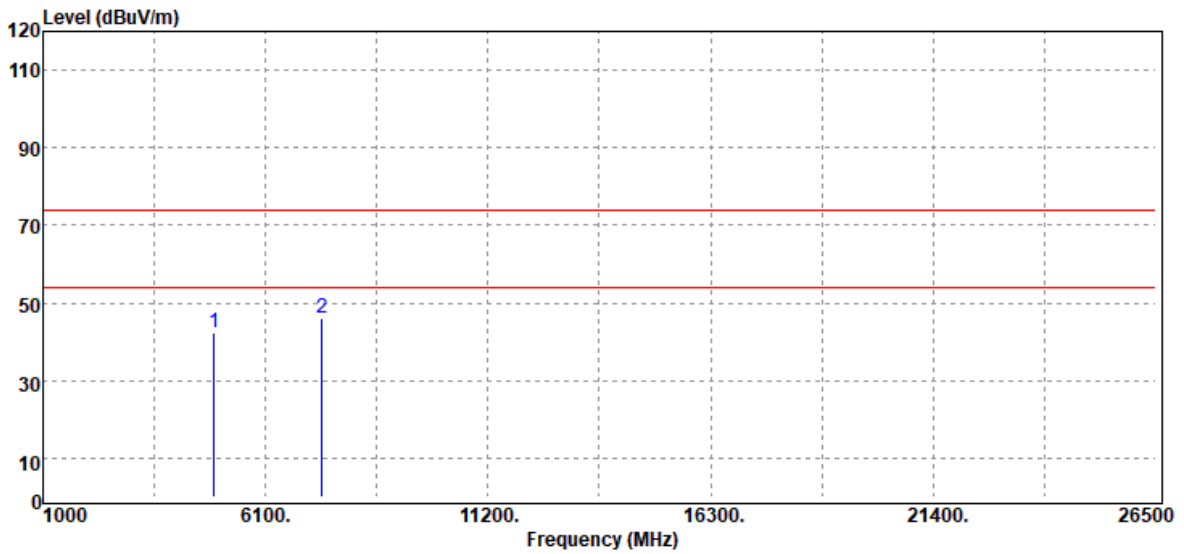


Test Mode	IEEE 802.11n HT20 High CH	Temp/Hum	23.1(°C)/ 55%RH
Test Item	Harmonic	Test Date	October 1, 2021
Polarize	Horizontal	Test Engineer	Ray Li
Detector	Peak		

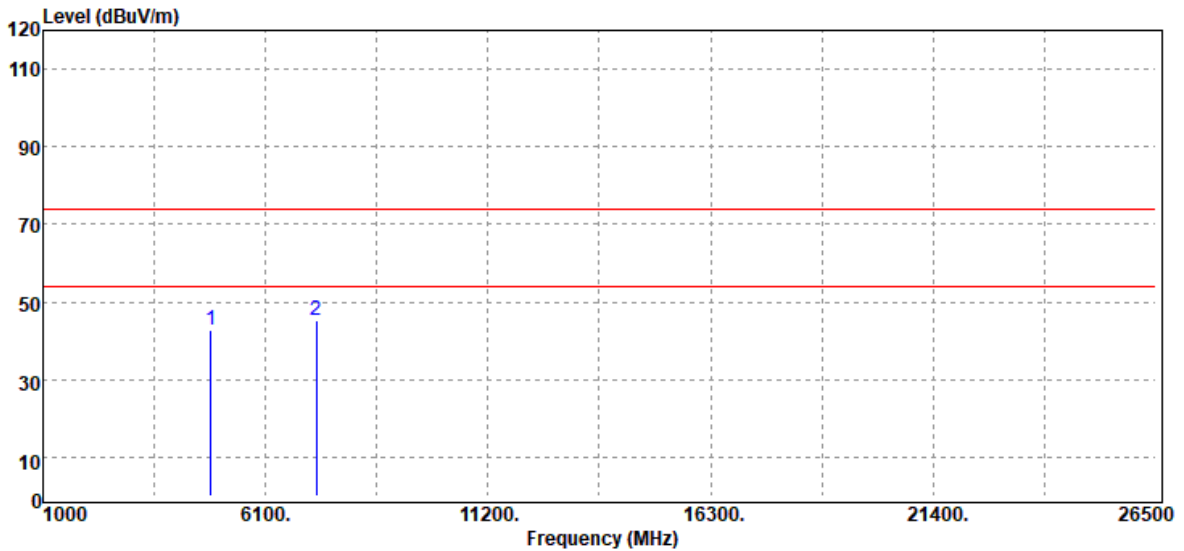


Freq. (MHz)	Detector Mode (PK/QP/AV)	Spectrum Reading Level (dBµV)	Factor (dB)	Actual FS (dBµV/m)	Limit @3m (dBµV/m)	Margin (dB)
4924.00	Peak	32.53	9.63	42.16	74.00	-31.84
7386.00	Peak	32.66	13.59	46.25	74.00	-27.75
N/A						

Remark:

1. Measuring frequencies from 1 GHz to the 10th harmonic of highest fundamental frequency.
2. For above 1GHz, the EUT peak value was under average limit, therefore the Average value compliance with the average limit

Test Mode	IEEE 802.11n HT40 Low CH	Temp/Hum	23.1(°C)/ 55%RH
Test Item	Harmonic	Test Date	October 1, 2021
Polarize	Vertical	Test Engineer	Ray Li
Detector	Peak		

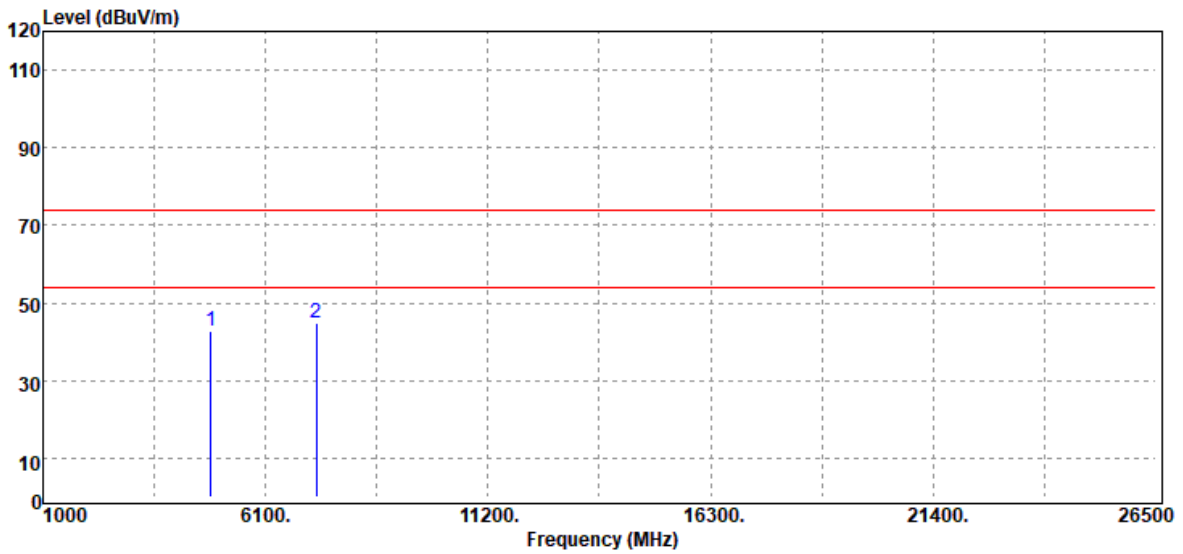


Freq. (MHz)	Detector Mode (PK/QP/AV)	Spectrum Reading Level (dB μ V)	Factor (dB)	Actual FS (dB μ V/m)	Limit @3m (dB μ V/m)	Margin (dB)
4844.00	Peak	33.11	9.48	42.59	74.00	-31.41
7266.00	Peak	31.73	13.45	45.18	74.00	-28.82
N/A						

Remark:

1. Measuring frequencies from 1 GHz to the 10th harmonic of highest fundamental frequency.
2. For above 1GHz, the EUT peak value was under average limit, therefore the Average value compliance with the average limit

Test Mode	IEEE 802.11n HT40 Low CH	Temp/Hum	23.1(°C)/ 55%RH
Test Item	Harmonic	Test Date	October 1, 2021
Polarize	Horizontal	Test Engineer	Ray Li
Detector	Peak		

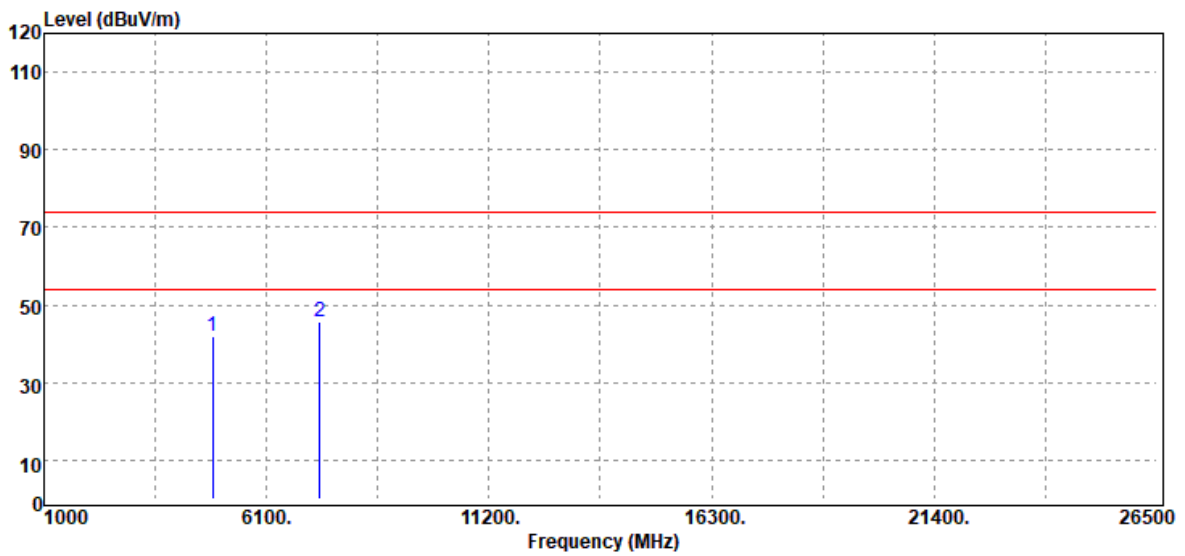


Freq. (MHz)	Detector Mode (PK/QP/AV)	Spectrum Reading Level (dBμV)	Factor (dB)	Actual FS (dBμV/m)	Limit @3m (dBμV/m)	Margin (dB)
4844.00	Peak	33.23	9.48	42.71	74.00	-31.29
7266.00	Peak	31.23	13.45	44.68	74.00	-29.32
N/A						

Remark:

1. Measuring frequencies from 1 GHz to the 10th harmonic of highest fundamental frequency.
2. For above 1GHz, the EUT peak value was under average limit, therefore the Average value compliance with the average limit

Test Mode	IEEE 802.11n HT40 Mid CH	Temp/Hum	23.1(°C)/ 55%RH
Test Item	Harmonic	Test Date	October 1, 2021
Polarize	Vertical	Test Engineer	Ray Li
Detector	Peak		

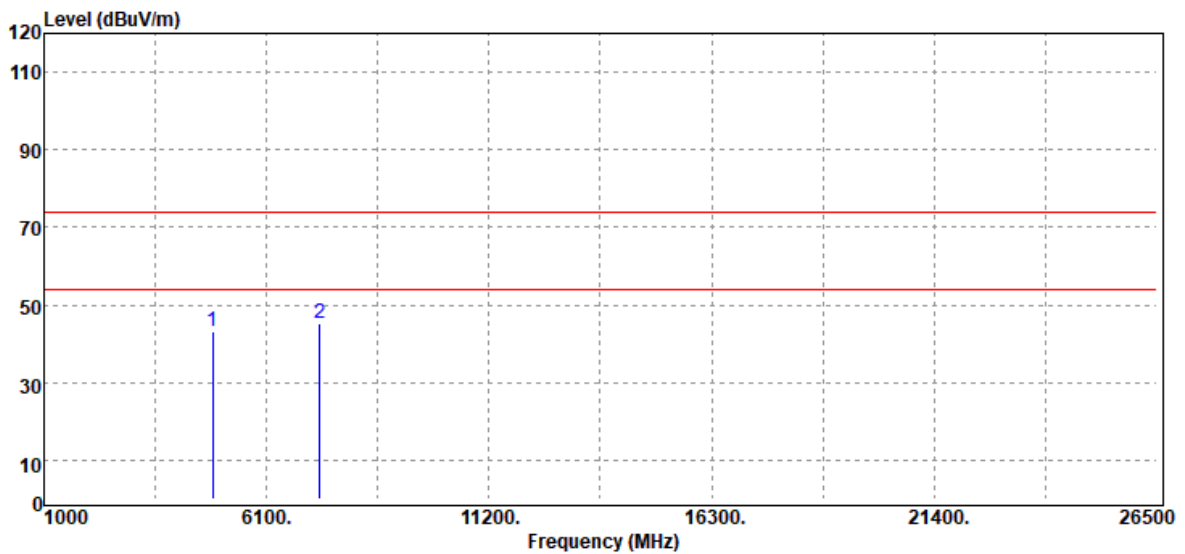


Freq. (MHz)	Detector Mode (PK/QP/AV)	Spectrum Reading Level (dBµV)	Factor (dB)	Actual FS (dBµV/m)	Limit @3m (dBµV/m)	Margin (dB)
4874.00	Peak	32.50	9.49	41.99	74.00	-32.01
7311.00	Peak	32.18	13.46	45.64	74.00	-28.36
N/A						

Remark:

1. Measuring frequencies from 1 GHz to the 10th harmonic of highest fundamental frequency.
2. For above 1GHz, the EUT peak value was under average limit, therefore the Average value compliance with the average limit

Test Mode	IEEE 802.11n HT40 Mid CH	Temp/Hum	23.1(°C)/ 55%RH
Test Item	Harmonic	Test Date	October 1, 2021
Polarize	Horizontal	Test Engineer	Ray Li
Detector	Peak		

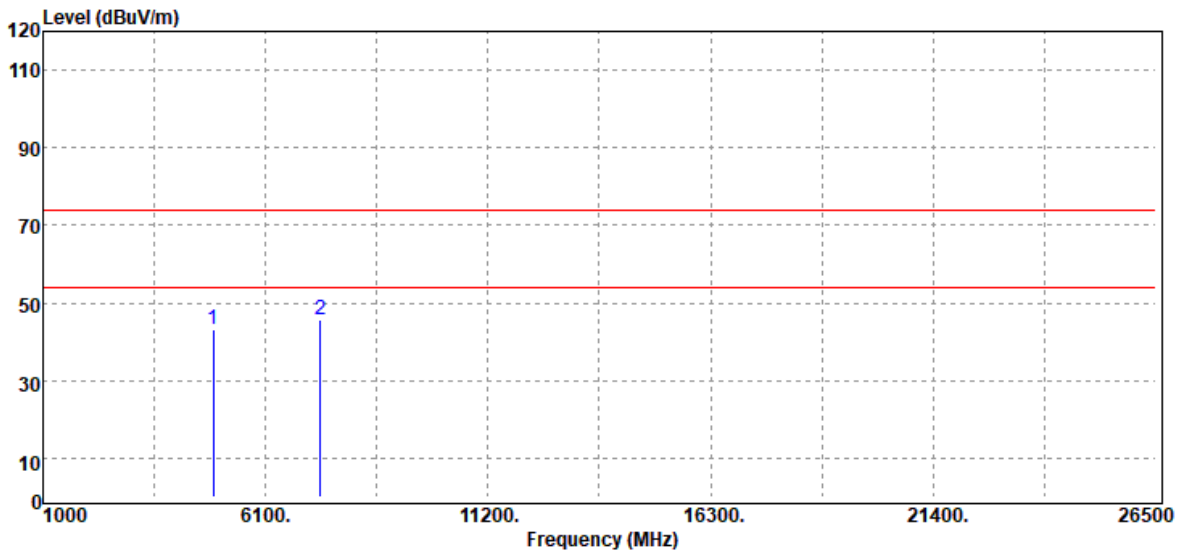


Freq. (MHz)	Detector Mode (PK/QP/AV)	Spectrum Reading Level (dBμV)	Factor (dB)	Actual FS (dBμV/m)	Limit @3m (dBμV/m)	Margin (dB)
4874.00	Peak	33.84	9.49	43.33	74.00	-30.67
7311.00	Peak	31.79	13.46	45.25	74.00	-28.75
N/A						

Remark:

1. Measuring frequencies from 1 GHz to the 10th harmonic of highest fundamental frequency.
2. For above 1GHz,the EUT peak value was under average limit, therefore the Average value compliance with the average limit

Test Mode	IEEE 802.11n HT40 High CH	Temp/Hum	23.1(°C)/ 55%RH
Test Item	Harmonic	Test Date	October 1, 2021
Polarize	Vertical	Test Engineer	Ray Li
Detector	Peak		

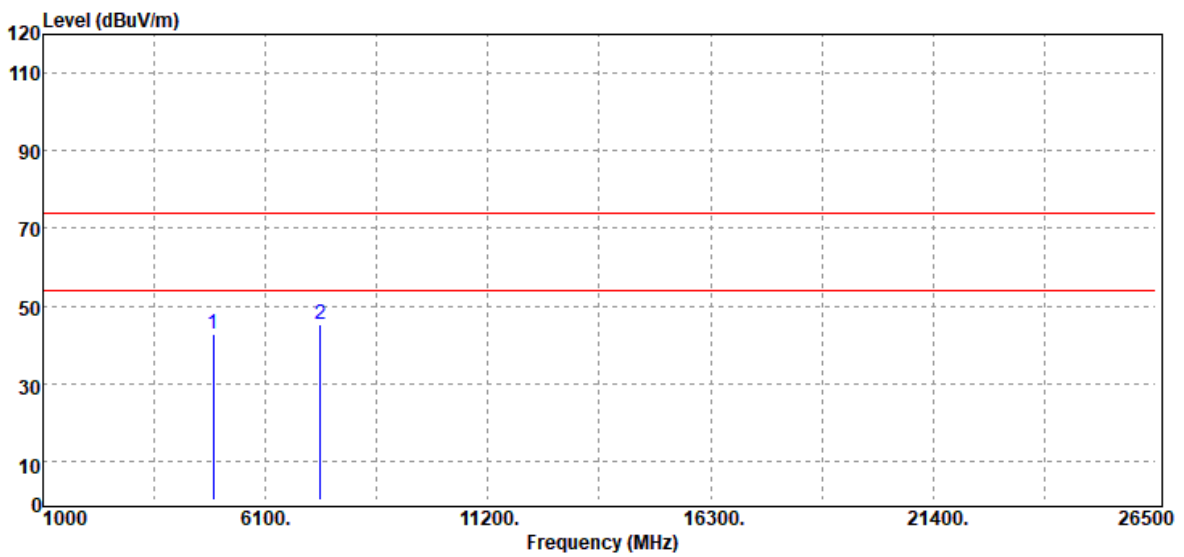


Freq. (MHz)	Detector Mode (PK/QP/AV)	Spectrum Reading Level (dB μ V)	Factor (dB)	Actual FS (dB μ V/m)	Limit @3m (dB μ V/m)	Margin (dB)
4904.00	Peak	33.49	9.50	42.99	74.00	-31.01
7356.00	Peak	31.94	13.56	45.50	74.00	-28.50
N/A						

Remark:

1. Measuring frequencies from 1 GHz to the 10th harmonic of highest fundamental frequency.
2. For above 1GHz, the EUT peak value was under average limit, therefore the Average value compliance with the average limit

Test Mode	IEEE 802.11n HT40 High CH	Temp/Hum	23.1(°C)/ 55%RH
Test Item	Harmonic	Test Date	October 1, 2021
Polarize	Horizontal	Test Engineer	Ray Li
Detector	Peak		



Freq. (MHz)	Detector Mode (PK/QP/AV)	Spectrum Reading Level (dBμV)	Factor (dB)	Actual FS (dBμV/m)	Limit @3m (dBμV/m)	Margin (dB)
4904.00	Peak	33.38	9.50	42.88	74.00	-31.12
7356.00	Peak	31.82	13.56	45.38	74.00	-28.62
N/A						

Remark:

1. Measuring frequencies from 1 GHz to the 10th harmonic of highest fundamental frequency.
2. For above 1GHz,the EUT peak value was under average limit, therefore the Average value compliance with the average limit

- End of Test Report -