

TEST SETUP PHOTOS

PSA Antenna

1 Radiated Test Photo

Below 30MHz




30MHz-1GHz




Close-up



Above 1GHz



Close-up



2 Conducted Emissions

Test Photo 1




Test Photo 2




INVAX Antenna

3 Radiated Test Photo

Below 30MHz




30MHz-1GHz




Close-up



Above 1GHz



Close-up



4 Conducted Emissions

Test Photo 1



Test Photo 2

