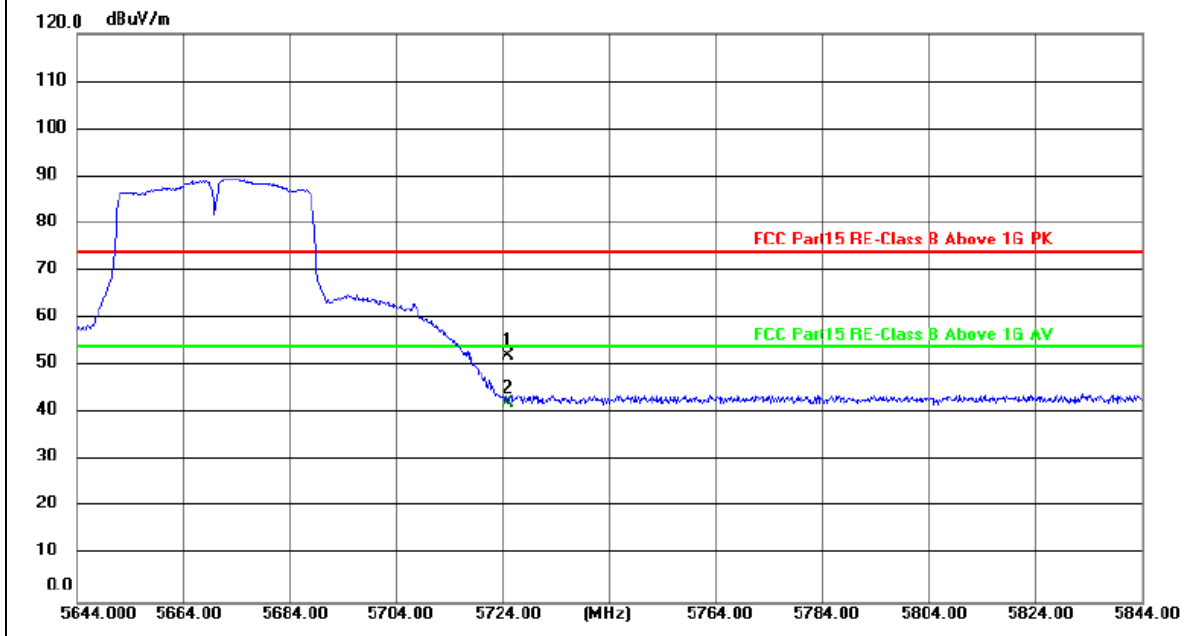




Ant. Pol.	Vertical
Test Mode:	TX 802.11n(HT40) Mode 5670MHz (U-NII-2C)



No.	Frequency (MHz)	Reading (dBuV)	Factor (dB/m)	Level (dBuV/m)	Limit (dBuV/m)	Margin (dB)	Detector
1	5725.000	13.98	38.16	52.14	74.00	-21.86	peak
2 *	5725.000	4.13	38.16	42.29	54.00	-11.71	AVG

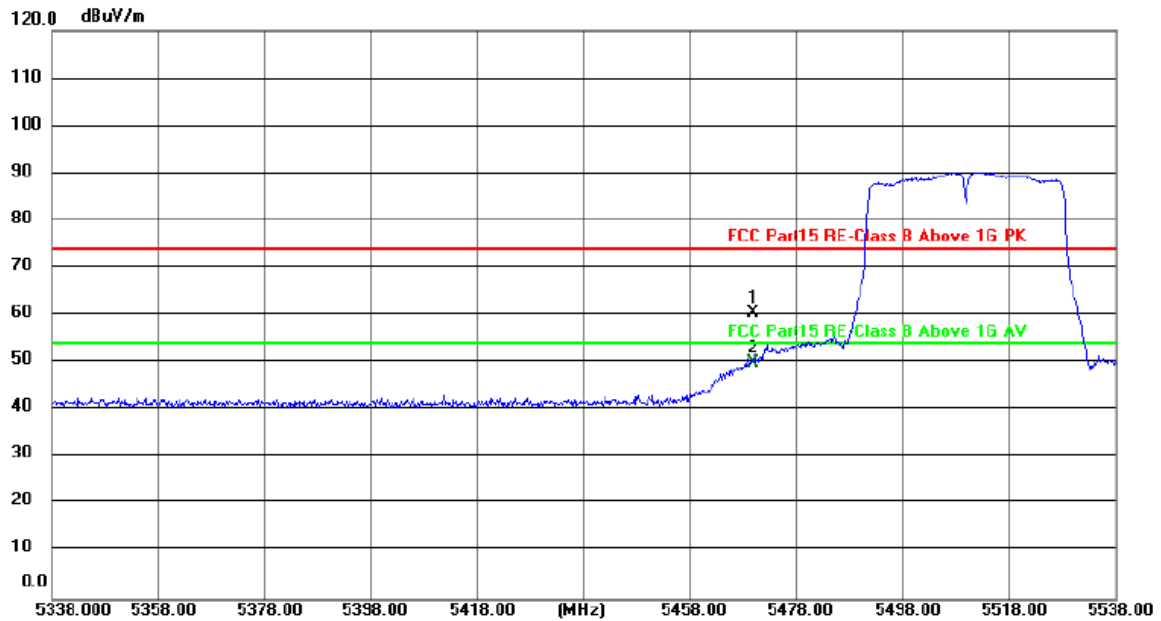
Remarks:

- 1. Factor (dB/m) = Antenna Factor (dB/m)+Cable Factor (dB)-Pre-amplifier Factor
- 2. Margin value = Level -Limit value





Ant. Pol.	Horizontal
Test Mode:	TX 802.11ac(VHT40) Mode 5510MHz (U-NII-2C)



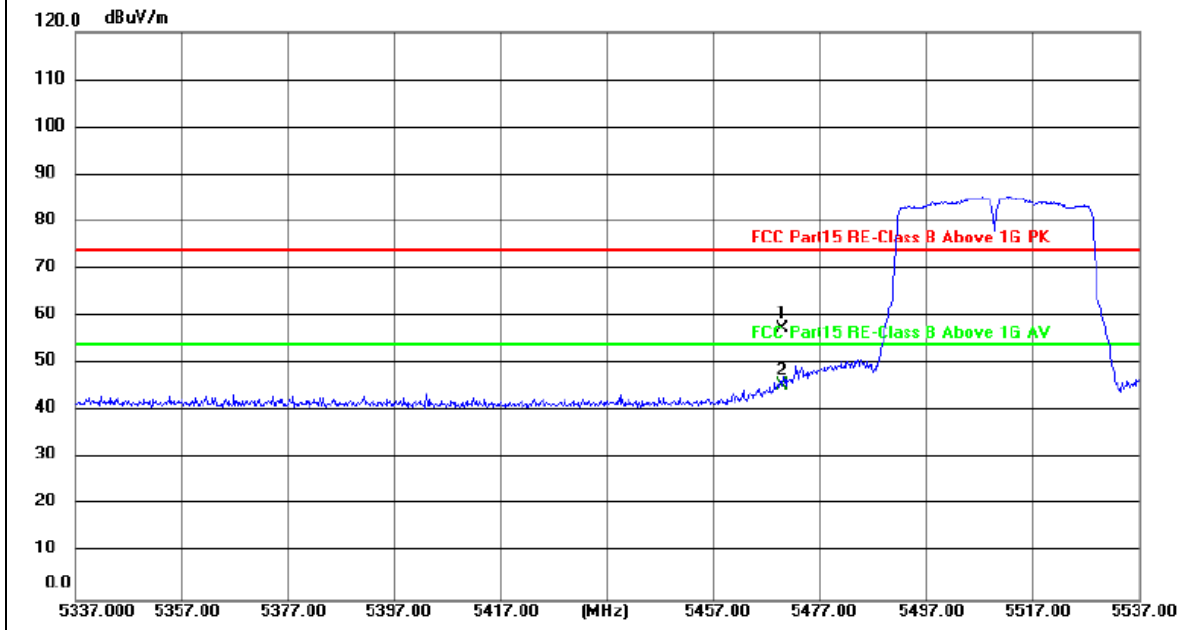
No.	Frequency (MHz)	Reading (dBuV)	Factor (dB/m)	Level (dBuV/m)	Limit (dBuV/m)	Margin (dB)	Detector
1	5470.000	22.93	37.59	60.52	74.00	-13.48	peak
2 *	5470.000	12.51	37.59	50.10	54.00	-3.90	AVG

Remarks:

- 1.Factor (dB/m) = Antenna Factor (dB/m)+Cable Factor (dB)-Pre-amplifier Factor
- 2.Margin value = Level -Limit value



Ant. Pol.	Vertical
Test Mode:	TX 802.11ac(VHT40) Mode 5510MHz (U-NII-2C)



No.	Frequency (MHz)	Reading (dBuV)	Factor (dB/m)	Level (dBuV/m)	Limit (dBuV/m)	Margin (dB)	Detector
1	5470.000	19.80	37.59	57.39	74.00	-16.61	peak
2 *	5470.000	7.92	37.59	45.51	54.00	-8.49	AVG

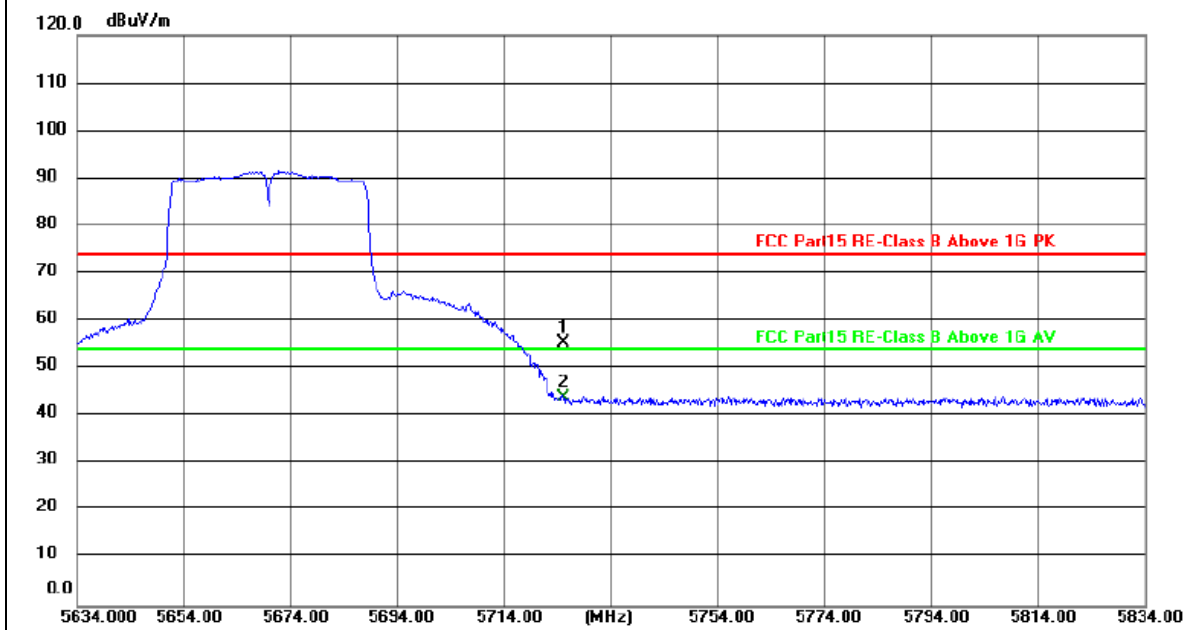
Remarks:

- 1. Factor (dB/m) = Antenna Factor (dB/m)+Cable Factor (dB)-Pre-amplifier Factor
- 2. Margin value = Level -Limit value





Ant. Pol.	Horizontal
Test Mode:	TX 802.11ac(VHT40) Mode 5670MHz (U-NII-2C)



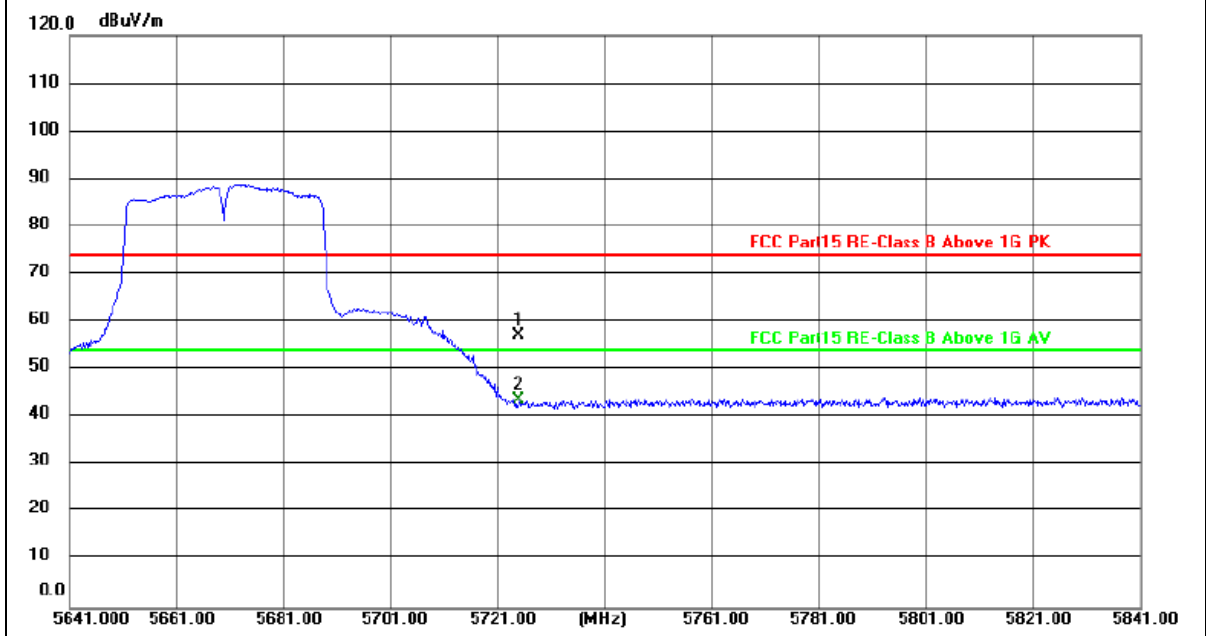
No.	Frequency (MHz)	Reading (dBuV)	Factor (dB/m)	Level (dBuV/m)	Limit (dBuV/m)	Margin (dB)	Detector
1	5725.000	17.05	38.16	55.21	74.00	-18.79	peak
2 *	5725.000	5.83	38.16	43.99	54.00	-10.01	AVG

Remarks:

- 1. Factor (dB/m) = Antenna Factor (dB/m)+Cable Factor (dB)-Pre-amplifier Factor
- 2. Margin value = Level -Limit value



Ant. Pol.	Vertical
Test Mode:	TX 802.11ac(VHT40) Mode 5670MHz (U-NII-2C)



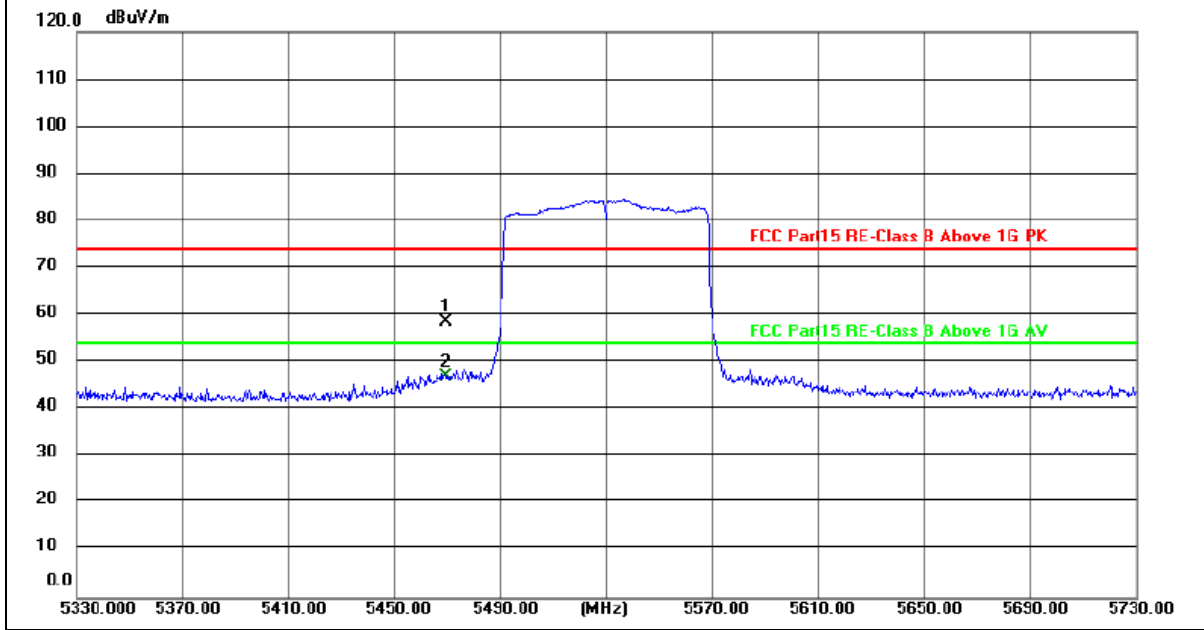
No.	Frequency (MHz)	Reading (dBuV)	Factor (dB/m)	Level (dBuV/m)	Limit (dBuV/m)	Margin (dB)	Detector
1	5725.000	18.87	38.16	57.03	74.00	-16.97	peak
2 *	5725.000	5.50	38.16	43.66	54.00	-10.34	AVG

Remarks:

- 1. Factor (dB/m) = Antenna Factor (dB/m)+Cable Factor (dB)-Pre-amplifier Factor
- 2. Margin value = Level -Limit value



Ant. Pol.	Horizontal
Test Mode:	TX 802.11ac(VHT80) Mode 5530MHz (U-NII-2C)



No.	Frequency (MHz)	Reading (dBuV)	Factor (dB/m)	Level (dBuV/m)	Limit (dBuV/m)	Margin (dB)	Detector
1	5470.000	21.02	37.59	58.61	74.00	-15.39	peak
2 *	5470.000	9.39	37.59	46.98	54.00	-7.02	AVG

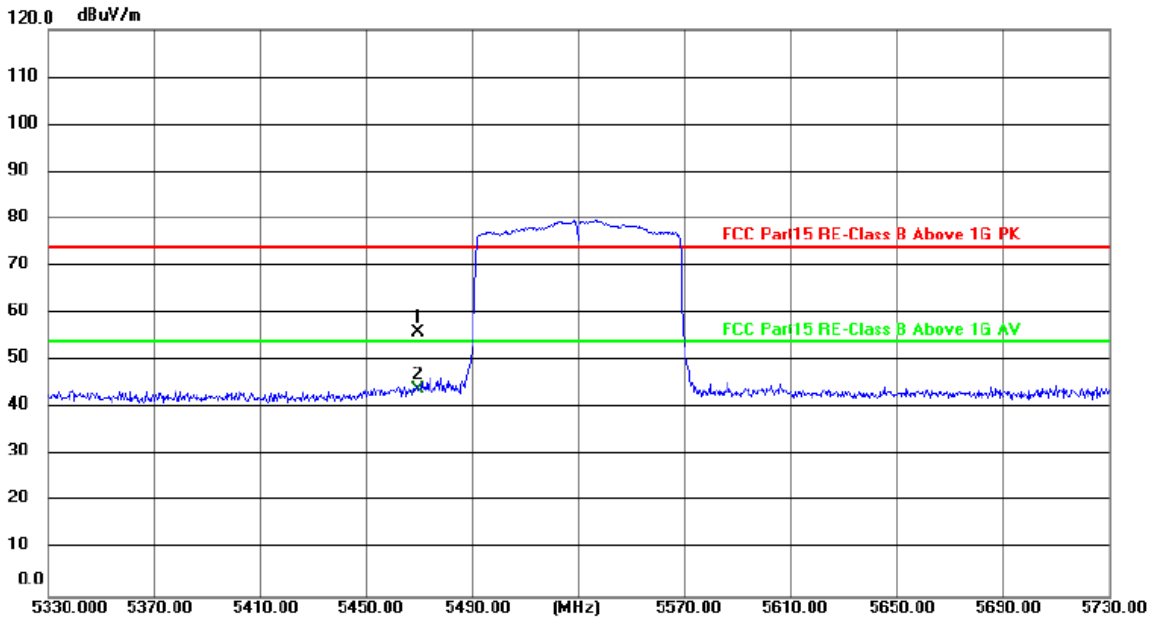
Remarks:

- 1.Factor (dB/m) = Antenna Factor (dB/m)+Cable Factor (dB)-Pre-amplifier Factor
- 2.Margin value = Level -Limit value





Ant. Pol.	Vertical
Test Mode:	TX 802.11ac(VHT80) Mode 5530MHz (U-NII-2C)



No.	Frequency (MHz)	Reading (dBuV)	Factor (dB/m)	Level (dBuV/m)	Limit (dBuV/m)	Margin (dB)	Detector
1	5470.000	18.35	37.59	55.94	74.00	-18.06	peak
2 *	5470.000	6.31	37.59	43.90	54.00	-10.10	AVG

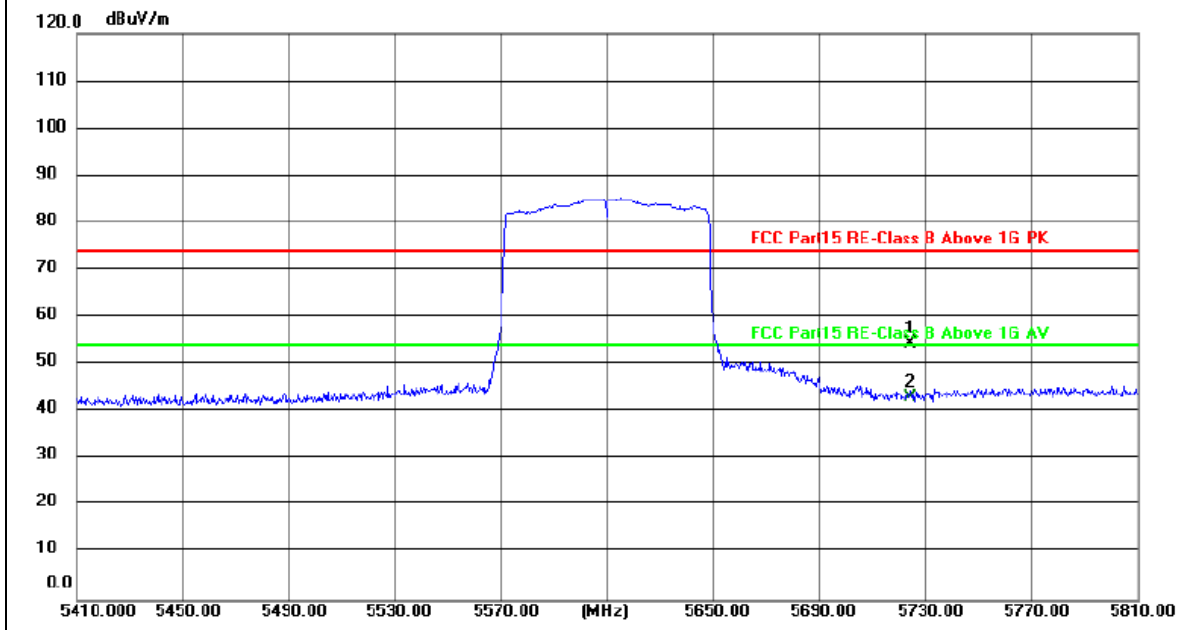
Remarks:

- 1. Factor (dB/m) = Antenna Factor (dB/m)+Cable Factor (dB)-Pre-amplifier Factor
- 2. Margin value = Level -Limit value





Ant. Pol.	Horizontal
Test Mode:	TX 802.11ac(VHT80) Mode 5610MHz (U-NII-2C)



No.	Frequency (MHz)	Reading (dBuV)	Factor (dB/m)	Level (dBuV/m)	Limit (dBuV/m)	Margin (dB)	Detector
1	5725.000	16.24	38.16	54.40	74.00	-19.60	peak
2 *	5725.000	4.77	38.16	42.93	54.00	-11.07	AVG

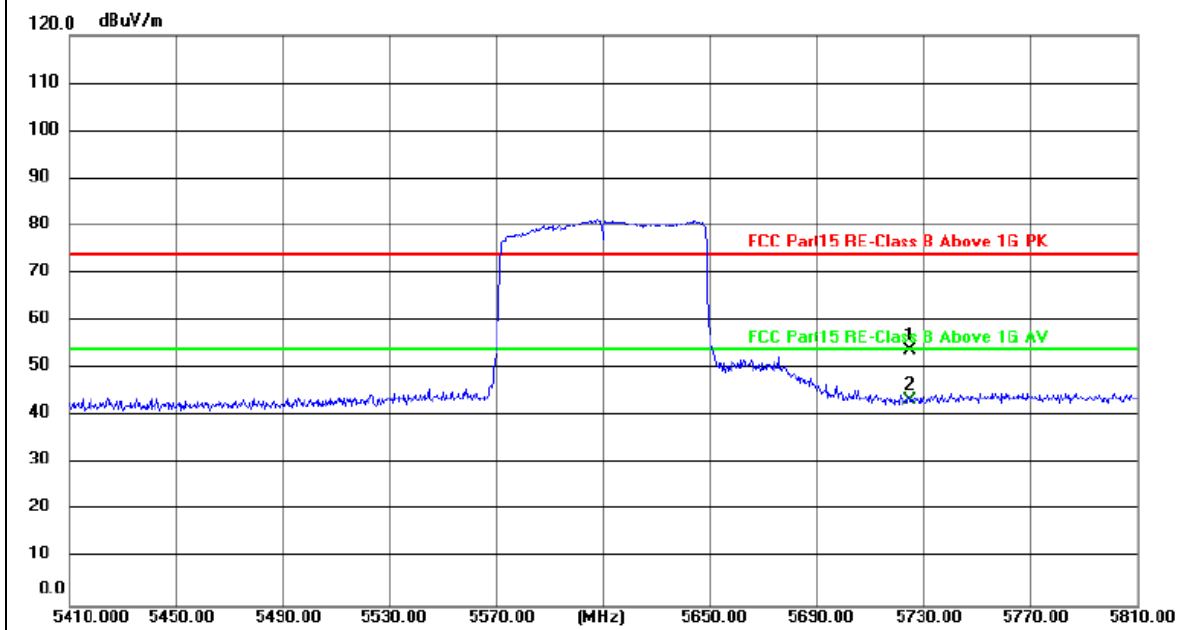
Remarks:

- 1. Factor (dB/m) = Antenna Factor (dB/m)+Cable Factor (dB)-Pre-amplifier Factor
- 2. Margin value = Level -Limit value





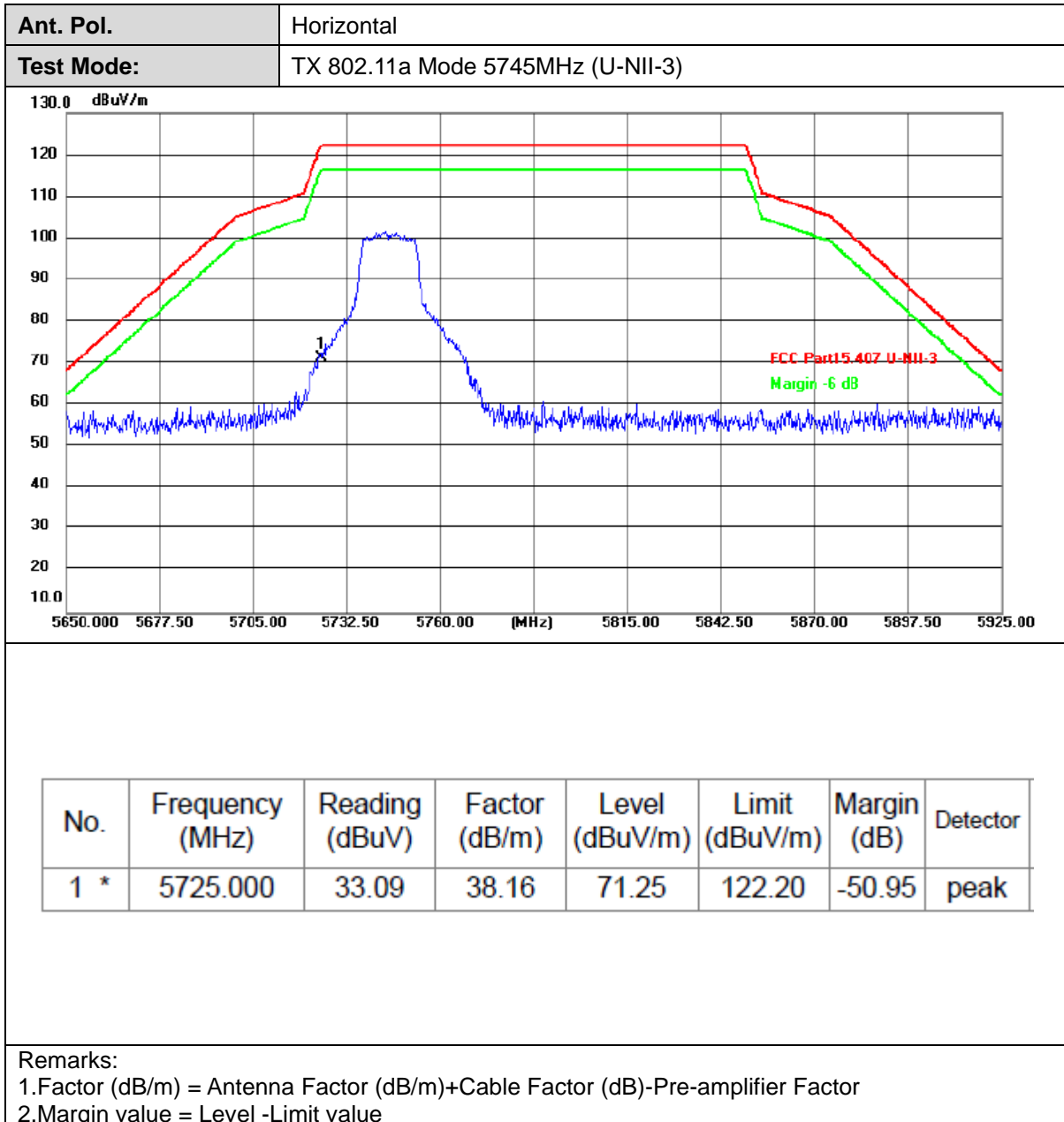
Ant. Pol.	Vertical
Test Mode:	TX 802.11ac(VHT80) Mode 5610MHz (U-NII-2C)



No.	Frequency (MHz)	Reading (dBuV)	Factor (dB/m)	Level (dBuV/m)	Limit (dBuV/m)	Margin (dB)	Detector
1	5725.000	15.54	38.16	53.70	74.00	-20.30	peak
2 *	5725.000	5.09	38.16	43.25	54.00	-10.75	AVG

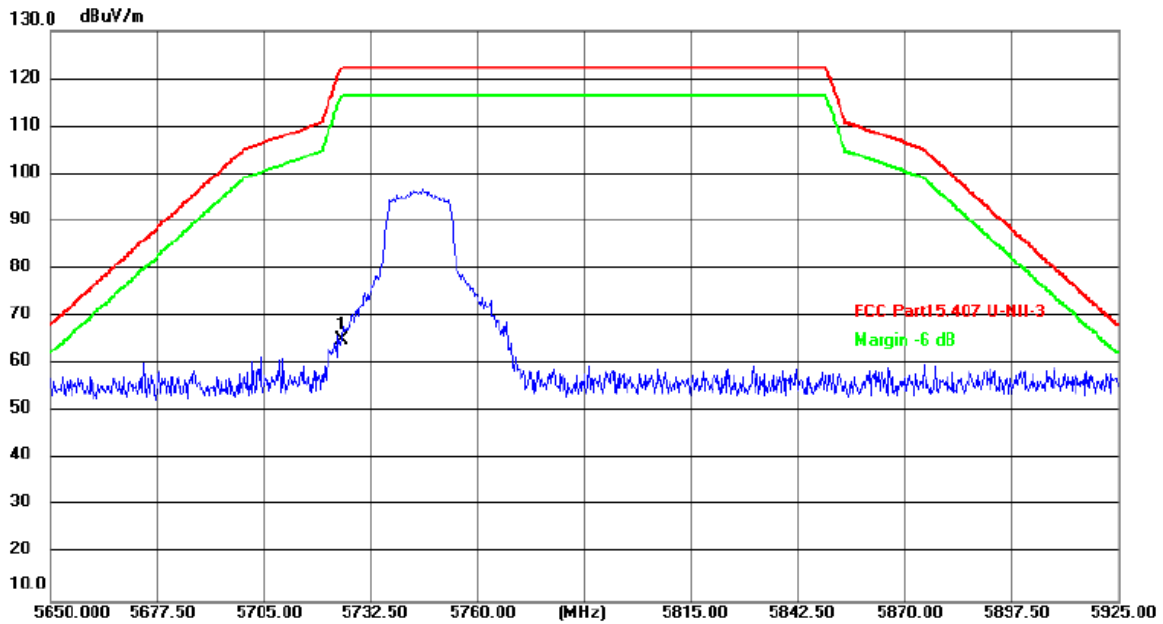
Remarks:

1. Factor (dB/m) = Antenna Factor (dB/m)+Cable Factor (dB)-Pre-amplifier Factor
2. Margin value = Level -Limit value





Ant. Pol.	Vertical
Test Mode:	TX 802.11a Mode 5745MHz (U-NII-3)



No.	Frequency (MHz)	Reading (dBuV)	Factor (dB/m)	Level (dBuV/m)	Limit (dBuV/m)	Margin (dB)	Detector
1 *	5725.000	26.81	38.16	64.97	122.20	-57.23	peak

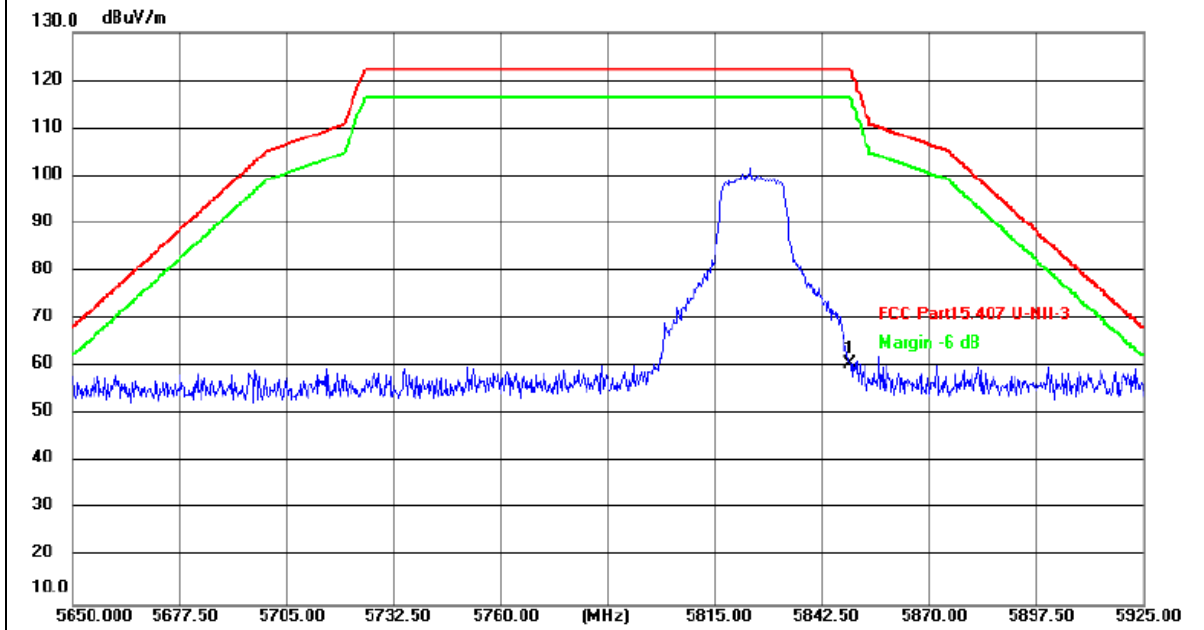
Remarks:

- 1. Factor (dB/m) = Antenna Factor (dB/m)+Cable Factor (dB)-Pre-amplifier Factor
- 2. Margin value = Level -Limit value





Ant. Pol.	Horizontal
Test Mode:	TX 802.11a Mode 5825MHz (U-NII-3)



No.	Frequency (MHz)	Reading (dBuV)	Factor (dB/m)	Level (dBuV/m)	Limit (dBuV/m)	Margin (dB)	Detector
1 *	5850.000	22.20	38.44	60.64	122.20	-61.56	peak

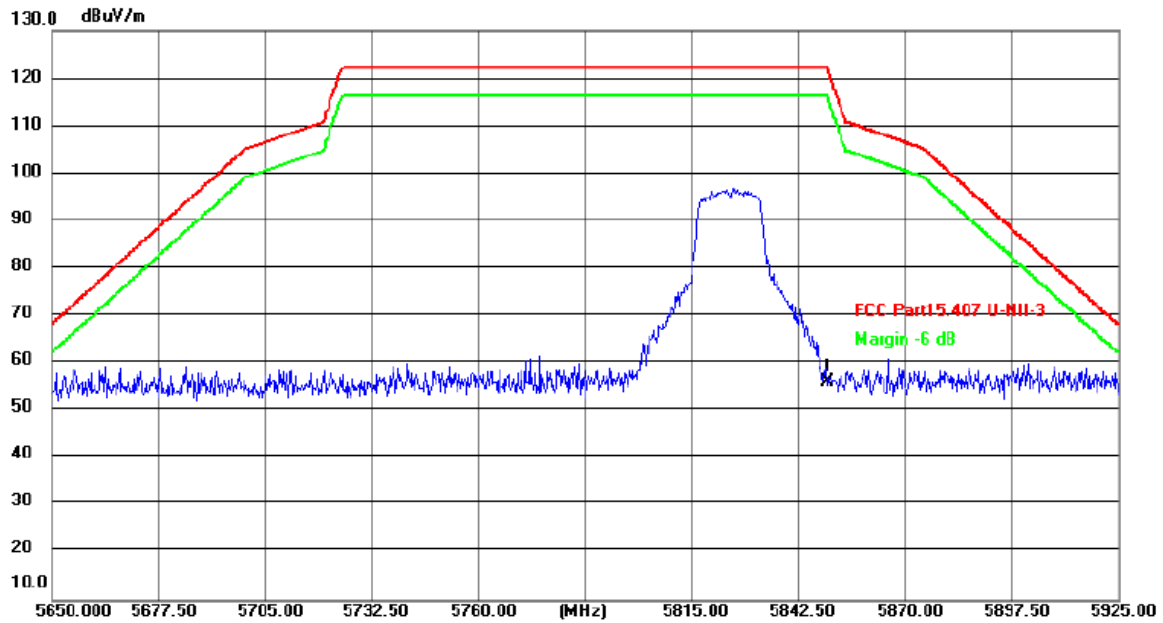
Remarks:

- 1. Factor (dB/m) = Antenna Factor (dB/m)+Cable Factor (dB)-Pre-amplifier Factor
- 2. Margin value = Level -Limit value





Ant. Pol.	Vertical
Test Mode:	TX 802.11a Mode 5825MHz (U-NII-3)



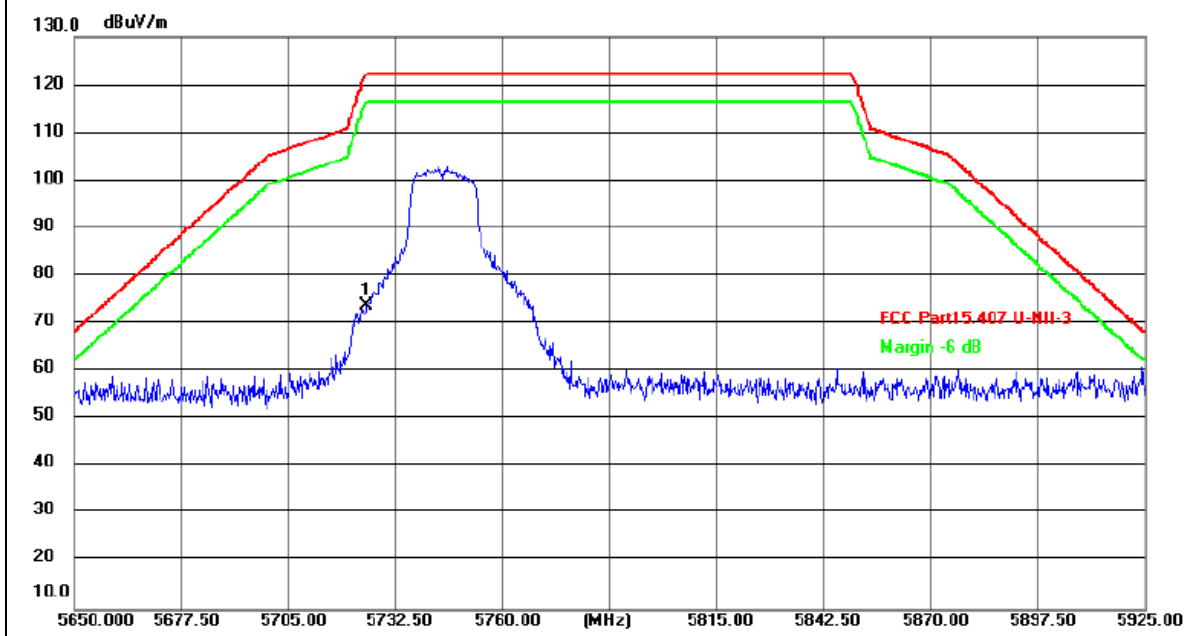
No.	Frequency (MHz)	Reading (dBuV)	Factor (dB/m)	Level (dBuV/m)	Limit (dBuV/m)	Margin (dB)	Detector
1 *	5850.000	17.49	38.44	55.93	122.20	-66.27	peak

Remarks:

- Factor (dB/m) = Antenna Factor (dB/m)+Cable Factor (dB)-Pre-amplifier Factor
- Margin value = Level -Limit value



Ant. Pol.	Horizontal
Test Mode:	TX 802.11n(HT20) Mode 5745MHz (U-NII-3)



No.	Frequency (MHz)	Reading (dBuV)	Factor (dB/m)	Level (dBuV/m)	Limit (dBuV/m)	Margin (dB)	Detector
1 *	5725.000	35.72	38.16	73.88	122.20	-48.32	peak

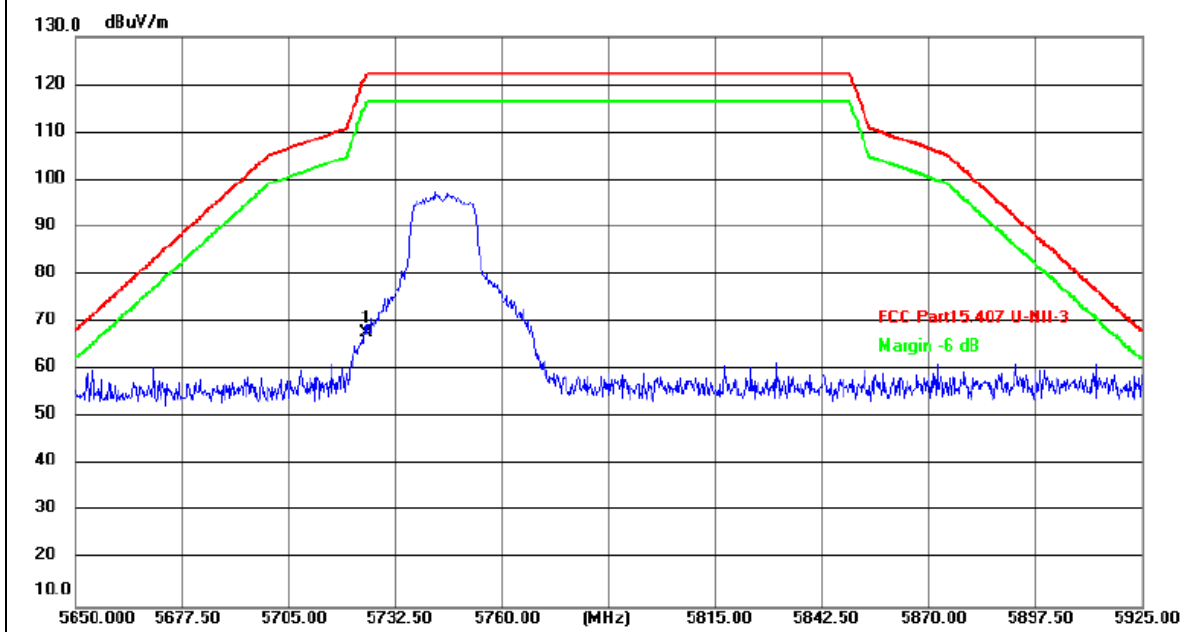
Remarks:

- Factor (dB/m) = Antenna Factor (dB/m)+Cable Factor (dB)-Pre-amplifier Factor
- Margin value = Level -Limit value





Ant. Pol.	Vertical
Test Mode:	TX 802.11n(HT20) Mode 5745MHz (U-NII-3)



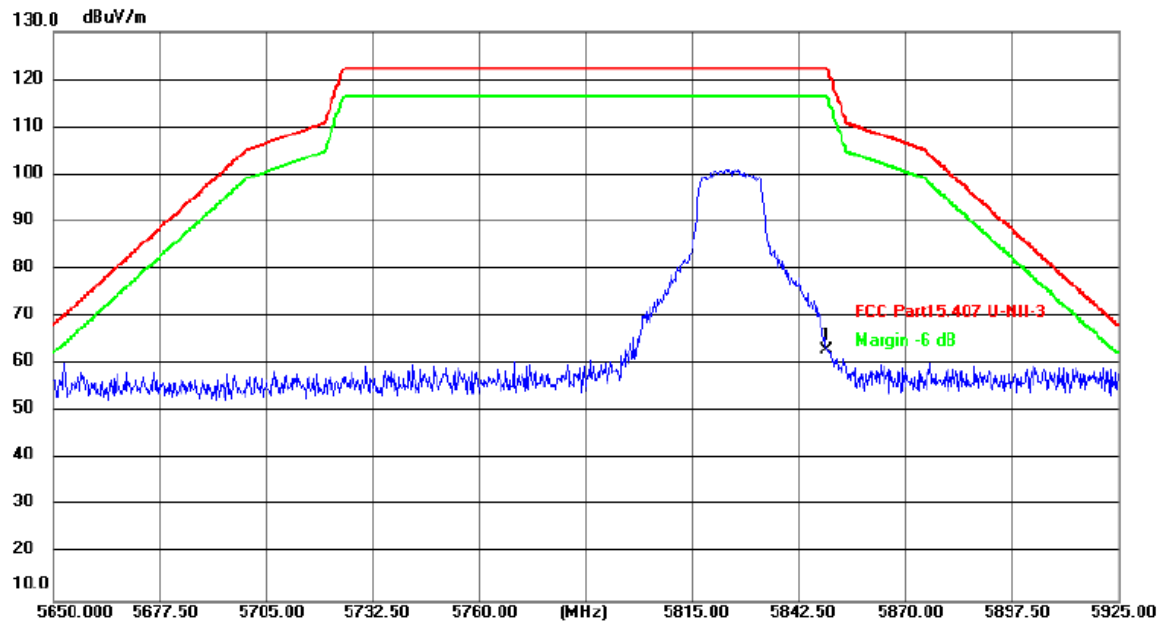
No.	Frequency (MHz)	Reading (dBuV)	Factor (dB/m)	Level (dBuV/m)	Limit (dBuV/m)	Margin (dB)	Detector
1 *	5725.000	29.56	38.16	67.72	122.20	-54.48	peak

Remarks:

- 1.Factor (dB/m) = Antenna Factor (dB/m)+Cable Factor (dB)-Pre-amplifier Factor
- 2.Margin value = Level -Limit value



Ant. Pol.	Horizontal
Test Mode:	TX 802.11n(HT20) Mode 5825MHz (U-NII-3)



No.	Frequency (MHz)	Reading (dBuV)	Factor (dB/m)	Level (dBuV/m)	Limit (dBuV/m)	Margin (dB)	Detector
1 *	5850.000	24.48	38.44	62.92	122.20	-59.28	peak

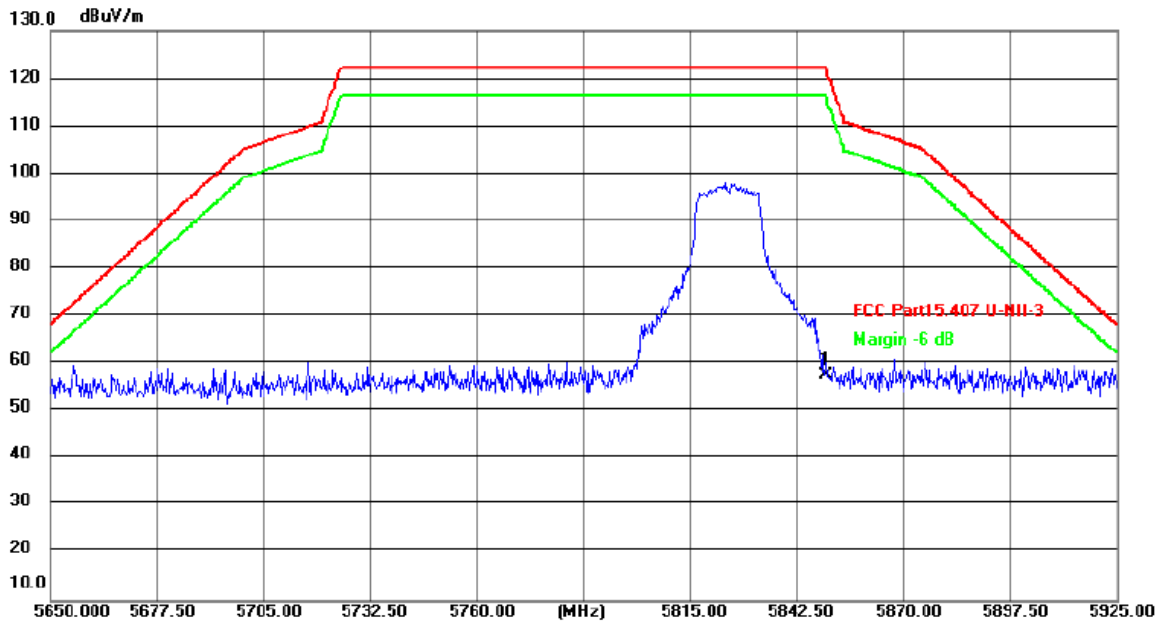
Remarks:

- Factor (dB/m) = Antenna Factor (dB/m)+Cable Factor (dB)-Pre-amplifier Factor
- Margin value = Level -Limit value





Ant. Pol.	Vertical
Test Mode:	TX 802.11n(HT20) Mode 5825MHz (U-NII-3)



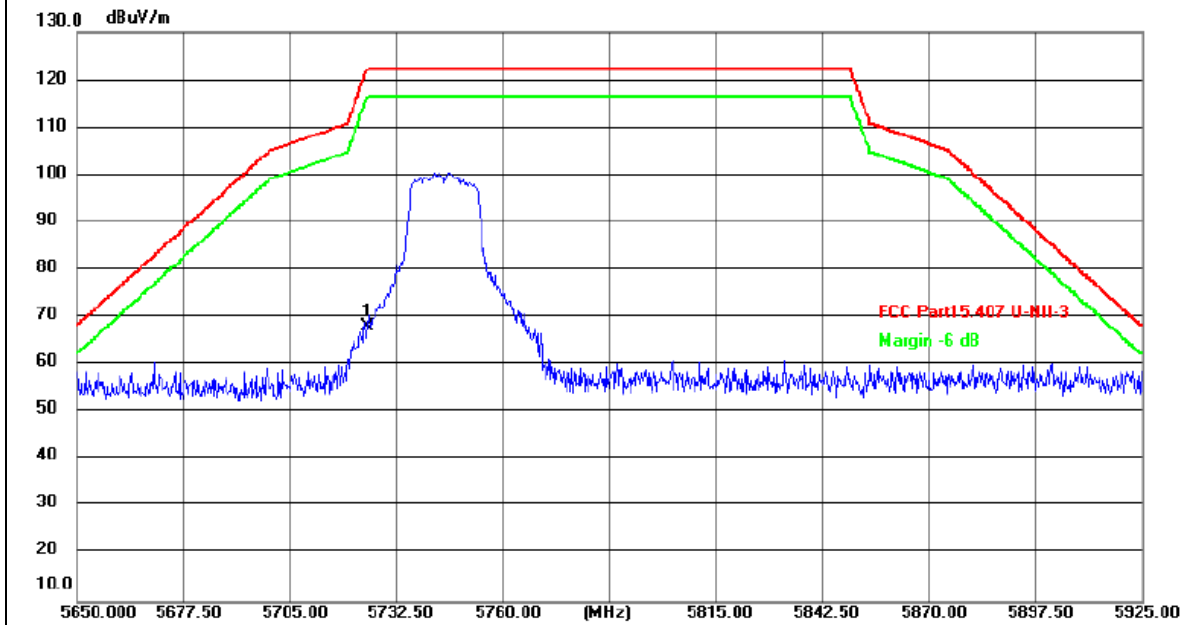
No.	Frequency (MHz)	Reading (dBuV)	Factor (dB/m)	Level (dBuV/m)	Limit (dBuV/m)	Margin (dB)	Detector
1 *	5850.000	19.19	38.44	57.63	122.20	-64.57	peak

Remarks:

- Factor (dB/m) = Antenna Factor (dB/m)+Cable Factor (dB)-Pre-amplifier Factor
- Margin value = Level -Limit value



Ant. Pol.	Horizontal
Test Mode:	TX 802.11ac(VHT20) Mode 5745MHz (U-NII-3)



No.	Frequency (MHz)	Reading (dBuV)	Factor (dB/m)	Level (dBuV/m)	Limit (dBuV/m)	Margin (dB)	Detector
1 *	5725.000	29.88	38.16	68.04	122.20	-54.16	peak

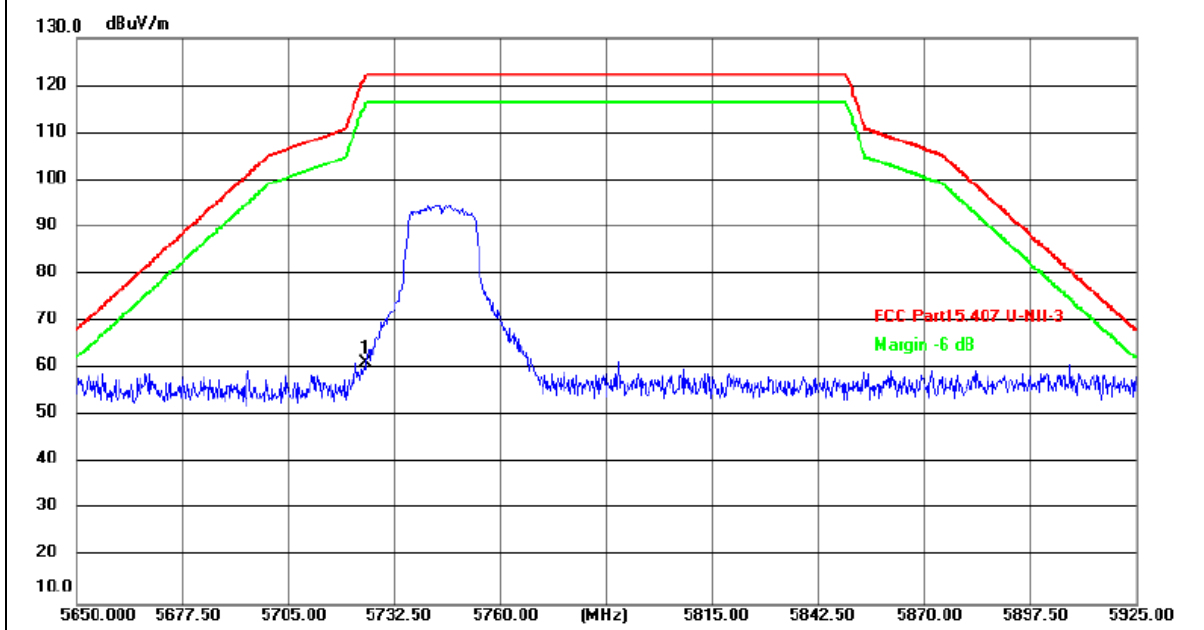
Remarks:

- 1. Factor (dB/m) = Antenna Factor (dB/m)+Cable Factor (dB)-Pre-amplifier Factor
- 2. Margin value = Level -Limit value





Ant. Pol.	Vertical
Test Mode:	TX 802.11ac(VHT20) Mode 5745MHz (U-NII-3)



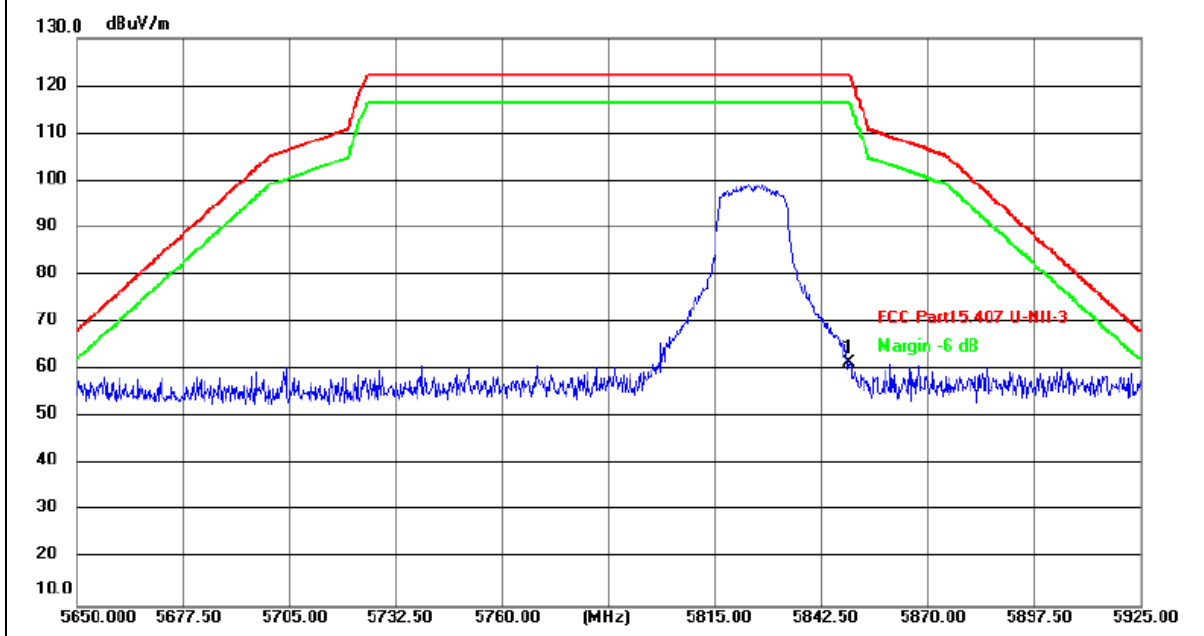
No.	Frequency (MHz)	Reading (dBuV)	Factor (dB/m)	Level (dBuV/m)	Limit (dBuV/m)	Margin (dB)	Detector
1 *	5725.000	22.94	38.16	61.10	122.20	-61.10	peak

Remarks:

- Factor (dB/m) = Antenna Factor (dB/m)+Cable Factor (dB)-Pre-amplifier Factor
- Margin value = Level -Limit value



Ant. Pol.	Horizontal
Test Mode:	TX 802.11ac(VHT20) Mode 5825MHz (U-NII-3)



No.	Frequency (MHz)	Reading (dBuV)	Factor (dB/m)	Level (dBuV/m)	Limit (dBuV/m)	Margin (dB)	Detector
1 *	5850.000	23.12	38.44	61.56	122.20	-60.64	peak

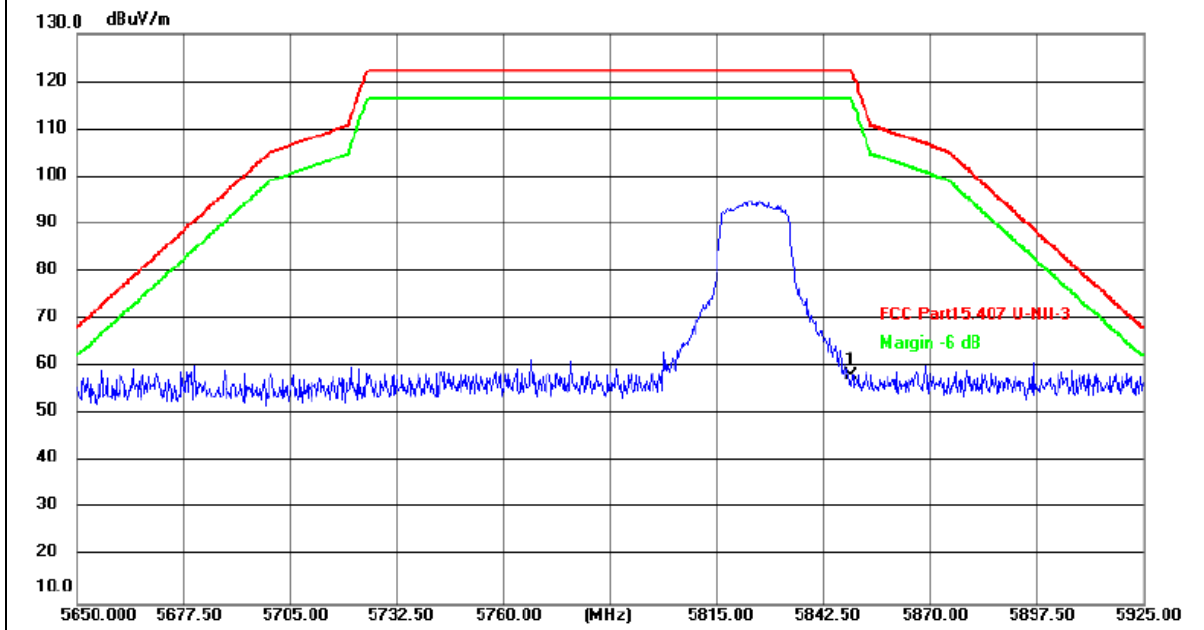
Remarks:

- Factor (dB/m) = Antenna Factor (dB/m)+Cable Factor (dB)-Pre-amplifier Factor
- Margin value = Level -Limit value





Ant. Pol.	Vertical
Test Mode:	TX 802.11ac(VHT20) Mode 5825MHz (U-NII-3)



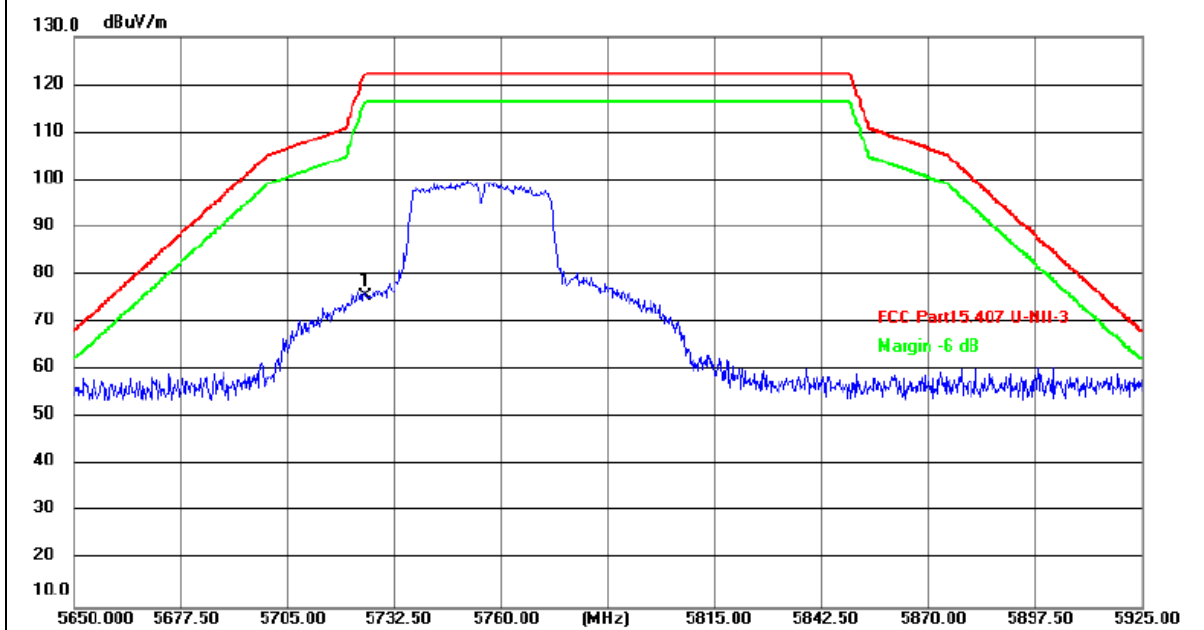
No.	Frequency (MHz)	Reading (dBuV)	Factor (dB/m)	Level (dBuV/m)	Limit (dBuV/m)	Margin (dB)	Detector
1 *	5850.000	19.62	38.44	58.06	122.20	-64.14	peak

Remarks:
 1. Factor (dB/m) = Antenna Factor (dB/m)+Cable Factor (dB)-Pre-amplifier Factor
 2. Margin value = Level -Limit value





Ant. Pol.	Horizontal
Test Mode:	TX 802.11n(HT40) Mode 5755MHz (U-NII-3)



No.	Frequency (MHz)	Reading (dBuV)	Factor (dB/m)	Level (dBuV/m)	Limit (dBuV/m)	Margin (dB)	Detector
1 *	5725.000	37.39	38.16	75.55	122.20	-46.65	peak

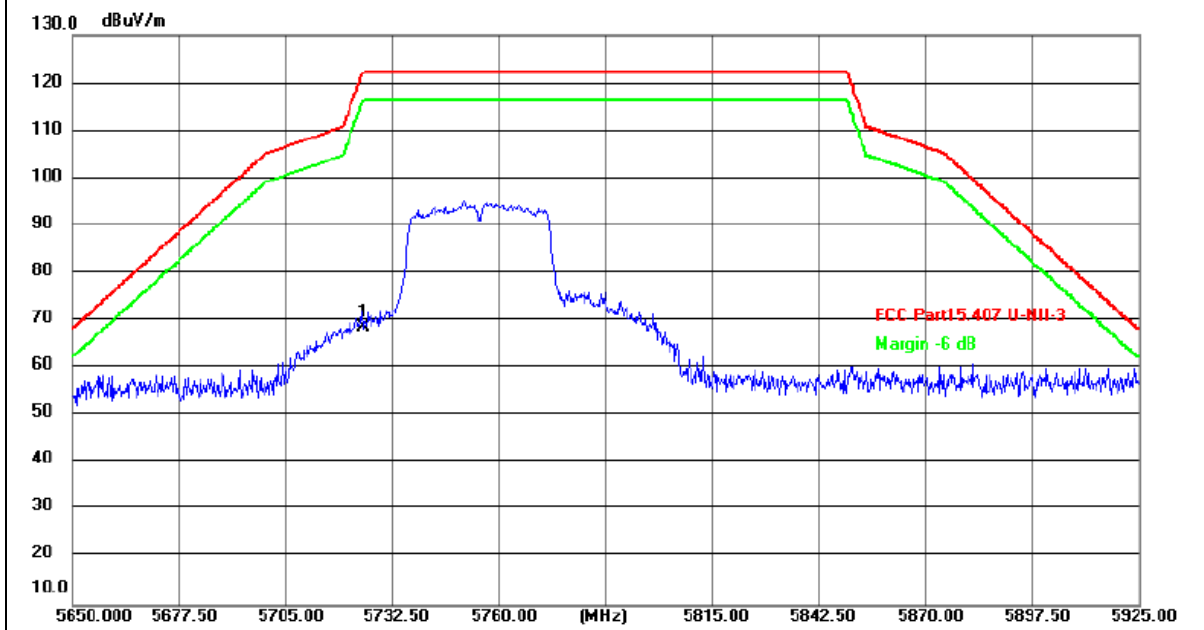
Remarks:

- Factor (dB/m) = Antenna Factor (dB/m)+Cable Factor (dB)-Pre-amplifier Factor
- Margin value = Level -Limit value





Ant. Pol.	Vertical
Test Mode:	TX 802.11n(HT40) Mode 5755MHz (U-NII-3)



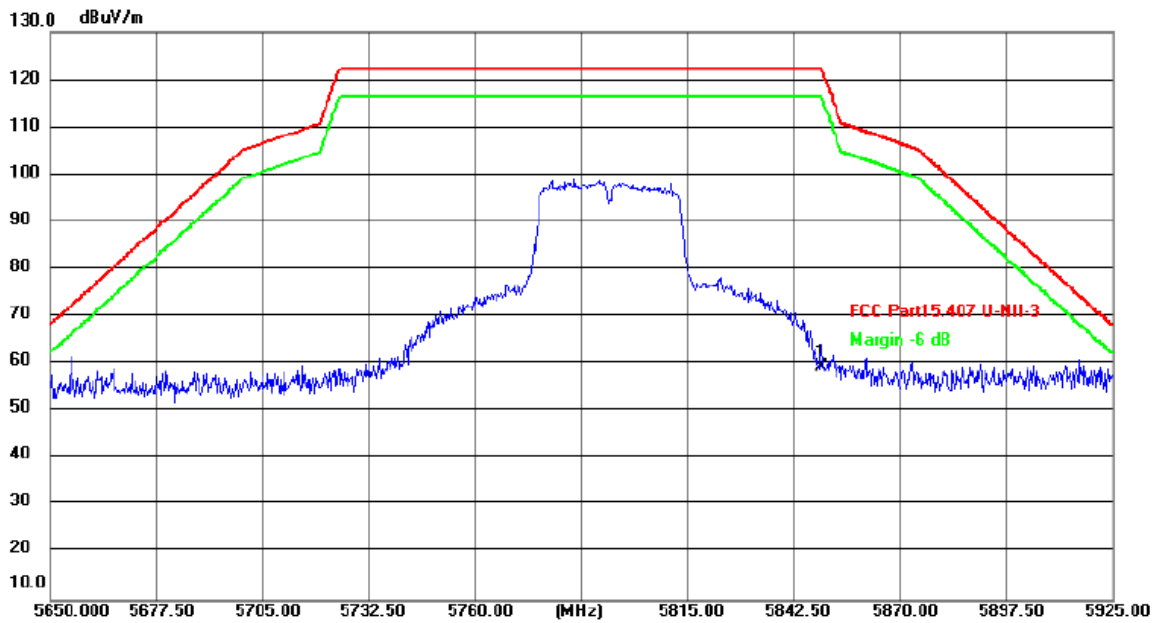
No.	Frequency (MHz)	Reading (dBuV)	Factor (dB/m)	Level (dBuV/m)	Limit (dBuV/m)	Margin (dB)	Detector
1 *	5725.000	30.49	38.16	68.65	122.20	-53.55	peak

Remarks:

- Factor (dB/m) = Antenna Factor (dB/m)+Cable Factor (dB)-Pre-amplifier Factor
- Margin value = Level -Limit value



Ant. Pol.	Horizontal
Test Mode:	TX 802.11n(HT40) Mode 5795MHz (U-NII-3)



No.	Frequency (MHz)	Reading (dBuV)	Factor (dB/m)	Level (dBuV/m)	Limit (dBuV/m)	Margin (dB)	Detector
1 *	5850.000	20.76	38.44	59.20	122.20	-63.00	peak

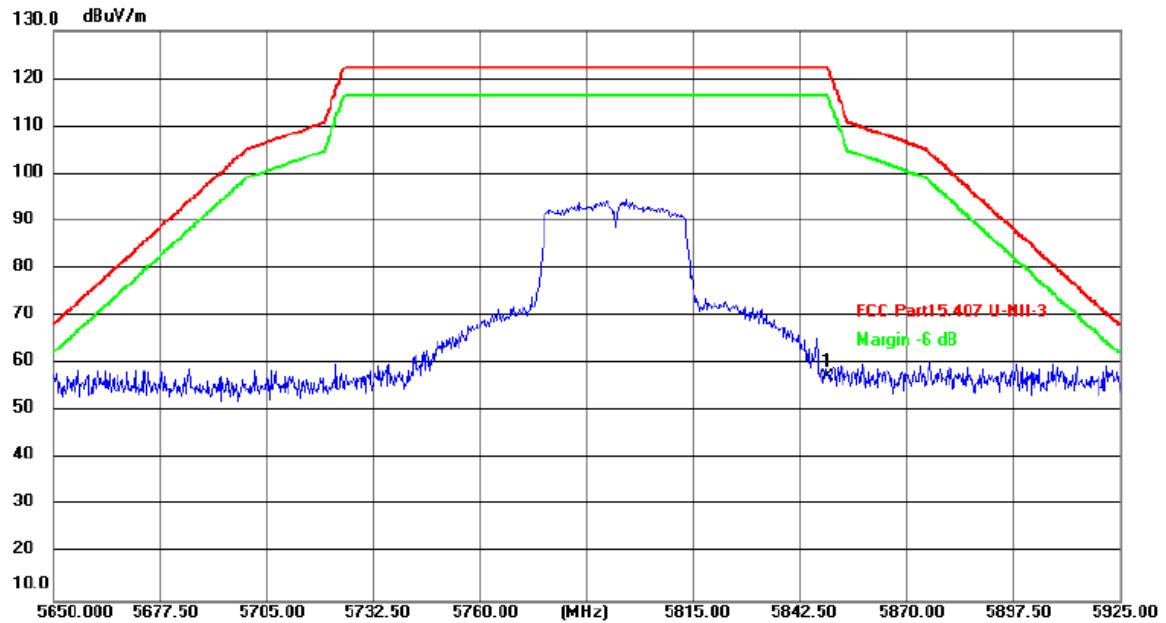
Remarks:

- Factor (dB/m) = Antenna Factor (dB/m)+Cable Factor (dB)-Pre-amplifier Factor
- Margin value = Level -Limit value





Ant. Pol.	Vertical
Test Mode:	TX 802.11n(HT40) Mode 5795MHz (U-NII-3)



No.	Frequency (MHz)	Reading (dBuV)	Factor (dB/m)	Level (dBuV/m)	Limit (dBuV/m)	Margin (dB)	Detector
1 *	5850.000	18.83	38.44	57.27	122.20	-64.93	peak

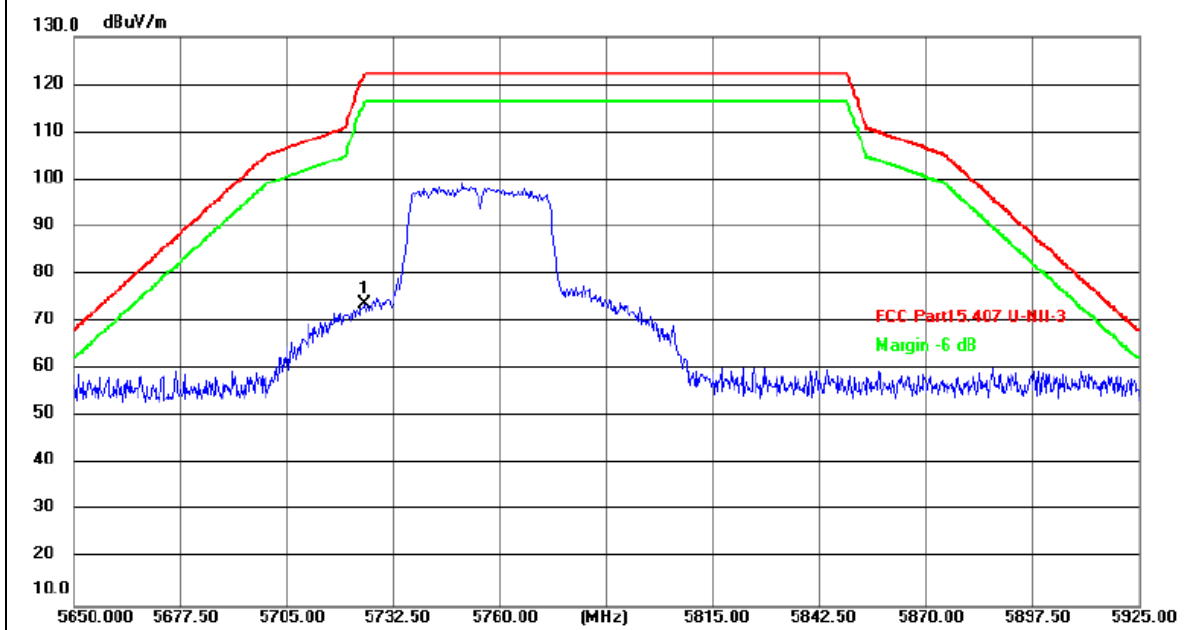
Remarks:

- Factor (dB/m) = Antenna Factor (dB/m)+Cable Factor (dB)-Pre-amplifier Factor
- Margin value = Level -Limit value





Ant. Pol.	Horizontal
Test Mode:	TX 802.11ac(VHT40) Mode 5755MHz (U-NII-3)



No.	Frequency (MHz)	Reading (dBuV)	Factor (dB/m)	Level (dBuV/m)	Limit (dBuV/m)	Margin (dB)	Detector
1 *	5725.000	35.73	38.16	73.89	122.20	-48.31	peak

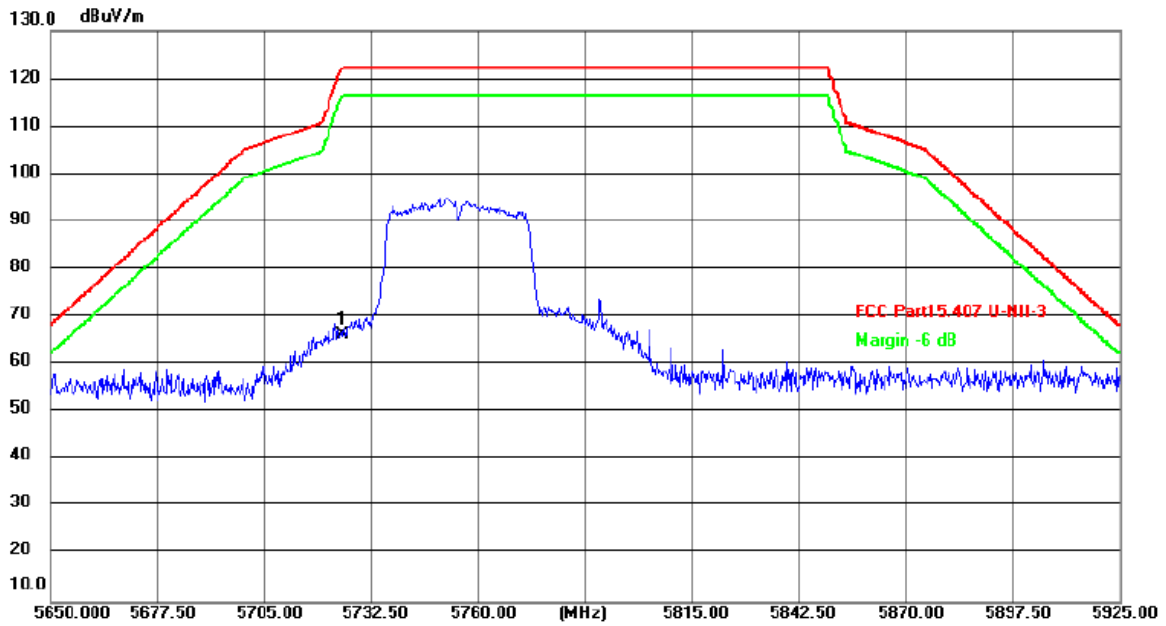
Remarks:

- Factor (dB/m) = Antenna Factor (dB/m)+Cable Factor (dB)-Pre-amplifier Factor
- Margin value = Level -Limit value





Ant. Pol.	Vertical
Test Mode:	TX 802.11ac(VHT40) Mode 5755MHz (U-NII-3)



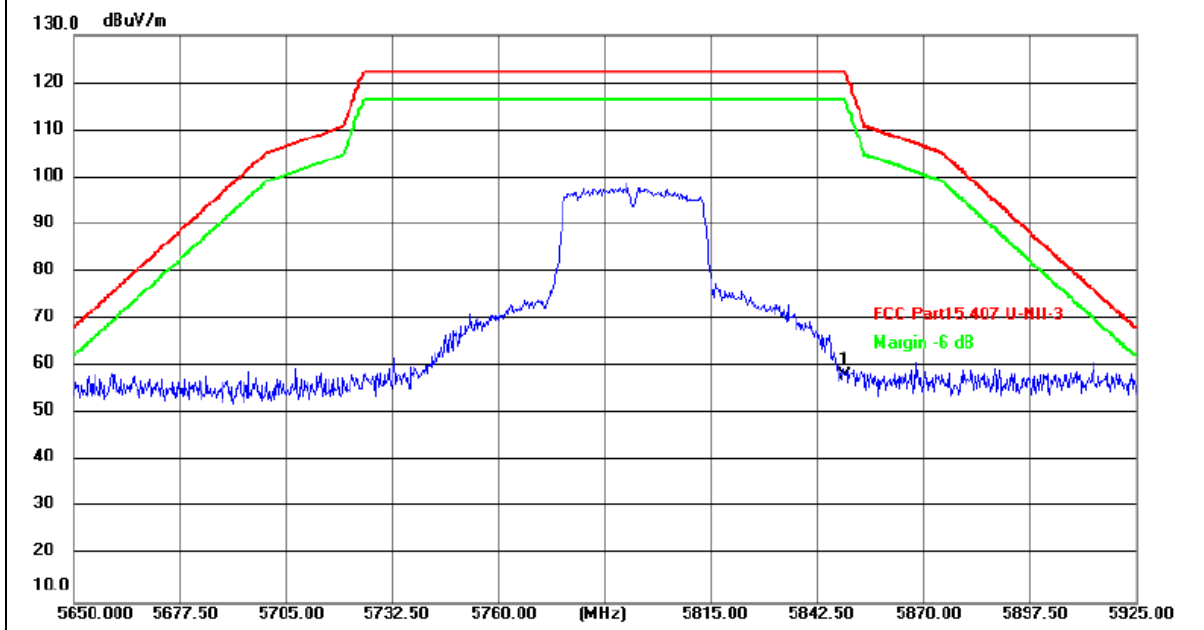
No.	Frequency (MHz)	Reading (dBuV)	Factor (dB/m)	Level (dBuV/m)	Limit (dBuV/m)	Margin (dB)	Detector
1 *	5725.000	28.00	38.16	66.16	122.20	-56.04	peak

Remarks:

- Factor (dB/m) = Antenna Factor (dB/m)+Cable Factor (dB)-Pre-amplifier Factor
- Margin value = Level -Limit value



Ant. Pol.	Horizontal
Test Mode:	TX 802.11ac(VHT40) Mode 5795MHz (U-NII-3)



No.	Frequency (MHz)	Reading (dBuV)	Factor (dB/m)	Level (dBuV/m)	Limit (dBuV/m)	Margin (dB)	Detector
1 *	5850.000	19.70	38.44	58.14	122.20	-64.06	peak

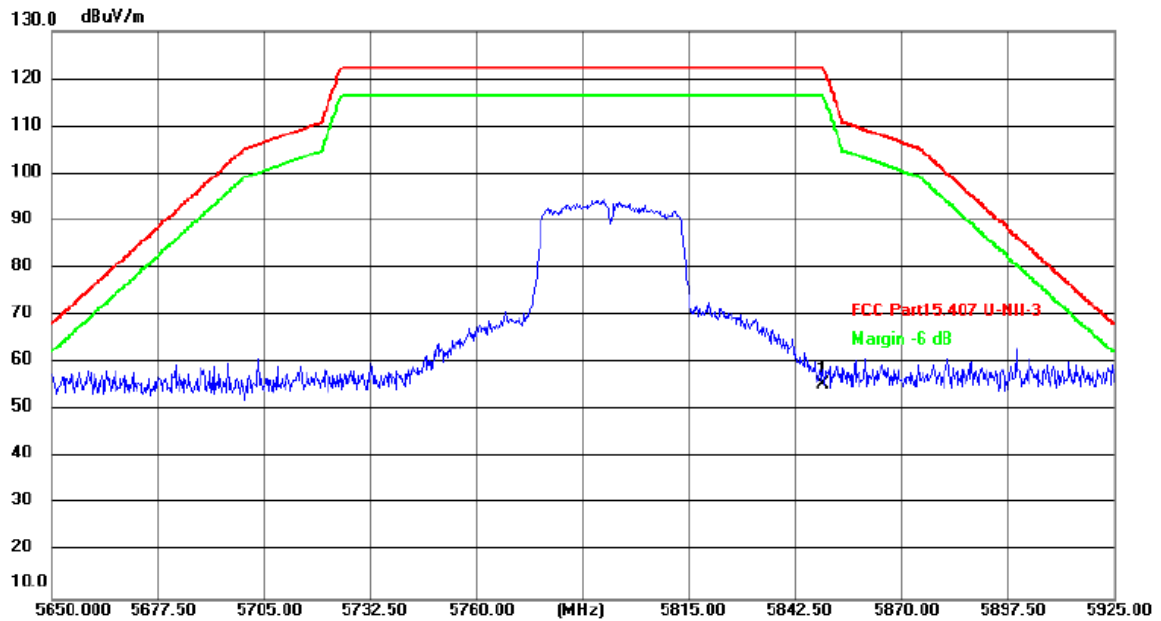
Remarks:

- 1.Factor (dB/m) = Antenna Factor (dB/m)+Cable Factor (dB)-Pre-amplifier Factor
- 2.Margin value = Level -Limit value





Ant. Pol.	Vertical
Test Mode:	TX 802.11ac(VHT40) Mode 5795MHz (U-NII-3)



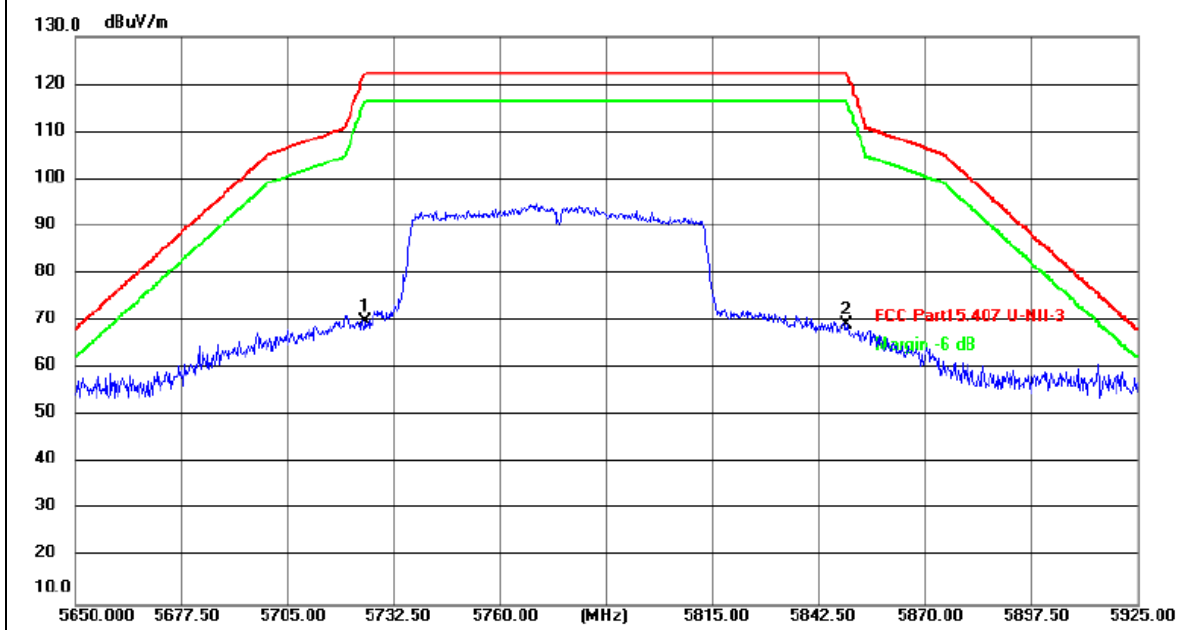
No.	Frequency (MHz)	Reading (dBuV)	Factor (dB/m)	Level (dBuV/m)	Limit (dBuV/m)	Margin (dB)	Detector
1 *	5850.000	17.05	38.44	55.49	122.20	-66.71	peak

Remarks:

1. Factor (dB/m) = Antenna Factor (dB/m)+Cable Factor (dB)-Pre-amplifier Factor
2. Margin value = Level -Limit value



Ant. Pol.	Horizontal
Test Mode:	TX 802.11ac(VHT80) Mode 5775MHz (U-NII-3)



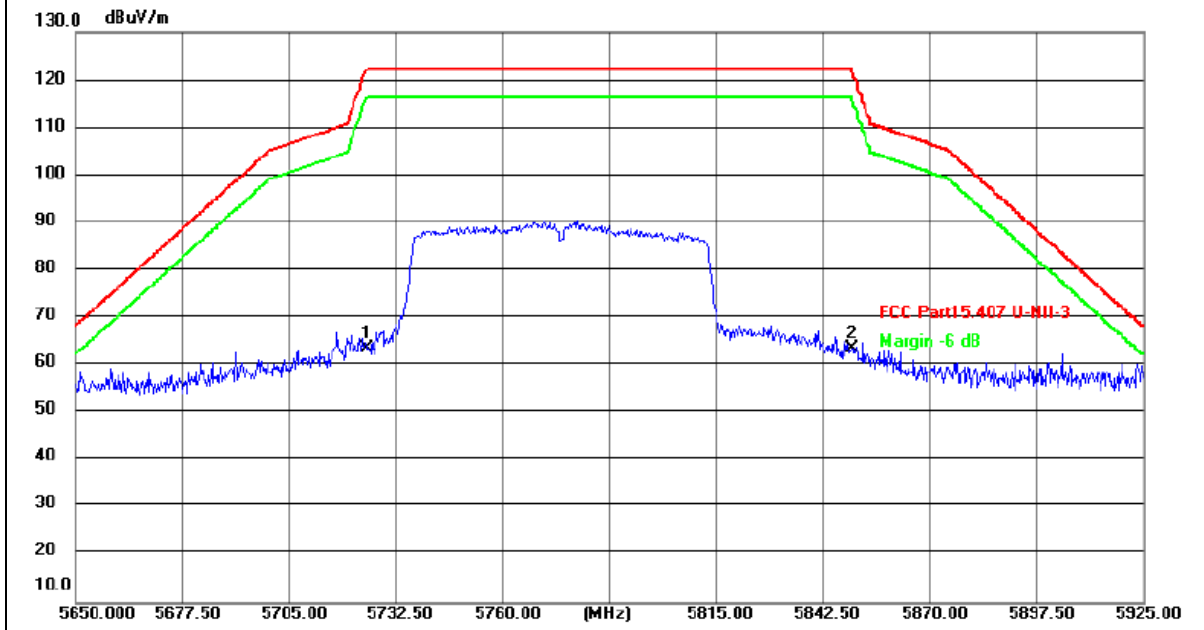
No.	Frequency (MHz)	Reading (dBuV)	Factor (dB/m)	Level (dBuV/m)	Limit (dBuV/m)	Margin (dB)	Detector
1 *	5725.000	31.63	38.16	69.79	122.20	-52.41	peak
2	5850.000	30.94	38.44	69.38	122.20	-52.82	peak

Remarks:

- 1.Factor (dB/m) = Antenna Factor (dB/m)+Cable Factor (dB)-Pre-amplifier Factor
- 2.Margin value = Level -Limit value



Ant. Pol.	Vertical
Test Mode:	TX 802.11ac(VHT80) Mode 5775MHz (U-NII-3)



No.	Frequency (MHz)	Reading (dBuV)	Factor (dB/m)	Level (dBuV/m)	Limit (dBuV/m)	Margin (dB)	Detector
1	5725.000	25.35	38.16	63.51	122.20	-58.69	peak
2 *	5850.000	25.21	38.44	63.65	122.20	-58.55	peak

Remarks:

- 1. Factor (dB/m) = Antenna Factor (dB/m)+Cable Factor (dB)-Pre-amplifier Factor
- 2. Margin value = Level -Limit value





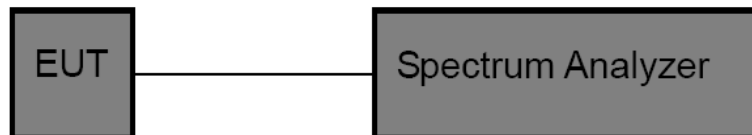
3.4. Bandwidth

Limit

FCC CFR Title 47 Part 15 Subpart E Section 15.407(a) & (e) / RSS-247 6.2.1.2 & 6.2.4.1

Test Item	Limit	Frequency Range (MHz)
26dB Bandwidth & 99% Bandwidth	N/A	5150~5250
		5250~5350
		5500~5700
6 dB Bandwidth	≥500 kHz	5725~5850

Test Configuration



Test Procedure

Please refer to KDB789033 D02 for the measurement methods.

The setting of the spectrum analyzer as below:

26dB Bandwidth Test	
Spectrum Parameters	Setting
Attenuation	Auto
Span	>26 dB Bandwidth
RBW	Approximately 1% of the emission bandwidth
VBW	>RBW
Detector	Peak
Trace	Max Hold
Sweep Time	Auto



6dB Bandwidth Test	
Spectrum Parameters	Setting
Attenuation	Auto
Span	>6 dB Bandwidth
RBW	100 kHz
VBW	$\geq 3 \cdot \text{RBW}$
Detector	Peak
Trace	Max Hold
Sweep Time	Auto
99% Occupied Bandwidth Test	
Spectrum Parameters	Setting
Attenuation	Auto
RBW	1% to 5% of the OBW
VBW	$\geq 3 \cdot \text{RBW}$
Detector	Peak
Trace	Max Hold

NOTE: The EUT was set to continuously transmitting in each mode and low, middle and high channel for the test.

Test Mode

Please refer to the clause 2.4.

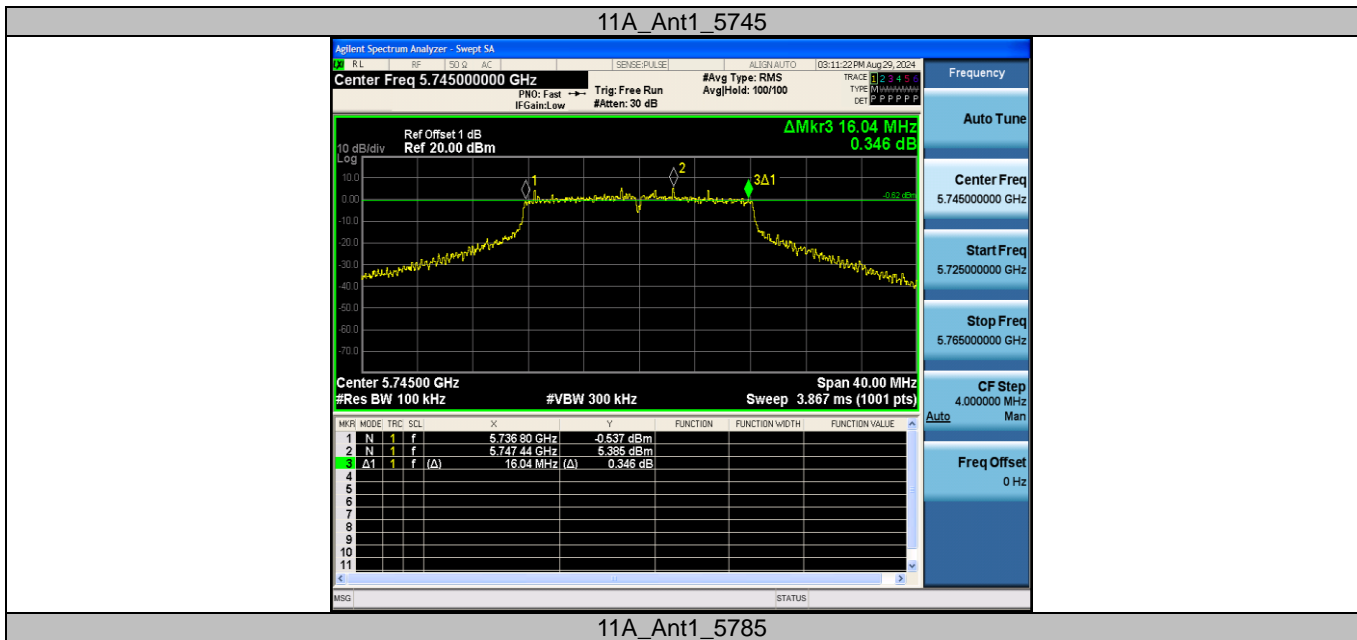


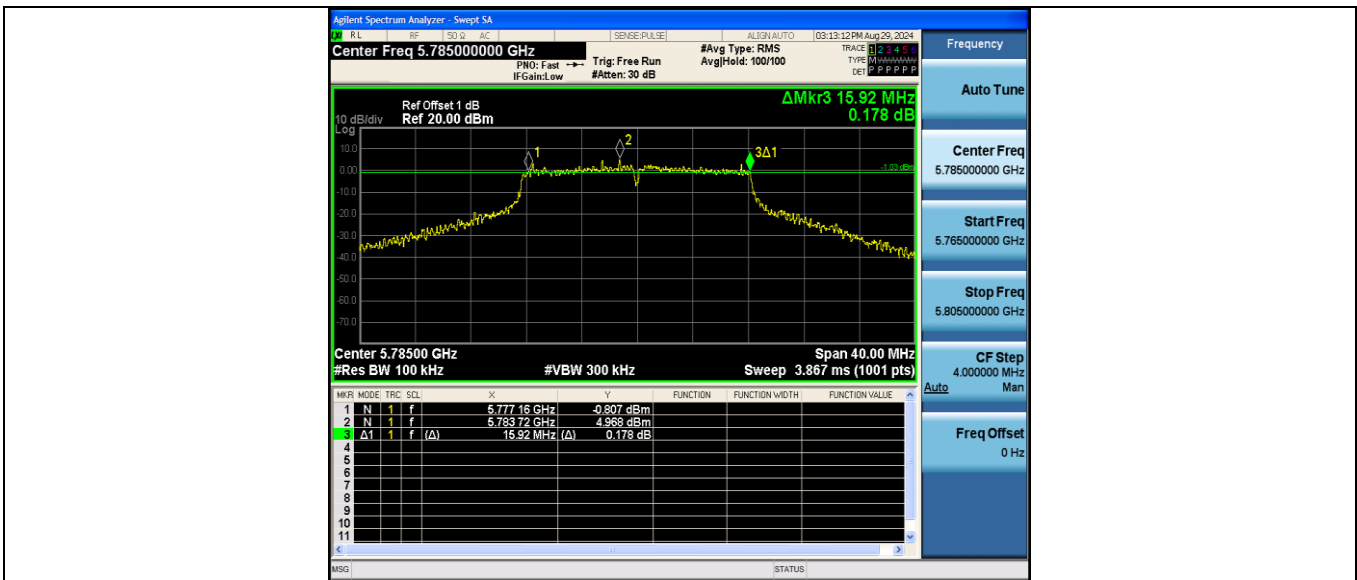
Test Result

6dB Bandwidth

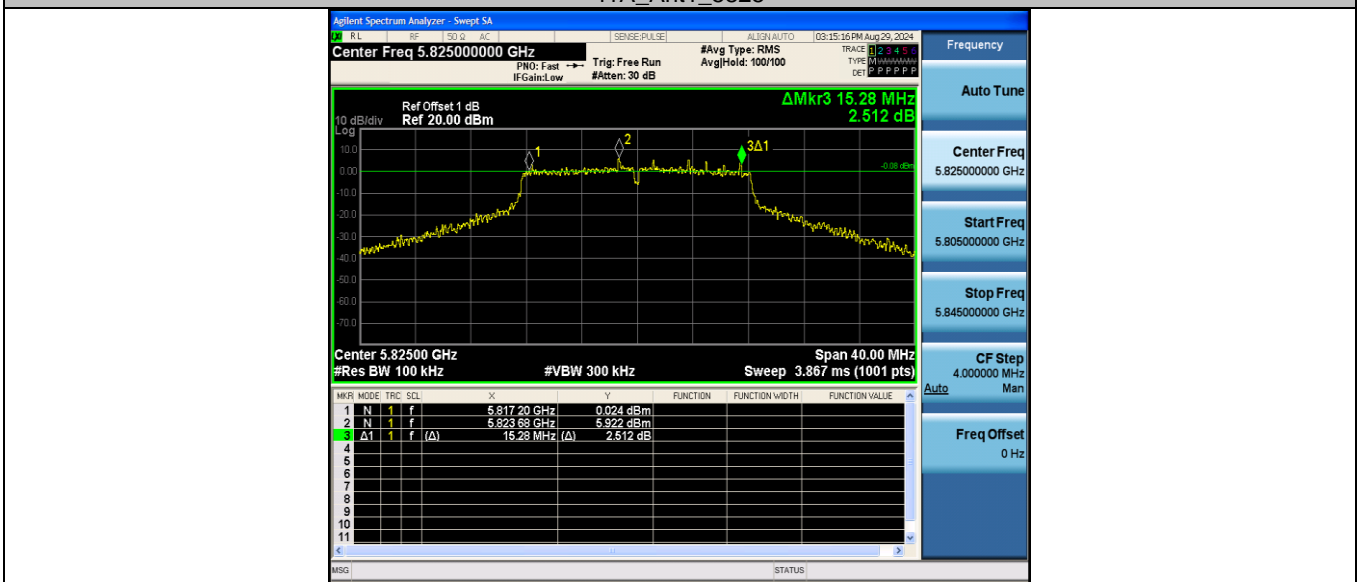
Test Mode	Antenna	Freq(MHz)	6dB EBW [MHz]	FL[MHz]	FH[MHz]	Limit[MHz]	Verdict
11A	Ant1	5745	16.040	5736.800	5752.840	0.5	PASS
		5785	15.920	5777.160	5793.080	0.5	PASS
		5825	15.280	5817.200	5832.480	0.5	PASS
11N20SISO	Ant1	5745	15.000	5737.520	5752.520	0.5	PASS
		5785	16.920	5776.560	5793.480	0.5	PASS
		5825	16.240	5817.200	5833.440	0.5	PASS
11N40SISO	Ant1	5755	35.760	5737.080	5772.840	0.5	PASS
		5795	36.000	5777.080	5813.080	0.5	PASS
11AC20SISO	Ant1	5745	16.880	5736.440	5753.320	0.5	PASS
		5785	16.280	5776.800	5793.080	0.5	PASS
		5825	16.080	5816.440	5832.520	0.5	PASS
11AC40SISO	Ant1	5755	35.600	5737.160	5772.760	0.5	PASS
		5795	35.120	5777.400	5812.520	0.5	PASS
11AC80SISO	Ant1	5775	75.200	5737.400	5812.600	0.5	PASS

Test Graphs

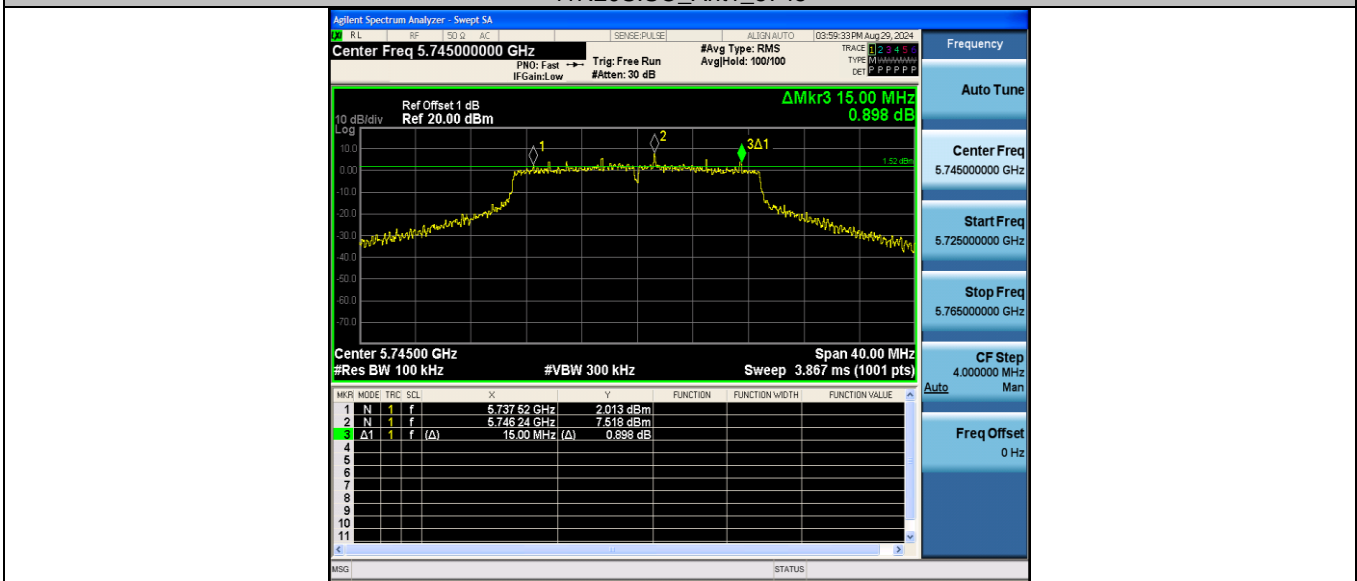




11A_Ant1_5825

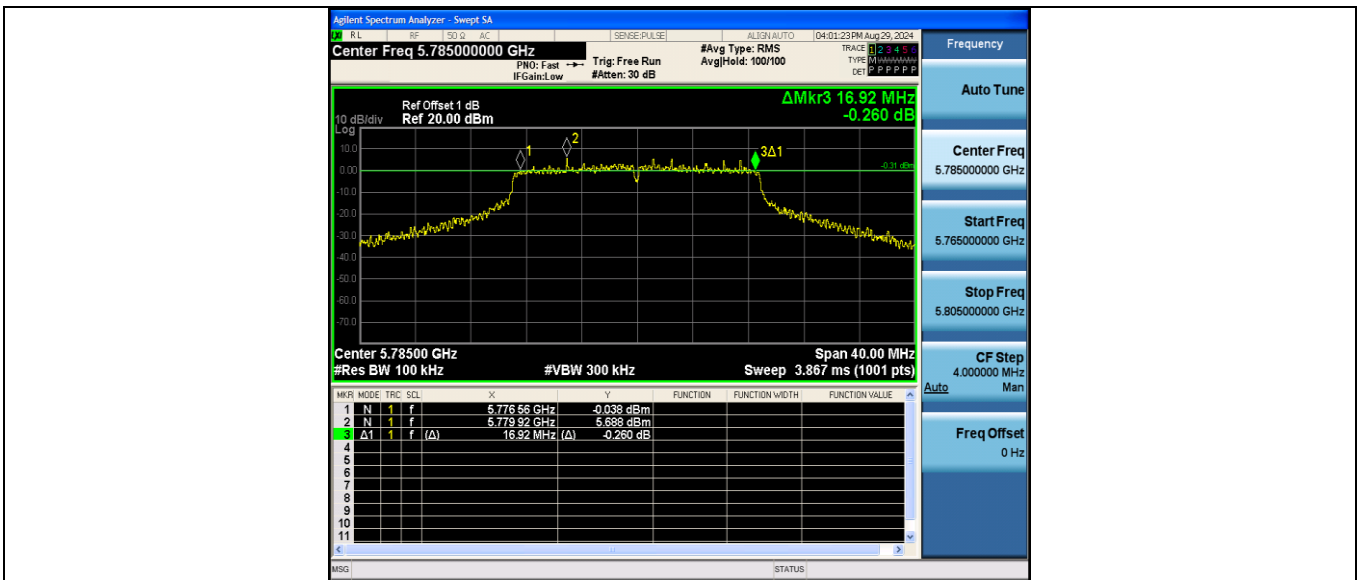


11N20SISO_Ant1_5745

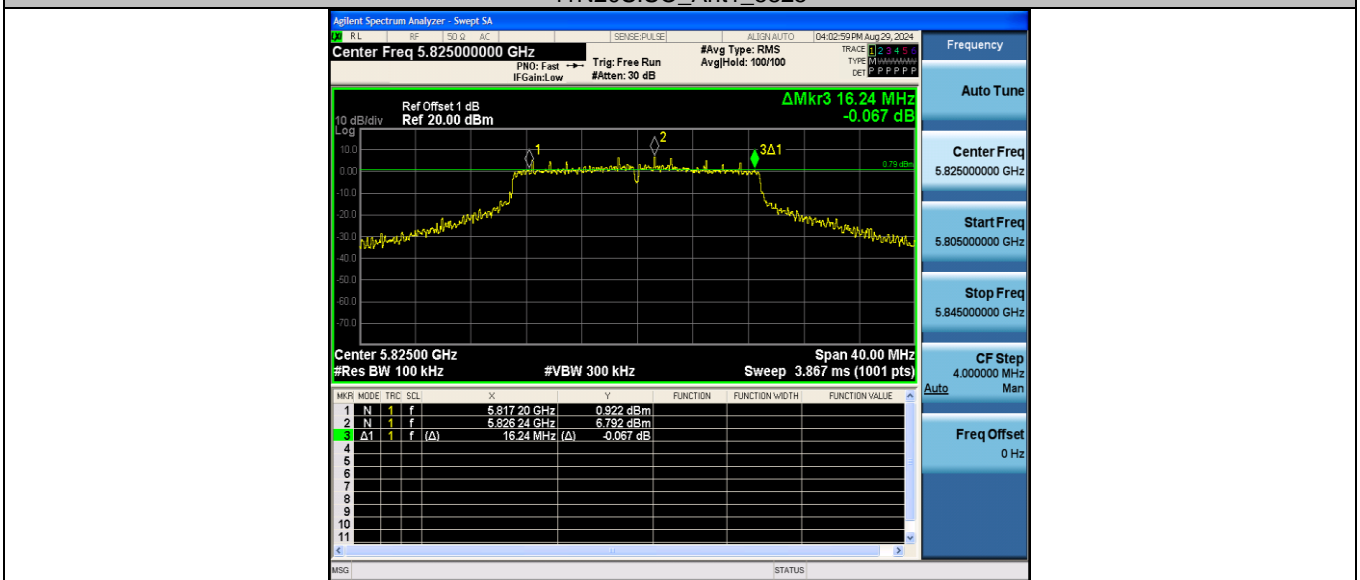


11N20SISO_Ant1_5785

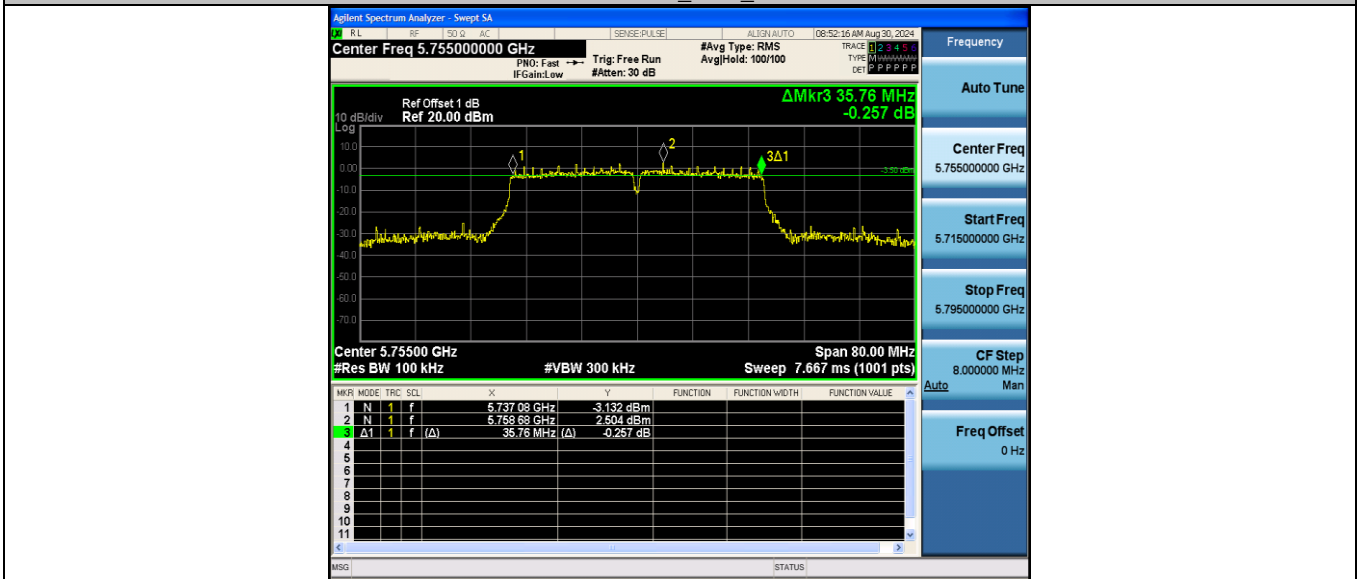




11N20SISO_Ant1_5825

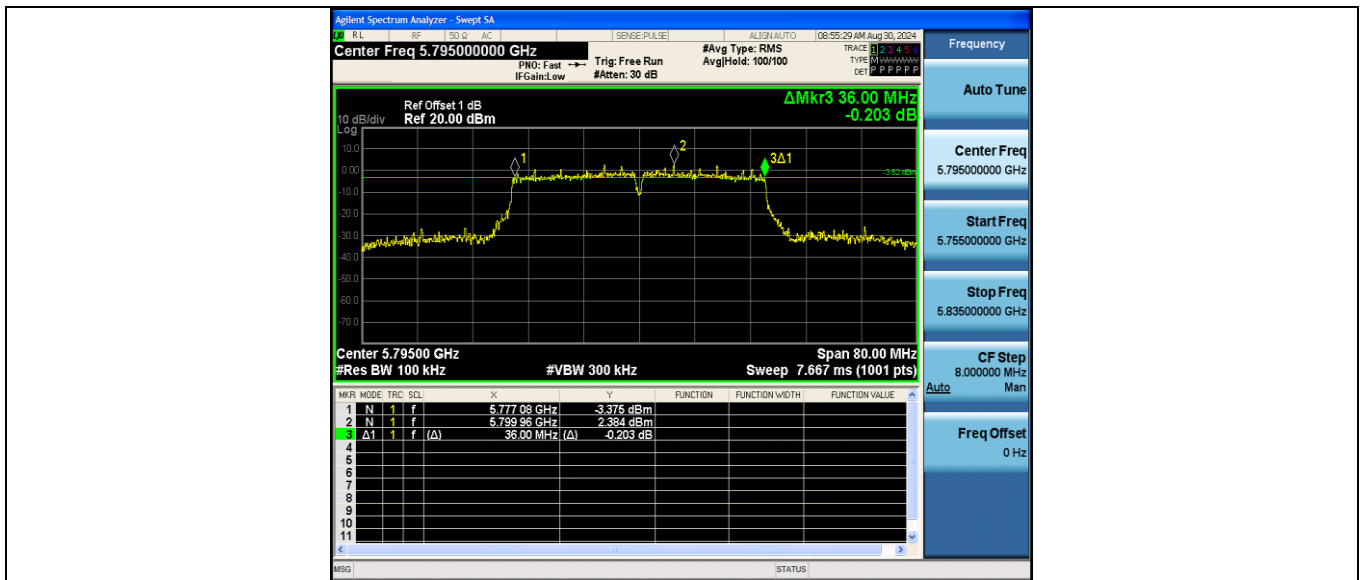


11N40SISO_Ant1_5755

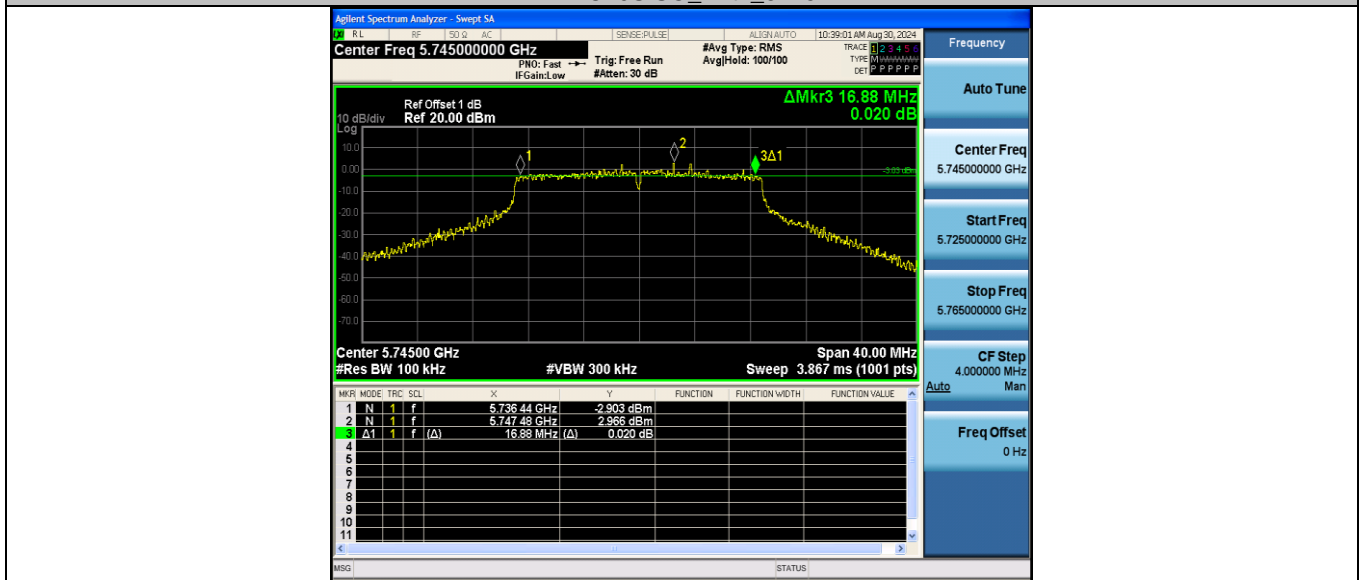


11N40SISO_Ant1_5795





11AC20SISO_Ant1_5745

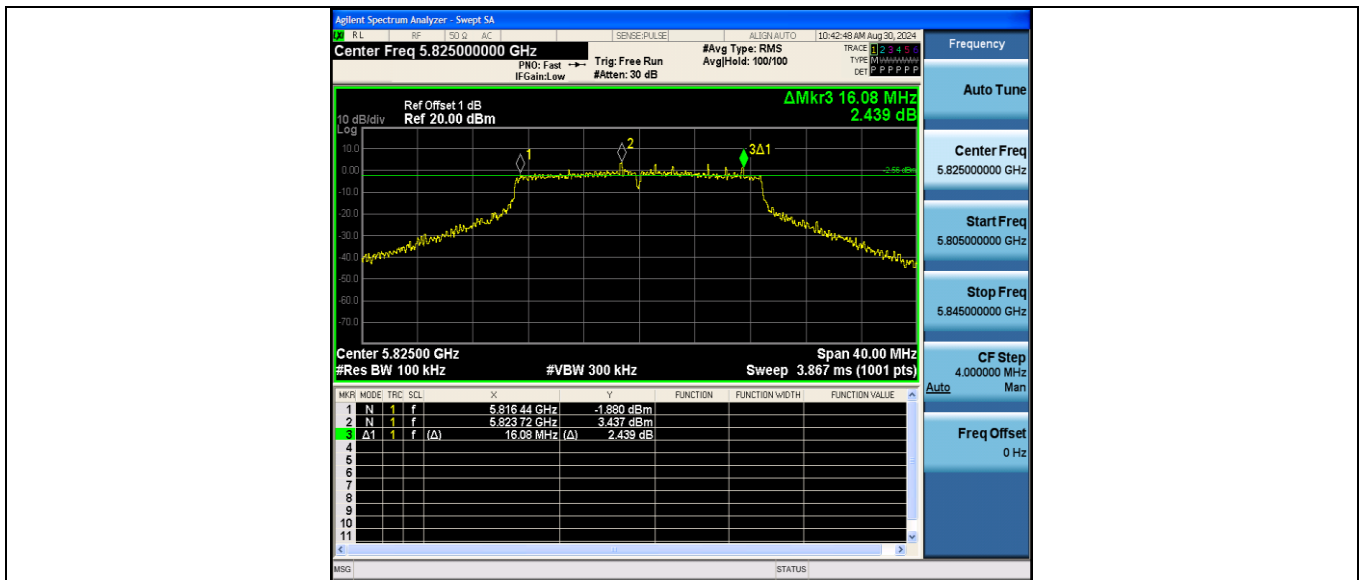


11AC20SISO_Ant1_5785

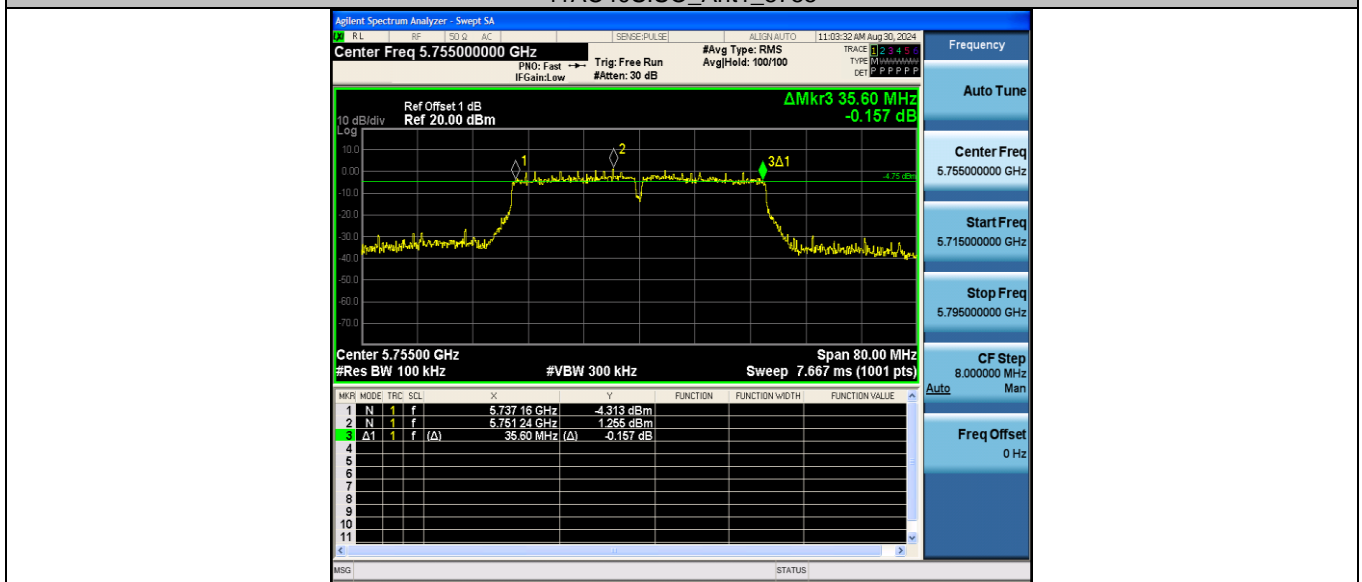


11AC20SISO_Ant1_5825

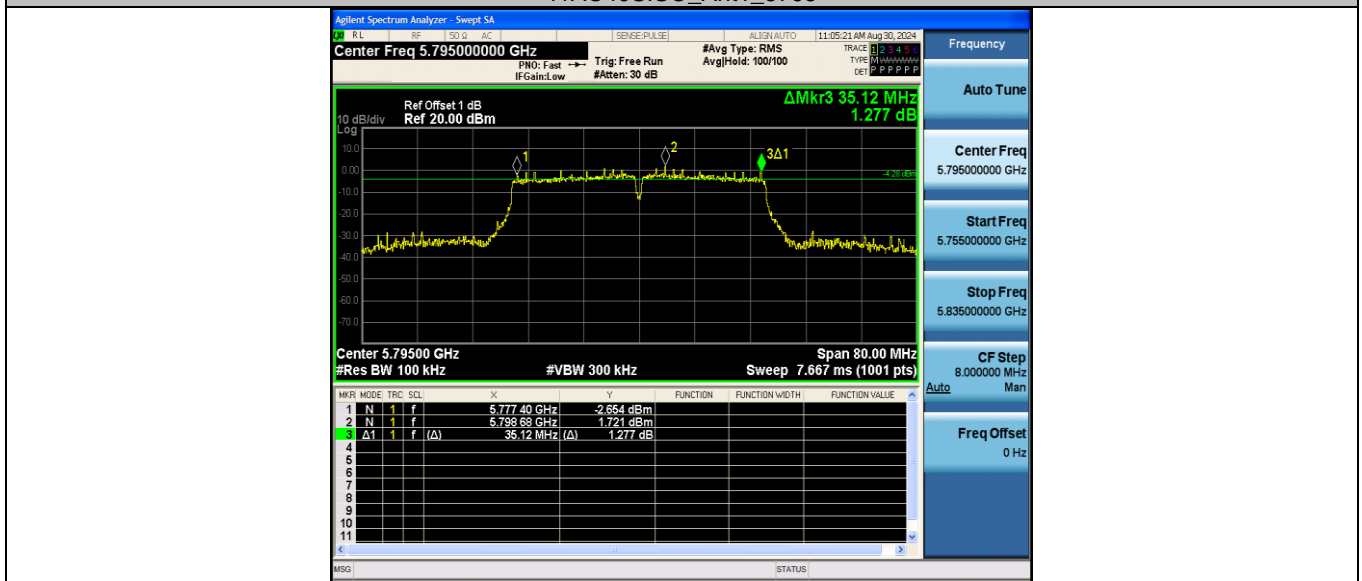




11AC40SISO_Ant1_5755

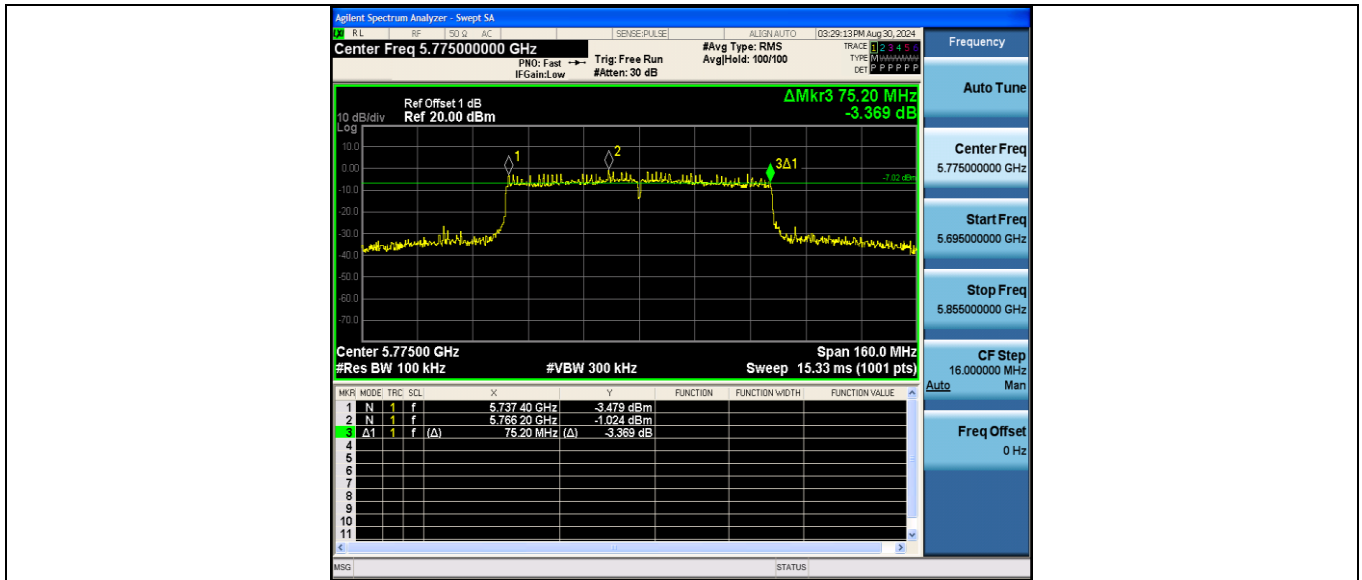


11AC40SISO_Ant1_5795



11AC80SISO_Ant1_5775





**26dB Bandwidth**

Test Mode	Antenna	Freq(MHz)	26dB EBW [MHz]	FL[MHz]	FH[MHz]
11A	Ant1	5180	23.920	5168.520	5192.440
		5200	26.840	5186.760	5213.600
		5240	27.320	5227.480	5254.800
		5260	26.760	5247.560	5274.320
		5280	26.920	5268.120	5295.040
		5320	28.720	5306.800	5335.520
		5500	25.440	5487.440	5512.880
		5580	24.560	5567.920	5592.480
		5700	25.840	5687.680	5713.520
		5745	24.480	5733.320	5757.800
		5785	22.480	5773.800	5796.280
		5825	23.880	5813.040	5836.920
11N20SISO	Ant1	5180	24.520	5168.120	5192.640
		5200	24.120	5188.400	5212.520
		5240	24.240	5228.240	5252.480
		5260	23.120	5248.600	5271.720
		5280	25.680	5267.440	5293.120
		5320	25.400	5307.160	5332.560
		5500	24.920	5487.880	5512.800
		5580	25.640	5567.560	5593.200
		5700	25.800	5687.640	5713.440
		5745	25.160	5732.920	5758.080
		5785	25.840	5772.160	5798.000
		5825	25.200	5812.360	5837.560
11N40SISO	Ant1	5190	41.440	5169.120	5210.560
		5230	43.120	5209.360	5252.480
		5270	45.600	5249.360	5294.960
		5310	50.640	5289.040	5339.680
		5510	41.280	5489.200	5530.480
		5550	41.440	5528.960	5570.400
		5670	40.880	5649.440	5690.320
		5755	40.800	5734.600	5775.400
		5795	41.440	5774.440	5815.880
11AC20SISO	Ant1	5180	23.960	5168.520	5192.480
		5200	27.120	5187.040	5214.160
		5240	24.640	5228.600	5253.240
		5260	26.440	5247.960	5274.400
		5280	29.560	5266.680	5296.240
		5320	27.840	5306.360	5334.200
		5500	24.000	5488.000	5512.000
		5580	23.480	5568.480	5591.960
		5700	23.360	5688.440	5711.800
		5745	22.560	5733.400	5755.960
		5785	24.120	5772.800	5796.920
		5825	23.520	5813.160	5836.680
11AC40SISO	Ant1	5190	40.880	5169.520	5210.400
		5230	41.200	5209.360	5250.560
		5270	41.360	5249.520	5290.880
		5310	40.880	5289.600	5330.480
		5510	41.440	5489.120	5530.560
		5550	41.280	5529.280	5570.560
		5670	40.960	5649.520	5690.480
		5755	41.120	5734.440	5775.560
		5795	41.680	5774.440	5816.120
11AC80SISO	Ant1	5210	91.520	5162.800	5254.320
		5290	87.680	5244.240	5331.920

CTC Laboratories, Inc.

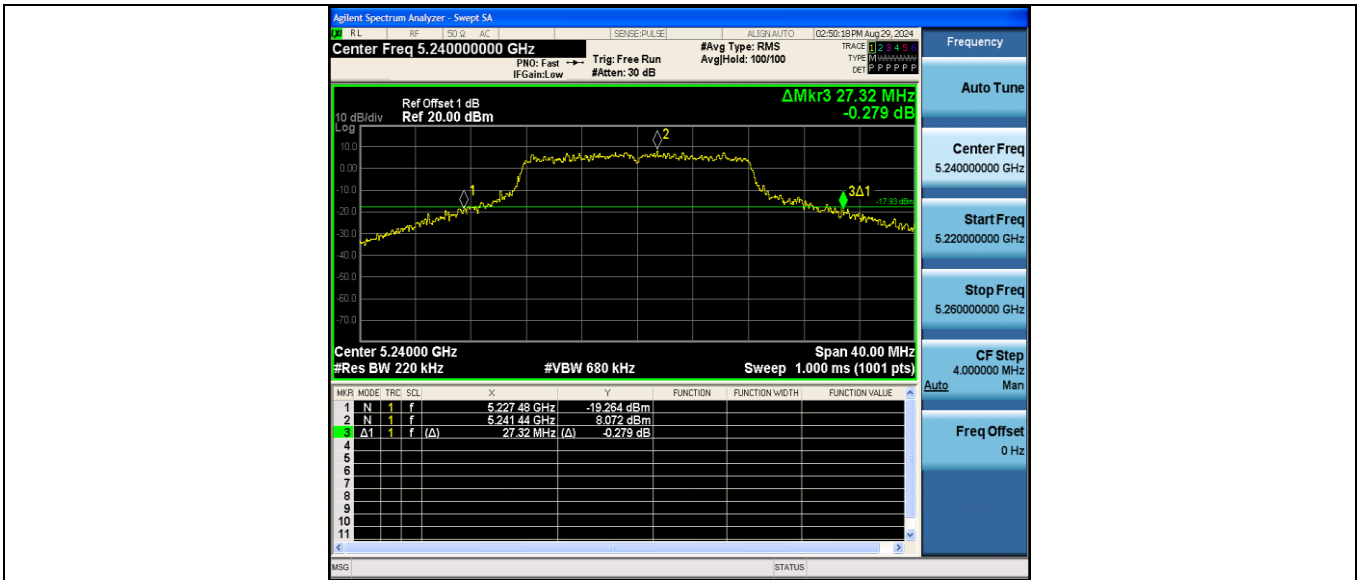
Room 101 Building B, No. 7, Lanqing 1st Road, Luhu Community, Guanhu Subdistrict, Longhua District, Shenzhen, Guangdong, China
Tel.: (86)755-27521059 Fax: (86)755-27521011 Http://www.sz-ctc.org.cnFor anti-fake verification, please visit the official website of Certification and Accreditation Administration of the People's Republic of China : <http://yz.cnca.cn>



	5530	91.040	5482.640	5573.680
	5610	96.000	5563.760	5659.760
	5775	93.280	5727.800	5821.080

Test Graphs





11A_Ant1_5260



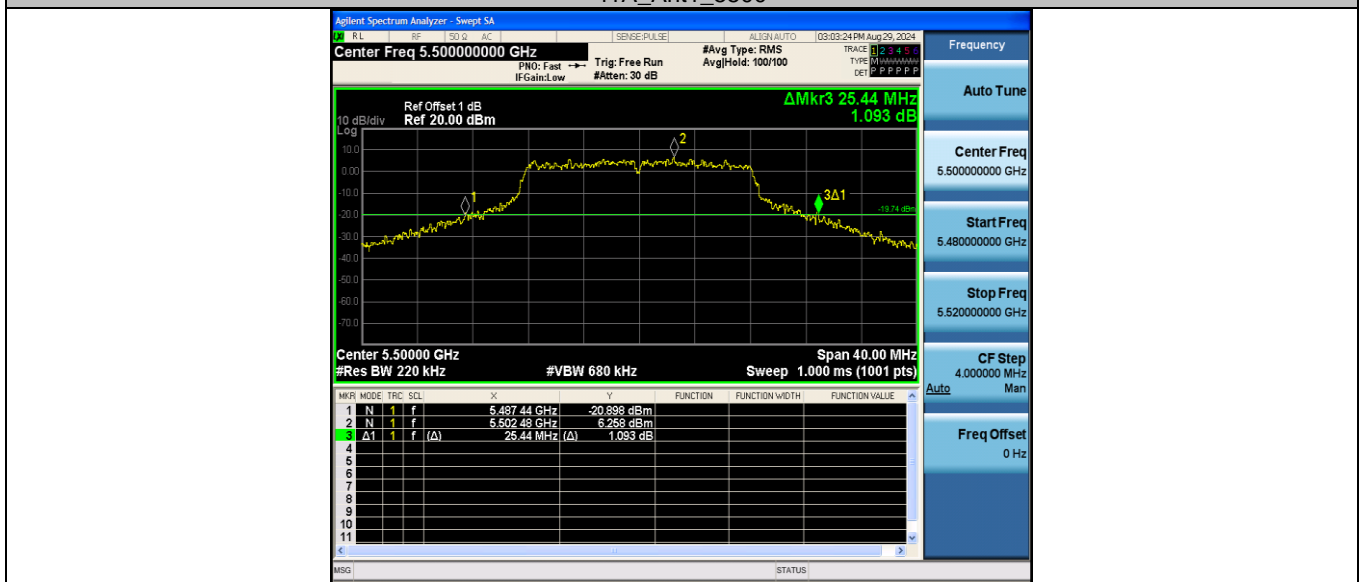
11A_Ant1_5280



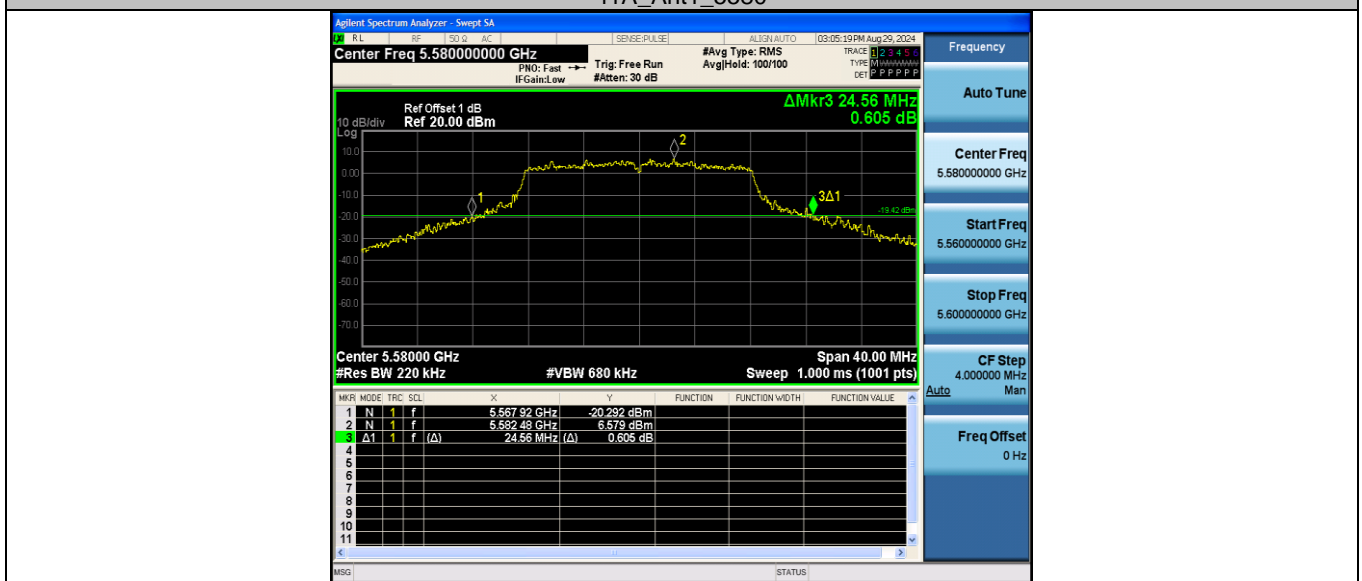
11A_Ant1_5320



11A_Ant1_5500



11A_Ant1_5580



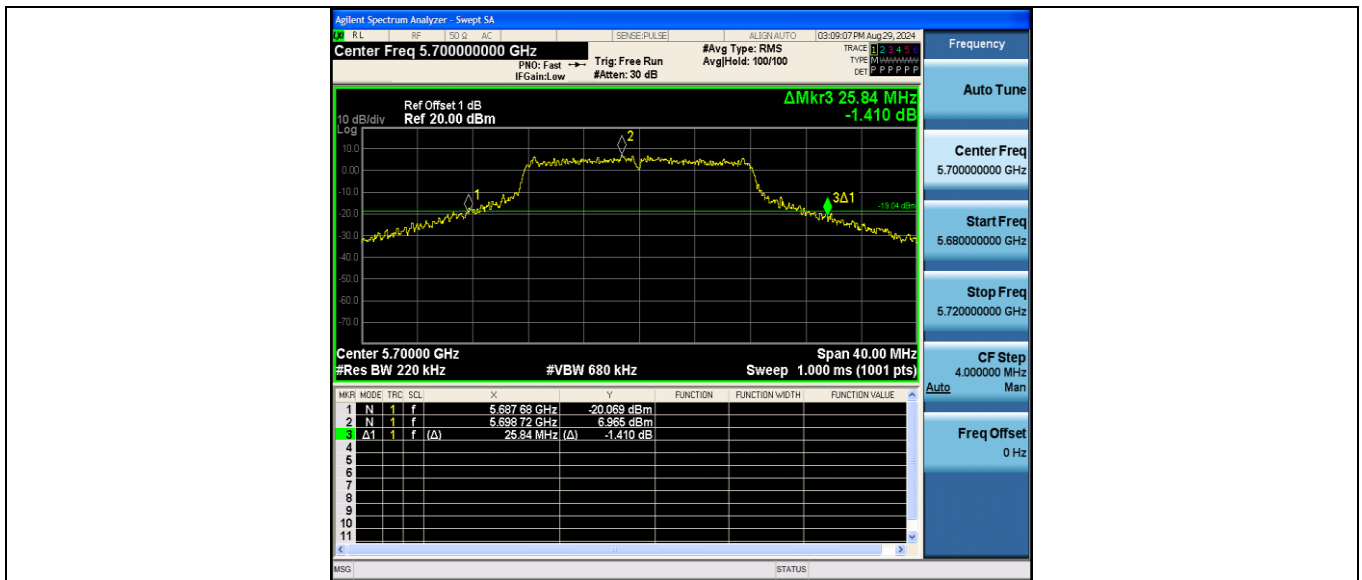
11A_Ant1_5700

CTC Laboratories, Inc.

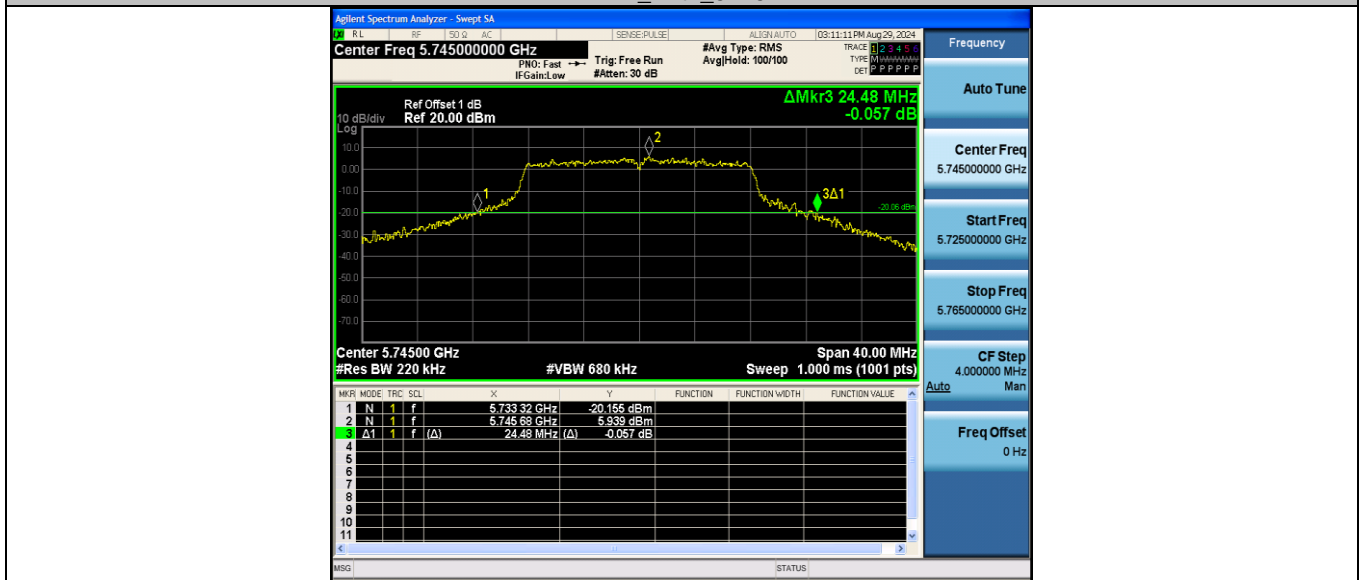
Room 101 Building B, No. 7, Lanqing 1st Road, Luhu Community, Guanhu Subdistrict, Longhua District, Shenzhen, Guangdong, China
Tel.: (86)755-27521059



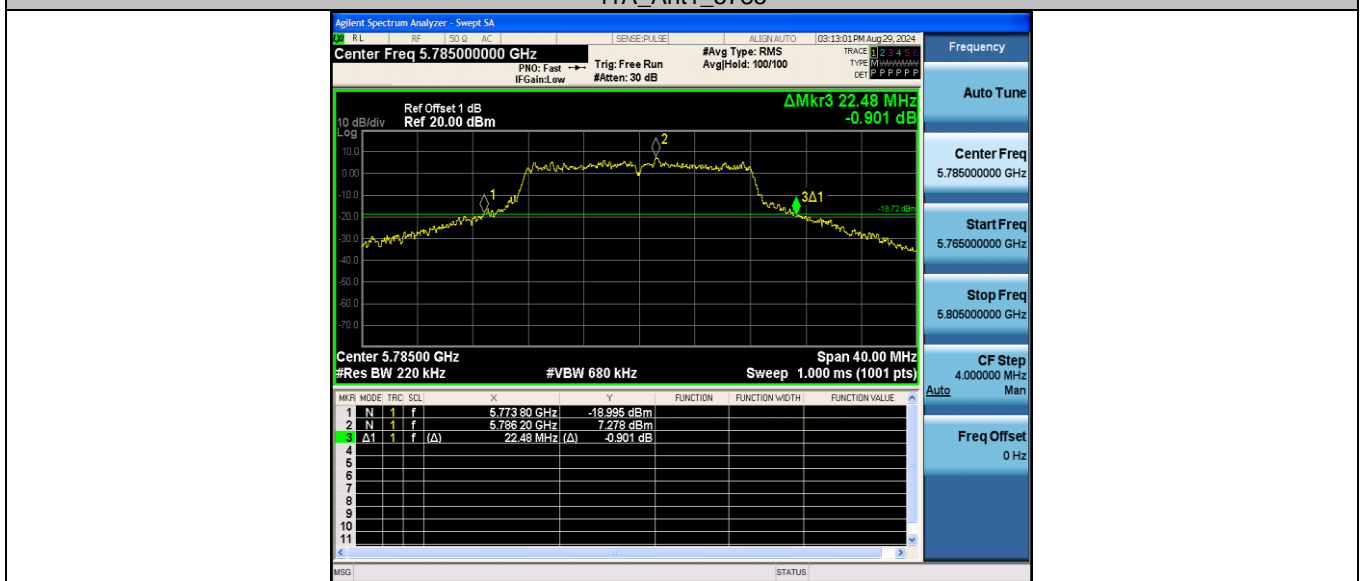
Fax: (86)755-27521011 Http://www.sz-ctc.org.cn
For anti-fake verification, please visit the official website of Certification and Accreditation Administration of the People's Republic of China : <http://yz.cnca.cn>



11A_Ant1_5745

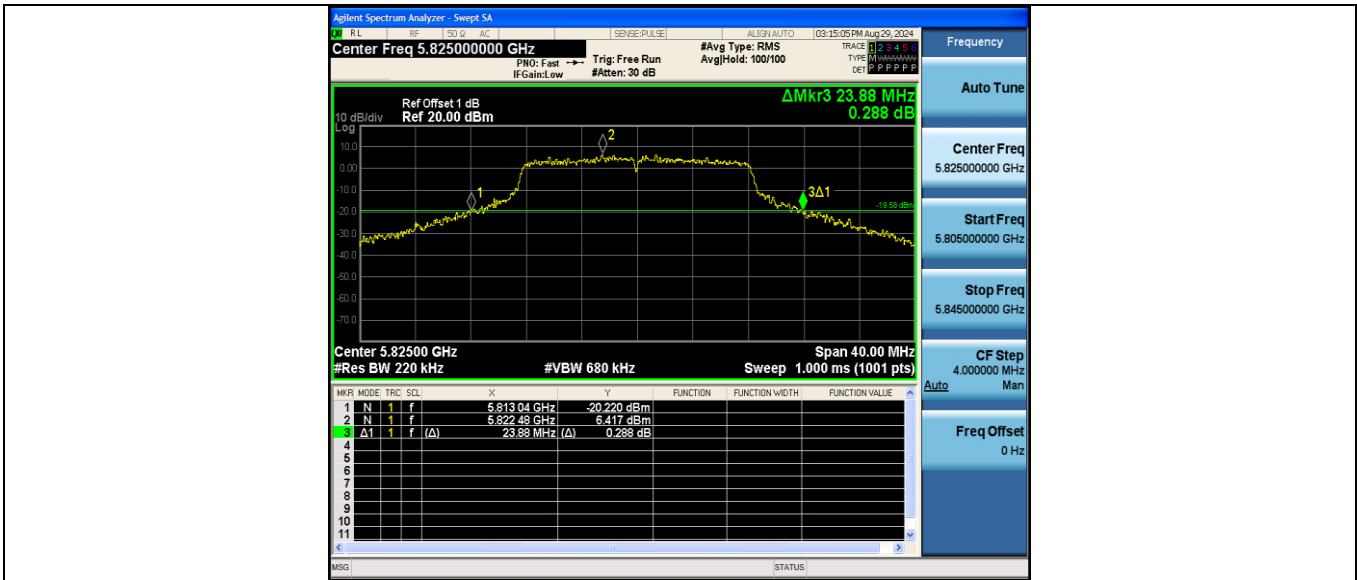


11A_Ant1_5785

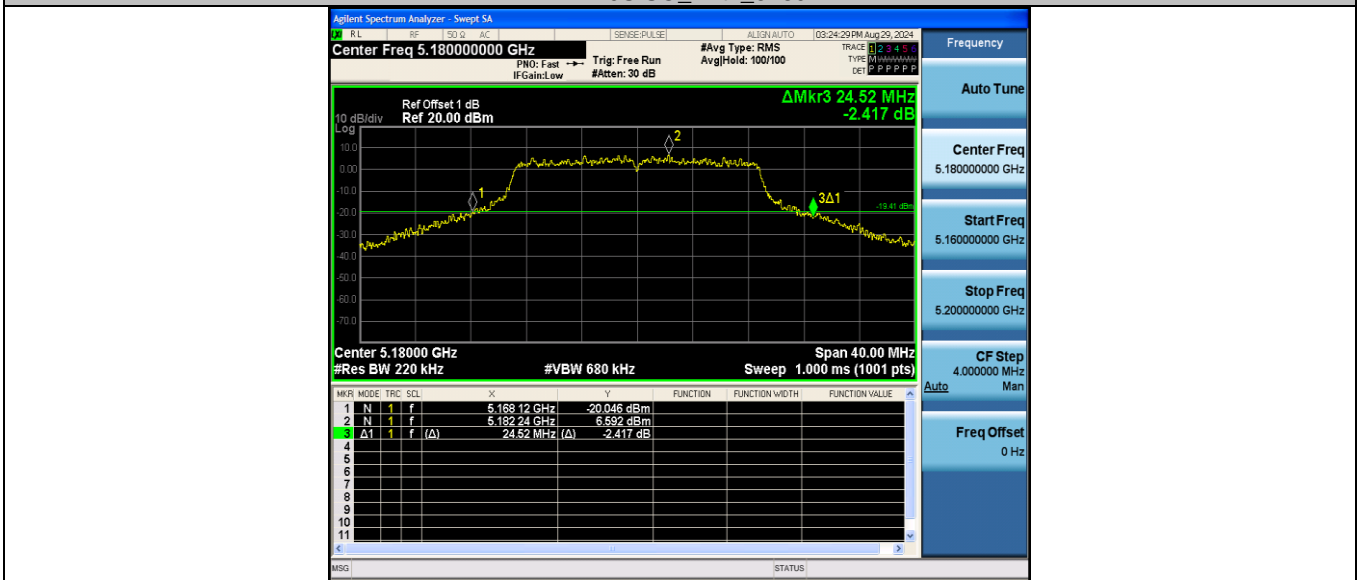


11A_Ant1_5825





11N20SISO_Ant1_5180

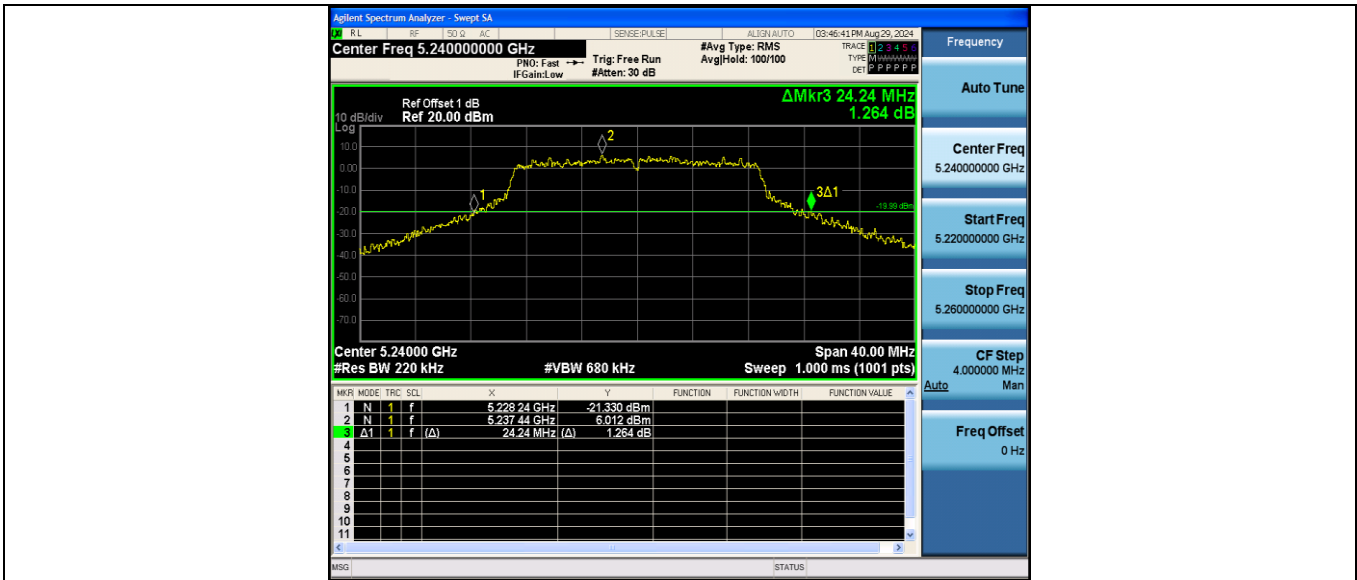


11N20SISO_Ant1_5200



11N20SISO_Ant1_5240





11N20SISO_Ant1_5260

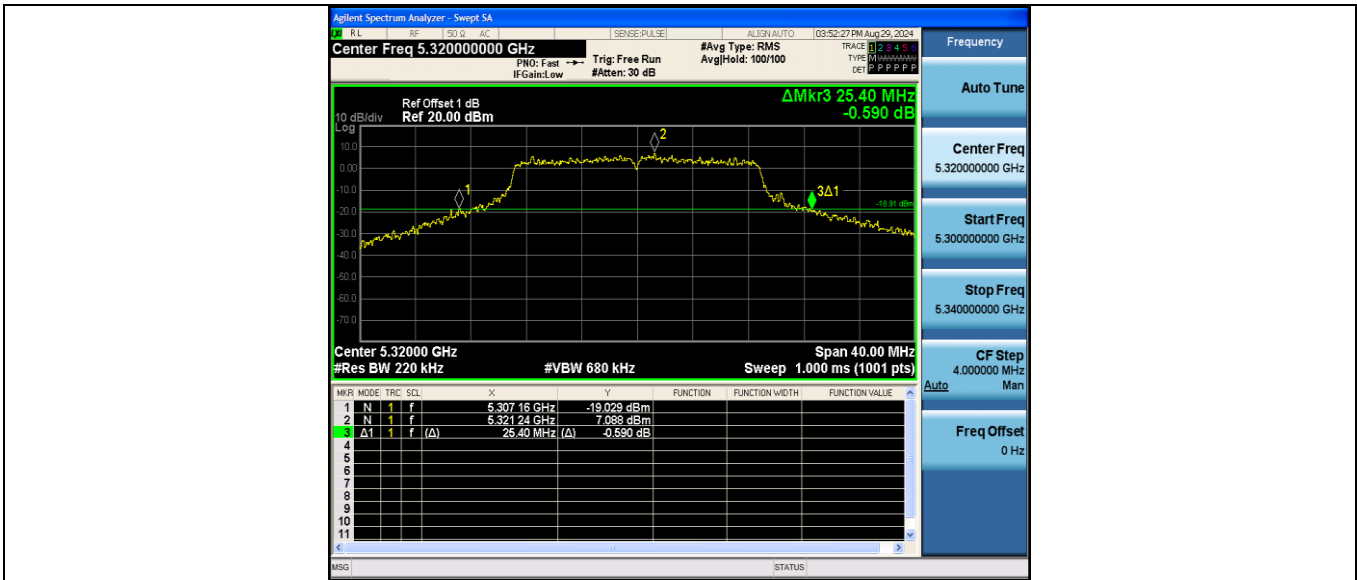


11N20SISO_Ant1_5280



11N20SISO_Ant1_5320





11N20SISO_Ant1_5500



11N20SISO_Ant1_5580



11N20SISO_Ant1_5700

CTC Laboratories, Inc.

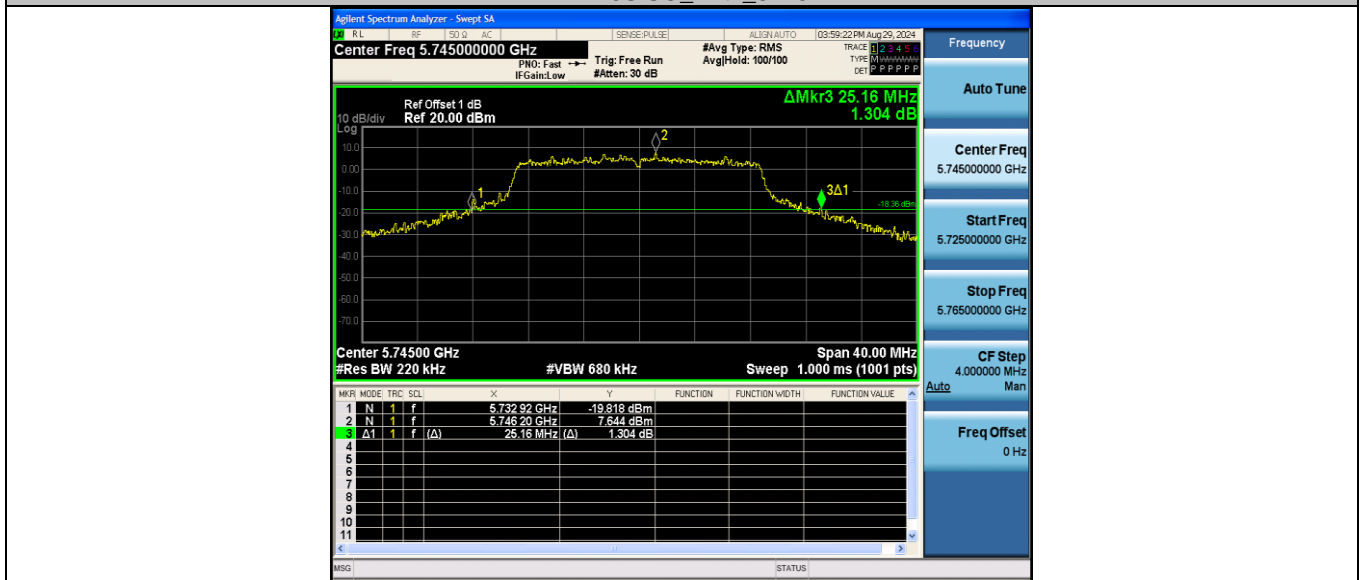
Room 101 Building B, No. 7, Lanqing 1st Road, Luhu Community, Guanhu Subdistrict, Longhua District, Shenzhen, Guangdong, China
Tel.: (86)755-27521059



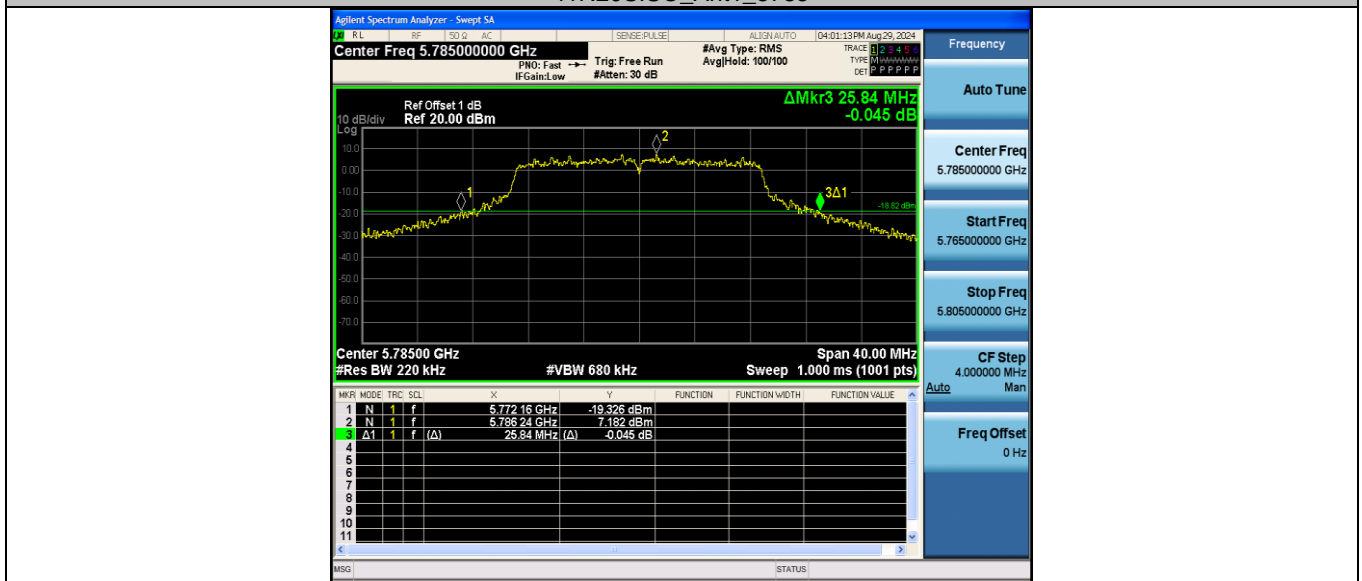
Fax: (86)755-27521011 Http://www.sz-ctc.org.cn
For anti-fake verification, please visit the official website of Certification and Accreditation Administration of the People's Republic of China : <http://yz.cnca.cn>



11N20SISO_Ant1_5745

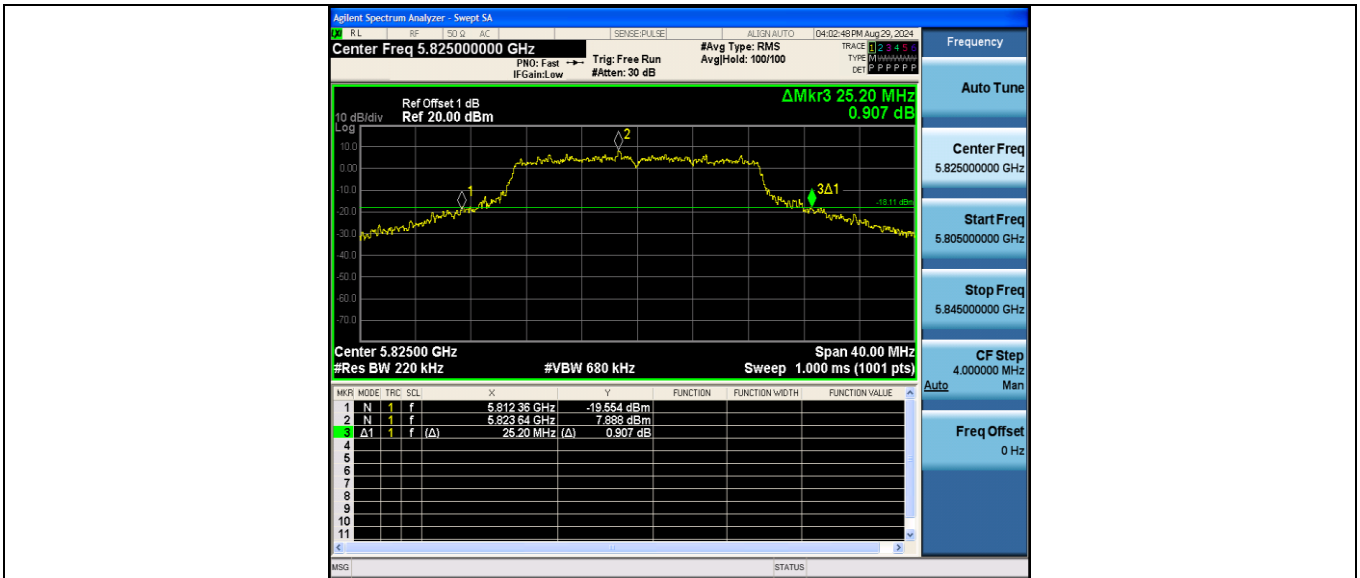


11N20SISO_Ant1_5785

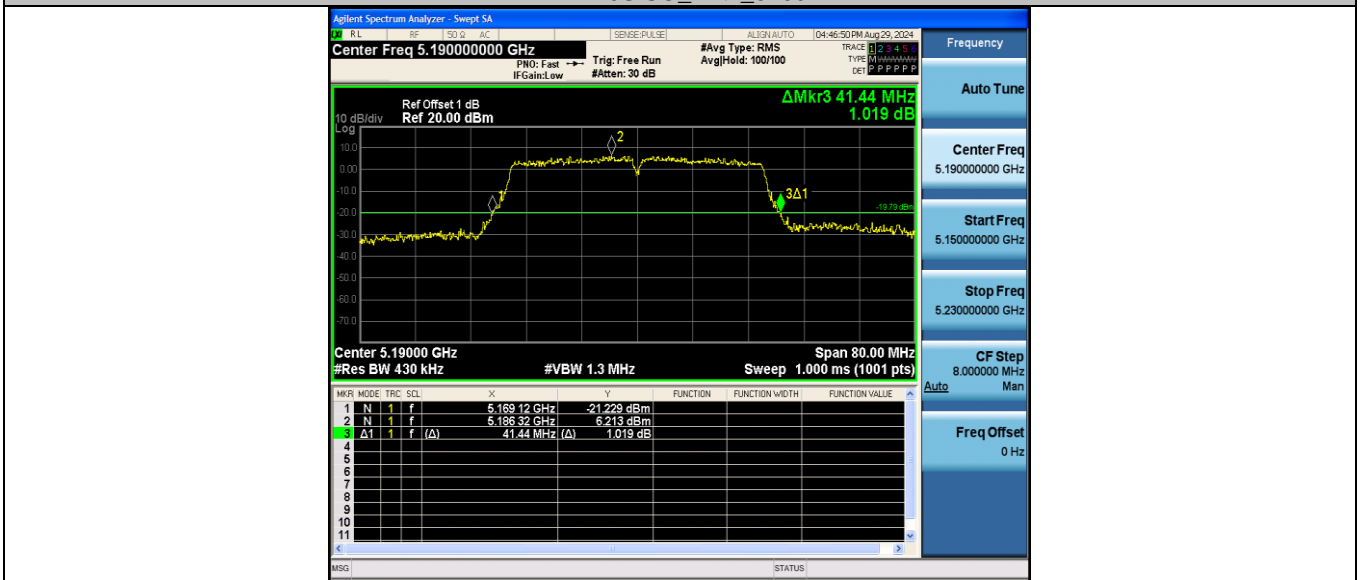


11N20SISO_Ant1_5825

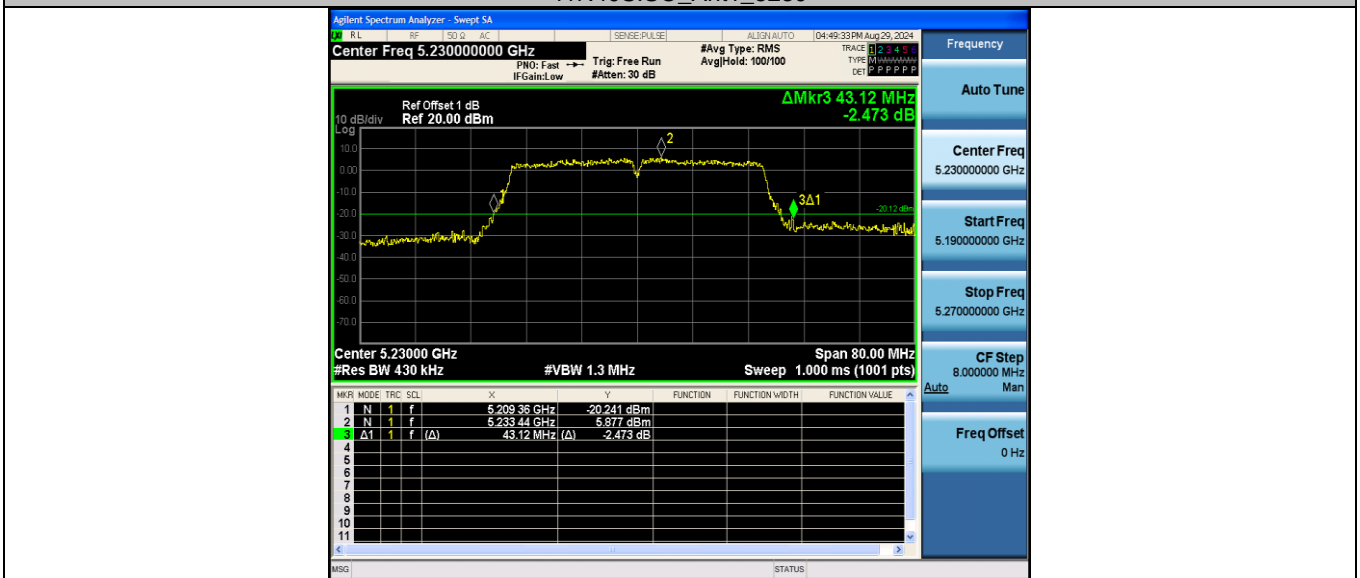




11N40SISO_Ant1_5190

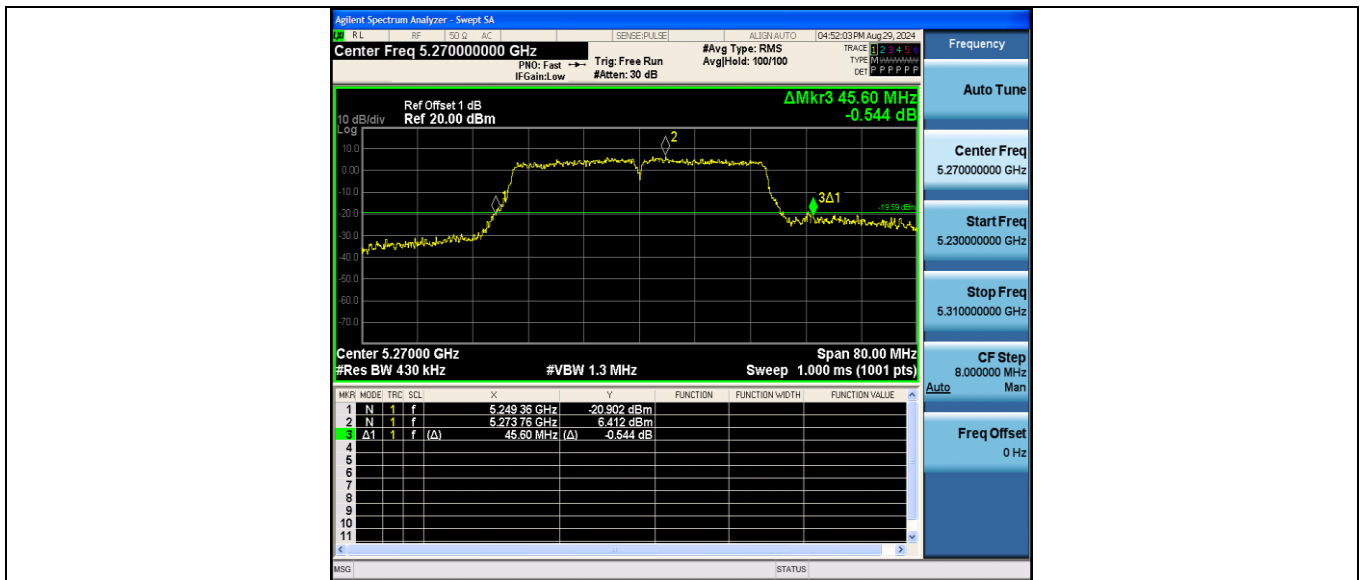


11N40SISO_Ant1_5230



11N40SISO_Ant1_5270

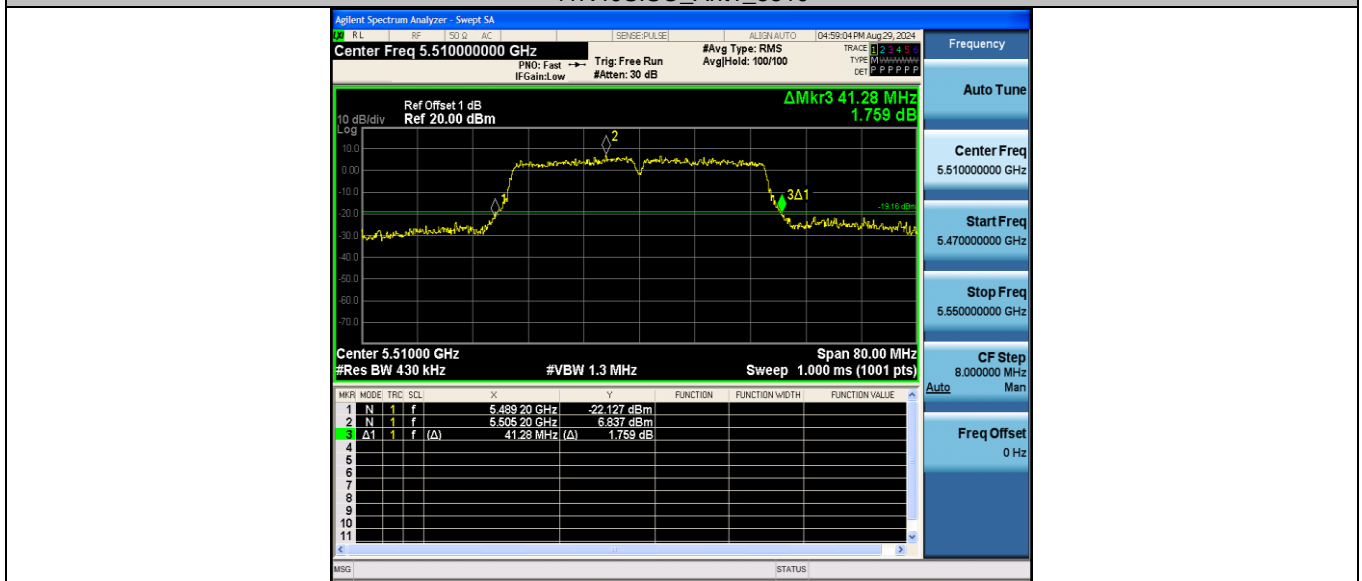




11N40SISO_Ant1_5310



11N40SISO_Ant1_5510



11N40SISO_Ant1_5550

