

**FCC PART 15 SUBPART C / IC RSS-247 TEST REPORT**

**for**

**KICKR SNAP**

**Model No.: WFBKTR2**

**FCC ID: PADWF110**

**IC: 10563A-WF110**

**of**

**Applicant: Wahoo Fitness LLC**

**Address: 90 W Wieuca Road #110 Atlanta, GA 30342 United States**

**Tested and Prepared**

**by**

**Worldwide Testing Services (Taiwan) Co., Ltd.**

**FCC Registration No.: 930600**


**Industry Canada filed test laboratory Reg. No. IC 5679A-1, IC 5107A-1**

**A2LA Accredited No.: 2732.01**



**Report No.: W6M21504-14969-C-1**


6F, NO. 58, LANE 188, RUEY-KUANG RD., NEIHU TAIPEI 114, TAIWAN, R.O.C.  
TEL: 886-2-66068877 FAX: 886-2-66068879 E-mail: [wts@wts-lab.com](mailto:wts@wts-lab.com)



Registration number: W6M21504-14969-C-1  
FCC ID: PADWF110  
IC: 10563A-WF110

## TABLE OF CONTENTS

<b>1</b>	<b>GENERAL INFORMATION.....</b>	<b>2</b>
1.1	NOTES .....	2
1.2	TESTING LABORATORY .....	3
1.2.1	Location .....	3
1.2.2	Details of accreditation status .....	3
1.3	DETAILS OF APPROVAL HOLDER .....	3
1.4	APPLICATION DETAILS.....	4
1.5	GENERAL INFORMATION OF TEST ITEM.....	4
1.6	TEST STANDARDS .....	5
<b>2</b>	<b>TECHNICAL TEST.....</b>	<b>6</b>
2.1	SUMMARY OF TEST RESULTS.....	6
2.2	TEST ENVIRONMENT .....	6
2.3	TEST EQUIPMENT LIST.....	7
2.4	GENERAL TEST PROCEDURE.....	9
<b>3</b>	<b>TEST RESULTS (ENCLOSURE) .....</b>	<b>11</b>
3.1	PEAK OUTPUT POWER (TRANSMITTER).....	12
3.2	EQUIVALENT ISOTROPIC RADIATED POWER .....	15
3.3	RF EXPOSURE COMPLIANCE REQUIREMENTS .....	15
3.4	TRANSMITTER RADIATED EMISSIONS IN RESTRICTED BANDS .....	17
3.5	SPURIOUS EMISSIONS (TX).....	18
3.6	RADIATED EMISSION ON THE BAND EDGE.....	20
3.7	MINIMUM 6 DB BANDWIDTH .....	29
3.8	OCCUPIED BANDWIDTH.....	32
3.9	PEAK POWER SPECTRAL DENSITY .....	34
3.10	RADIATED EMISSION FROM RECEIVER PART .....	37
3.11	POWER LINE CONDUCTED EMISSION .....	38
	<b>APPENDIX.....</b>	<b>32</b>



# Worldwide Testing Services(Taiwan) Co., Ltd.

Registration number: W6M21504-14969-C-1  
FCC ID: PADWF110  
IC: 10563A-WF110

## 1 General Information

### 1.1 Notes

The purpose of conformity testing is to increase the probability of adherence to the essential requirements or conformity specifications, as appropriate.

The complexity of the technical specifications, however, means that full and thorough testing is impractical for both technical and economic reasons.

Furthermore, there is no guarantee that a test sample which has passed all the relevant tests conforms to a specification.

Neither is there any guarantee that such a test sample will interwork with other genuinely open systems. The existence of the tests nevertheless provides the confidence that the test sample possesses the qualities as maintained and that its performance generally conforms to representative cases of communications equipment.

The test results of this test report relate exclusively to the item tested as specified in 1.5.

The test report may only be reproduced or published in full.

Reproduction or publication of extracts from the report requires the prior written approval of the Worldwide Testing Services(Taiwan) Co., Ltd.

#### Specific Conditions:

Usage of the hereunder tested device in combination with other integrated or external antennas requires at least additional output power measurements, spurious emission measurements, conducted emission measurements (AC supply lines) and radio frequency exposure evaluations for each individual configuration performed, for certification by FCC.

#### **Tester:**


June 29, 2015	Rick Chen	<i>Rick Chen.</i>
---------------	-----------	-------------------

Date	WTS-Lab.	Name	Signature
------	----------	------	-----------

#### **Technical responsibility for area of testing:**

June 29, 2015	Kevin Wang	<i>Kevin Wang</i>
---------------	------------	-------------------

Date	WTS	Name	Signature
------	-----	------	-----------



# **Worldwide Testing Services(Taiwan) Co., Ltd.**

Registration number: W6M21504-14969-C-1  
FCC ID: PADWF110  
IC: 10563A-WF110

## **1.2 Testing laboratory**

### **1.2.1 Location**

OATS

No.5-1, Lishui, Shuang Sing Village,  
Wanli Dist., New Taipei City 207,  
Taiwan (R.O.C.)

3 meter semi-anechoic chamber

No.35, Aly. 21, Ln. 228, Ankang Rd., Neihu Dist., Taipei City 114, Taiwan (R.O.C.)

TEL:886-2-6613-0228

FAX:886-2-2791-5046

Company

Worldwide Testing Services(Taiwan) Co., Ltd.

6F, NO. 58, LANE 188, RUEY-KUANG RD.

NEIHU, TAIPEI 114, TAIWAN R.O.C.

Tel : 886-2-66068877

Fax : 886-2-66068879

### **1.2.2 Details of accreditation status**

Accredited testing laboratory

A2LA accredited number: 2732.01

FCC filed test laboratory Reg. No. 930600


Industry Canada filed test laboratory Reg. No. IC 5679A-1, IC 5107A-1

### **Test location, where different from Worldwide Testing Services (Taiwan) Co., Ltd. :**

Name: ./.  
Accredited number: ./.  
Street: ./.  
Town: ./.  
Country: ./.  
Telephone: ./.  
Fax: ./.

## **1.3 Details of approval holder**

Name: Wahoo Fitness LLC  
Street: 90 W Wieuca Road #110  
Town: Atlanta, GA 30342  
Country: United States  
Telephone: 1-877-978-1112  
Fax: 678-279-7444



Registration number: W6M21504-14969-C-1  
FCC ID: PADWF110  
IC: 10563A-WF110

## **1.4 Application details**


Date of receipt of test item: April 29, 2015  
Date of test: from April 30, 2015 to June 26, 2015

## **1.5 General information of Test item**

Type of test item: KICKR SNAP  
Model Number: WFBKTR2  
Brand Name: ./.  
Multi-listing model number: ./.  
Photos: see Appendix

### **Technical data**

Frequency band: 2400 MHz – 2483.5 MHz  
BLE  
Frequency ( ch 0 or A): 2402 MHz  
Frequency ( ch 19 or B): 2440 MHz  
Frequency ( ch 39 or C): 2480 MHz  
ANT+  
Frequency: 2457 MHz  
Number of Channels: 40 (BLE) / 1 (ANT+)  
Operation modes: Duplex  
Modulation Type: GFSK  
Fixed point-to-point operation:  Yes /  No  
Type of Antenna: Chip antenna  
Antenna gain: 1.79 dBi  
Power supply: Adapter (I/P: 100-240V~50/60Hz, 1.5A  
O/P: 12V, 5.0A)  
DC 12V (for testing)  
Emission designator (BLE): 1M02F1D  
Emission designator (ANT+): 932KF1D



# Worldwide Testing Services(Taiwan) Co., Ltd.

Registration number: W6M21504-14969-C-1  
FCC ID: PADWF110  
IC: 10563A-WF110

Host device: none

Classification :

Fixed Device	<input type="checkbox"/>
Mobile Device (Human Body distance > 20cm)	<input type="checkbox"/>
Portable Device (Human Body distance < 20cm)	<input checked="" type="checkbox"/>

## Transmitter

## Unom

### **BLE**

<b>Power ( ch 0 or A):</b>	Conducted: 4.36 dBm
<b>Power ( ch 19 or B):</b>	Conducted: 4.10 dBm
<b>Power ( ch 39 or C):</b>	Conducted: 3.49 dBm

### **ANT+**

<b>Power</b>	Conducted: 1.21 dBm
--------------	---------------------


## **Manufacturer: (if applicable)**

Name:	./.
Street:	./.
Town:	./.
Country:	./.

Additional information:	./.
-------------------------	-----

## **1.6 Test standards**

Technical standard : FCC RULES SUBPART C § 15.247 (2014-10)  
CANADA RSS-247 Issue 1: May 2015  
CANADA RSS-Gen Issue 4: November 2014



Registration number: W6M21504-14969-C-1

FCC ID: PADWF110

IC: 10563A-WF110

**2 Technical test**

**2.1 Summary of test results**

No deviations from the technical specification(s) were ascertained in the course of the tests performed.

**or**

The deviations as specified in 2.5 were ascertained in the course of the tests performed.

**2.2 Test environment**


Temperature: 23 °C

Relative humidity content: 20 ... 75 %

Air pressure: 86 ... 103 kPa

Power supply: Adapter (I/P: 100-240V~50/60Hz, 1.5A  
O/P: 12V, 5.0A)  
DC 12V (for testing)

Extreme conditions parameters: ./.



# Worldwide Testing Services(Taiwan) Co., Ltd.

Registration number: W6M21504-14969-C-1


FCC ID: PADWF110

IC: 10563A-WF110

## 2.3 Test Equipment List

No.	Test equipment	Type	Serial No.	Manufacturer	Cal. Date	Next Cal. Date
ETSTW-CE 001	EMI TEST RECEIVER	ESHS10	842121/013	R&S	2014/9/2	2015/9/1
ETSTW-CE 003	AC POWER SOURCE	APS-9102	D161137	GW	Function Test	
ETSTW-CE 008	HF-EICHLITUNG RF STEP ATTENUATOR 139dB DPSP	334.6010.02	844581/024	R&S	Function Test	
ETSTW-CE 009	TEMP.&HUMIDITY CHAMBER	GTH-225-40-1P-U	MAA0305-009	GIANT FORCE	2014/7/8	2015/7/7
ETSTW-CE 016	TWO-LINE V-NETWORK	ENV216	100050	R&S	2014/10/13	2015/10/12
ETSTW-RE 004	EMI TEST RECEIVER	ESI 40	832427/004	R&S	2014/9/2	2015/9/1
ETSTW-RE 005	EMI TEST RECEIVER	ESVS10	843207/020	R&S	2014/9/2	2015/9/1
ETSTW-RE 012	TUNABLE BANDREJECT FILTER	D.C 0309	146	K&L	Function Test	
ETSTW-RE 013	TUNABLE BANDREJECT FILTER	D.C 0336	397	K&L	Function Test	
ETSTW-RE 018	MICROWAVE HORN ANTENNA	AT4560	27212	AR	2014/10/15	2015/10/14
ETSTW-RE 027	Passive Loop Antenna	6512	00034563	ETS-Lindgren	2014/7/01	2015/6/30
ETSTW-RE 030	Double-Ridged Guide Horn Antenna	3117	00035224	ETS-Lindgren	2015/3/17	2016/3/16
ETSTW-RE 045	ESA-E SERIES SPECTRUM ANALYZER	E4404B	MY45111242	Agilent	Pre-test Use	
ETSTW-RE 049	TRILOG Super Broadband test Antenna	VULB 9160	9160-3185	Schwarzbeck	2015/3/19	2016/3/18
ETSTW-RE 050	Attenuator 10dB	50HF-010-1	None	JFW	2015/3/2	2016/3/1
ETSTW-RE 051	Attenuator 6dB	50HF-006-1	None	JFW	2015/3/2	2016/3/1
ETSTW-RE 053	Attenuator 3dB	50HF-003-1	None	JFW	2015/3/2	2016/3/1
ETSTW-RE 055	SPECTRUM ANALYZER	FSU 26	200074	R&S	2015/6/4	2016/6/3
ETSTW-RE 060	Attenuator 30dB	5015-30	F651012z-01	ATM	2015/3/2	2016/3/1
ETSTW-RE 062	Amplifier Module	CHC 2	None	KMIC	2014/11/26	2015/11/25
ETSTW-RE 064	Bluetooth Test Set	MT8852B-042	6K00005709	Anritsu	Function Test	
ETSTW-RE 069	Double-Ridged Guide Horn Antenna	3117	00069377	ETS-Lindgren	Function Test	
ETSTW-RE 072	CELL SITE TEST SET	8921A	3339A00375	HP	2014/10/9	2015/10/8
ETSTW-RE 088	SOLID STATE AMPLIFIER	KMA180265A01	99057	KMIC	2014/9/22	2015/9/21
ETSTW-RE 099	DC Block	50DB-007-1	None	JFW	2015/3/2	2016/3/1
ETSTW-RE 106	Humidity Temperature Meter	TES-1366	091011113	TES	2014/11/7	2015/11/6
ETSTW-RE 111	TRILOG Super Broadband test Antenna	VULB 9160	9160-3309	Schwarz beck	2014/12/5	2015/12/4
ETSTW-RE 112	AC POWER SOURCE	TFC-1005	T-0A023536	T-Power	Function test	
ETSTW-RE 115	2.4GHz Notch Filter	N0124411	473874	MICROWAVE CIRCUITS	2015/1/7	2016/1/6
ETSTW-RE 120	RF Player	MP9200	MP9210-111022	ADIVIC	Function test	
ETSTW-RE 122	SIGNAL GENERATOR	SMF100A	102149	R&S	2015/6/4	2016/6/3
ETSTW-RE 125	5GHz Notch filter	5NSL11-5200/E221.3-O/O	1	K&L Microwave	2014/8/12	2015/8/11






# Worldwide Testing Services(Taiwan) Co., Ltd.

Registration number: W6M21504-14969-C-1  
 FCC ID: PADWF110  
 IC: 10563A-WF110

ETSTW-RE 126	5GHz Notch filter	5NSL11-5800/E221.3-O/O	1	K&L Microwave	2014/8/12	2015/8/11
ETSTW-RE 127	RF Switch Box	RFS-01	None	WTS	2015/3/2	2016/3/1
ETSTW-RE 128	5.3GHz Notch filter	N0153001	SN487233	Microwave Circuits	2014/8/12	2015/8/11
ETSTW-RE 129	5.5GHz Notch filter	N0555984	SN487234	Microwave Circuits	2014/8/12	2015/8/11
ETSTW-RE 130	Handheld RF Spectrum Analyzer	N9340A	CN0147000204	Agilent	Pre-test Use	
ETSTW-GSM 002	Universal Radio Communication Tester	CMU 200	109439	R&S	2014/10/20	2015/10/19
ETSTW-GSM 003	Radio Communication Analyzer	MT8820C	6201342073	Anritsu	2015/3/5	2016/3/4
ETSTW-GSM 019	Band Reject Filter	WRCTF824/849-822/851-40 /12+9SS	3	WI	2015/1/7	2016/1/6
ETSTW-GSM 020	Band Reject Filter	WRCD1747/1748-1743/1752-32/5SS	1	WI	2015/1/7	2016/1/6
ETSTW-GSM 021	Band Reject Filter	WRCD1879.5/1880.5-1875.5/1884.5-32/5SS	3	WI	2015/1/7	2016/1/6
ETSTW-GSM 022	Band Reject Filter	WRCT901.9/903.1-904.25-50/8SS	1	WI	2015/1/7	2016/1/6
ETSTW-GSM 023	Power Divider	4901.19.A	None	SUHNER	2014/9/17	2015/9/16
ETSTW-Cable 010	BNC Cable	5 M BNC Cable	None	JYE BAO CO.,LTD.	2014/10/15	2015/10/14
ETSTW-Cable 011	BNC Cable	BNC Cable 1	None	JYE BAO CO.,LTD.	Pre-test Use NCR	
ETSTW-Cable 012	N TYPE To SMA Cable	Cable 012	None	JYE BAO CO.,LTD.	2014/10/15	2015/10/14
ETSTW-Cable 016	BNC Cable	Switch Box	B Cable 1	Schwarz beck	2015/2/25	2016/2/24
ETSTW-Cable 017	BNC Cable	X Cable	B Cable 2	Schwarz beck	2015/2/25	2016/2/24
ETSTW-Cable 018	BNC Cable	Y Cable	B Cable 3	Schwarz beck	2015/2/25	2016/2/24
ETSTW-Cable 019	BNC Cable	Z Cable	B Cable 4	Schwarz beck	2015/2/25	2016/2/24
ETSTW-Cable 020	N TYPE Cable	OATS Cable 1	N30N30-L335-15M	JYE BAO CO.,LTD.	2015/4/23	2016/4/22
ETSTW-Cable 022	N TYPE Cable	5006	0002	JYE BAO CO.,LTD.	2015/3/19	2016/3/18
ETSTW-Cable 026	Microwave Cable	SUCOFLEX 104	279075	HUBER+SUHNER	2015/3/2	2016/3/1
ETSTW-Cable 027	Microwave Cable	SUCOFLEX 104	279083	HUBER+SUHNER	2015/5/14	2016/5/13
ETSTW-Cable 028	Microwave Cable	FA147A0015M2020	30064-2	UTIFLEX	2015/1/16	2016/1/15
ETSTW-Cable 029	Microwave Cable	FA147A0015M2020	30064-3	UTIFLEX	2014/9/22	2015/9/21
ETSTW-Cable 030	Microwave Cable	SUCOFLEX 104 (S Cable 9)	279067	HUBER+SUHNER	2015/3/2	2016/3/1
ETSTW-Cable 031	Microwave Cable	SUCOFLEX 104 (S Cable 10)	238092	HUBER+SUHNER	2014/11/26	2015/11/25
ETSTW-Cable 043	Microwave Cable	SUCOFLEX 104	317576	HUBER+SUHNER	2014/11/26	2015/11/25
ETSTW-Cable 048	Microwave Cable	SUCOFLEX 104	325518	HUBER+SUHNER	2014/11/26	2015/11/25
ETSTW-Cable 053	N TYPE To SMA Cable	RG142	None	JYE BAO CO.,LTD.	2015/3/19	2016/3/18
ETSTW-Cable 058	Microwave Cable	SUCOFLEX 104	none	HUBER+SUHNER	2015/3/19	2016/3/18
WTSTW-SW 002	EMI TEST SOFTWARE	EZ EMC	None	Farad	Version ETS-03A1	



Registration number: W6M21504-14969-C-1  
FCC ID: PADWF110  
IC: 10563A-WF110

## **2.4 General Test Procedure**

**POWER LINE CONDUCTED INTERFERENCE:** The procedure used was ANSI STANDARD C63.4-2009 5.2 using a 50 $\mu$ H LISN (if necessary). Both lines were observed. The bandwidth of the spectrum analyzer was 10 kHz with an appropriate sweep speed.

**RADIATION INTERFERENCE:** The test procedure used was according to ANSI STANDARD C63.4-2009 6.4 employing a spectrum analyzer. For investigated frequency is equal to or below 1GHz, the RBW and VBW of the spectrum analyzer was 100 kHz and 100kHz respectively with an appropriate sweep speed. For investigated frequency is above 1GHz, both of RBW and VBW of the spectrum analyzer were 1 MHz with an appropriate sweep speed. The analyzer was calibrated in dB above a microvolt at the output of the antenna.

**FORMULA OF CONVERSION FACTORS:** The Field Strength at 3m was established by adding the meter reading of the spectrum analyzer (which is set to read in units of dB $\mu$ V) to the antenna correction factor supplied by the antenna manufacturer. The antenna correction factors are stated in terms of dB.

Example:

Freq (MHz)      METER READING + ACF + CABLE LOSS (to the receiver) = FS  
33                20 dB $\mu$ V + 10.36 dB + 6 dB = 36.36 dB $\mu$ V/m @3m


The EUT was placed on a table 80 cm high and with dimensions of 1m by 1.5m (non metallic table) and arranged according to ANSI C63.4-2009 6.3.1. The table used for radiated measurements is capable of continuous rotation. The spectrum was scanned from 30 MHz to the frequency specified as follows:

- (1) If the intentional radiator operates below 10 GHz: to the tenth harmonic of the highest fundamental frequency or to 40 GHz, whichever is lower.
- (2) If the intentional radiator operates at or above 10 GHz and below 30 GHz: to the fifth harmonic of the highest fundamental frequency or to 100 GHz, whichever is lower.
- (3) If the intentional radiator operates at or above 30 GHz: to the fifth harmonic of the highest fundamental frequency or to 200 GHz, whichever is lower, unless specified otherwise elsewhere in the rules.
- (4) If the intentional radiator contains a digital device, regardless of whether this digital device controls the functions of the intentional radiator or the digital device is used for additional control or function purposes other than to enable the operation of the intentional radiator, the frequency range shall be investigated up to the range specified in paragraphs (a)(1)-(a)(3) of this section or the range applicable to the digital device, as shown in paragraph (b)(1) of this Section, whichever is the higher frequency range of investigation.

For hand-held devices, a exploratory test was performed with three (3) orthogonal planes to determine the highest emissions.

Measurements were made by Worldwide Testing Services(Taiwan) Co., Ltd. at the registered open field test site located at No.5-1, Lishui, Shuang Sing Village, Wanli Dist., New Taipei City 207, Taiwan (R.O.C.). The Registration Number: 930600.

When an emission was found, the table was rotated to produce the maximum signal strength. At this point, the antenna was raised and lowered from 1m to 4m. The antenna was placed in both the horizontal and vertical planes.



Registration number: W6M21504-14969-C-1

FCC ID: PADWF110

IC: 10563A-WF110

When the radiated emission limits are expressed in terms of the average value of the emission, and pulsed operation is employed, the measurement field strength shall be determined by averaging over one complete pulse train, including blanking intervals, as long as the pulse train does not exceed 0.1 seconds. As an alternative (provided the transmitter operates for longer than 0.1 seconds) or in cases where the pulse train exceeds 0.1 seconds, the measured field strength shall be determined from the average absolute voltage during a 0.1 second interval during which the field strength is at its maximum value.

The formula is as follows:


Average = Peak + Duty Factor

Duty Factor =  $20 \log(\text{dwell time}/T)$

T = 100ms when the pulse train period is over 100 ms or the period of the pulse train.

Modified Limits for peak according to 15.35 (b) = Max Permitted average Limits + 20dB

ANSI STANDARD C63.4-2009 10.2.7: Any measurements that utilize special test software shall be indicated and referenced in the test report. During testing, test software 'EZ EMC' was used for setting up different operation modes.




# Worldwide Testing Services(Taiwan) Co., Ltd.

Registration number: W6M21504-14969-C-1  
 FCC ID: PADWF110  
 IC: 10563A-WF110

## **3 Test results (enclosure)**

TEST CASE	Para. Number	Required	Test passed	Test failed
Peak Output Power	15.247(d) IC RSS-247 5.1 & 5.2	<input checked="" type="checkbox"/>	<input checked="" type="checkbox"/>	<input type="checkbox"/>
Equivalent isotropically radiated Power	15.247(b) IC RSS-247 5.4	<input checked="" type="checkbox"/>	<input checked="" type="checkbox"/>	<input type="checkbox"/>
Spurious Emissions radiated – Transmitter operating	15.247(d) : 15.209 IC RSS-247 5.5	<input checked="" type="checkbox"/>	<input checked="" type="checkbox"/>	<input type="checkbox"/>
Band Edge Measurement	15.247(d) IC RSS-247 5.1 & 5.5	<input checked="" type="checkbox"/>	<input checked="" type="checkbox"/>	<input type="checkbox"/>
Minimum 6 dB Bandwidth	15.247(a)(2) IC RSS-247 5.2	<input checked="" type="checkbox"/>	<input checked="" type="checkbox"/>	<input type="checkbox"/>
Occupied Bandwidth	15.247(a)(1) IC RSS-Gen 6.6	<input checked="" type="checkbox"/>	<input checked="" type="checkbox"/>	<input type="checkbox"/>
Peak Power Spectral Density	15.247(e) IC RSS-247 5.2	<input checked="" type="checkbox"/>	<input checked="" type="checkbox"/>	<input type="checkbox"/>
Radiated Emission from Receiver Part	15.109 IC RSS-247 5.5 IC RSS-Gen Table 2	<input checked="" type="checkbox"/>	<input checked="" type="checkbox"/>	<input type="checkbox"/>
Power Line Conducted Emission	15.207(a) IC RSS-Gen	<input checked="" type="checkbox"/>	<input checked="" type="checkbox"/>	<input type="checkbox"/>

The following is intentionally left blank.



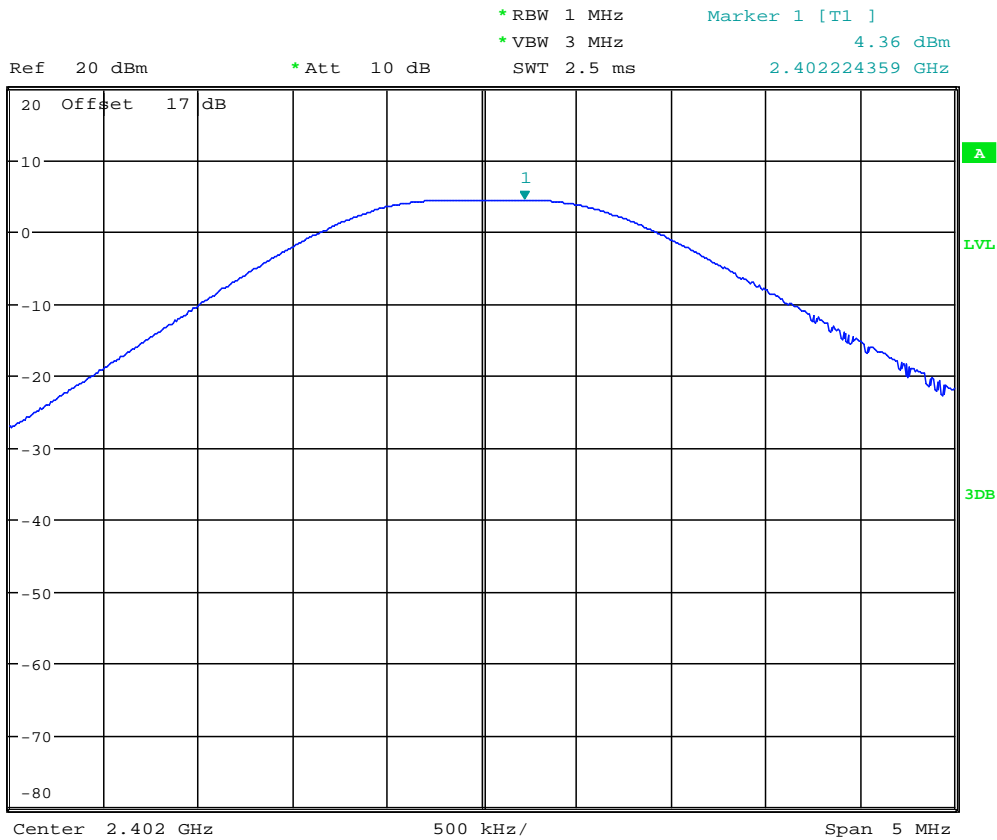
Registration number: W6M21504-14969-C-1  
FCC ID: PADWF110  
IC: 10563A-WF110

## 3.1 Peak Output Power (transmitter)

FCC Rule: 15.247(d)(3)


This measurement applies to equipment with an integral antenna and to equipment with an antenna connector and equipped with an antenna as declared by the applicant.

BLE



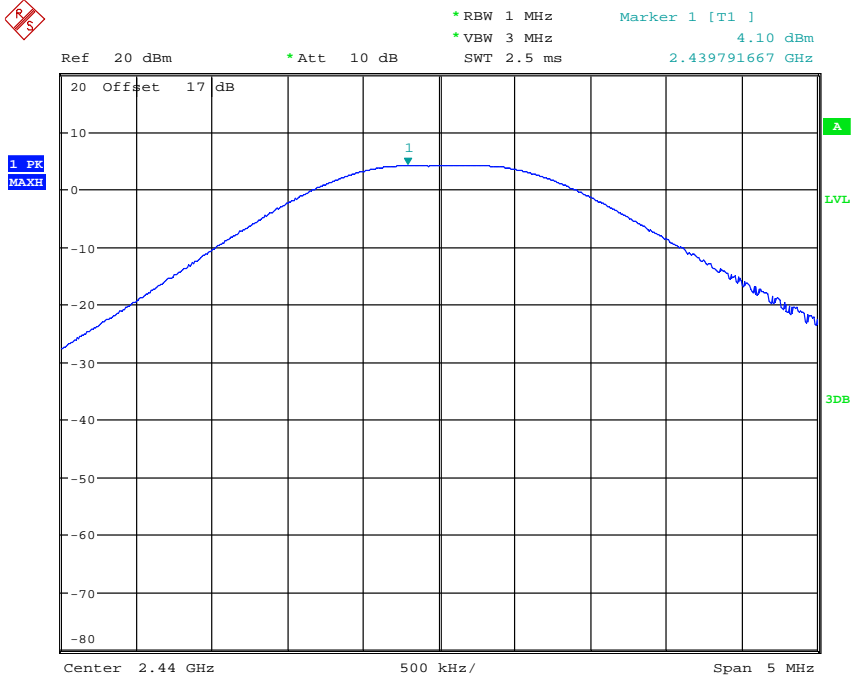
MAX OUTPUT POWER BT4.0 CH00

Date: 6.MAY.2015 10:38:24

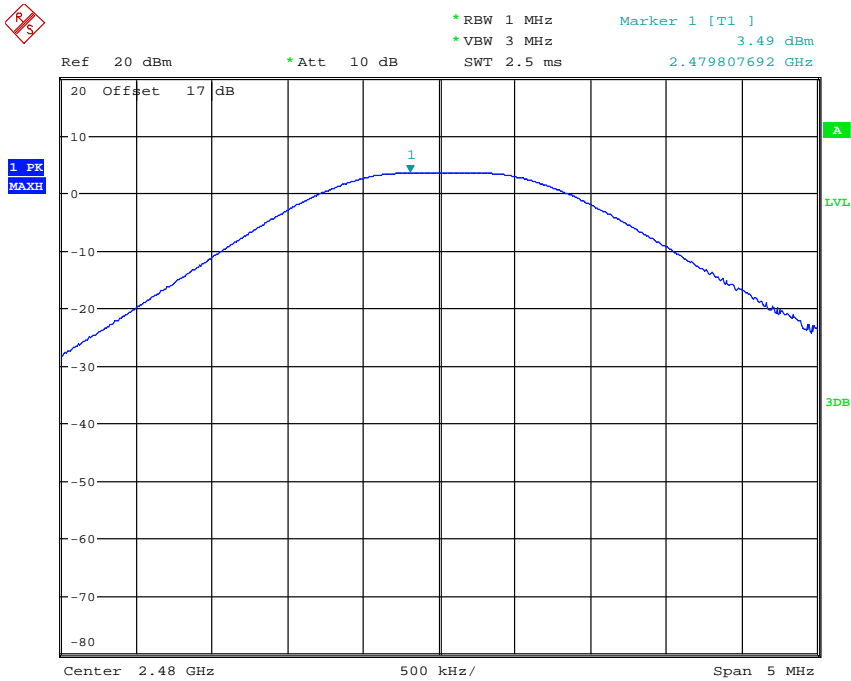


# Worldwide Testing Services(Taiwan) Co., Ltd.


Registration number: W6M21504-14969-C-1  
FCC ID: PADWF110  
IC: 10563A-WF110



MAX OUTPUT POWER BT4.0 CH19  
Date: 6.MAY.2015 10:39:16

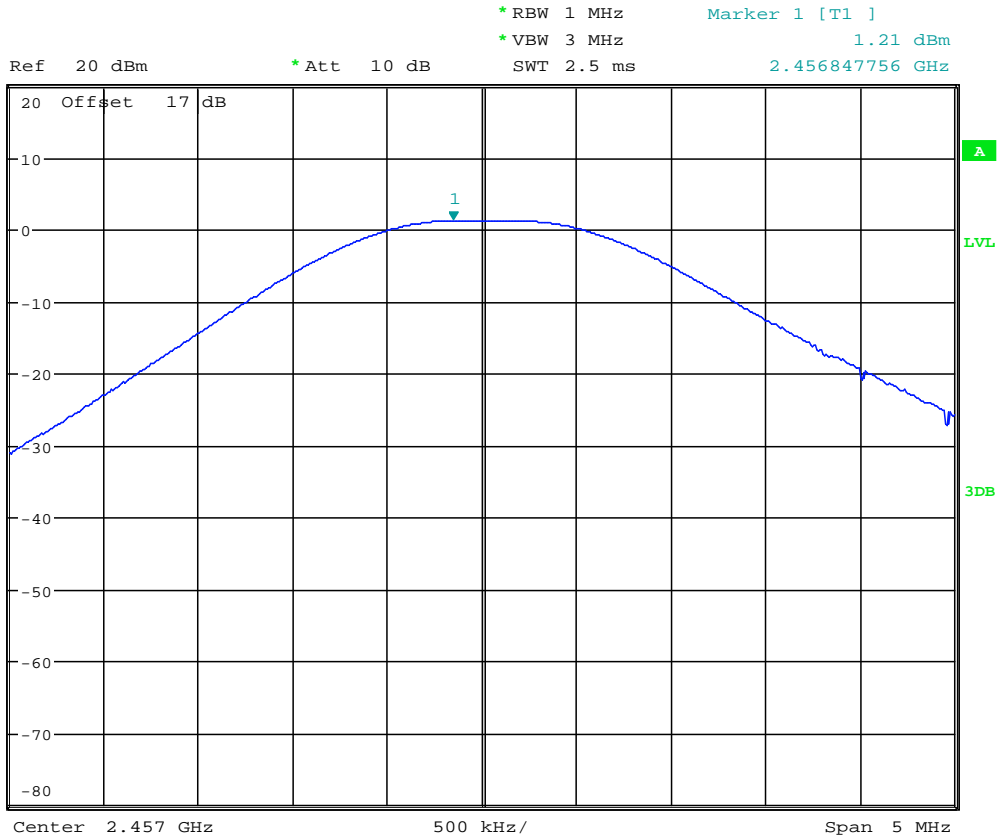


MAX OUTPUT POWER BT4.0 CH39  
Date: 6.MAY.2015 10:39:54



# Worldwide Testing Services(Taiwan) Co., Ltd.

Registration number: W6M21504-14969-C-1  
 FCC ID: PADWF110  
 IC: 10563A-WF110  
 ANT+




MAX OUTPUT POWER 2457MHz  
 Date: 6.MAY.2015 10:46:37

Limits:

Frequency MHz	Power dBm
902 - 928	30
2400 - 2483.5	30
5725 - 5850	30

In case of employing transmitter antennas having antenna gain > 6 dBi and using fixed point-to point operation consider §15.247 (b)(4)

Test equipment used: ETSTW-RE 055, ETSTW-RE 050



Registration number: W6M21504-14969-C-1  
 FCC ID: PADWF110  
 IC: 10563A-WF110

**3.2 Equivalent isotropic radiated power**

FCC Rule: 15.247(b)(3)

BLE

Test exclusion = max. conducted output power + adjusted for tune-up tolerance

Test exclusion = 4.36 dBm + 0 dB (Claimed by the applicant) = 4.36 dBm

ANT+

Test exclusion = max. conducted output power + adjusted for tune-up tolerance

Test exclusion = 1.21 dBm + 0 dB (Claimed by the applicant) = 1.21 dBm

Test equipment used: ETSTW-RE 055

**3.3 RF Exposure Compliance Requirements**

**RESULT:**

Test standard : FCC KDB Publication  
 447498 D01 General RF Exposure Guidance v05r02

According to 447498 D01 General RF Exposure Guidance v05r02:

SAR evaluation, by measurement or numerical simulation, is not required when the corresponding SAR Exclusion Threshold condition, listed below, is satisfied.

The enclosure of the device provides  $\geq 0.5$  cm separation from the antenna elements to significant metal parts of the enclosure to minimize potential perturbations.

Frequency Band:2400-2483.5 MHz

Maximum Power fed to Antenna (BLE): 2.7290 mW

Maximum Power fed to Antenna (ANT+): 1.3213 mW

Separation distances:

Radiator to user: > 5 mm


Distance prescribed in user manual: > 5 mm

MHz	5	10	15	20	25	mm
2450	10	19	29	38	48	SAR Test Exclusion Threshold (mW)

MHz	30	35	40	45	50	mm
2450	57	67	77	86	96	SAR Test Exclusion Threshold (mW)

MHz	50	60	70	80	90	100	110	120	130	140	150	160	170	180	190	mm
2450	96	196	296	396	496	596	696	796	896	996	1096	1196	1296	1396	1496	mW





Registration number: W6M21504-14969-C-1  
FCC ID: PADWF110  
IC: 10563A-WF110

**RESULT:**

Test standard : RSS-247

According to [Notice 2015-DRS0001](#)

**2.5.1 Exemption Limits for Routine Evaluation – SAR Evaluation**

SAR evaluation is required if the separation distance between the user and/or bystander and the antenna and/or radiating element of the device is less than or equal to 1 cm, except when the device operates at or below the applicable output power level (adjusted for tune-up tolerance) for the specified separation distance defined in Table 1.

Frequency (MHz)	Exemption Limits (mW)				
	At separation distance of $\leq 5$ mm	At separation distance of 10 mm	At separation distance of 15 mm	At separation distance of 20 mm	At separation distance of 25 mm
$\leq 300$	71 mW	101 mW	132 mW	162 mW	193 mW
450	52 mW	70 mW	88 mW	106 mW	123 mW
698	29.45 mW	44.23 mW	58.37 mW	73.15 mW	86.93 mW
835	17 mW	30 mW	42 mW	55 mW	67 mW
1900	7 mW	10 mW	18 mW	34 mW	60 mW
2450	4 mW	7 mW	15 mW	30 mW	52 mW
2457	3.99 mW	6.99 mW	15.01 mW	30.01 mW	52.02 mW
2480	3.94 mW	6.97 mW	15.03 mW	30.06 mW	52.09 mW
3500	2 mW	6 mW	16 mW	32 mW	55 mW


Frequency Band: 2400-2483.5 MHz

Maximum Power fed to Antenna (BLE): 4.1210 mW

Maximum Power fed to Antenna (ANT+): 1.9953 mW

This product does not need to do SAR test because e.i.r.p. is smaller than 6.97 mW (BLE).

This product does not need to do SAR test because e.i.r.p. is smaller than 3.99 mW (ANT+).



Registration number: W6M21504-14969-C-1  
FCC ID: PADWF110  
IC: 10563A-WF110

### **3.4 Transmitter Radiated Emissions in Restricted Bands**

FCC Rules: 15.247 (d), 15.205, 15.209, 15.35

Radiated emission measurements were performed from 30 MHz to 26500 MHz.

For radiated emission tests, the analyzer setting was as followings:

Frequency  $\leq$  1 GHz, RBW:100 kHz, VBW: 100 kHz (Peak measurements)

Frequency  $>$  1 GHz, RBW: 1 MHz, VBW: 1 MHz (Peak measurements)

Frequency  $>$  1 GHz , RBW:1 MHz , VBW: 10 Hz (Average measurements)

Limits.

For frequencies below 1GHz:

Frequency of Emission (MHz)	Field strength (microvolts/meter)	Field Strength (dB microvolts/meter)
30 - 88	100	40.0
88 - 216	150	43.5
216 - 960	200	46.0
Above	500	54.0

For frequencies above 1GHz (Average measurements).

Guidance on Measurement of Digit Transmission Systems:


“If the emission is pulsed, modify the unit for continuous operation, use the setting shown above, then correct the reading by subtracting the peak-average correction factor, derived from the appropriate duty cycle calculation.”

The correction factor, based on the total channel dwell time in a 100 ms period, may be mathematically applied to a measurement made with an average detector, to further reduce the value.

Duty cycle correction =  $20 \log (\text{dwell time} / 100\text{ms})$

Note: No duty cycle correction was added to the reading of this EUT.

Explanation: See attached diagrams in Appendix.



Registration number: W6M21504-14969-C-1  
FCC ID: PADWF110  
IC: 10563A-WF110

### **3.5 Spurious Emissions (tx)**

Spurious emission was measured with modulation (declared by manufacturer).

In any 100 kHz bandwidth outside the frequency band in which the intentional radiator is operating, the radio frequency power that is produced by the intentional radiator shall be at least 20dB below that in the 100 kHz bandwidth within the band that contains the highest level of the desired power, based on either an RF conducted or a radiated measurement. Attenuation below the general limits specified in § 15.209(a) is not required. In addition, radiated emissions which fall in the restricted bands, as defined in § 15.205(a), must also comply with the radiated emission limits specified in § 15.209(a) (see § 15.205(c))

FCC Rule: 15.247(d), 15.35

For out of band emissions that are close to or that exceed the 20 dB attenuation requirement described in the specification, radiated measurements were performed at a 3 m separation distance to determine whether these emissions complied with the general radiated emission requirement.

Limits:

For frequencies above 1GHz (Peak measurements).

Modified Limit for peak according to 15.35 (b) = Max Permitted average Limits + 20dB

For frequencies above 1GHz (Average measurements).

Max. reading – 20dB

Max. reading – 20 dB


Guidance on Measurement of Digit Transmission Systems:

“If the emission is pulsed, modify the unit for continuous operation, use the settings shown above, then correct the reading by subtracting the peak-average correction factor, derived from the appropriate duty cycle calculation.”

The correction factor, based on the total channel dwell time in a 100 ms period, may be mathematically applied to a measurement made with an average detector, to further reduce the value.

Duty Cycle correction =  $20 \log (\text{dwell time}/100\text{ms})$

Note: No duty cycle correction was added to the reading of EUT.



# Worldwide Testing Services(Taiwan) Co., Ltd.

Registration number: W6M21504-14969-C-1

FCC ID: PADWF110

IC: 10563A-WF110

SAMPLE CALCULATION OF LIMIT. All results will be updated by an automatic measuring system in accordance with point 2.3.

Calculation of test results:

Such factors like antenna correction, cable loss, external attenuation etc. are already included in the provided measurement results. This is done by using validated test software and calibrated test system according the accreditation requirements.

The peak and average spurious emission plots was measured with the average limits.

In the Table being listed the critical peak and average value and exhibit the compliance with the above calculated Limits.

If in the column's correction factor states a value then the max. Field strength in the same row is corrected by a value gained from the "Correction Factor".

### Summary table with radiated data of the test plots

Model: WFBKTR2 Date: --  
 Mode: -- Temperature: -- °C Engineer: --  
 Polarization: -- Humidity: --

Frequency (MHz)	Reading (dBuV)	Detector	Factor (dB)	Result (dBuV/m)		Margin (dB)	Table Degree (Deg.)	Ant. High (cm)
--	--	--	--	--	--	--	--	--
--	--	--	--	--	--	--	--	--


Frequency (MHz)	Reading (dBuV)		Factor (dB) Corr.	Result (dBuV/m)		Limit (dBuV/m)		Margin (dB)	Table Degree (Deg.)	Ant. High (m)
	Peak	Ave.		Peak	Ave.	Peak	Ave.			
--	--	--	--	--	--	--	--	--	--	--
--	--	--	--	--	--	--	--	--	--	--
--	--	--	--	--	--	--	--	--	--	--
--	--	--	--	--	--	--	--	--	--	--

### Note

1. Correction Factor = Antenna factor + Cable loss - Preamplifier
2. The formula of measured value as: Test Result = Reading + Correction Factor
3. Detector function in the form : PK = Peak, QP = Quasi Peak, AV = Average
4. All not in the table noted test results are more than 20 dB below the relevant limits.
5. Measurement uncertainty for 3m measurement: 30-1000 MHz = ± 4.32 dB, 1-18 GHz = ± 4.95 dB, 18-40 GHz = ± 2.94 dB ; Reported uncertainties represent expanded uncertainties expressed at approximately the 95% confidence level using a coverage factor of k = 2.
6. Please see attached diagrams in Appendix.

**TEST RESULT (Transmitter):** The unit DOES meet the FCC requirements.

Test equipment used: ETSTW-RE 004, ETSTW-RE 030, ETSTW-RE 111, ETSTW-RE 088, ETSTW-RE 018



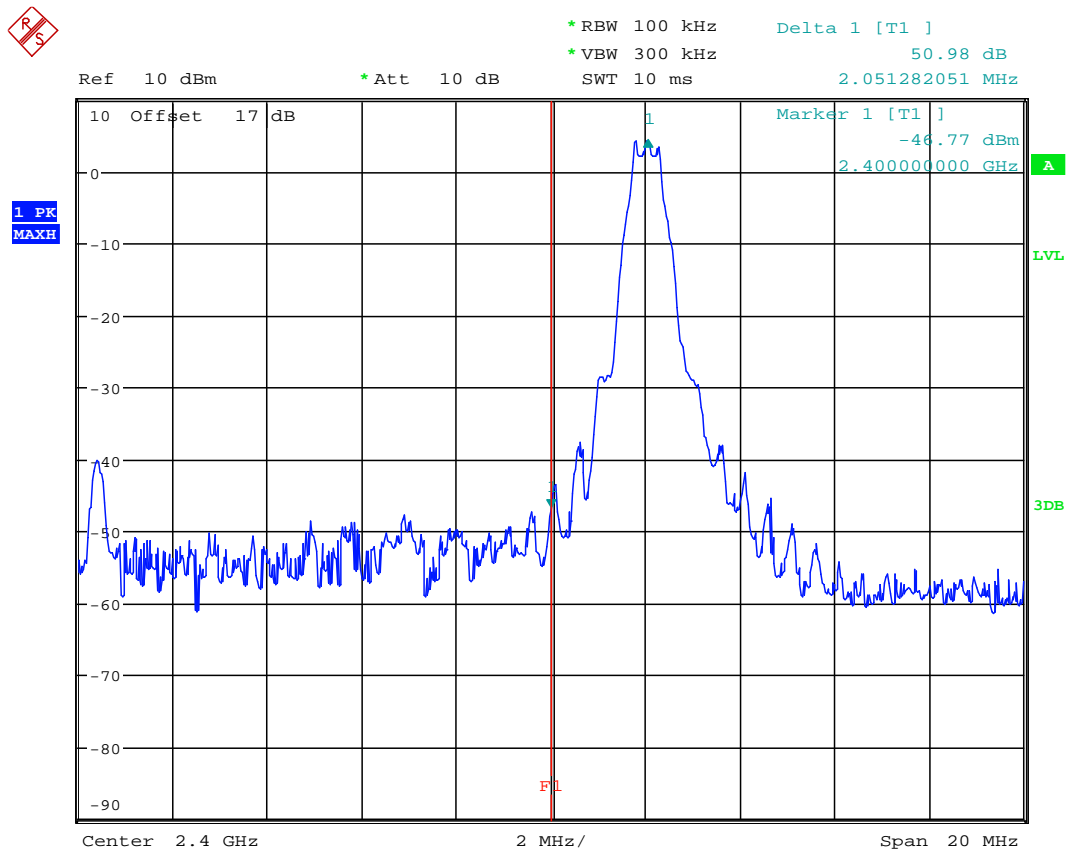
Registration number: W6M21504-14969-C-1  
FCC ID: PADWF110  
IC: 10563A-WF110

## 3.6 Radiated Emission on the band edge

According to FCC rules part 15 subpart C §15.247(d) in any 100 kHz bandwidth outside the frequency band in which the intentional radiator is operating, the radio frequency power that is produced by the intentional radiator shall be at least 20dB below that in the 100 kHz bandwidth within the band that contains the highest level of the desired power, based on either an RF conducted or a radiated measurement. Attenuation below the general limits specified in § 15.209(a) is not required.


In addition radiated emission which fall in the restricted bands, as defined in section 15.205(a), must also with the radiated emission limits.

### 100kHz Bandwidth of Band Edge BLE



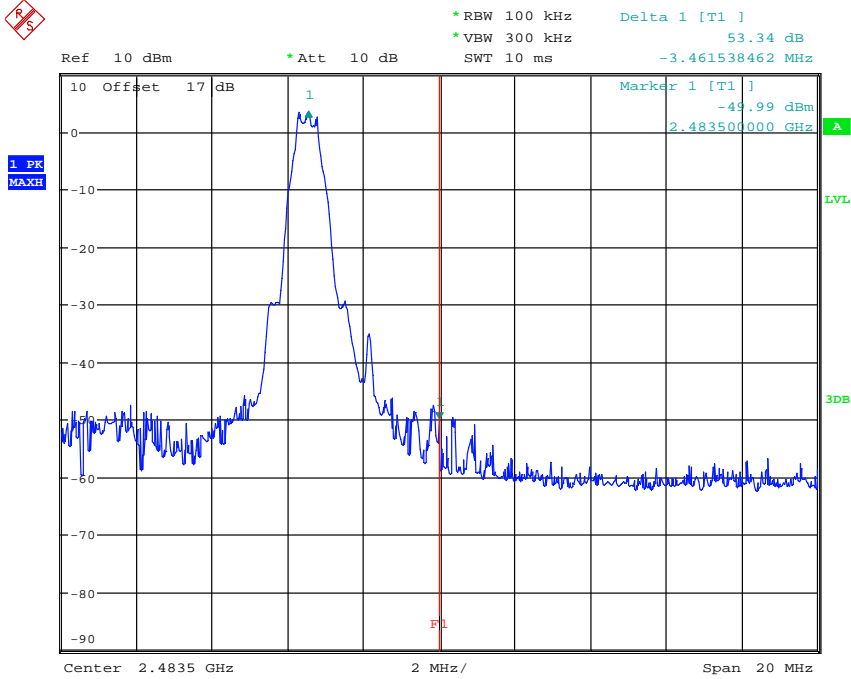
BANDEGE BT4.0 CH00

Date: 6.MAY.2015 10:38:56



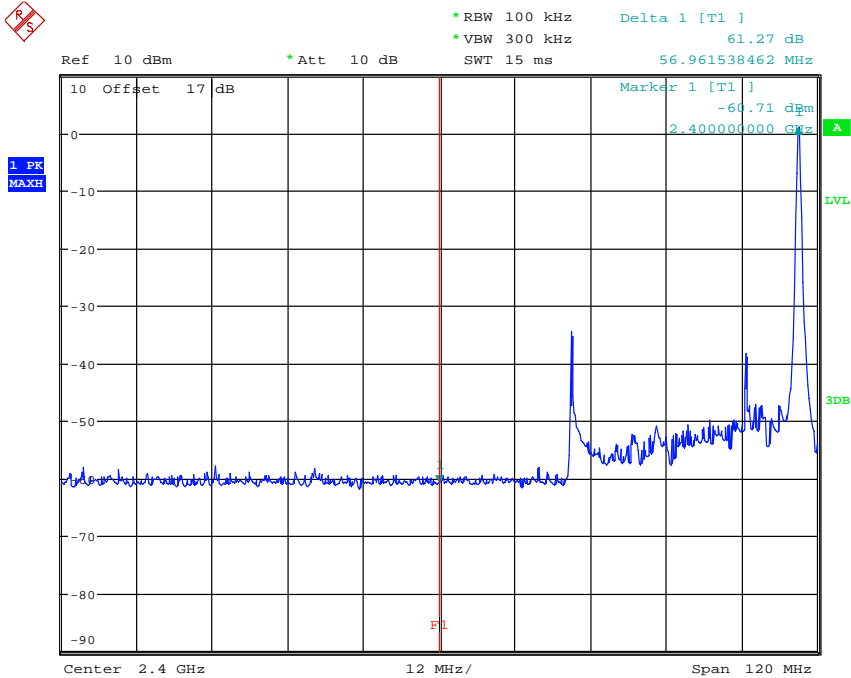
# Worldwide Testing Services(Taiwan) Co., Ltd.

Registration number: W6M21504-14969-C-1  
FCC ID: PADWF110  
IC: 10563A-WF110




BANDEDGE BT4.0 CH39  
Date: 6.MAY.2015 10:40:26

ANT+

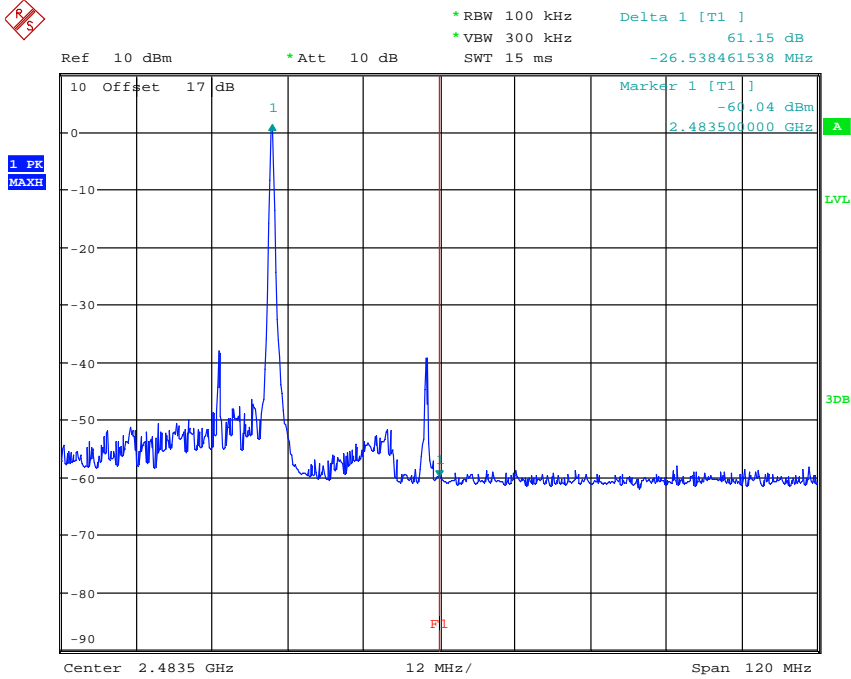


BANDEDGE 2457MHz  
Date: 6.MAY.2015 10:44:04




# Worldwide Testing Services(Taiwan) Co., Ltd.

Registration number: W6M21504-14969-C-1  
FCC ID: PADWF110  
IC: 10563A-WF110

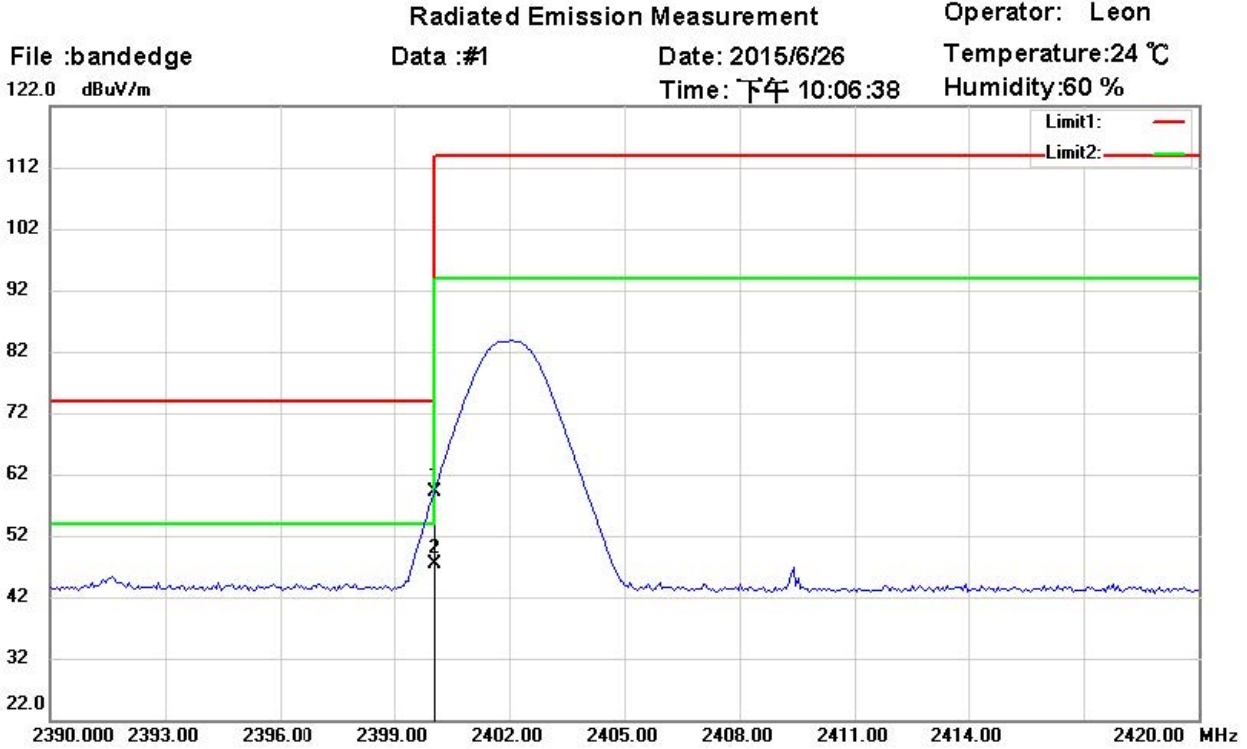


BANDEDGE 2457MHz  
Date: 6.MAY.2015 10:43:28



# Worldwide Testing Services(Taiwan) Co., Ltd.


Registration number: W6M21504-14969-C-1  
 FCC ID: PADWF110  
 IC: 10563A-WF110  
 Bandedge on restricted band  
 BLE



Site : Chamber  
 Condition : FCC\_part 15 RE-Class C (Bandedge)      Polarization: *Horizontal*  
 EUT : W6M21504-14969      Power : 12 Vd.c.  
 M/N:  
 Test Mode : TX 2402MHz      Distance: 3m  
 Note :

Mk.	Frequency (MHz)	Reading (dBuV)	Detector	Corr. factor (dB/m)	Result (dBuV/m)	Limit (dBuV/m)	Ant.Pos (cm)	Tab.Pos (deg.)	Margin (dB)	Comment
	2400.000	20.97	peak	38.14	59.11	74.00	100	165	-14.89	
*	2400.000	9.18	AVG	38.14	47.32	54.00	100	165	-6.68	





# Worldwide Testing Services(Taiwan) Co., Ltd.

Registration number: W6M21504-14969-C-1  
 FCC ID: PADWF110  
 IC: 10563A-WF110

## Radiated Emission Measurement

Operator: Leon

File :bandedge  
 122.0 dBuV/m

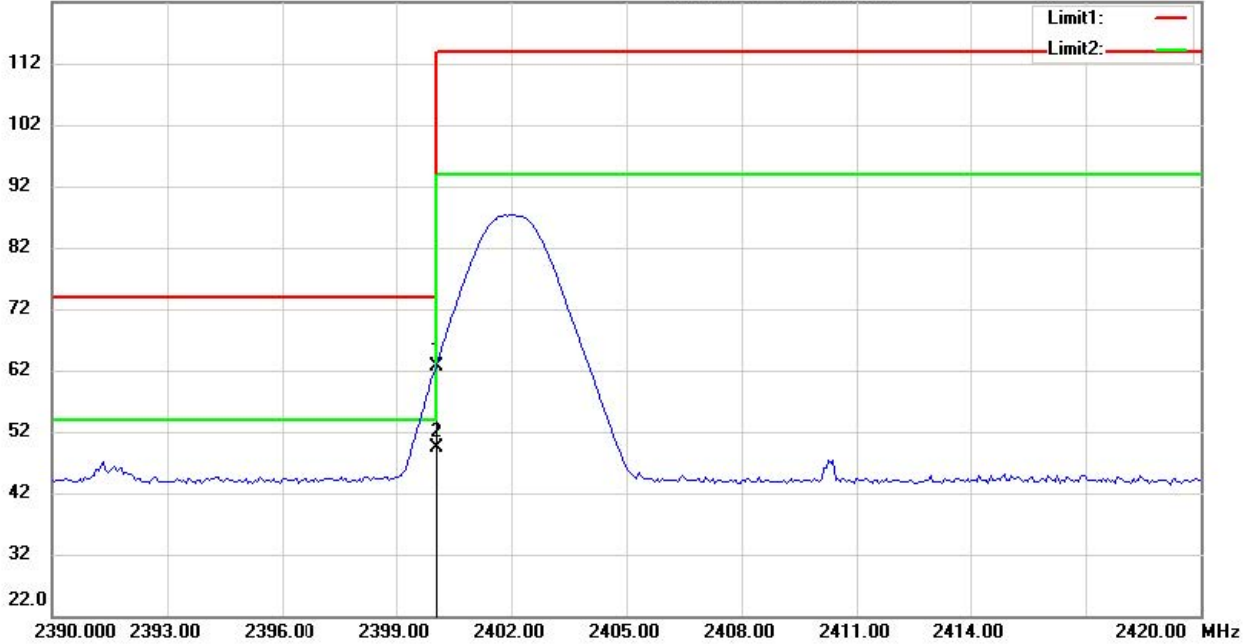
Data :#2

Date: 2015/6/26

Temperature:24 °C

Time: 下午 10:09:18

Humidity:60 %



Site : Chamber

Condition : FCC\_part 15 RE-Class C (Bandedge)

Polarization: *Vertical*

EUT : W6M21504-14969

Power : 12 Vd.c.


M/N:

Distance: 3m

Test Mode : TX 2402MHz

Note :

Mk.	Frequency (MHz)	Reading (dBuV)	Detector	Corr. factor (dB/m)	Result (dBuV/m)	Limit (dBuV/m)	Ant.Pos (cm)	Tab.Pos (deg.)	Margin (dB)	Comment
	2400.000	24.60	peak	38.14	62.74	74.00	100	250	-11.26	
*	2400.000	11.36	AVG	38.14	49.50	54.00	100	250	-4.50	



# Worldwide Testing Services(Taiwan) Co., Ltd.

Registration number: W6M21504-14969-C-1  
 FCC ID: PADWF110  
 IC: 10563A-WF110

## Radiated Emission Measurement

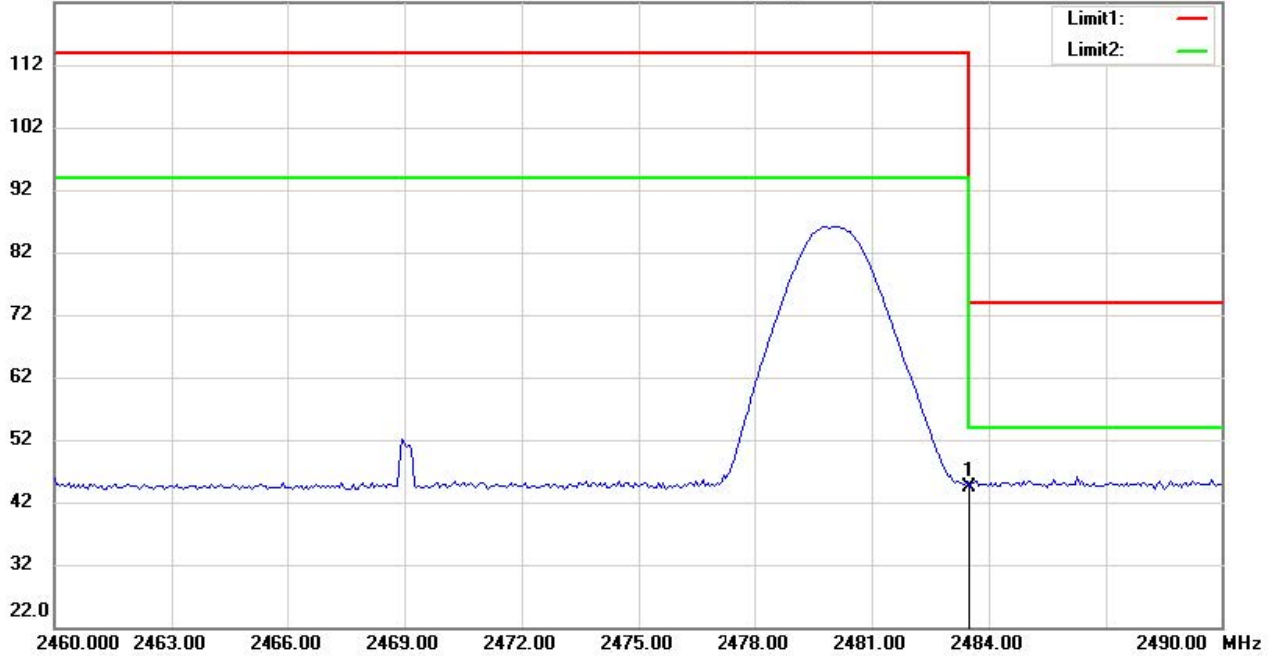
Operator: Leon  
 Temperature: 24 °C  
 Humidity: 60 %

File :bandedge  
 122.0 dBuV/m

Data :#1

Date: 2015/6/26

Time: 下午 10:13:19



Site : Chamber

Condition : FCC\_part 15 RE-Class C (Bandedge)

EUT : W6M21504-14969

M/N:

Test Mode : TX 2480MHz


Note :

Polarization: *Horizontal*

Power : 12 Vd.c.

Distance: 3m

Mk.	Frequency (MHz)	Reading (dBuV)	Detector	Corr. factor (dB/m)	Result (dBuV/m)	Limit (dBuV/m)	Ant.Pos (cm)	Tab.Pos (deg.)	Margin (dB)	Comment
*	2483.500	6.17	peak	38.32	44.49	74.00	100	155	-29.51	



# Worldwide Testing Services(Taiwan) Co., Ltd.

Registration number: W6M21504-14969-C-1  
 FCC ID: PADWF110  
 IC: 10563A-WF110

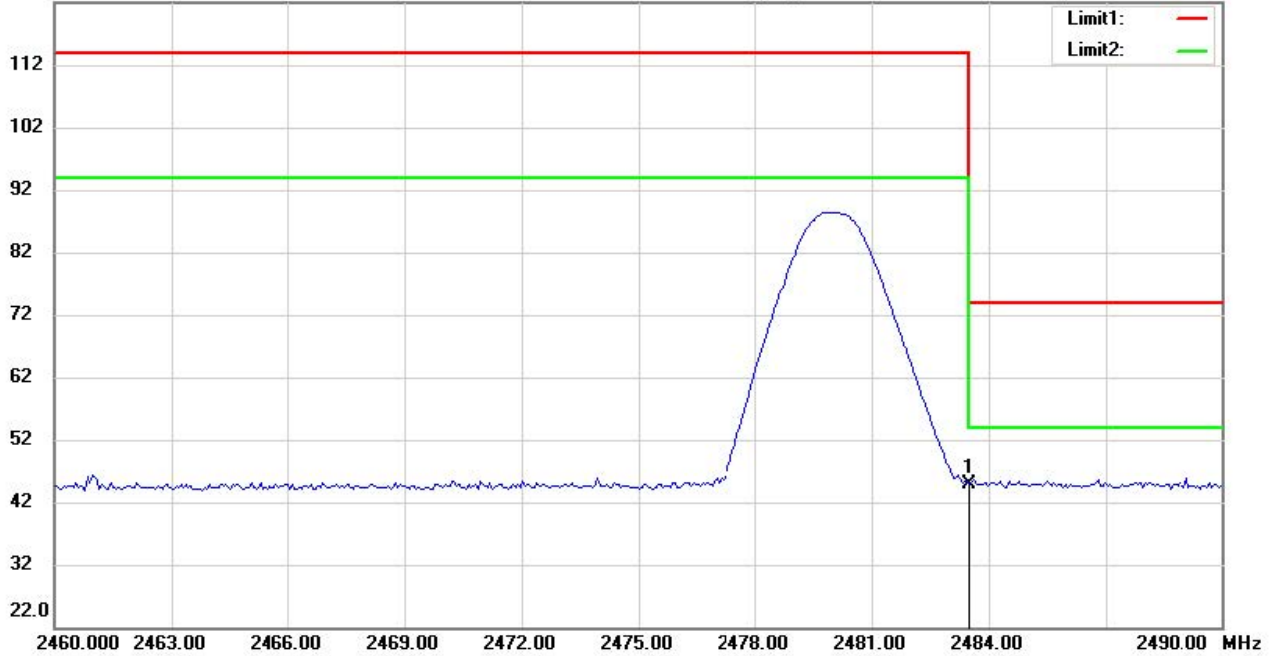
## Radiated Emission Measurement

Operator: Leon  
 Temperature: 24 °C  
 Humidity: 60 %

File :bandedge  
 122.0 dBuV/m

Data :#2

Date: 2015/6/26  
 Time: 下午 10:15:17



Site : Chamber

Condition : FCC\_part 15 RE-Class C (Bandedge)

EUT : W6M21504-14969

M/N:

Test Mode : TX 2480MHz


Note :

Polarization: *Vertical*

Power : 12 Vd.c.

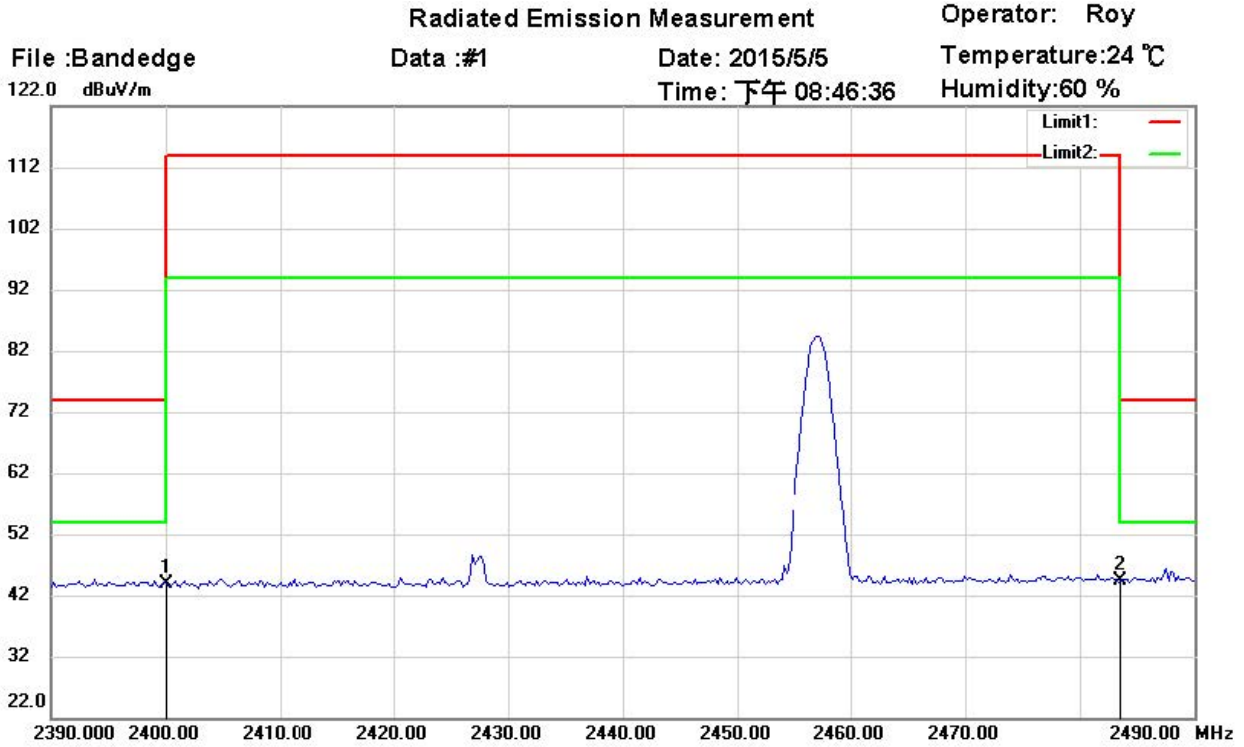
Distance: 3m

Mk.	Frequency (MHz)	Reading (dBuV)	Detector	Corr. factor (dB/m)	Result (dBuV/m)	Limit (dBuV/m)	Ant.Pos (cm)	Tab.Pos (deg.)	Margin (dB)	Comment
*	2483.500	6.65	peak	38.32	44.97	74.00	100	250	-29.03	



# Worldwide Testing Services(Taiwan) Co., Ltd.

Registration number: W6M21504-14969-C-1  
 FCC ID: PADWF110  
 IC: 10563A-WF110  
 ANT+



Site : Chamber

Condition : FCC\_part 15 RE-Class C PK (Bandedge)

Polarization: *Horizontal*

EUT : W6M21504-14969

Power : 12 Vd.c.


M/N:

Distance: 3m

Test Mode : TX 2457MHz

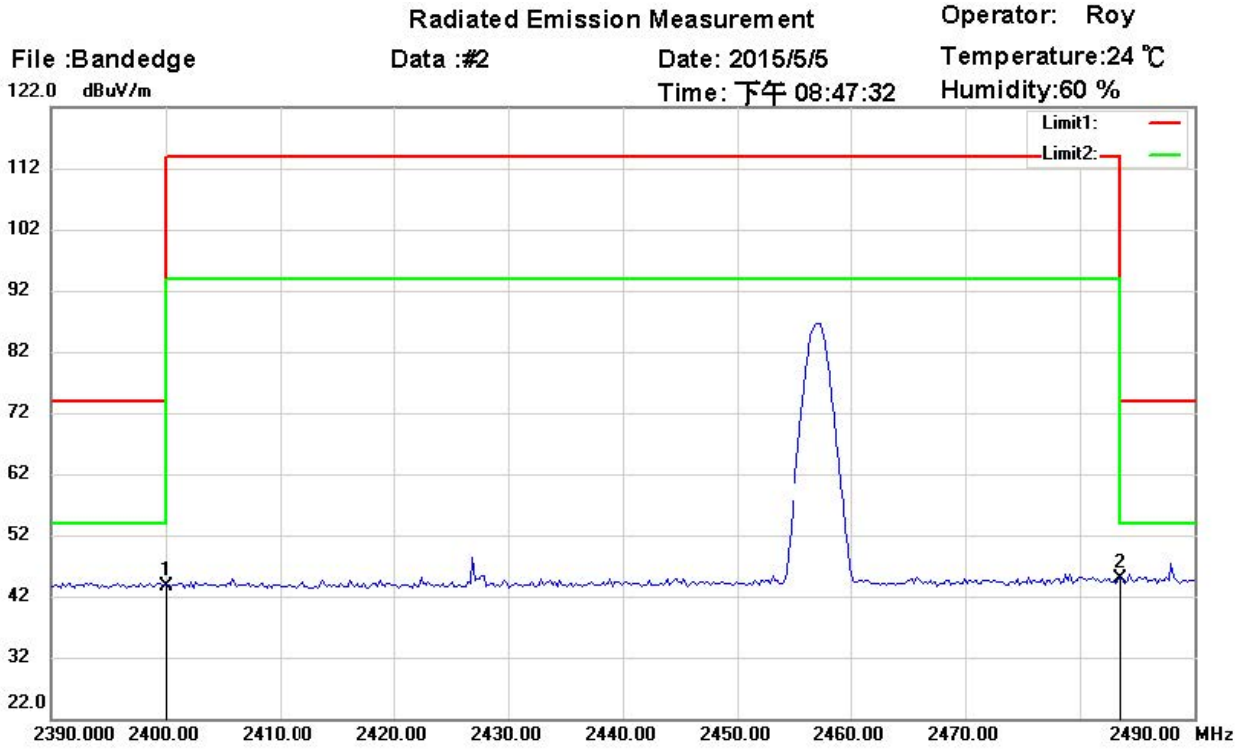
Note :

Mk.	Frequency (MHz)	Reading (dBuV)	Detector	Corr. factor (dB/m)	Result (dBuV/m)	Limit (dBuV/m)	Ant.Pos (cm)	Tab.Pos (deg.)	Margin (dB)	Comment
	2400.000	5.84	peak	38.14	43.98	74.00	100	200	-30.02	
*	2483.500	5.98	peak	38.32	44.30	74.00	100	95	-29.70	



# Worldwide Testing Services(Taiwan) Co., Ltd.

Registration number: W6M21504-14969-C-1  
 FCC ID: PADWF110  
 IC: 10563A-WF110




Site : Chamber  
 Condition : FCC\_part 15 RE-Class C PK (Bandedge)      Polarization: *Vertical*  
 EUT : W6M21504-14969      Power : 12 Vd.c.  
 M/N:  
 Test Mode : TX 2457MHz      Distance: 3m  
 Note :

Mk.	Frequency (MHz)	Reading (dBuV)	Detector	Corr. factor (dB/m)	Result (dBuV/m)	Limit (dBuV/m)	Ant.Pos (cm)	Tab.Pos (deg.)	Margin (dB)	Comment
	2400.000	5.48	peak	38.14	43.62	74.00	100	265	-30.38	
*	2483.500	6.66	peak	38.32	44.98	74.00	100	150	-29.02	

Limit:

Frequency Range / MHz	Limit
902 - 928	- 20 dB
2400 - 2483.5	
5725 - 5850	

Test equipment used: ETSTW-RE 055, ETSTW-RE 050



Registration number: W6M21504-14969-C-1  
FCC ID: PADWF110  
IC: 10563A-WF110

## 3.7 Minimum 6 dB Bandwidth


The analyzer ResBW was set to 100 kHz. For each RF output channel investigated, the spectrum analyzer center frequency was set to the channel carrier. A PEAK reading was taken, two markers were set 6 dB below the maximum level on the right and the left side of the emission. The 6 dB bandwidth is the frequency difference between the two markers.

BLE



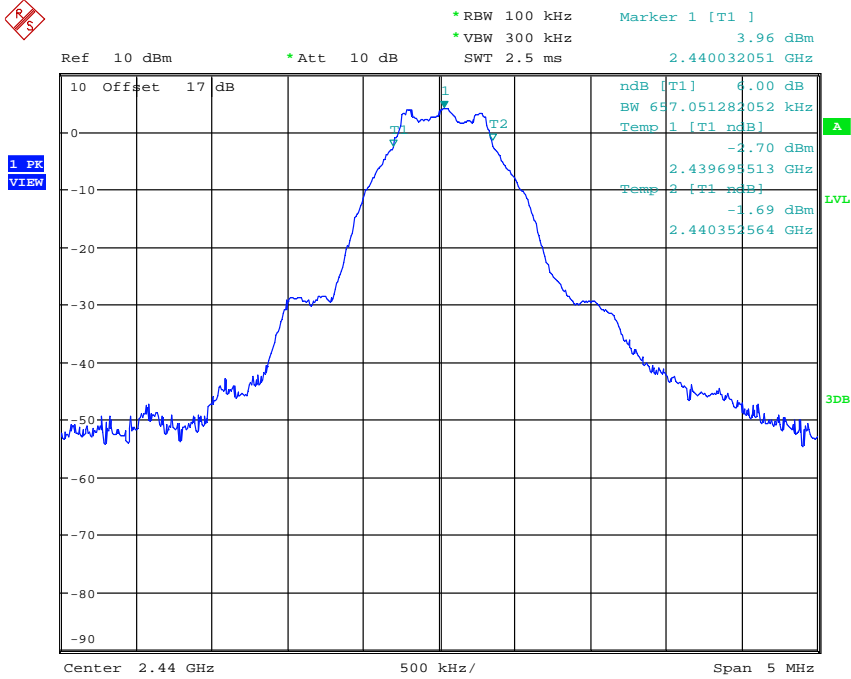
6DB BANDWIDTH BT4.0 CH00

Date: 6.MAY.2015 10:38:36

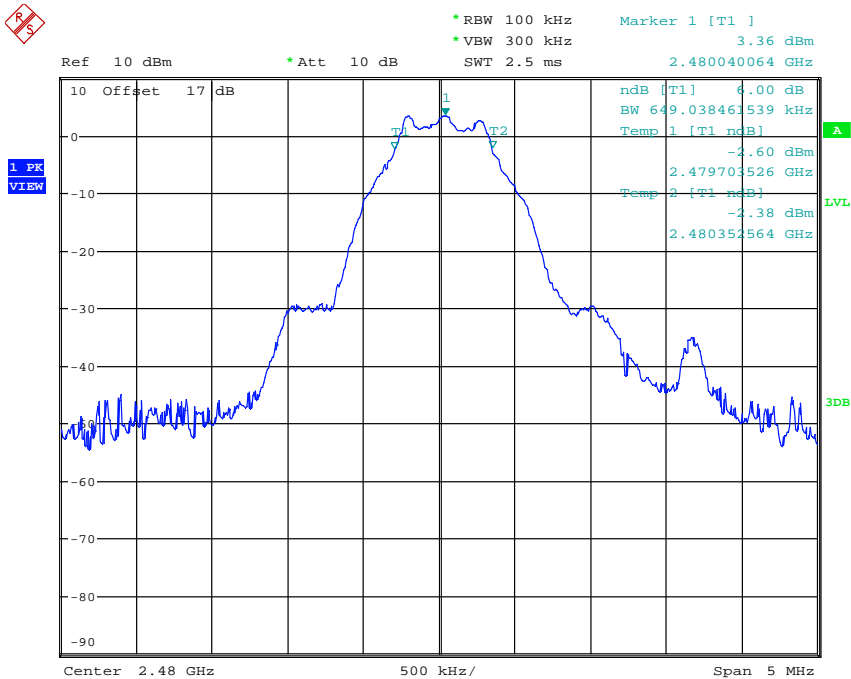


# Worldwide Testing Services(Taiwan) Co., Ltd.


Registration number: W6M21504-14969-C-1  
 FCC ID: PADWF110  
 IC: 10563A-WF110



6DB BANDWIDTH BT4.0 CH19  
 Date: 6.MAY.2015 10:39:28

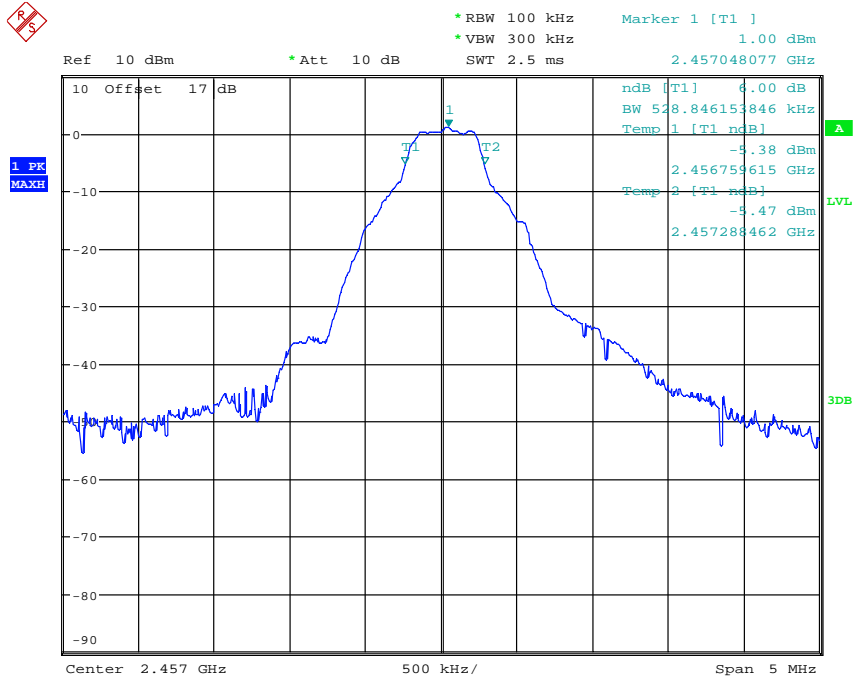


6DB BANDWIDTH BT4.0 CH39  
 Date: 6.MAY.2015 10:40:06



# Worldwide Testing Services(Taiwan) Co., Ltd.

Registration number: W6M21504-14969-C-1  
 FCC ID: PADWF110  
 IC: 10563A-WF110  
 ANT+




6DB BANDWIDTH 2457MHz  
 Date: 6.MAY.2015 10:48:42

## Limits:

Frequency Range MHz	Limits
902-928	min 500 kHz
2400-2483.5	min 500 kHz
5725-5850	min 500 kHz

Test equipment used: ETSTW-RE 055, ETSTW-RE 050

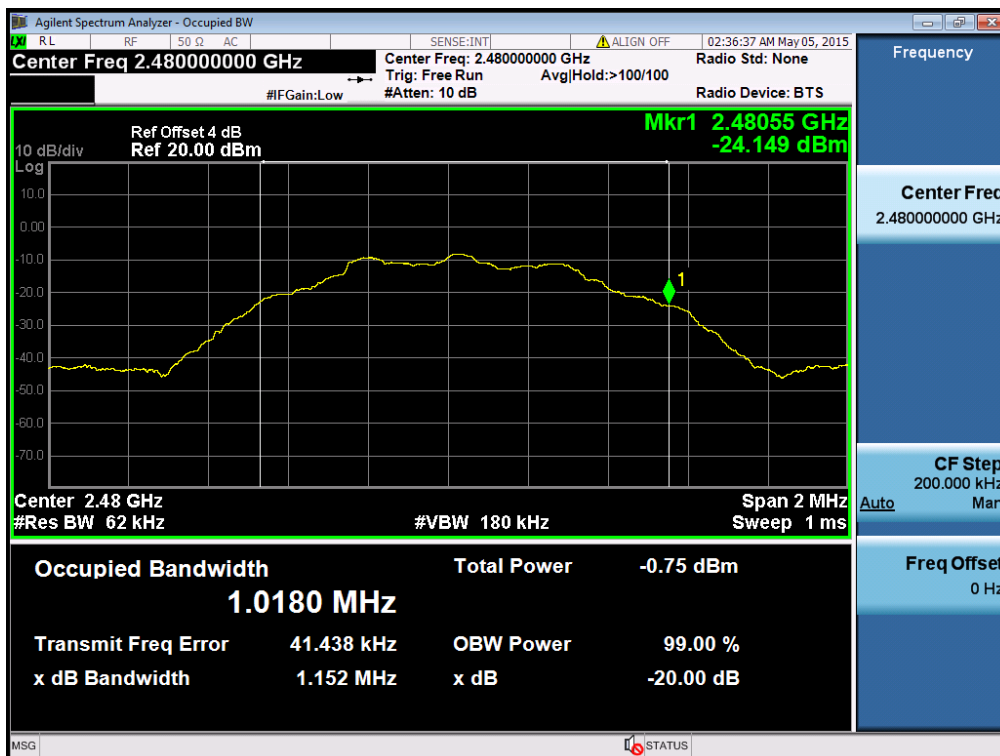
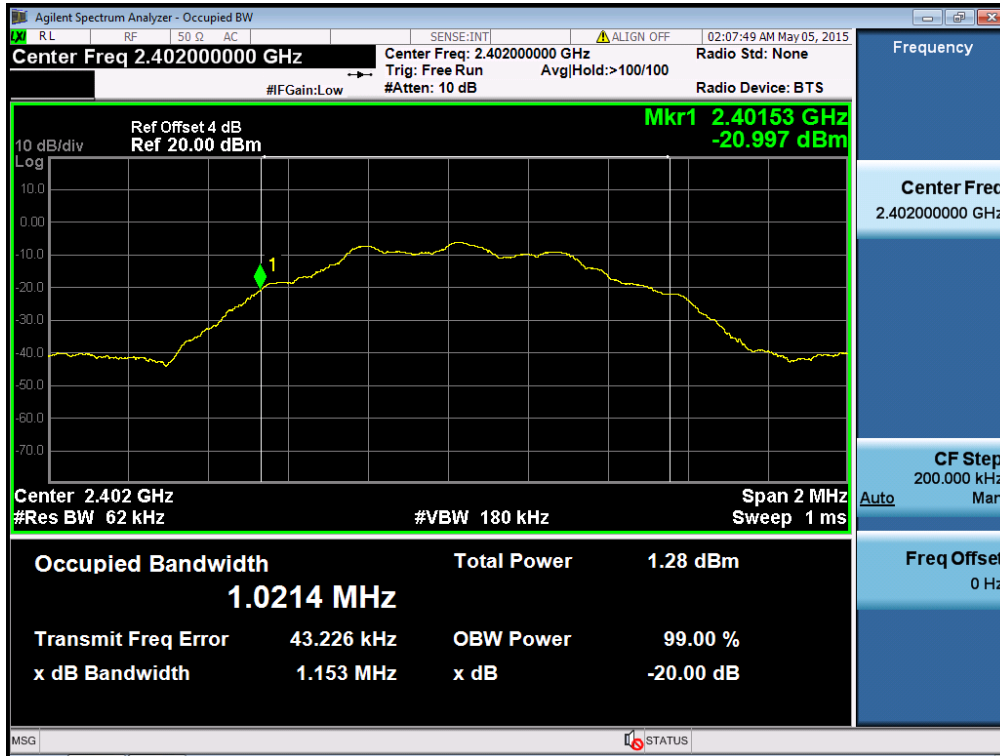





Registration number: W6M21504-14969-C-1  
 FCC ID: PADWF110  
 IC: 10563A-WF110

## 3.8 Occupied Bandwidth

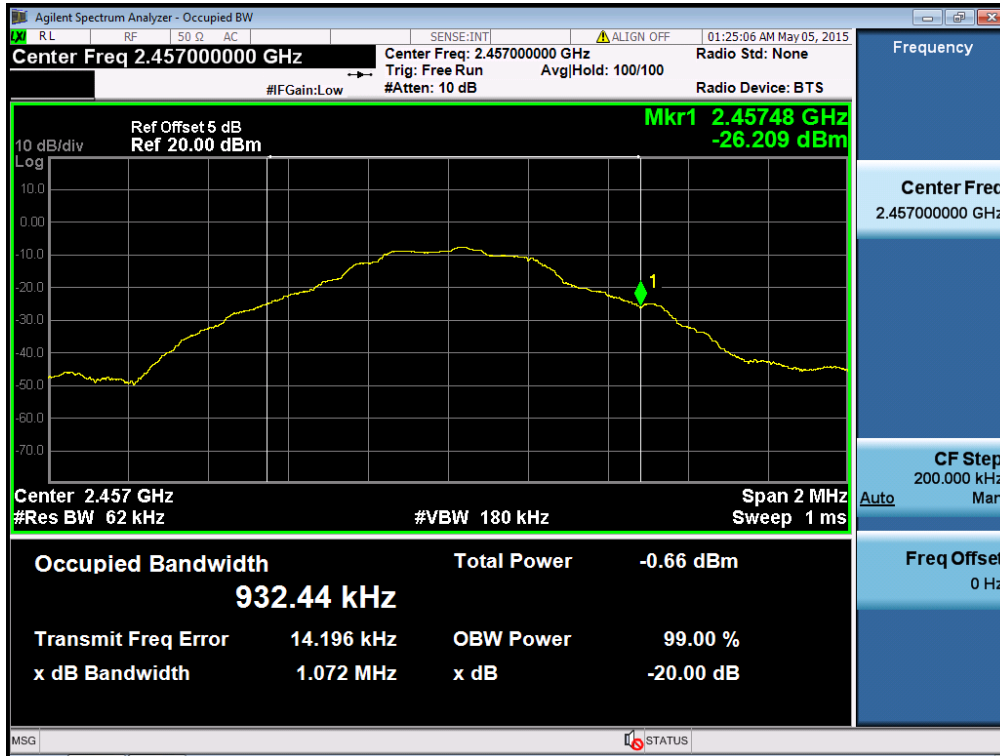
BLE






# Worldwide Testing Services(Taiwan) Co., Ltd.

Registration number: W6M21504-14969-C-1  
 FCC ID: PADWF110  
 IC: 10563A-WF110  
 ANT+



Test equipment used: ETSTW-RE 133, ETSTW-RE 050, ETSTW-RE 099

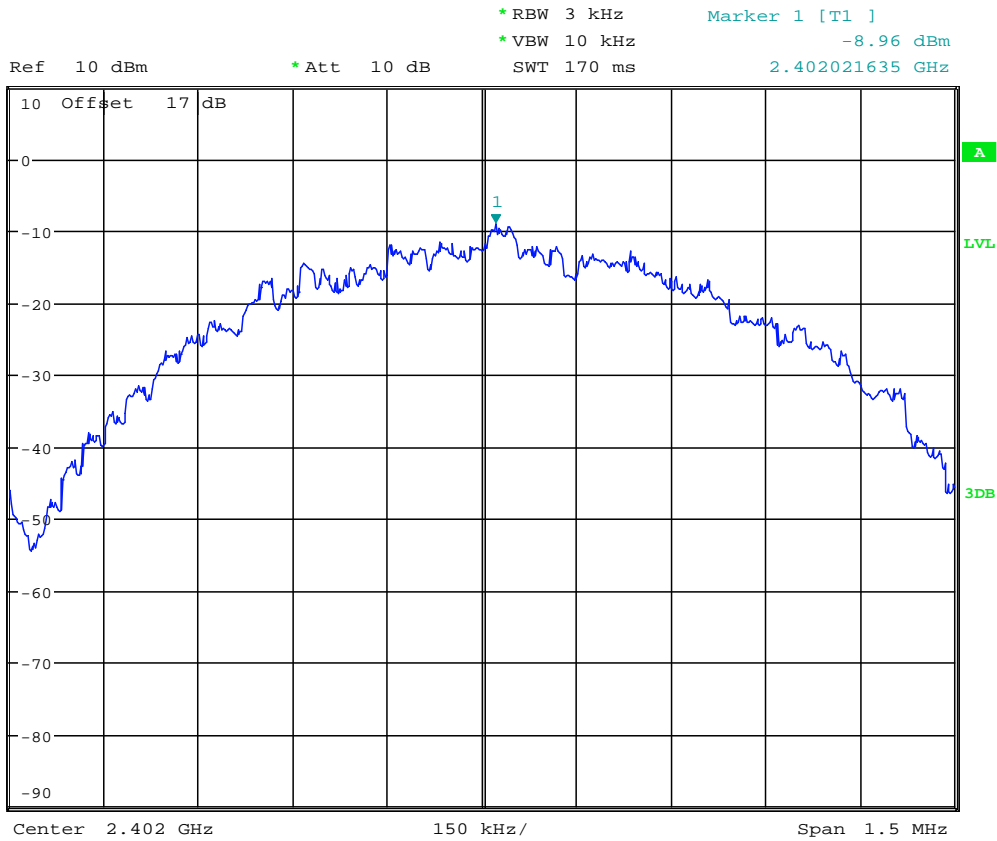


Registration number: W6M21504-14969-C-1  
FCC ID: PADWF110  
IC: 10563A-WF110

### 3.9 Peak Power Spectral Density


Peak Power Spectral density is a measured at low, middle and high channel.  
The peak output power is measured with a measurement bandwidth of 10 MHz and displayed on diagram together with Peak Power Spectral Density result which was measured with a bandwidth of 3 kHz, appreciate frequency span and sweep time.

BLE



POWER DENSITY BT4.0 CH00  
Date: 6.MAY.2015 10:38:48

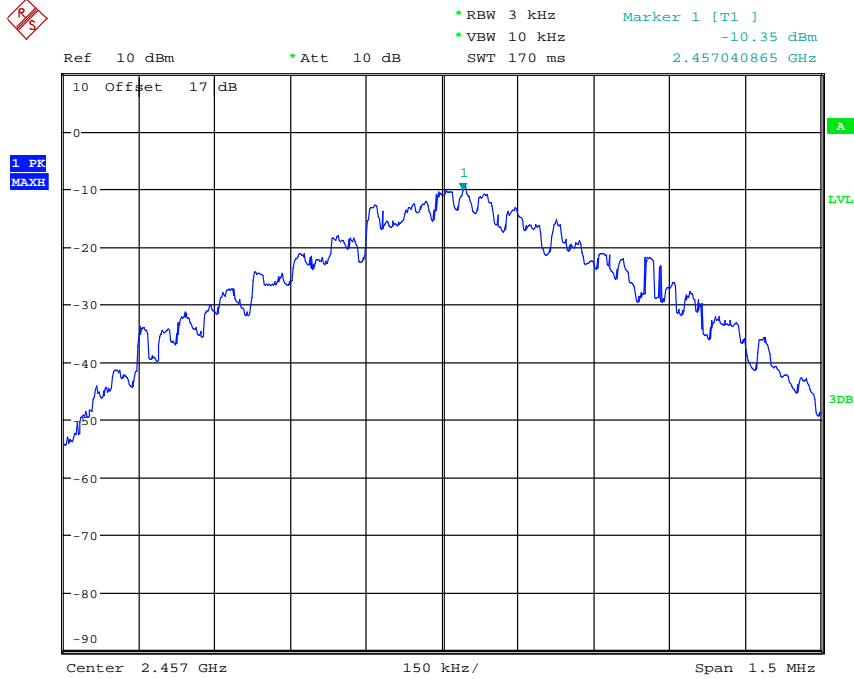




# Worldwide Testing Services(Taiwan) Co., Ltd.

Registration number: W6M21504-14969-C-1  
 FCC ID: PADWF110  
 IC: 10563A-WF110

ANT+




POWER DENSITY 2457MHz  
 Date: 6.MAY.2015 10:49:51

## Limits:

Frequency Range MHz	dBm
902-928	8
2400-2483.5	8
5725-5850	8

Test equipment used: ETSTW-RE 055, ETSTW-RE 050



Registration number: W6M21504-14969-C-1  
FCC ID: PADWF110  
IC: 10563A-WF110

**3.10 Radiated Emission from Receiver Part**


FCC Rule: 15.109

**Summary table with radiated data of the test plots**

Except for Class A digital devices, the field strength of radiated emissions from unintentional radiators at a distance of 3 meters shall not exceed the following values:

Frequency of Emission (MHz)	Field Strength (microvolts/meter)	Field Strength (dBmicrovolts/meter)
30 – 88	100	40.0
88 – 216	150	43.5
216 – 960	200	46.0
Above 960	500	54.0

Explanation: The test results of digital part data are listed in the separated test report no.:  
W6M21504-14969-P-15B. For receiver part data, see attached diagrams in appendix.

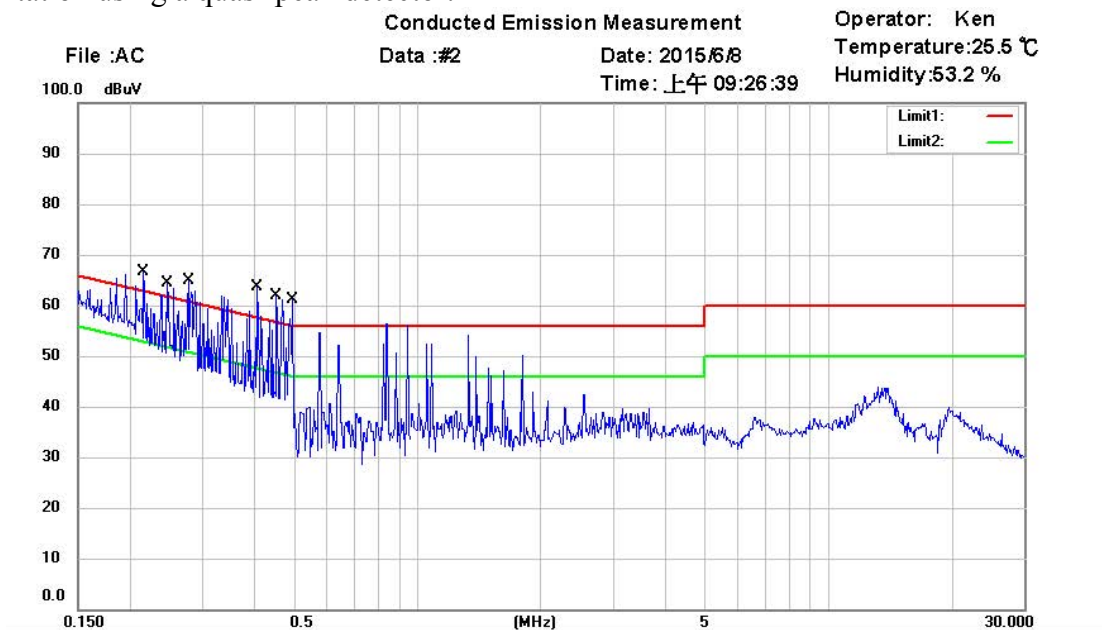


Registration number: W6M21504-14969-C-1  
 FCC ID: PADWF110  
 IC: 10563A-WF110

## 3.11 Power Line Conducted Emission


For an intentional radiator which is designed to be connected to the public utility (AC) power line, the radio frequency voltage that is conducted back onto the AC line on any frequency or frequencies within the band 150 kHz to 30 MHz shall not exceed the limits in the table bellows with this provision shall be based on the measurement of the radio frequency voltage between each power line and ground at the power terminals.

This measurement was transact first with instrumentation using an average and peak detector and a 10 kHz bandwidth. If the peak detector achieves a calculated level, the measurement is repeated by an instrumentation using a quasi-peak detector.



Site : Chamber\_03  
 Condition : FCC Part 15 Class B Conduction (QP)                      Phase: N  
 EUT : W6M21504-14969                      Power : 120 V.a.c.  
 M/N:  
 Test Mode :  
 Note :

Mk.	Frequency (MHz)	Reading (dBuV)	Detector	Corrected factor(dB)	Result (dBuV)	Limit (dBuV)	Margin (dB)	Comment
	0.2158	35.36	QP	9.76	45.12	62.98	-17.86	
	0.2158	9.19	AVG	9.76	18.95	52.98	-34.03	
	0.2460	33.42	QP	9.76	43.18	61.89	-18.71	
	0.2460	12.64	AVG	9.76	22.40	51.89	-29.49	
	0.2765	30.49	QP	9.76	40.25	60.92	-20.67	
	0.2765	10.79	AVG	9.76	20.55	50.92	-30.37	
*	0.4046	37.90	QP	9.77	47.67	57.76	-10.09	
	0.4046	5.20	AVG	9.77	14.97	47.76	-32.79	
	0.4522	33.72	QP	9.77	43.49	56.83	-13.34	
	0.4522	5.99	AVG	9.77	15.76	46.83	-31.07	
	0.4950	32.60	QP	9.77	42.37	56.08	-13.71	
	0.4950	3.51	AVG	9.77	13.28	46.08	-32.80	



# Worldwide Testing Services(Taiwan) Co., Ltd.

Registration number: W6M21504-14969-C-1  
 FCC ID: PADWF110  
 IC: 10563A-WF110

Conducted Emission Measurement

Operator: Ken  
 Temperature: 25.5 °C  
 Humidity: 53.2 %



Site : Chamber\_03

Condition : FCC Part 15 Class B Conduction (QP)

Phase: L1

EUT : W6M21504-14969

Power : 120 Va.c.

M/N:


Test Mode :

Note :

Mk.	Frequency (MHz)	Reading (dBuV)	Detector	Corrected factor(dB)	Result (dBuV)	Limit (dBuV)	Margin (dB)	Comment
*	0.1596	39.24	QP	9.70	48.94	65.48	-16.54	
	0.1596	13.57	AVG	9.70	23.27	55.48	-32.21	
	0.2414	30.83	QP	9.70	40.53	62.05	-21.52	
	0.2414	9.78	AVG	9.70	19.48	52.05	-32.57	
	0.2534	34.38	QP	9.70	44.08	61.64	-17.56	
	0.2534	15.02	AVG	9.70	24.72	51.64	-26.92	
	0.3288	27.03	QP	9.70	36.73	59.48	-22.75	
	0.3288	7.48	AVG	9.70	17.18	49.48	-32.30	
	0.3687	22.88	QP	9.70	32.58	58.53	-25.95	
	0.3687	5.04	AVG	9.70	14.74	48.53	-33.79	
	0.4485	21.16	QP	9.70	30.86	56.90	-26.04	
	0.4485	3.75	AVG	9.70	13.45	46.90	-33.45	

- Note:**
1. The formula of measured value as: Test Result = Reading + Correction Factor
  2. The Correction Factor = Cable Loss + LISN Insertion Loss + Pulse Limit Loss
  3. Detector function in the form : PK = Peak, QP = Quasi Peak, AV = Average
  4. All not in the table noted test results are more than 20 dB below the relevant limits.
  5. Measurement uncertainty = ±1.67dB; Reported uncertainties represent expanded uncertainties expressed at approximately the 95% confidence level using a coverage factor of k = 2.





# Worldwide Testing Services(Taiwan) Co., Ltd.

Registration number: W6M21504-14969-C-1


FCC ID: PADWF110

IC: 10563A-WF110

**Limits:**

Frequency of Emission (MHz)	Conducted Limit (dBuV)	
	Quasi Peak	Average
0.15-0.5	66 to 56	56 to 46
0.5-5	56	46
5-30	60	50

Test equipment used: ETSTW-CE 001, ETSTW-CE 016, ETSTW-CE 006, ETSTW-RE 045



Registration number: W6M21504-14969-C-1  
FCC ID: PADWF110  
IC: 10563A-WF110

## **Appendix**

### **Measurement diagrams**

Spurious Emissions radiated



Radiated Emission Measurement

Operator: Leon

File :1

Data :#1

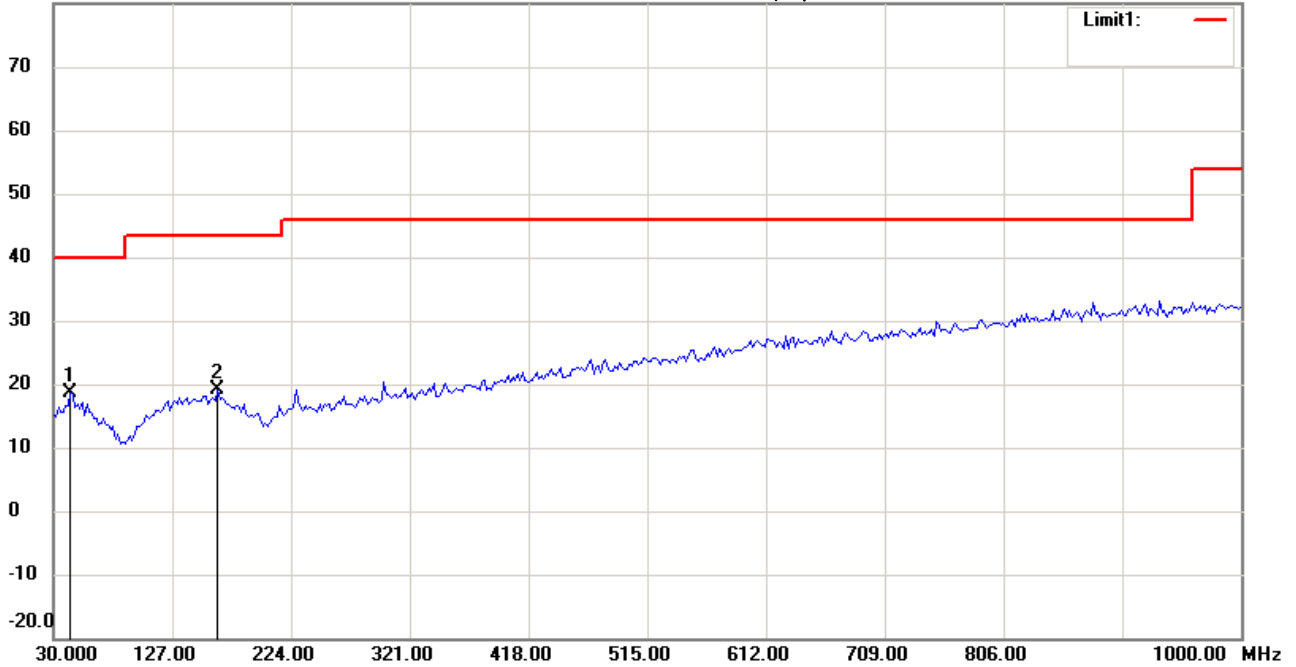
Date: 2015/5/4

Temperature:24 °C

80.0 dBuV/m

Time: 下午 02:59:29

Humidity:60 %



Site : Chamber

Condition : FCC\_part 15 RE-Class C\_30-1000MHz

EUT : W6M21504-14969

M/N:

Test Mode : TX 2402MHz

Note :

Polarization: *Horizontal*

Power : 12 Vd.c.

Distance: 3m

Mk.	Frequency (MHz)	Reading (dBuV)	Detector	Corr. factor (dB/m)	Result (dBuV/m)	Limit (dBuV/m)	Ant.Pos (cm)	Tab.Pos (deg.)	Margin (dB)	Comment
*	43.6071	3.93	peak	14.82	18.75	40.00	100	80	-21.25	
	164.1282	3.71	peak	15.32	19.03	43.50	100	210	-24.47	



Radiated Emission Measurement

Operator: Leon

File :1

Data :#2

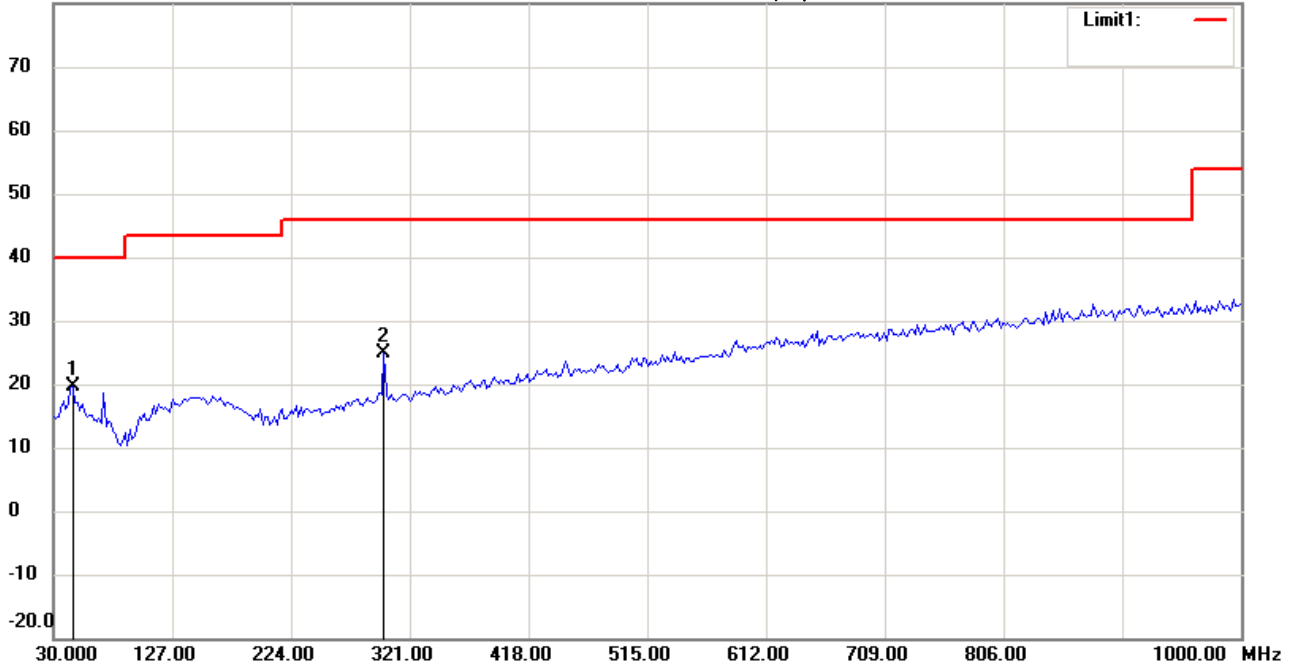
Date: 2015/5/4

Temperature:24 °C

80.0 dBuV/m

Time: 下午 03:00:14

Humidity:60 %



Site : Chamber

Condition : FCC\_part 15 RE-Class C\_30-1000MHz

EUT : W6M21504-14969

M/N:

Test Mode : TX 2402MHz

Note :

Polarization: *Vertical*

Power : 12 Vd.c.

Distance: 3m

Mk.	Frequency (MHz)	Reading (dBuV)	Detector	Corr. factor (dB/m)	Result (dBuV/m)	Limit (dBuV/m)	Ant.Pos (cm)	Tab.Pos (deg.)	Margin (dB)	Comment
*	45.5511	4.68	peak	14.88	19.56	40.00	100	115	-20.44	
	300.2004	8.74	peak	16.04	24.78	46.00	100	130	-21.22	



Radiated Emission Measurement

Operator: Roy

File :3

Data :#1

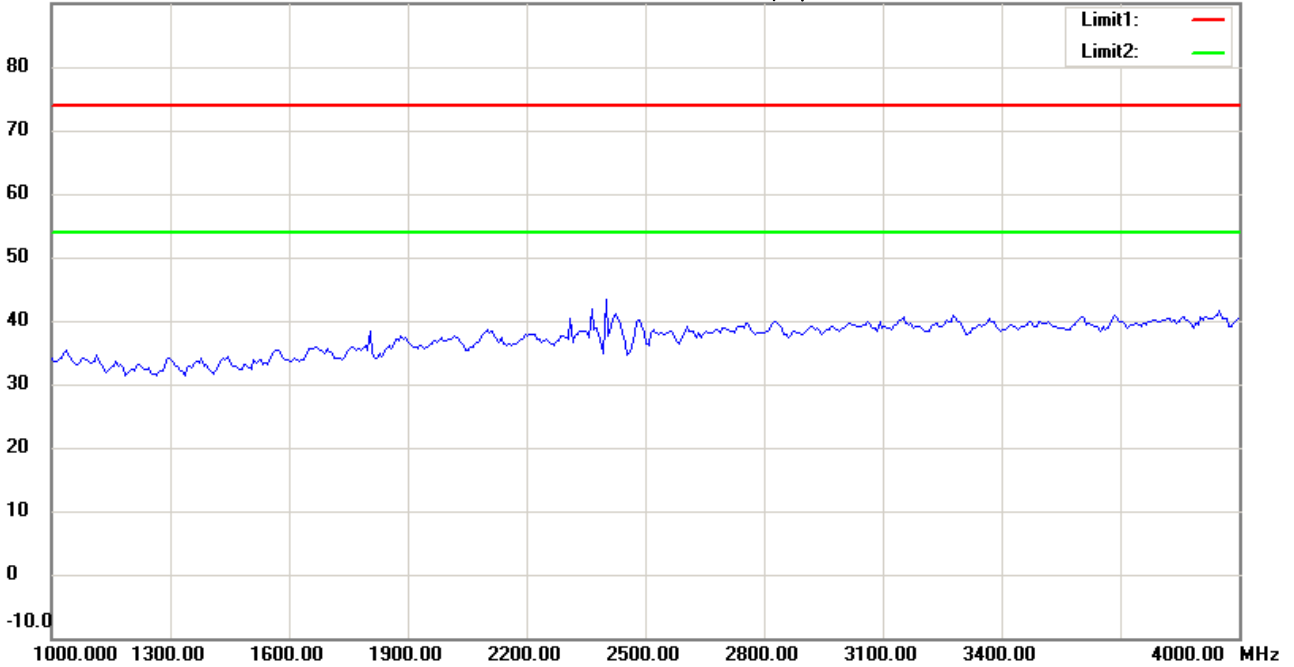
Date: 2015/5/4

Temperature:24 °C

90.0 dBuV/m

Time: 下午 09:20:16

Humidity:60 %



Site : Chamber

Condition : FCC\_part 15 RE-Class C\_Above 1GHz\_PK

Polarization: *Horizontal*

EUT : W6M21504-14969

Power : 12 Vd.c.

M/N:

Distance: 3m

Test Mode : TX 2402MHz

Note :

Mk.	Frequency (MHz)	Reading (dBuV)	Detector	Corr. factor (dB/m)	Result (dBuV/m)	Limit (dBuV/m)	Ant.Pos (cm)	Tab.Pos (deg.)	Margin (dB)	Comment
-----	-----------------	----------------	----------	---------------------	-----------------	----------------	--------------	----------------	-------------	---------



Radiated Emission Measurement

Operator: Roy

File :3

Data :#6

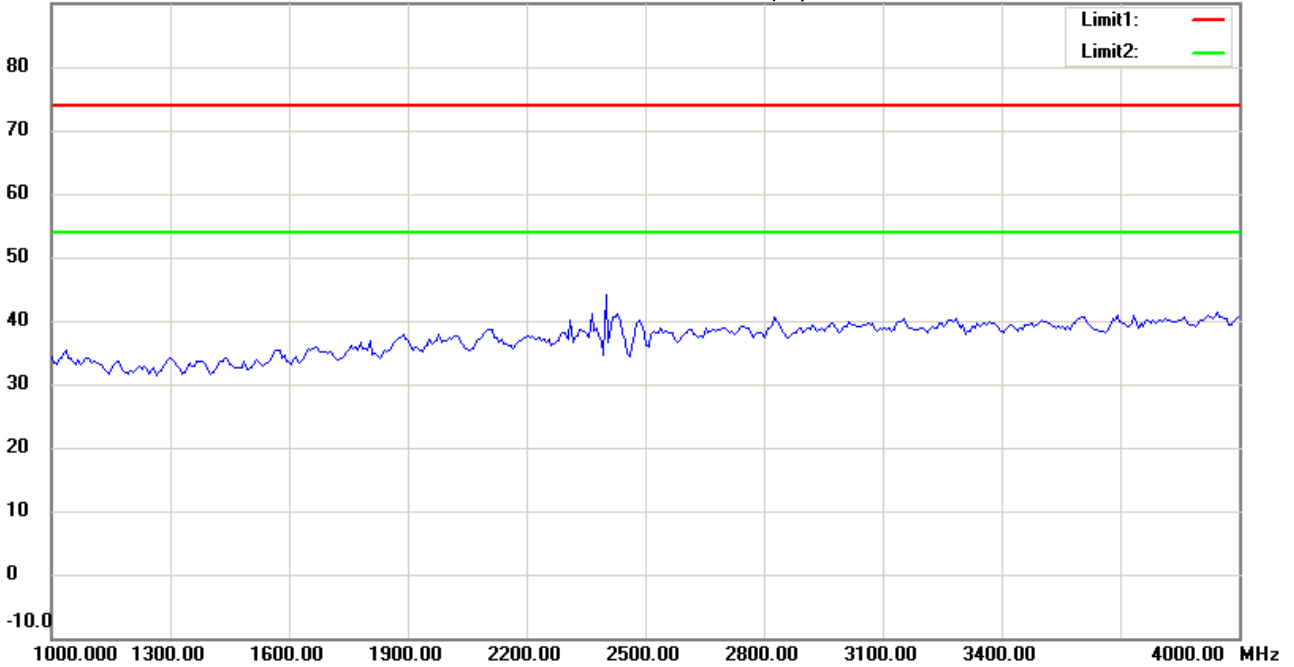
Date: 2015/5/4

Temperature:24 °C

90.0 dBuV/m

Time: 下午 09:23:07

Humidity:60 %



Site : Chamber

Condition : FCC\_part 15 RE-Class C\_Above 1GHz\_PK

Polarization: *Vertical*

EUT : W6M21504-14969

Power : 12 Vd.c.

M/N:

Distance: 3m

Test Mode : TX 2402MHz

Note :

Mk.	Frequency (MHz)	Reading (dBuV)	Detector	Corr. factor (dB/m)	Result (dBuV/m)	Limit (dBuV/m)	Ant.Pos (cm)	Tab.Pos (deg.)	Margin (dB)	Comment
-----	-----------------	----------------	----------	---------------------	-----------------	----------------	--------------	----------------	-------------	---------



Radiated Emission Measurement

Operator: Roy

File :3

Data :#2

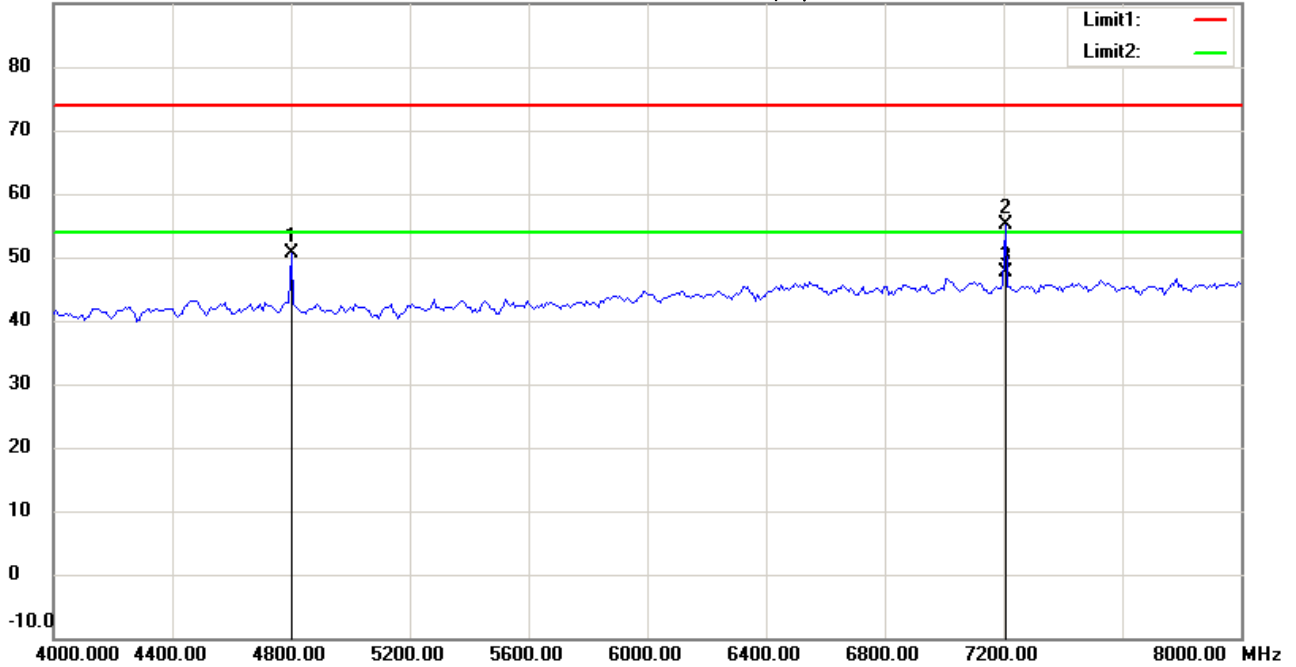
Date: 2015/5/4

Temperature:24 °C

90.0 dBuV/m

Time: 下午 09:21:01

Humidity:60 %



Site : Chamber

Condition : FCC\_part 15 RE-Class C\_Above 1GHz\_PK

Polarization: *Horizontal*

EUT : W6M21504-14969

Power : 12 Vd.c.

M/N:

Distance: 3m

Test Mode : TX 2402MHz

Note :

Mk.	Frequency (MHz)	Reading (dBuV)	Detector	Corr. factor (dB/m)	Result (dBuV/m)	Limit (dBuV/m)	Ant.Pos (cm)	Tab.Pos (deg.)	Margin (dB)	Comment
	4801.603	49.41	peak	1.14	50.55	74.00	100	160	-23.45	
	7206.100	50.30	peak	4.73	55.03	74.00	100	55	-18.97	
*	7206.100	42.98	AVG	4.73	47.71	54.00	100	55	-6.29	



Radiated Emission Measurement

Operator: Roy

File :3

Data :#7

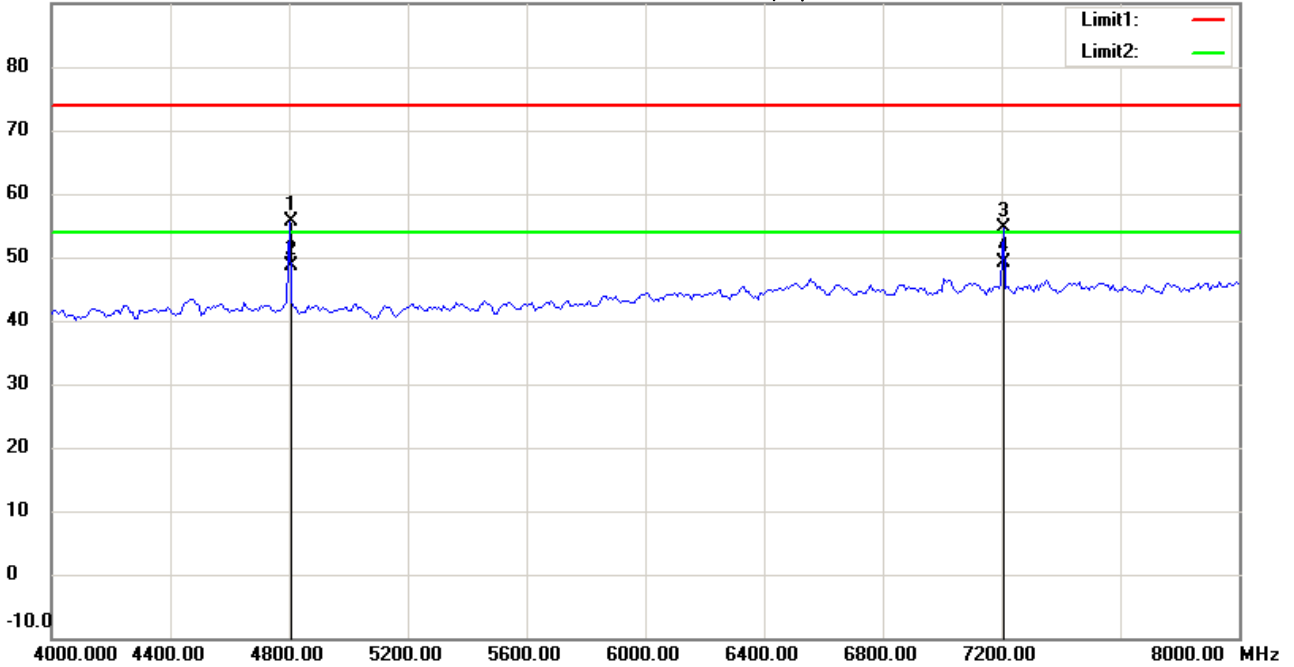
Date: 2015/5/4

Temperature:24 °C

90.0 dBuV/m

Time: 下午 09:23:52

Humidity:60 %



Site : Chamber

Condition : FCC\_part 15 RE-Class C\_Above 1GHz\_PK

Polarization: *Vertical*

EUT : W6M21504-14969

Power : 12 Vd.c.

M/N:

Distance: 3m

Test Mode : TX 2402MHz

Note :

Mk.	Frequency (MHz)	Reading (dBuV)	Detector	Corr. factor (dB/m)	Result (dBuV/m)	Limit (dBuV/m)	Ant.Pos (cm)	Tab.Pos (deg.)	Margin (dB)	Comment
	4804.086	54.43	peak	1.14	55.57	74.00	100	170	-18.43	
	4804.086	47.40	AVG	1.14	48.54	54.00	100	170	-5.46	
	7206.078	49.79	peak	4.73	54.52	74.00	100	220	-19.48	
*	7206.078	44.36	AVG	4.73	49.09	54.00	100	220	-4.91	





Radiated Emission Measurement

Operator: Roy

File :3

Data :#3

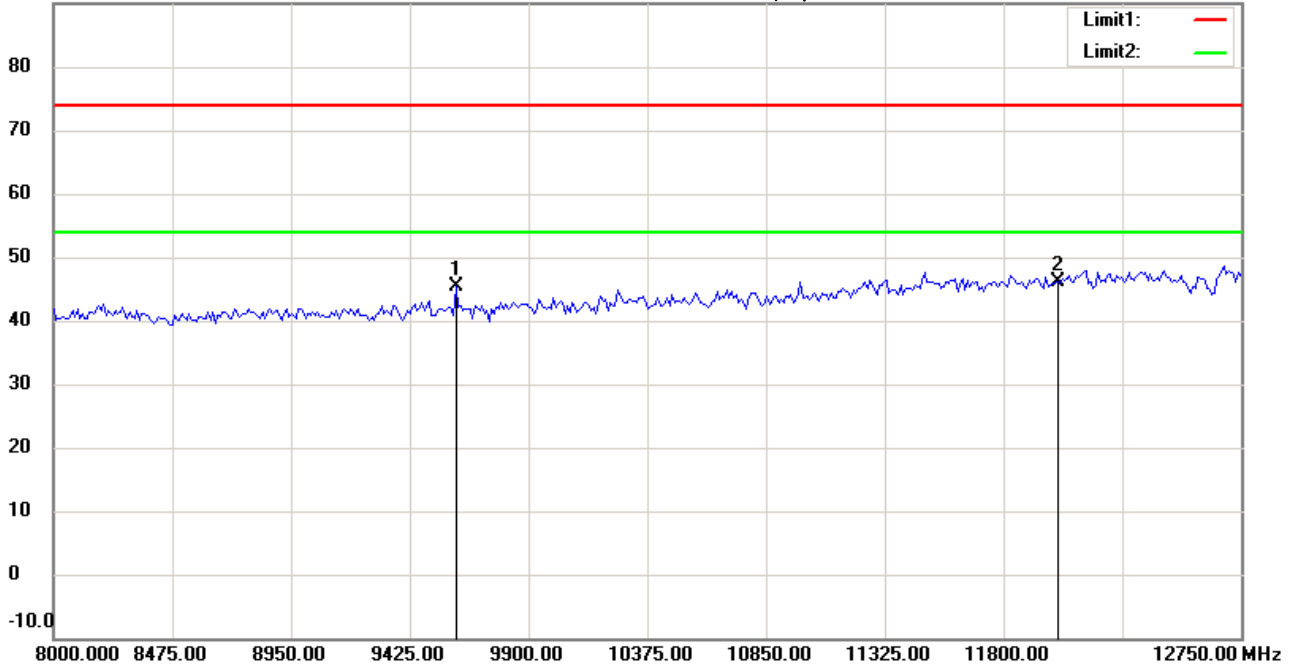
Date: 2015/5/4

Temperature:24 °C

90.0 dBuV/m

Time: 下午 09:21:14

Humidity:60 %



Site : Chamber

Condition : FCC\_part 15 RE-Class C\_Above 1GHz\_PK

Polarization: *Horizontal*

EUT : W6M21504-14969

Power : 12 Vd.c.

M/N:

Distance: 3m

Test Mode : TX 2402MHz

Note :

Mk.	Frequency (MHz)	Reading (dBuV)	Detector	Corr. factor (dB/m)	Result (dBuV/m)	Limit (dBuV/m)	Ant.Pos (cm)	Tab.Pos (deg.)	Margin (dB)	Comment
	9608.717	37.55	peak	7.77	45.32	74.00	100	215	-28.68	
*	12010.000	32.67	peak	13.58	46.25	74.00	100	280	-27.75	



Radiated Emission Measurement

Operator: Roy

File :3

Data :#8

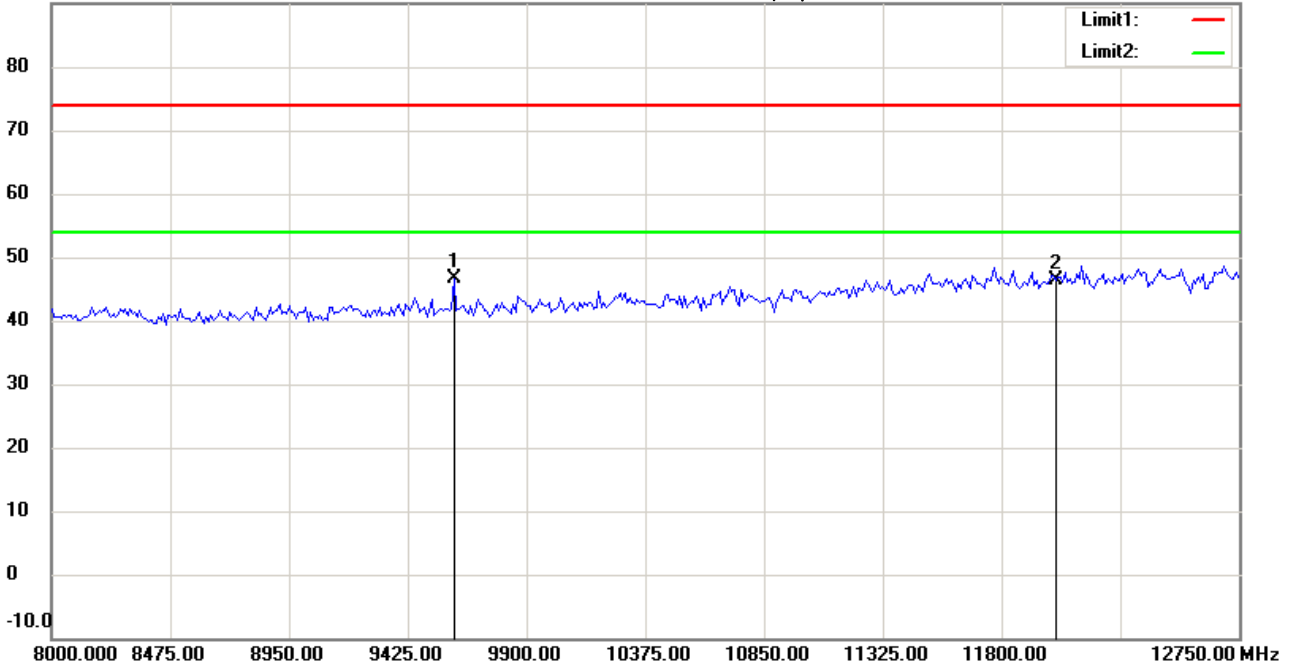
Date: 2015/5/4

Temperature:24 °C

90.0 dBuV/m

Time: 下午 09:24:05

Humidity:60 %



Site : Chamber

Condition : FCC\_part 15 RE-Class C\_Above 1GHz\_PK

Polarization: *Vertical*

EUT : W6M21504-14969

Power : 12 Vd.c.

M/N:

Distance: 3m

Test Mode : TX 2402MHz

Note :

Mk.	Frequency (MHz)	Reading (dBuV)	Detector	Corr. factor (dB/m)	Result (dBuV/m)	Limit (dBuV/m)	Ant.Pos (cm)	Tab.Pos (deg.)	Margin (dB)	Comment
*	9608.717	38.81	peak	7.77	46.58	74.00	100	100	-27.42	
	12010.000	32.86	peak	13.58	46.44	74.00	100	135	-27.56	



Radiated Emission Measurement

Operator: Roy

File :3

Data :#4

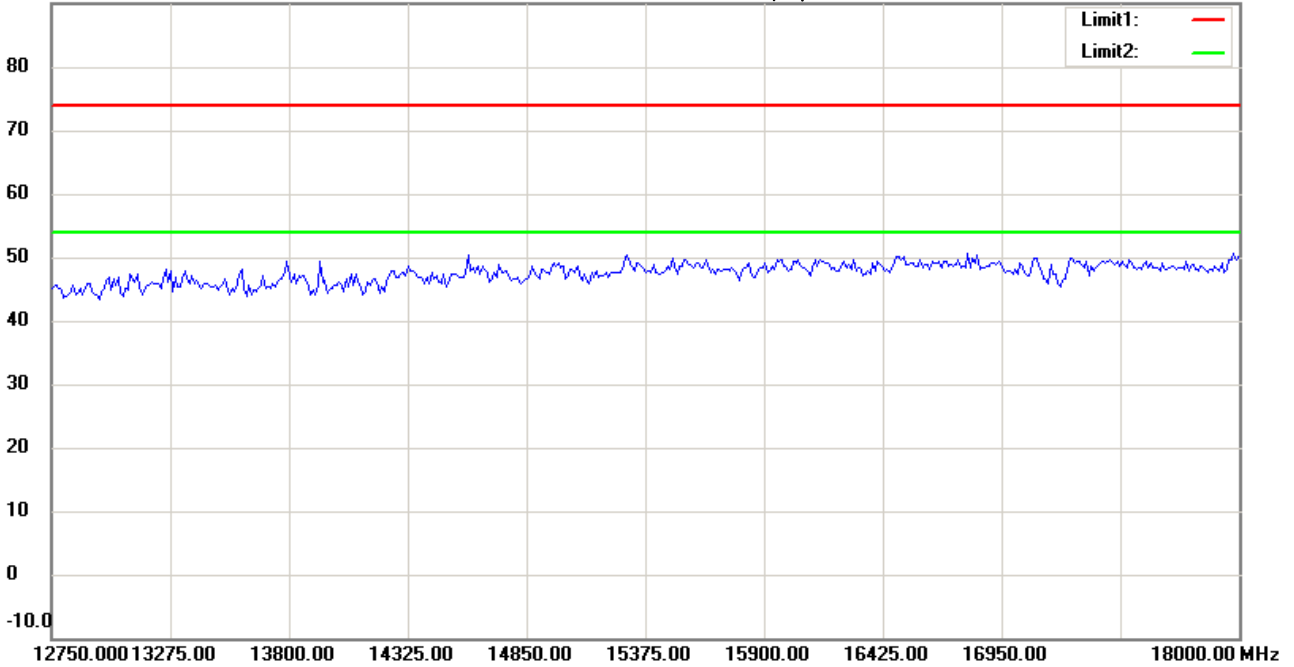
Date: 2015/5/4

Temperature:24 °C

90.0 dBuV/m

Time: 下午 09:22:12

Humidity:60 %



Site : Chamber

Condition : FCC\_part 15 RE-Class C\_Above 1GHz\_PK

Polarization: *Horizontal*

EUT : W6M21504-14969

Power : 12 Vd.c.

M/N:

Distance: 3m

Test Mode : TX 2402MHz

Note :

Mk.	Frequency (MHz)	Reading (dBuV)	Detector	Corr. factor (dB/m)	Result (dBuV/m)	Limit (dBuV/m)	Ant.Pos (cm)	Tab.Pos (deg.)	Margin (dB)	Comment
-----	-----------------	----------------	----------	---------------------	-----------------	----------------	--------------	----------------	-------------	---------



Radiated Emission Measurement

Operator: Roy

File :3

Data :#9

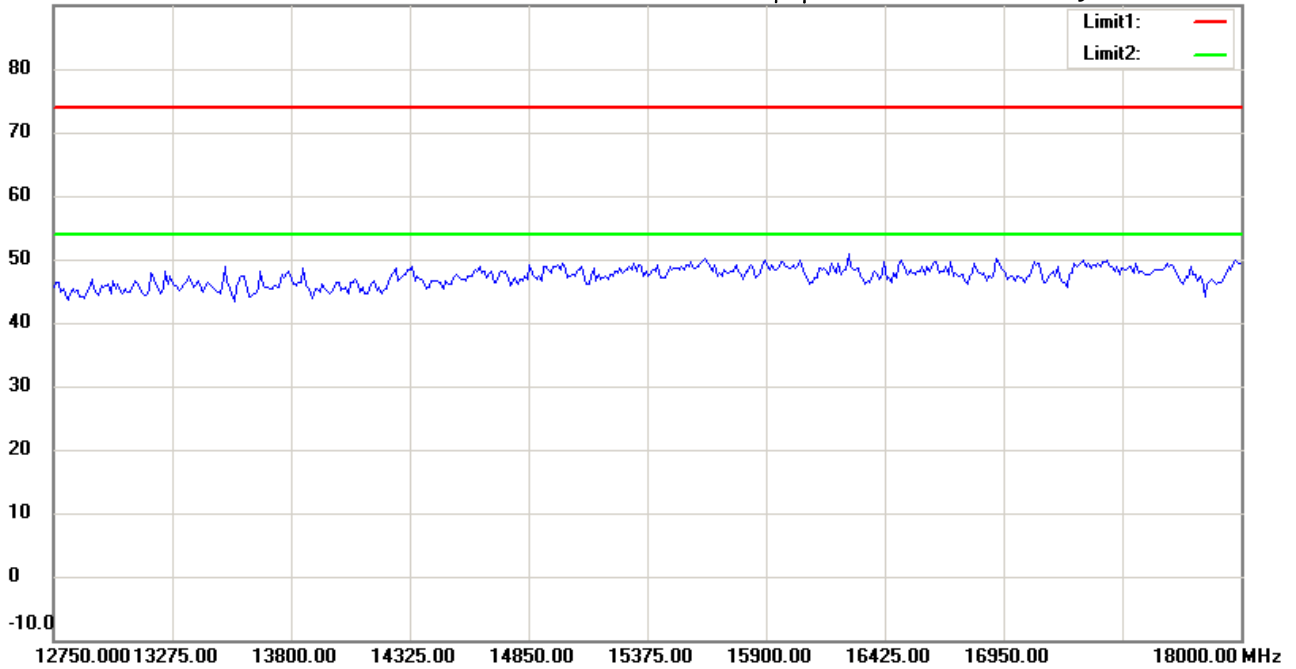
Date: 2015/5/4

Temperature:24 °C

90.0 dBuV/m

Time: 下午 09:25:07

Humidity:60 %



Site : Chamber

Condition : FCC\_part 15 RE-Class C\_Above 1GHz\_PK

Polarization: *Vertical*

EUT : W6M21504-14969

Power : 12 Vd.c.

M/N:

Distance: 3m

Test Mode : TX 2402MHz

Note :

Mk.	Frequency (MHz)	Reading (dBuV)	Detector	Corr. factor (dB/m)	Result (dBuV/m)	Limit (dBuV/m)	Ant.Pos (cm)	Tab.Pos (deg.)	Margin (dB)	Comment
-----	-----------------	----------------	----------	---------------------	-----------------	----------------	--------------	----------------	-------------	---------



Radiated Emission Measurement

Operator: Roy

File :3

Data :#5

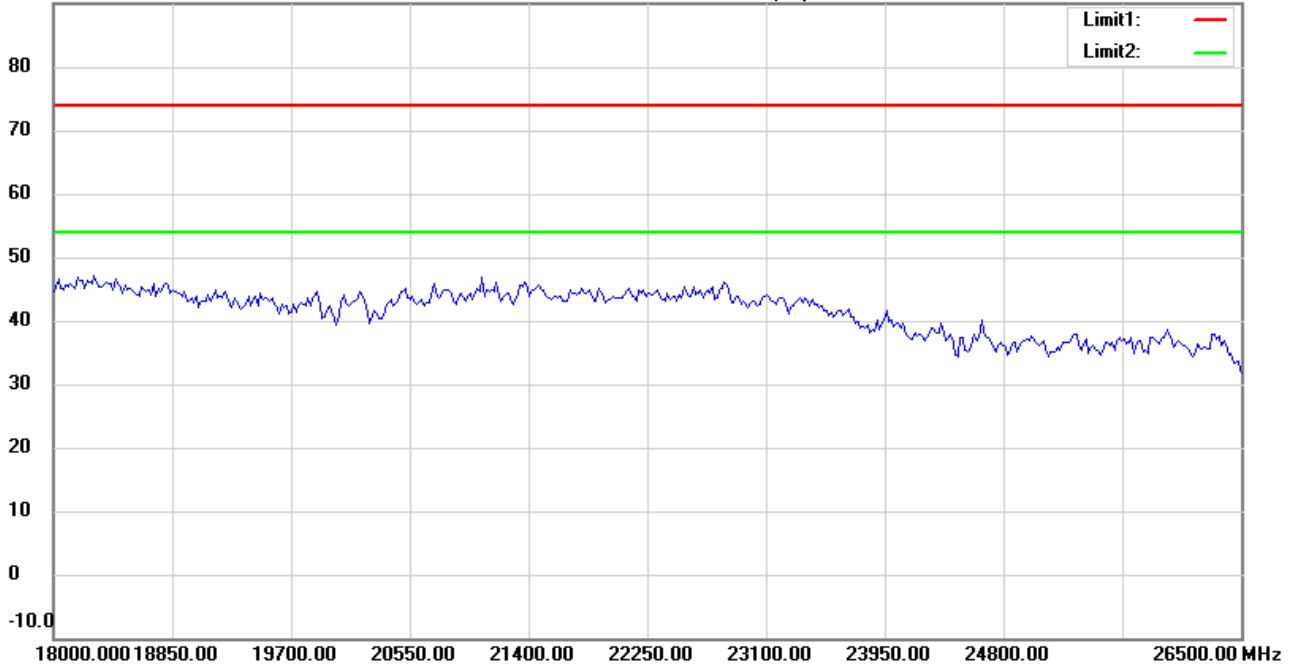
Date: 2015/5/4

Temperature:24 °C

90.0 dBuV/m

Time: 下午 09:22:22

Humidity:60 %



Site : Chamber

Condition : FCC\_part 15 RE-Class C\_Above 1GHz\_PK

EUT : W6M21504-14969

M/N:

Test Mode : TX 2402MHz

Note :

Polarization: *Horizontal*

Power : 12 Vd.c.

Distance: 3m

Mk.	Frequency (MHz)	Reading (dBuV)	Detector	Corr. factor (dB/m)	Result (dBuV/m)	Limit (dBuV/m)	Ant.Pos (cm)	Tab.Pos (deg.)	Margin (dB)	Comment
-----	-----------------	----------------	----------	---------------------	-----------------	----------------	--------------	----------------	-------------	---------



Radiated Emission Measurement

Operator: Roy

File :3

Data :#10

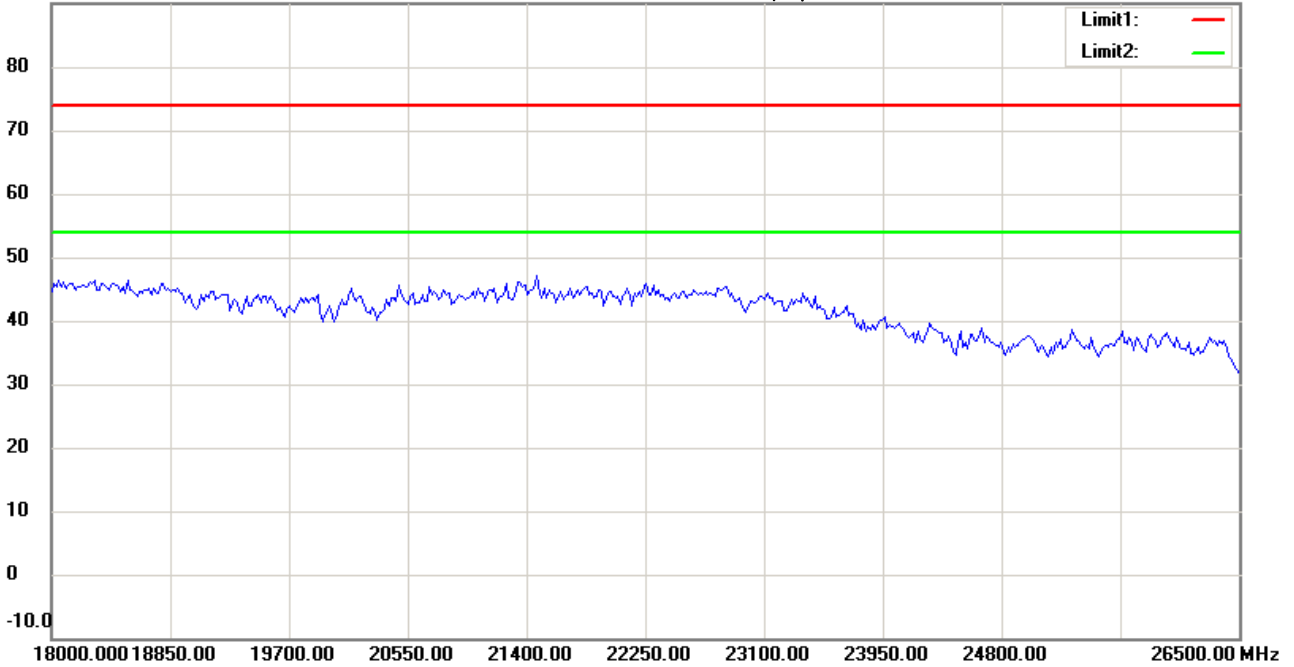
Date: 2015/5/4

Temperature:24 °C

90.0 dBuV/m

Time: 下午 09:25:16

Humidity:60 %



Site : Chamber

Condition : FCC\_part 15 RE-Class C\_Above 1GHz\_PK

EUT : W6M21504-14969

M/N:

Test Mode : TX 2402MHz

Note :

Polarization: *Vertical*

Power : 12 Vd.c.

Distance: 3m

Mk.	Frequency (MHz)	Reading (dBuV)	Detector	Corr. factor (dB/m)	Result (dBuV/m)	Limit (dBuV/m)	Ant.Pos (cm)	Tab.Pos (deg.)	Margin (dB)	Comment
-----	-----------------	----------------	----------	---------------------	-----------------	----------------	--------------	----------------	-------------	---------



Radiated Emission Measurement

Operator: Leon

File :1

Data :#1

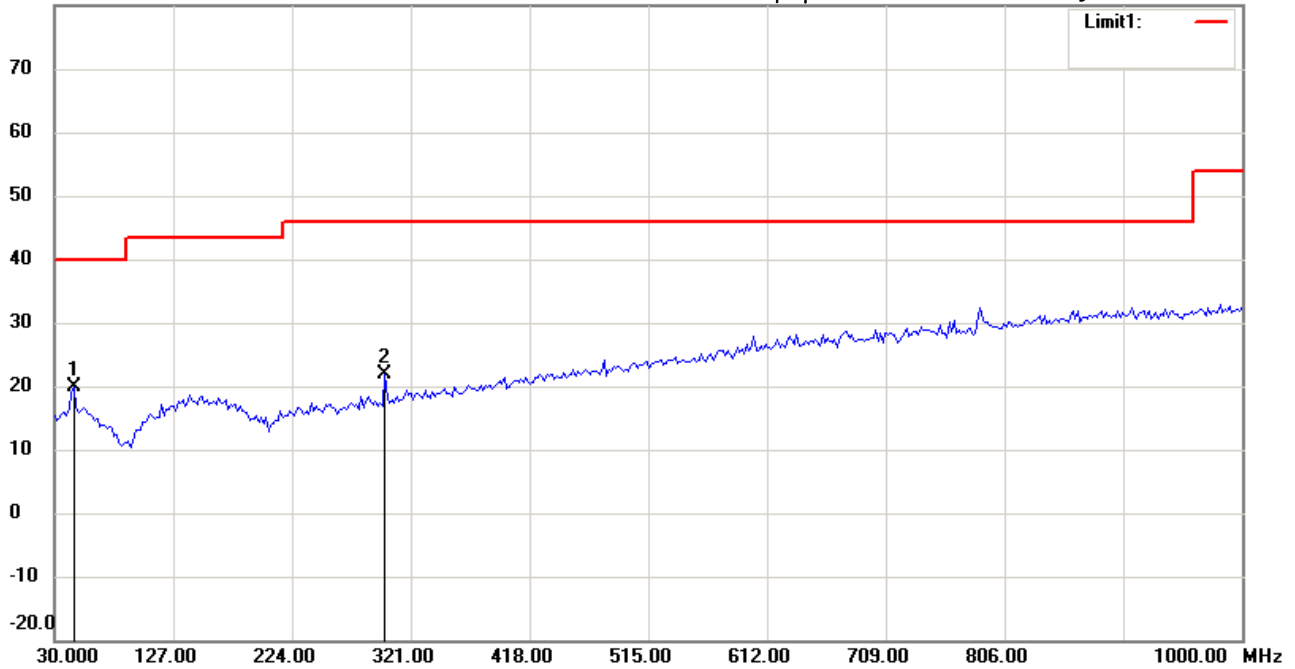
Date: 2015/5/4

Temperature:24 °C

80.0 dBuV/m

Time: 下午 02:54:43

Humidity:60 %



Site : Chamber

Condition : FCC\_part 15 RE-Class C\_30-1000MHz

EUT : W6M21504-14969

M/N:

Test Mode : TX 2440MHz

Note :

Polarization: *Horizontal*

Power : 12 Vd.c.

Distance: 3m

Mk.	Frequency (MHz)	Reading (dBuV)	Detector	Corr. factor (dB/m)	Result (dBuV/m)	Limit (dBuV/m)	Ant.Pos (cm)	Tab.Pos (deg.)	Margin (dB)	Comment
*	45.5510	5.09	peak	14.88	19.97	40.00	100	175	-20.03	
	300.2004	5.87	peak	16.04	21.91	46.00	100	160	-24.09	



Radiated Emission Measurement

Operator: Leon

File :1

Data :#2

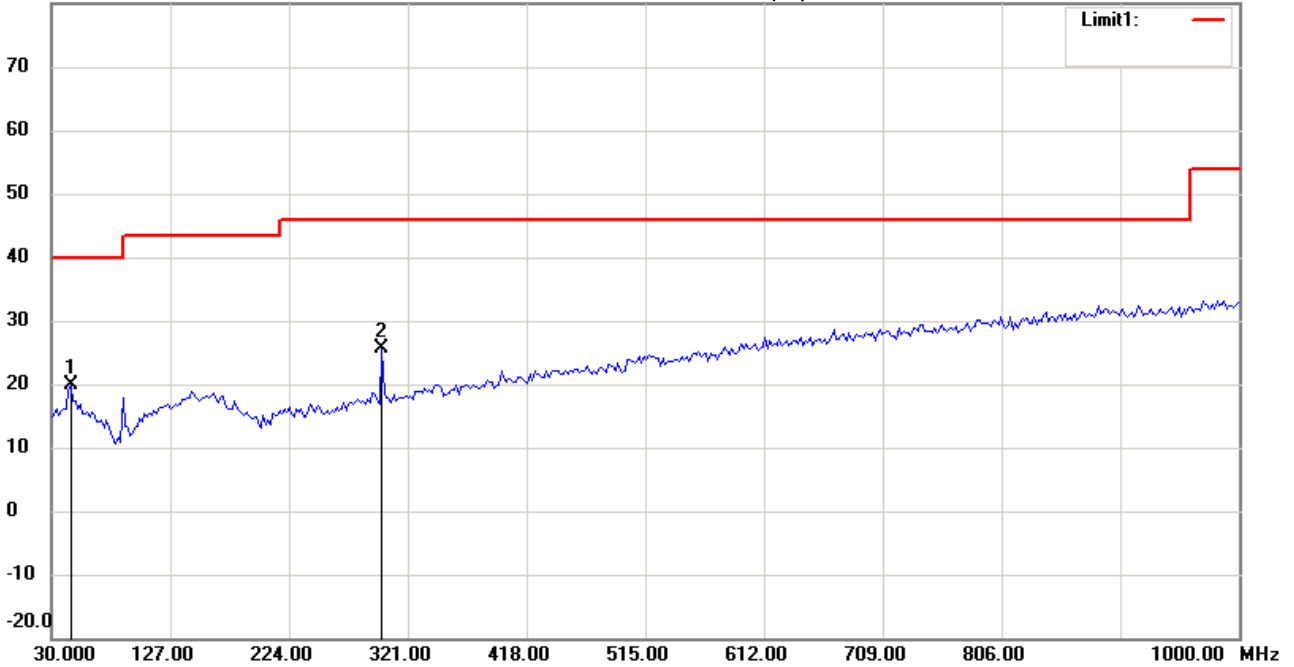
Date: 2015/5/4

Temperature:24 °C

80.0 dBuV/m

Time: 下午 02:55:28

Humidity:60 %



Site : Chamber

Condition : FCC\_part 15 RE-Class C\_30-1000MHz

Polarization: *Vertical*

EUT : W6M21504-14969

Power : 12 Vd.c.

M/N:

Distance: 3m

Test Mode : TX 2440MHz

Note :

Mk.	Frequency (MHz)	Reading (dBuV)	Detector	Corr. factor (dB/m)	Result (dBuV/m)	Limit (dBuV/m)	Ant.Pos (cm)	Tab.Pos (deg.)	Margin (dB)	Comment
*	45.5510	5.04	peak	14.88	19.92	40.00	100	135	-20.08	
	300.2004	9.55	peak	16.04	25.59	46.00	100	60	-20.41	





Radiated Emission Measurement

Operator: Roy

File :3

Data :#1

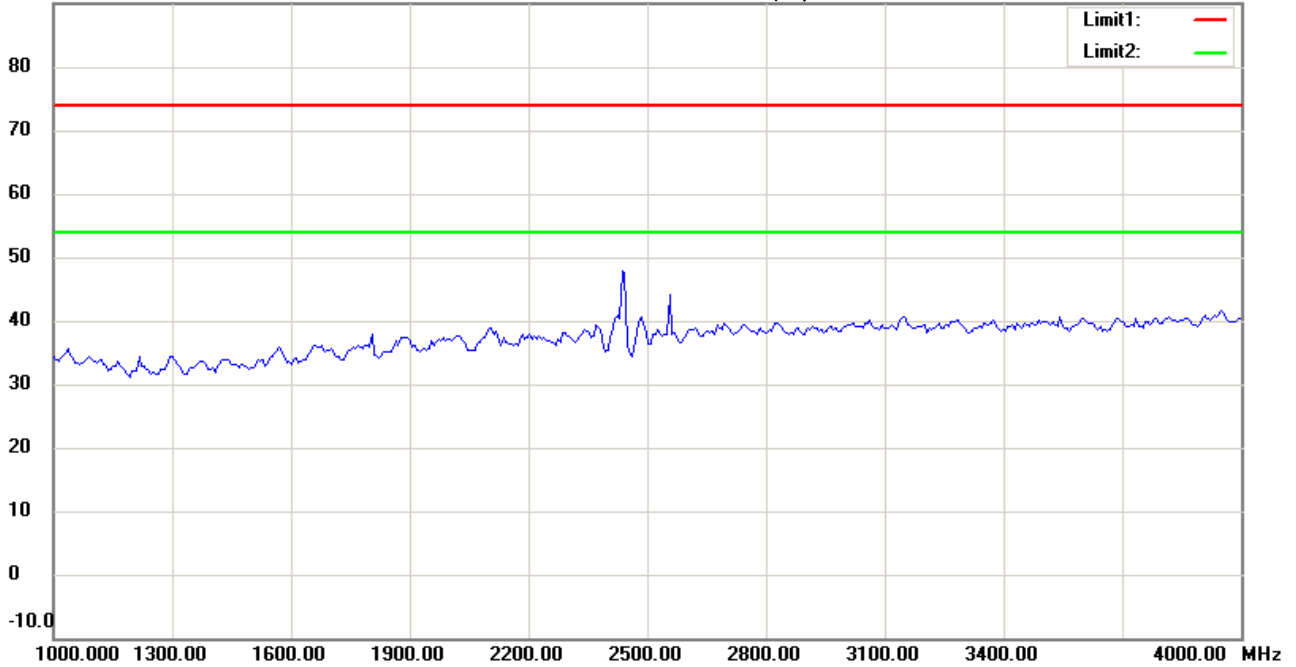
Date: 2015/5/4

Temperature:24 °C

90.0 dBuV/m

Time: 下午 09:32:39

Humidity:60 %



Site : Chamber

Condition : FCC\_part 15 RE-Class C\_Above 1GHz\_PK

EUT : W6M21504-14969

M/N:

Test Mode : TX 2440MHz

Note :

Polarization: *Horizontal*

Power : 12 Vd.c.

Distance: 3m

Mk.	Frequency (MHz)	Reading (dBuV)	Detector	Corr. factor (dB/m)	Result (dBuV/m)	Limit (dBuV/m)	Ant.Pos (cm)	Tab.Pos (deg.)	Margin (dB)	Comment
-----	-----------------	----------------	----------	---------------------	-----------------	----------------	--------------	----------------	-------------	---------



Radiated Emission Measurement

Operator: Roy

File :3

Data :#6

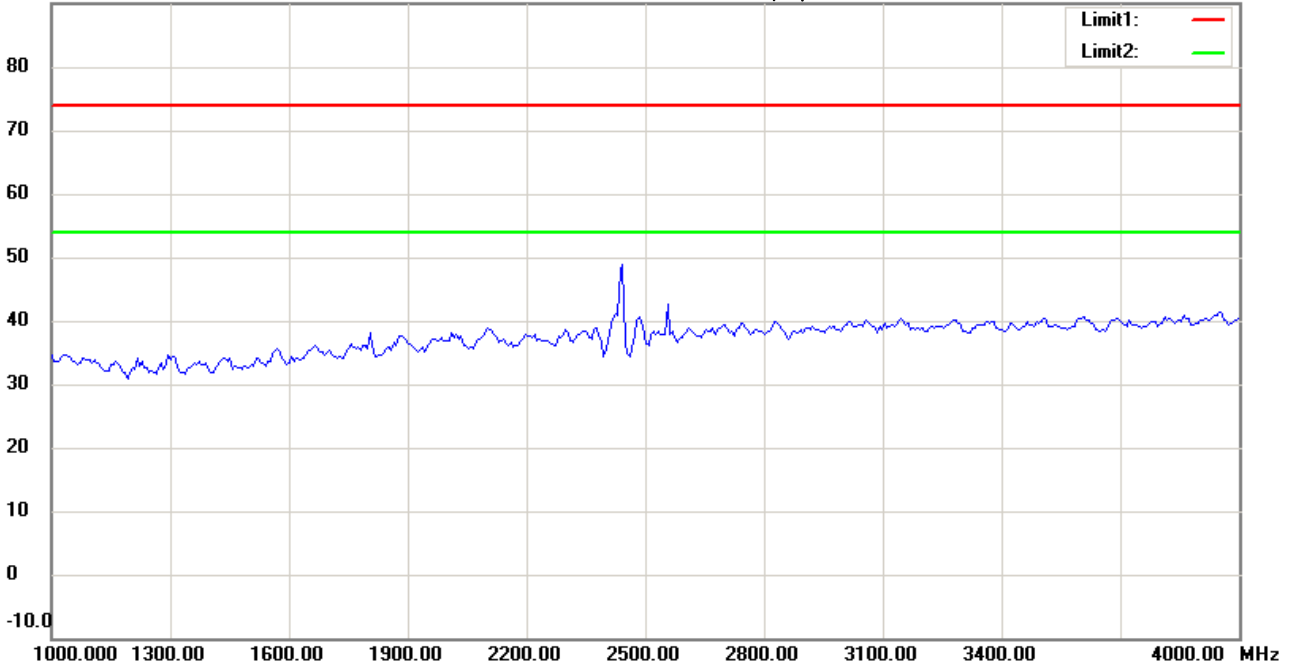
Date: 2015/5/4

Temperature:24 °C

90.0 dBuV/m

Time: 下午 09:35:32

Humidity:60 %



Site : Chamber

Condition : FCC\_part 15 RE-Class C\_Above 1GHz\_PK

Polarization: *Vertical*

EUT : W6M21504-14969

Power : 12 Vd.c.

M/N:

Distance: 3m

Test Mode : TX 2440MHz

Note :

Mk.	Frequency (MHz)	Reading (dBuV)	Detector	Corr. factor (dB/m)	Result (dBuV/m)	Limit (dBuV/m)	Ant.Pos (cm)	Tab.Pos (deg.)	Margin (dB)	Comment
-----	-----------------	----------------	----------	---------------------	-----------------	----------------	--------------	----------------	-------------	---------



Radiated Emission Measurement

Operator: Roy

File :3

Data :#2

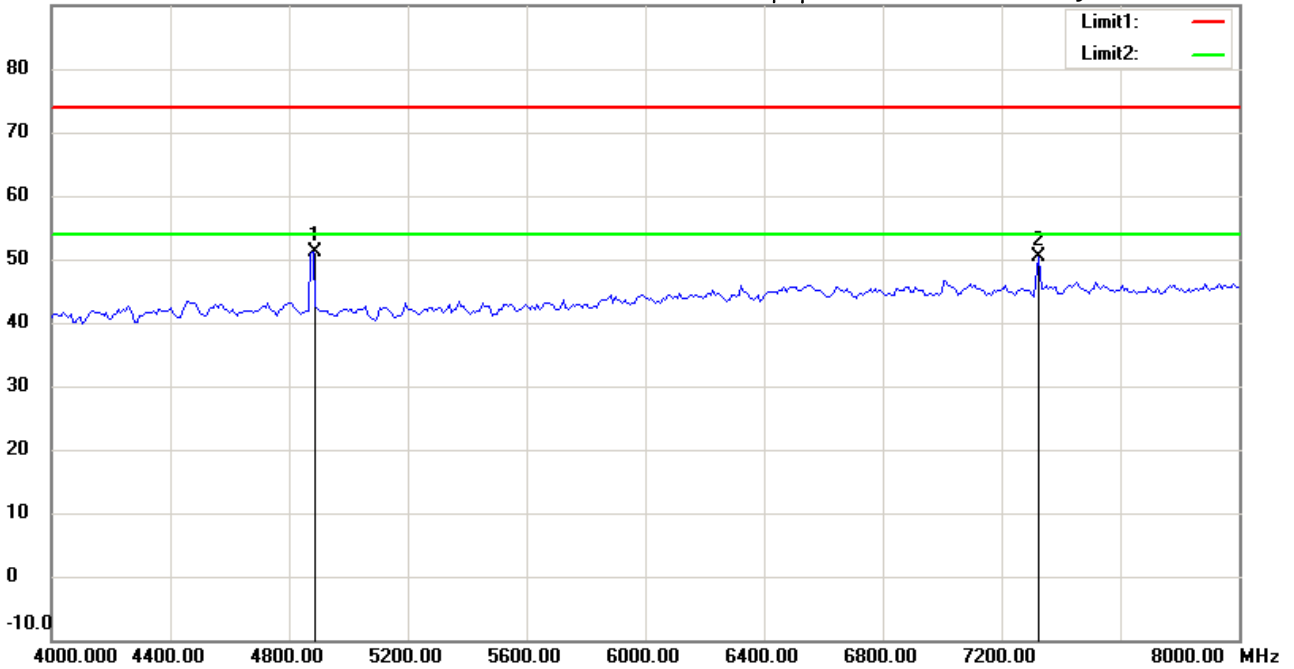
Date: 2015/5/4

Temperature:24 °C

90.0 dBuV/m

Time: 下午 09:33:24

Humidity:60 %



Site : Chamber

Condition : FCC\_part 15 RE-Class C\_Above 1GHz\_PK

Polarization: *Horizontal*

EUT : W6M21504-14969

Power : 12 Vd.c.

M/N:

Distance: 3m

Test Mode : TX 2440MHz

Note :

Mk.	Frequency (MHz)	Reading (dBuV)	Detector	Corr. factor (dB/m)	Result (dBuV/m)	Limit (dBuV/m)	Ant.Pos (cm)	Tab.Pos (deg.)	Margin (dB)	Comment
*	4881.764	49.91	peak	1.19	51.10	74.00	100	215	-22.90	
	7326.653	45.35	peak	5.06	50.41	74.00	100	145	-23.59	



Radiated Emission Measurement

Operator: Roy

File :3

Data :#7

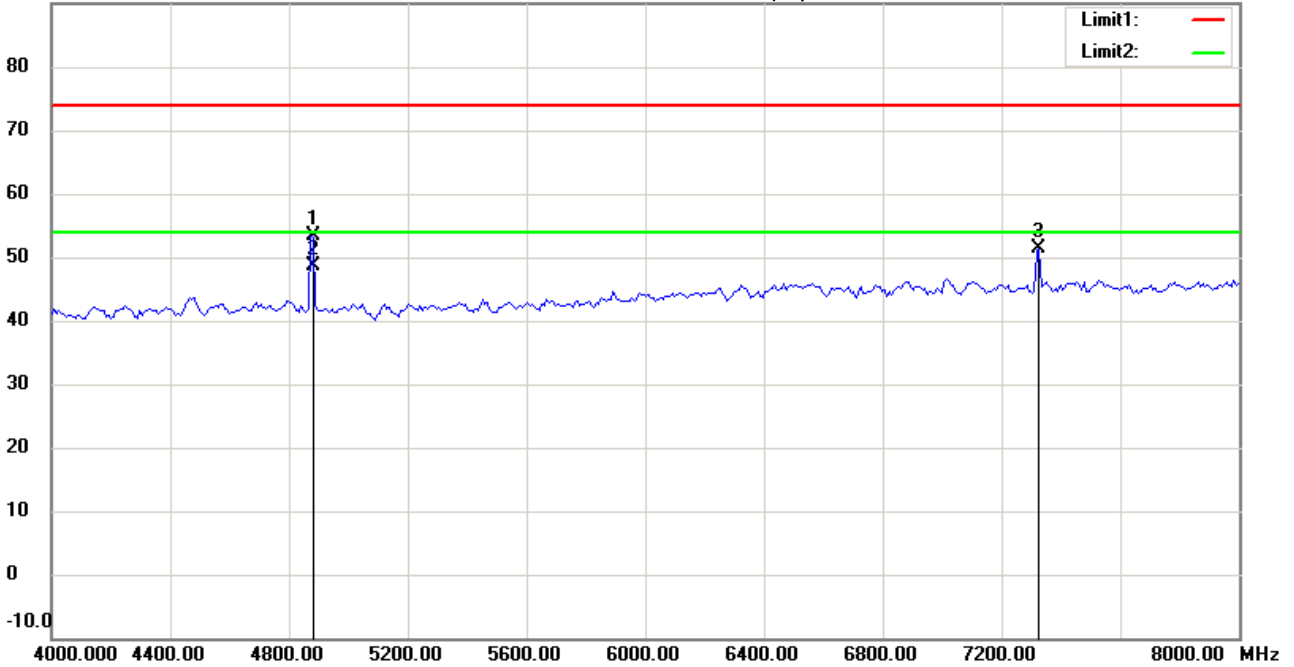
Date: 2015/5/4

Temperature:24 °C

90.0 dBuV/m

Time: 下午 09:36:17

Humidity:60 %



Site : Chamber

Condition : FCC\_part 15 RE-Class C\_Above 1GHz\_PK

EUT : W6M21504-14969

M/N:

Test Mode : TX 2440MHz

Note :

Polarization: *Vertical*

Power : 12 Vd.c.

Distance: 3m

Mk.	Frequency (MHz)	Reading (dBuV)	Detector	Corr. factor (dB/m)	Result (dBuV/m)	Limit (dBuV/m)	Ant.Pos (cm)	Tab.Pos (deg.)	Margin (dB)	Comment
	4873.748	52.12	peak	1.18	53.30	74.00	100	170	-20.70	
*	4873.748	47.35	AVG	1.18	48.53	54.00	100	170	-5.47	
	7326.653	46.34	peak	5.06	51.40	74.00	100	100	-22.60	



Radiated Emission Measurement

Operator: Roy

File :3

Data :#3

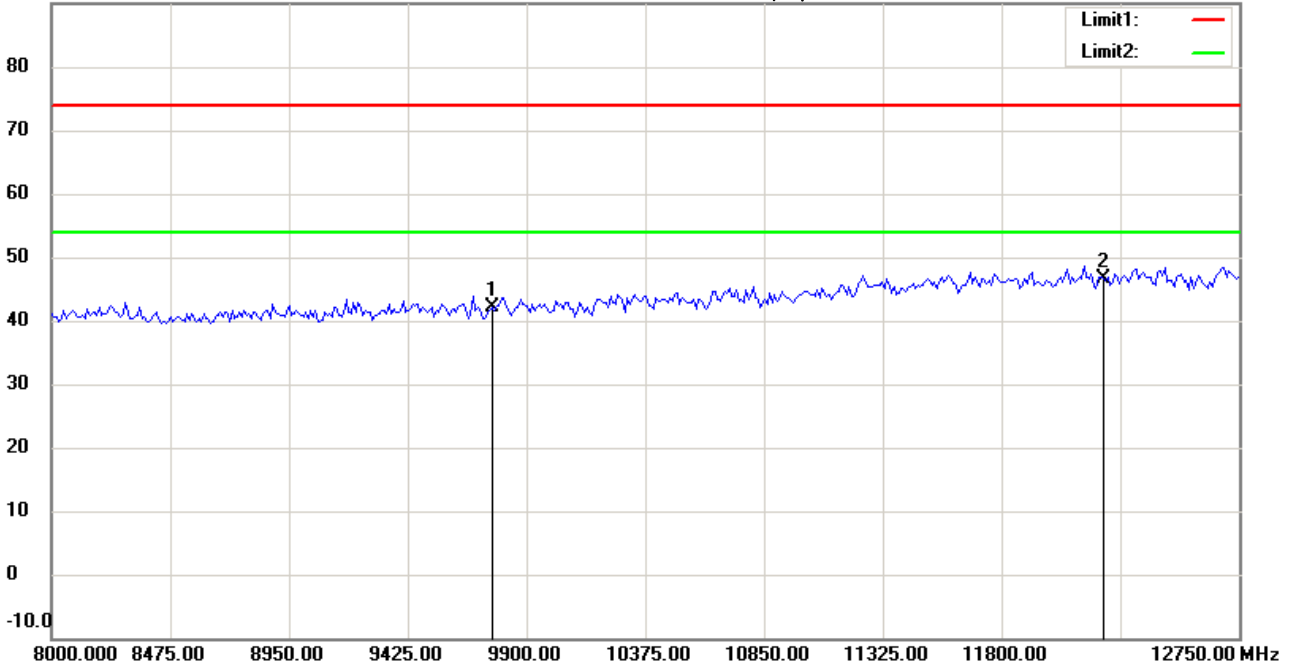
Date: 2015/5/4

Temperature:24 °C

90.0 dBuV/m

Time: 下午 09:33:38

Humidity:60 %



Site : Chamber

Condition : FCC\_part 15 RE-Class C\_Above 1GHz\_PK

Polarization: *Horizontal*

EUT : W6M21504-14969

Power : 12 Vd.c.

M/N:

Distance: 3m

Test Mode : TX 2440MHz

Note :

Mk.	Frequency (MHz)	Reading (dBuV)	Detector	Corr. factor (dB/m)	Result (dBuV/m)	Limit (dBuV/m)	Ant.Pos (cm)	Tab.Pos (deg.)	Margin (dB)	Comment
	9760.000	34.04	peak	8.00	42.04	74.00	100	280	-31.96	
*	12200.000	32.25	peak	14.44	46.69	74.00	100	225	-27.31	



Radiated Emission Measurement

Operator: Roy

File :3

Data :#8

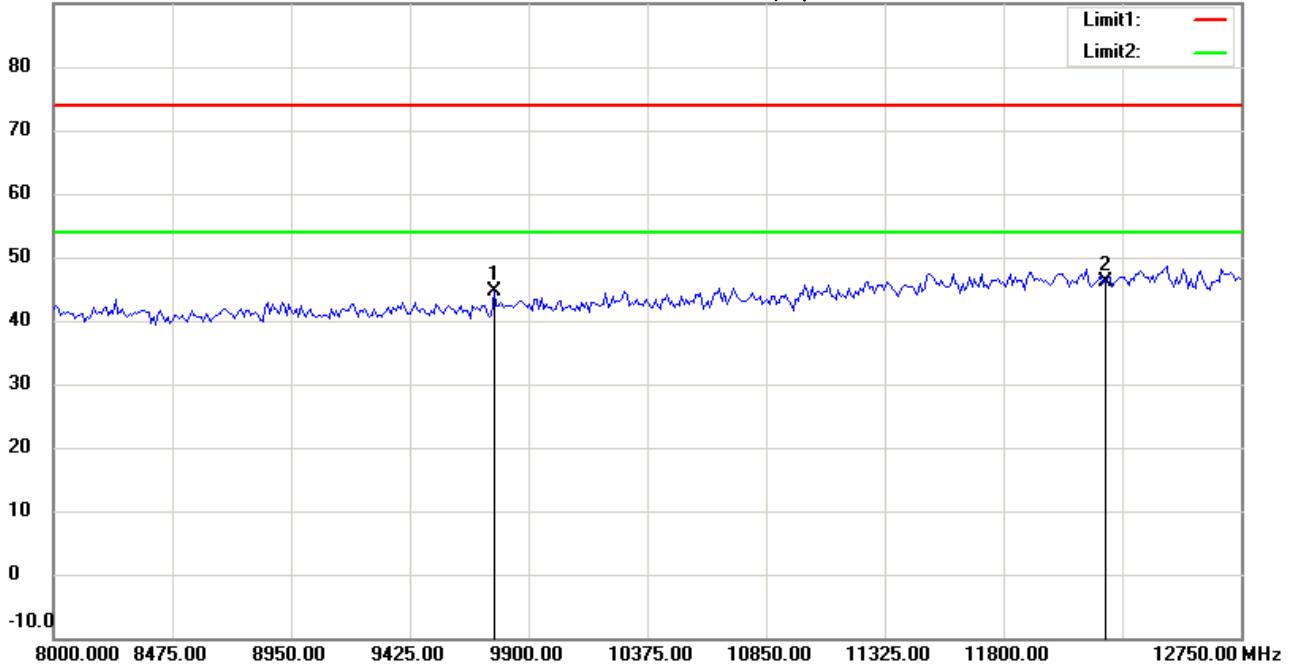
Date: 2015/5/4

Temperature:24 °C

90.0 dBuV/m

Time: 下午 09:36:30

Humidity:60 %



Site : Chamber

Condition : FCC\_part 15 RE-Class C\_Above 1GHz\_PK

Polarization: *Vertical*

EUT : W6M21504-14969

Power : 12 Vd.c.

M/N:

Distance: 3m

Test Mode : TX 2440MHz

Note :

Mk.	Frequency (MHz)	Reading (dBuV)	Detector	Corr. factor (dB/m)	Result (dBuV/m)	Limit (dBuV/m)	Ant.Pos (cm)	Tab.Pos (deg.)	Margin (dB)	Comment
	9761.022	36.55	peak	8.01	44.56	74.00	100	145	-29.44	
*	12200.000	31.80	peak	14.44	46.24	74.00	100	320	-27.76	



Address:6F.,No.58,Ln 188,Ruey Kuang Rd,Neihu,Taipei  
 Tel:+886-2-6606-8877  
 Fax:+886-2-6606-8875

**Radiated Emission Measurement**

Operator: Roy

File :3

Data :#4

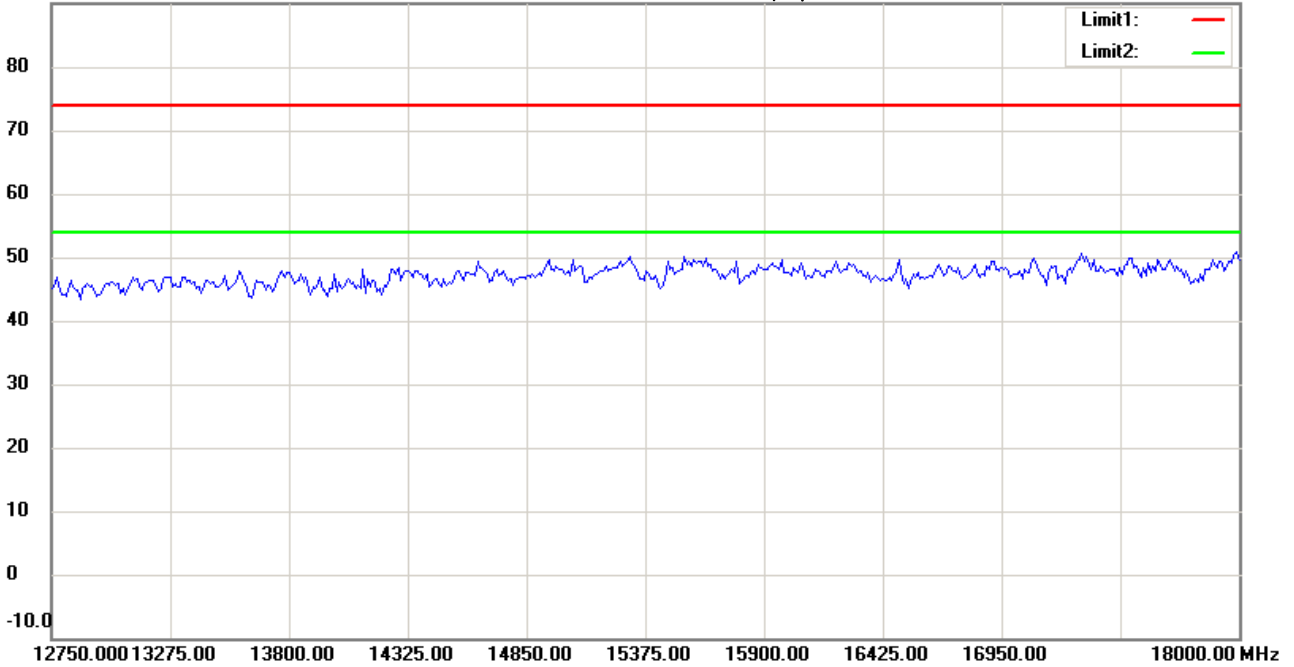
Date: 2015/5/4

Temperature:24 °C

90.0 dBuV/m

Time: 下午 09:34:36

Humidity:60 %



Site : Chamber

Condition : FCC\_part 15 RE-Class C\_Above 1GHz\_PK

Polarization: *Horizontal*

EUT : W6M21504-14969

Power : 12 Vd.c.

M/N:

Distance: 3m

Test Mode : TX 2440MHz

Note :

Mk.	Frequency (MHz)	Reading (dBuV)	Detector	Corr. factor (dB/m)	Result (dBuV/m)	Limit (dBuV/m)	Ant.Pos (cm)	Tab.Pos (deg.)	Margin (dB)	Comment
-----	-----------------	----------------	----------	---------------------	-----------------	----------------	--------------	----------------	-------------	---------

\*:Maximum data    x:Over limit    !:over margin



Radiated Emission Measurement

Operator: Roy

File :3

Data :#9

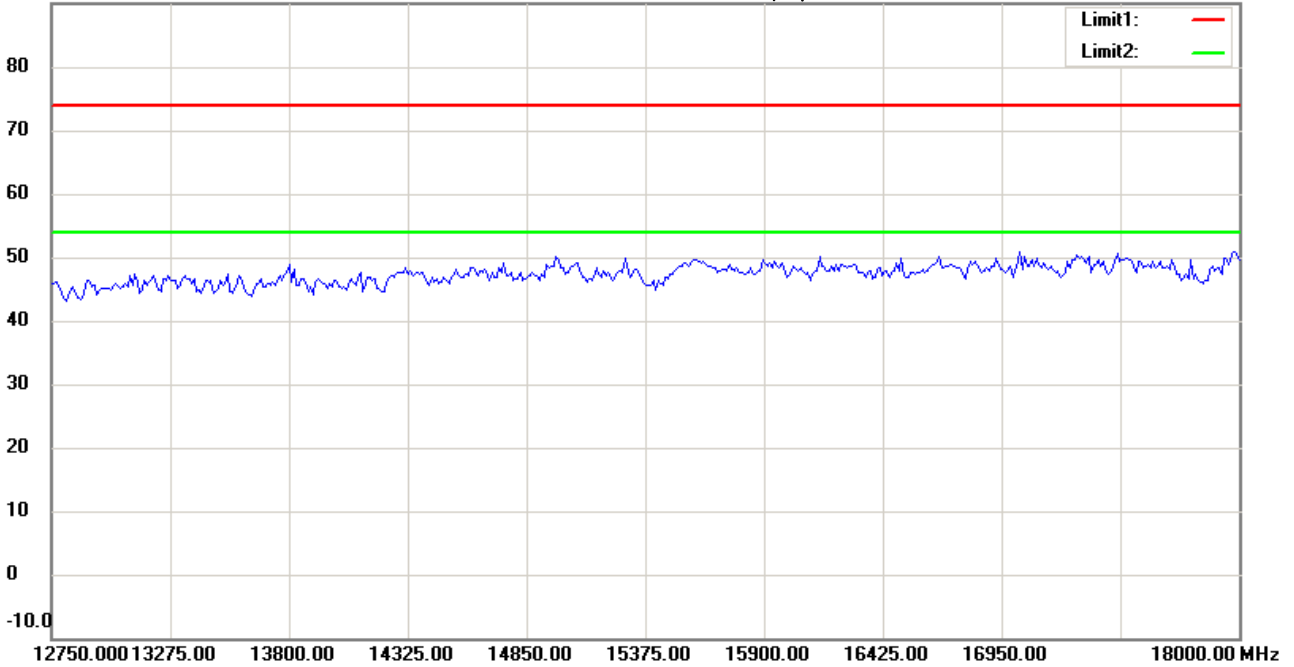
Date: 2015/5/4

Temperature:24 °C

90.0 dBuV/m

Time: 下午 09:37:33

Humidity:60 %



Site : Chamber

Condition : FCC\_part 15 RE-Class C\_Above 1GHz\_PK

Polarization: *Vertical*

EUT : W6M21504-14969

Power : 12 Vd.c.

M/N:

Distance: 3m

Test Mode : TX 2440MHz

Note :

Mk.	Frequency (MHz)	Reading (dBuV)	Detector	Corr. factor (dB/m)	Result (dBuV/m)	Limit (dBuV/m)	Ant.Pos (cm)	Tab.Pos (deg.)	Margin (dB)	Comment
-----	-----------------	----------------	----------	---------------------	-----------------	----------------	--------------	----------------	-------------	---------





Radiated Emission Measurement

Operator: Roy

File :3

Data :#5

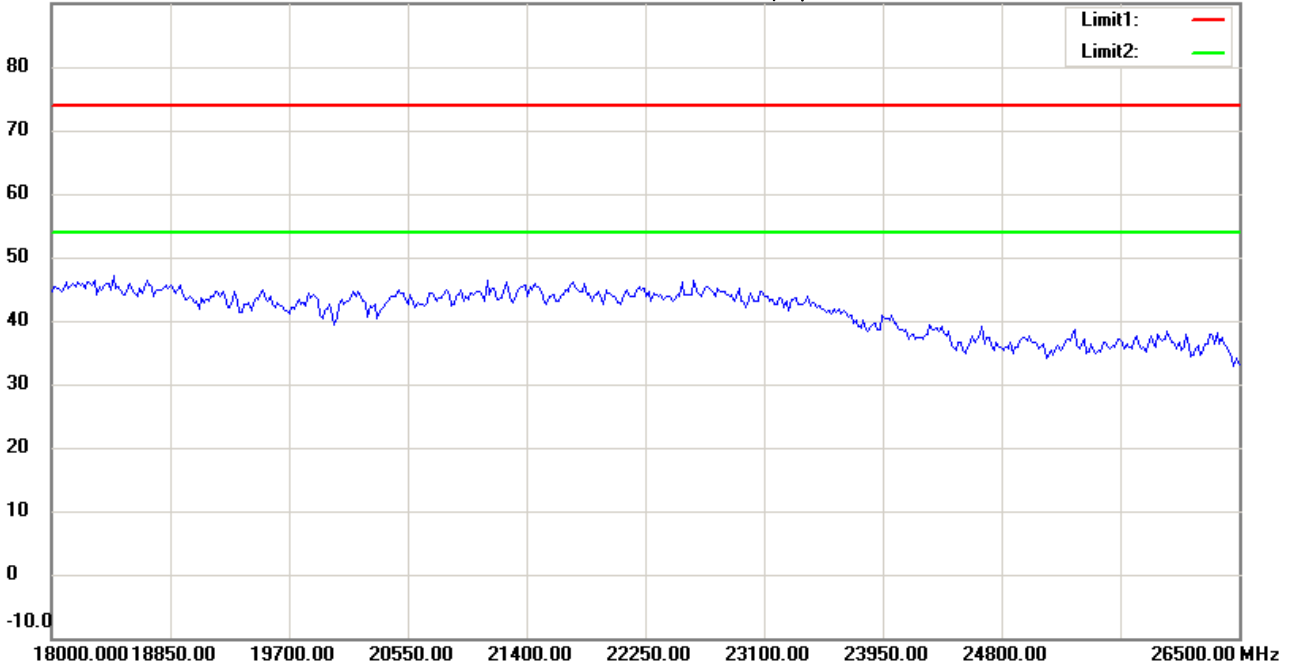
Date: 2015/5/4

Temperature:24 °C

90.0 dBuV/m

Time: 下午 09:34:46

Humidity:60 %



Site : Chamber

Condition : FCC\_part 15 RE-Class C\_Above 1GHz\_PK

EUT : W6M21504-14969

M/N:

Test Mode : TX 2440MHz

Note :

Polarization: *Horizontal*

Power : 12 Vd.c.

Distance: 3m

Mk.	Frequency (MHz)	Reading (dBuV)	Detector	Corr. factor (dB/m)	Result (dBuV/m)	Limit (dBuV/m)	Ant.Pos (cm)	Tab.Pos (deg.)	Margin (dB)	Comment
-----	-----------------	----------------	----------	---------------------	-----------------	----------------	--------------	----------------	-------------	---------



Radiated Emission Measurement

Operator: Roy

File :3

Data :#10

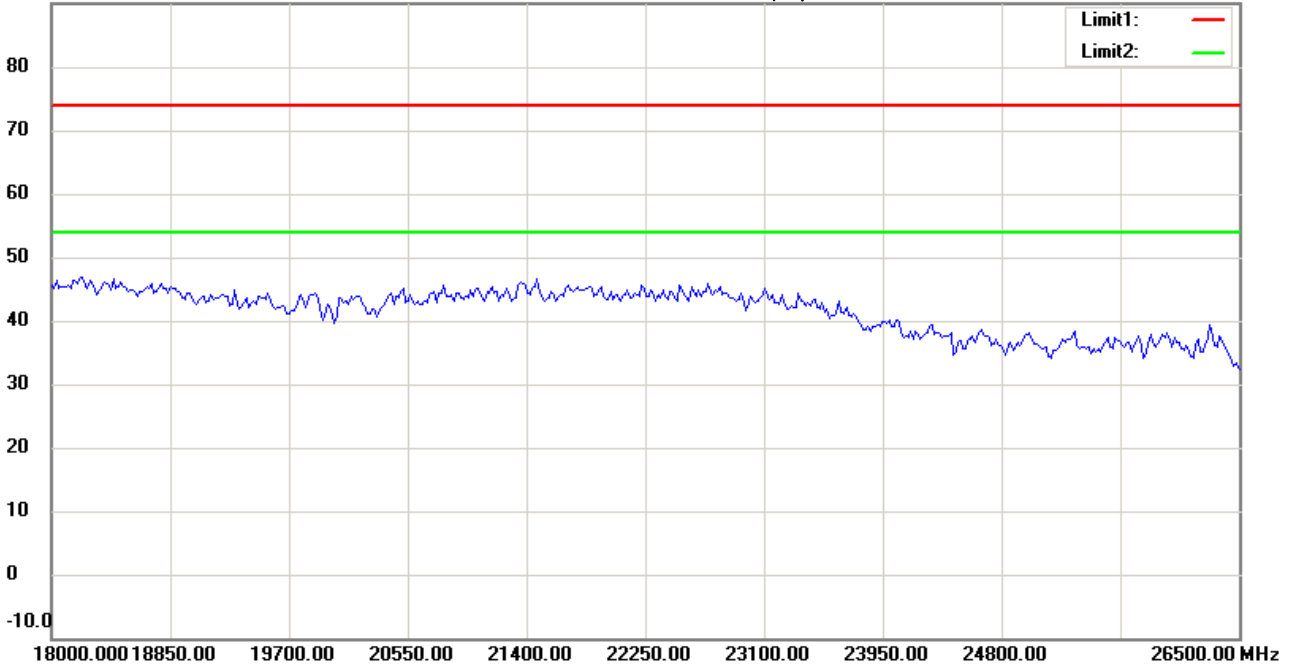
Date: 2015/5/4

Temperature:24 °C

90.0 dBuV/m

Time: 下午 09:37:43

Humidity:60 %



Site : Chamber

Condition : FCC\_part 15 RE-Class C\_Above 1GHz\_PK

EUT : W6M21504-14969

M/N:

Test Mode : TX 2440MHz

Note :

Polarization: *Vertical*

Power : 12 Vd.c.

Distance: 3m

Mk.	Frequency (MHz)	Reading (dBuV)	Detector	Corr. factor (dB/m)	Result (dBuV/m)	Limit (dBuV/m)	Ant.Pos (cm)	Tab.Pos (deg.)	Margin (dB)	Comment
-----	-----------------	----------------	----------	---------------------	-----------------	----------------	--------------	----------------	-------------	---------



Radiated Emission Measurement

Operator: Leon

File :1

Data :#1

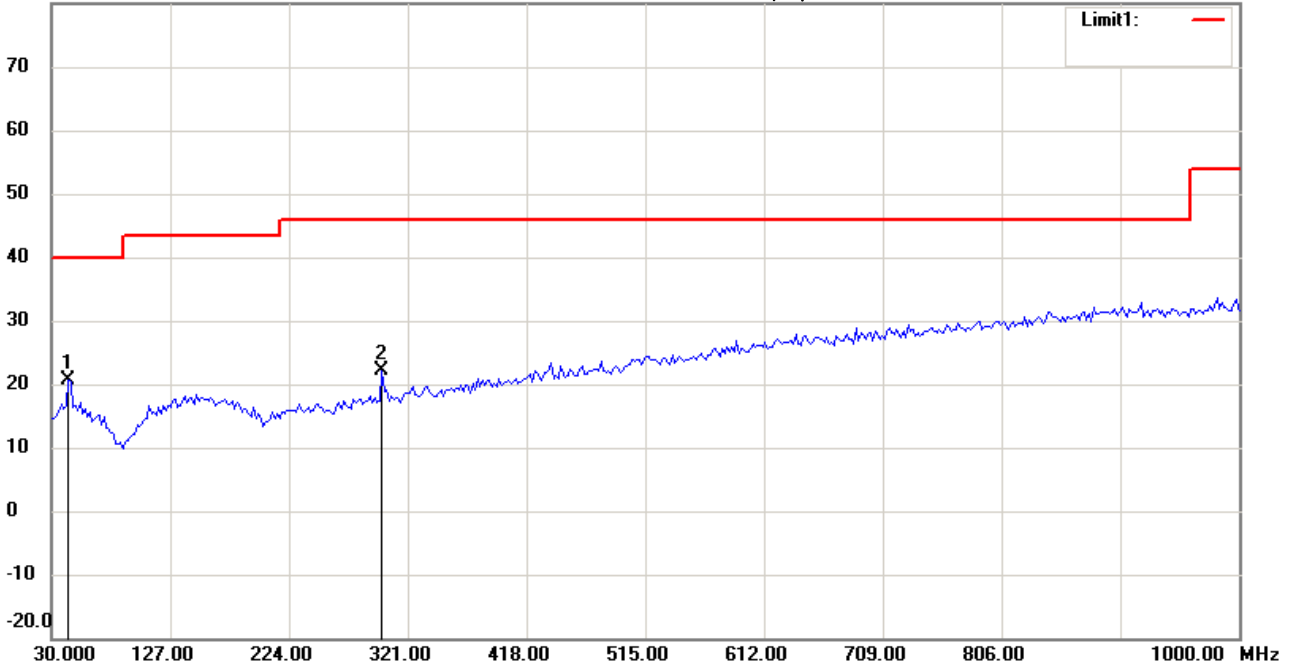
Date: 2015/5/4

Temperature:24 °C

80.0 dBuV/m

Time: 下午 02:52:22

Humidity:60 %



Site : Chamber

Condition : FCC\_part 15 RE-Class C\_30-1000MHz

EUT : W6M21504-14969

M/N:

Test Mode : TX 2480MHz

Note :

Polarization: *Horizontal*

Power : 12 Vd.c.

Distance: 3m

Mk.	Frequency (MHz)	Reading (dBuV)	Detector	Corr. factor (dB/m)	Result (dBuV/m)	Limit (dBuV/m)	Ant.Pos (cm)	Tab.Pos (deg.)	Margin (dB)	Comment
*	43.6071	5.75	peak	14.82	20.57	40.00	100	55	-19.43	
	300.2004	6.09	peak	16.04	22.13	46.00	100	170	-23.87	



Radiated Emission Measurement

Operator: Leon

File :1

Data :#2

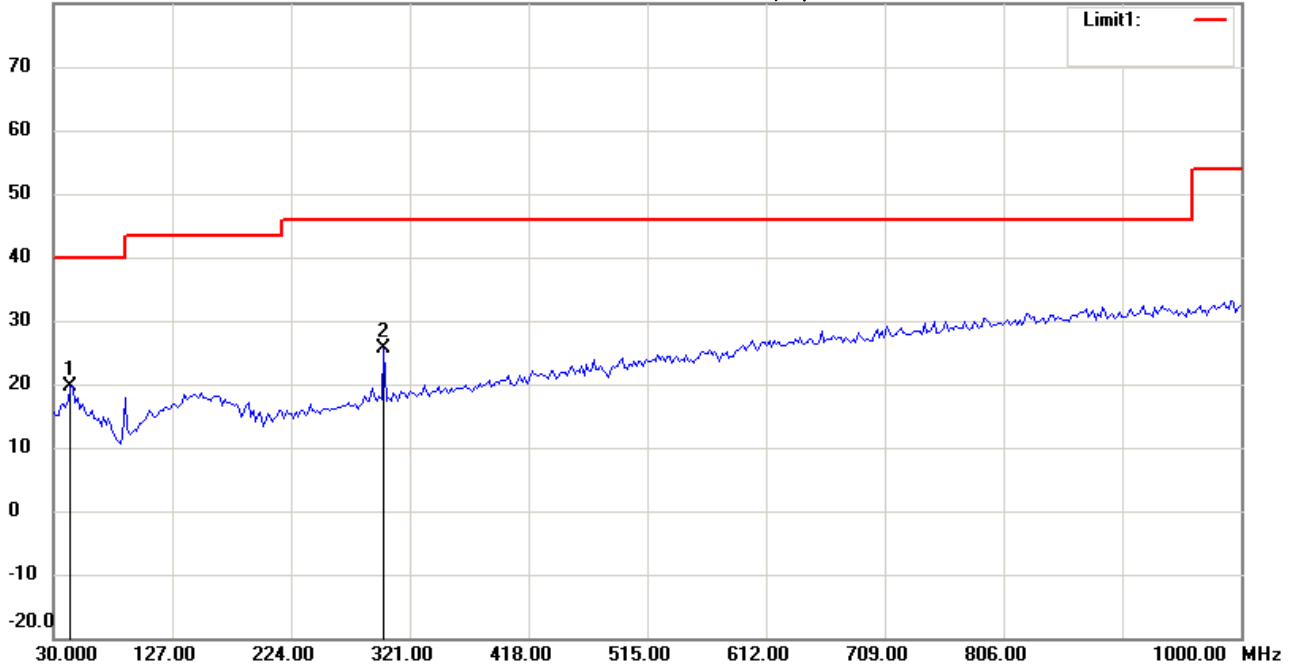
Date: 2015/5/4

Temperature:24 °C

80.0 dBuV/m

Time: 下午 02:53:07

Humidity:60 %



Site : Chamber

Condition : FCC\_part 15 RE-Class C\_30-1000MHz

EUT : W6M21504-14969

M/N:

Test Mode : TX 2480MHz

Note :

Polarization: *Vertical*

Power : 12 Vd.c.

Distance: 3m

Mk.	Frequency (MHz)	Reading (dBuV)	Detector	Corr. factor (dB/m)	Result (dBuV/m)	Limit (dBuV/m)	Ant.Pos (cm)	Tab.Pos (deg.)	Margin (dB)	Comment
*	43.6072	4.82	peak	14.82	19.64	40.00	100	105	-20.36	
	300.2004	9.48	peak	16.04	25.52	46.00	100	130	-20.48	



Radiated Emission Measurement

Operator: Roy

File :3

Data :#1

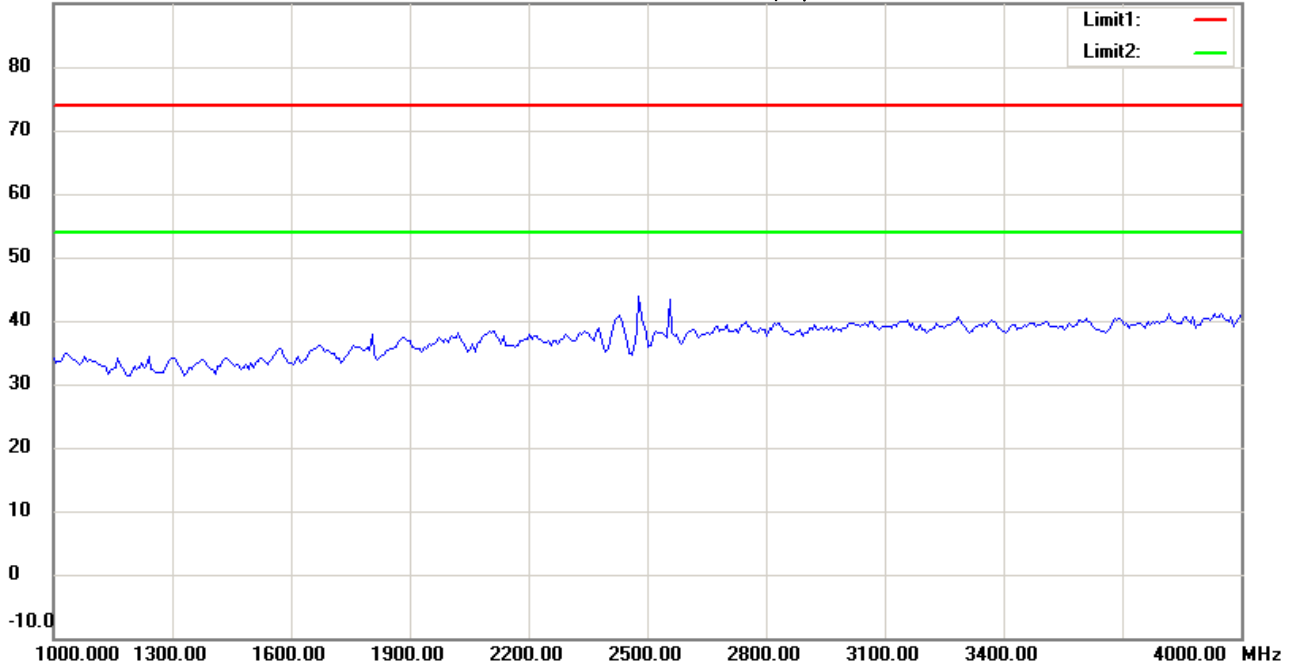
Date: 2015/5/4

Temperature:24 °C

90.0 dBuV/m

Time: 下午 08:30:08

Humidity:60 %



Site : Chamber

Condition : FCC\_part 15 RE-Class C\_Above 1GHz\_PK

EUT : W6M21504-14969

M/N:

Test Mode : TX 2480MHz

Note :

Polarization: *Horizontal*

Power : 12 Vd.c.

Distance: 3m

Mk.	Frequency (MHz)	Reading (dBuV)	Detector	Corr. factor (dB/m)	Result (dBuV/m)	Limit (dBuV/m)	Ant.Pos (cm)	Tab.Pos (deg.)	Margin (dB)	Comment
-----	-----------------	----------------	----------	---------------------	-----------------	----------------	--------------	----------------	-------------	---------



Radiated Emission Measurement

Operator: Roy

File :3

Data :#6

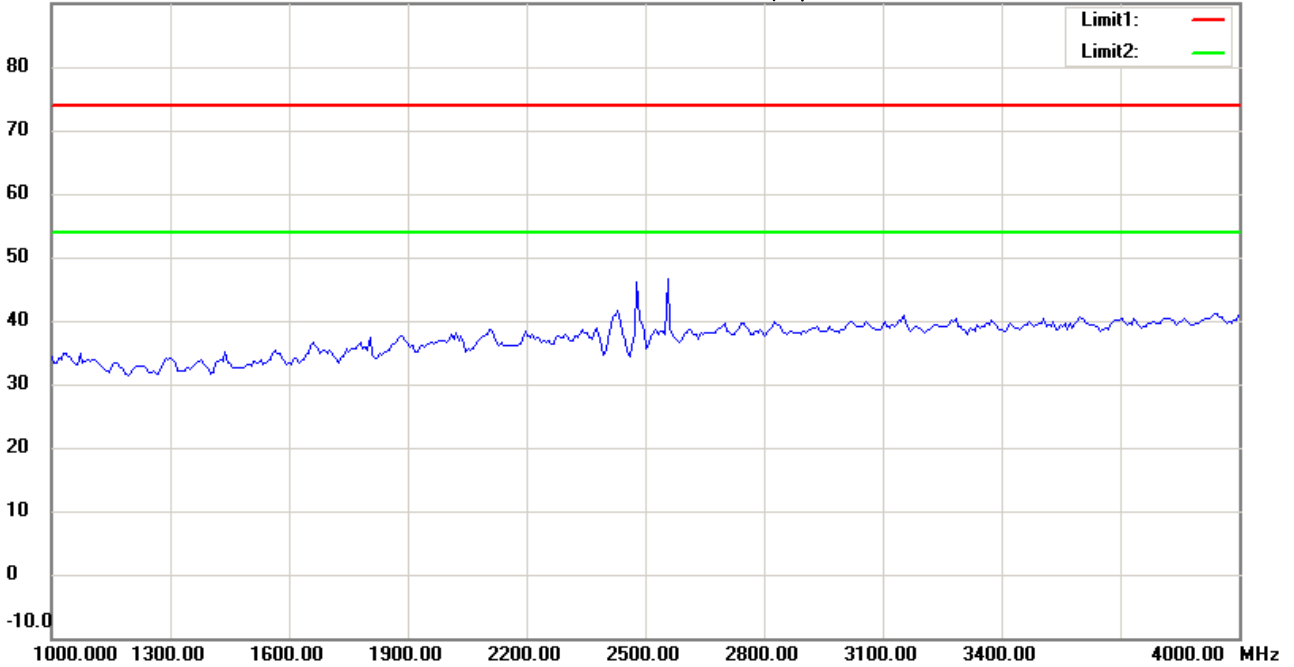
Date: 2015/5/4

Temperature:24 °C

90.0 dBuV/m

Time: 下午 08:33:11

Humidity:60 %



Site : Chamber

Condition : FCC\_part 15 RE-Class C\_Above 1GHz\_PK

Polarization: *Vertical*

EUT : W6M21504-14969

Power : 12 Vd.c.

M/N:

Distance: 3m

Test Mode : TX 2480MHz

Note :

Mk.	Frequency (MHz)	Reading (dBuV)	Detector	Corr. factor (dB/m)	Result (dBuV/m)	Limit (dBuV/m)	Ant.Pos (cm)	Tab.Pos (deg.)	Margin (dB)	Comment
-----	-----------------	----------------	----------	---------------------	-----------------	----------------	--------------	----------------	-------------	---------



Radiated Emission Measurement

Operator: Roy

File :3

Data :#2

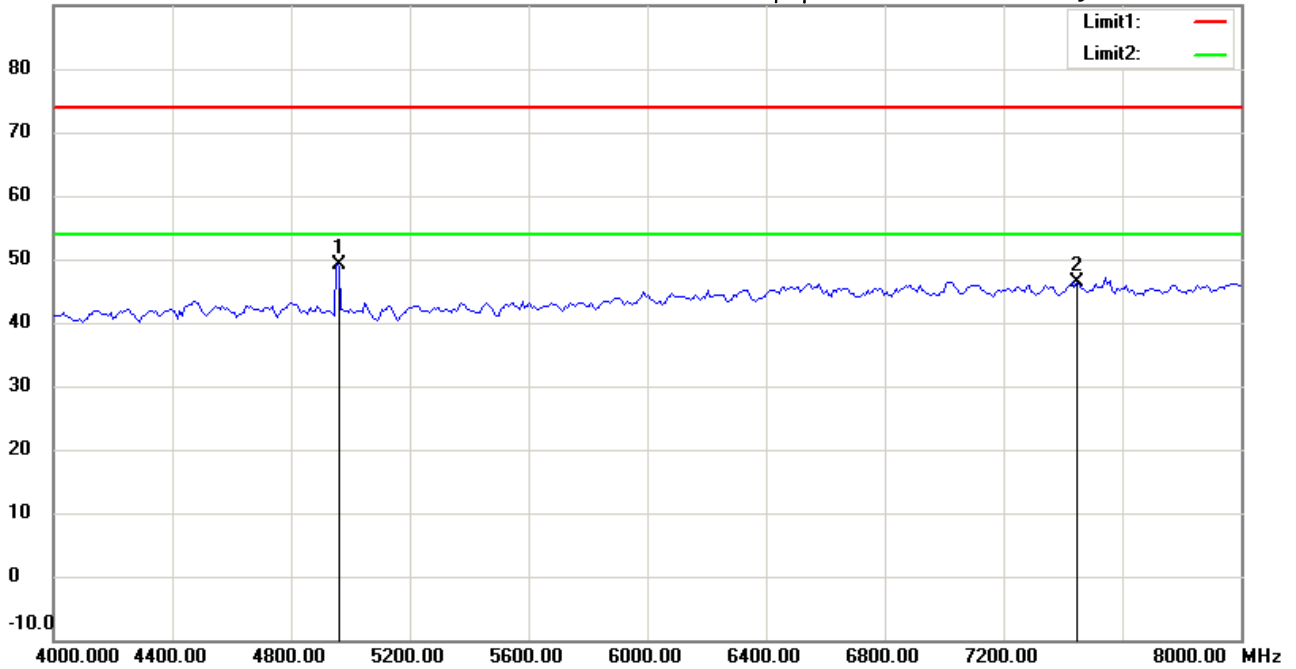
Date: 2015/5/4

Temperature:24 °C

90.0 dBuV/m

Time: 下午 08:31:06

Humidity:60 %



Site : Chamber

Condition : FCC\_part 15 RE-Class C\_Above 1GHz\_PK

EUT : W6M21504-14969

M/N:

Test Mode : TX 2480MHz

Note :

Polarization: *Horizontal*

Power : 12 Vd.c.

Distance: 3m

Mk.	Frequency (MHz)	Reading (dBuV)	Detector	Corr. factor (dB/m)	Result (dBuV/m)	Limit (dBuV/m)	Ant.Pos (cm)	Tab.Pos (deg.)	Margin (dB)	Comment
*	4953.908	47.89	peak	1.29	49.18	74.00	100	140	-24.82	
	7440.000	41.03	peak	5.42	46.45	74.00	100	175	-27.55	



Radiated Emission Measurement

Operator: Roy

File :3

Data :#7

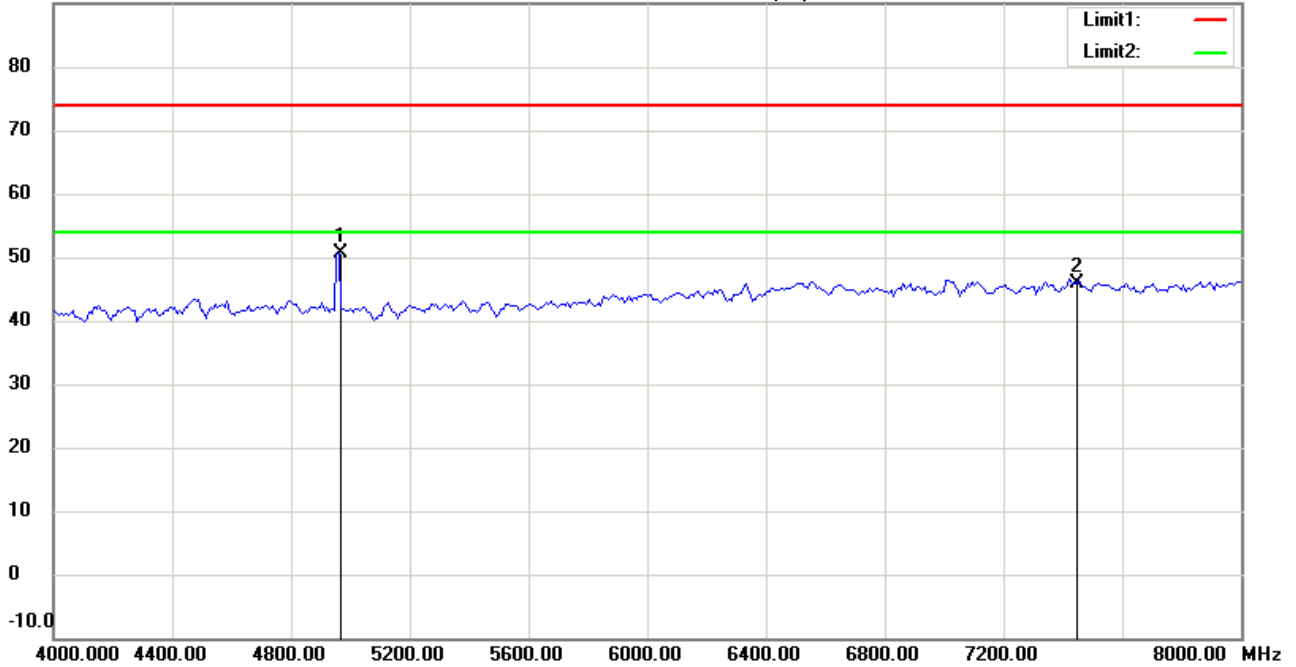
Date: 2015/5/4

Temperature:24 °C

90.0 dBuV/m

Time: 下午 08:33:56

Humidity:60 %



Site : Chamber

Condition : FCC\_part 15 RE-Class C\_Above 1GHz\_PK

EUT : W6M21504-14969

M/N:

Test Mode : TX 2480MHz

Note :

Polarization: *Vertical*

Power : 12 Vd.c.

Distance: 3m

Mk.	Frequency (MHz)	Reading (dBuV)	Detector	Corr. factor (dB/m)	Result (dBuV/m)	Limit (dBuV/m)	Ant.Pos (cm)	Tab.Pos (deg.)	Margin (dB)	Comment
*	4961.924	49.26	peak	1.30	50.56	74.00	100	245	-23.44	
	7440.000	40.46	peak	5.42	45.88	74.00	100	290	-28.12	





Radiated Emission Measurement

Operator: Roy

File :3

Data :#3

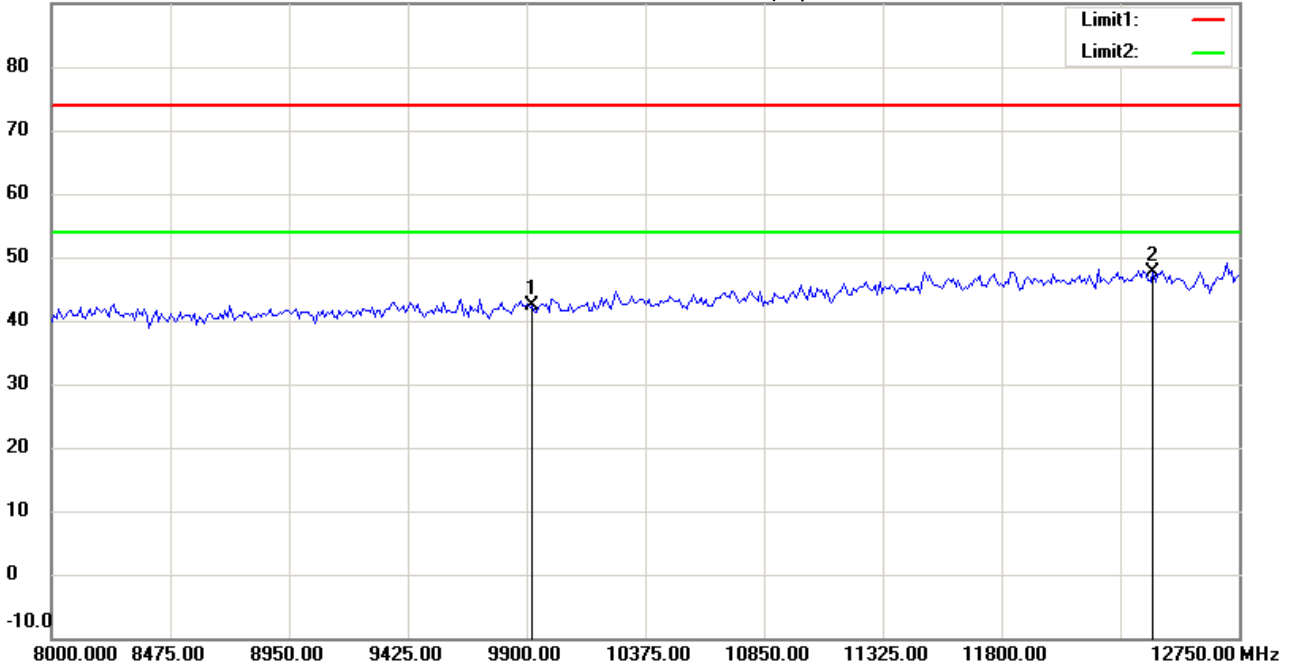
Date: 2015/5/4

Temperature:24 °C

90.0 dBuV/m

Time: 下午 08:31:18

Humidity:60 %



Site : Chamber

Condition : FCC\_part 15 RE-Class C\_Above 1GHz\_PK

Polarization: *Horizontal*

EUT : W6M21504-14969

Power : 12 Vd.c.

M/N:

Distance: 3m

Test Mode : TX 2480MHz

Note :

Mk.	Frequency (MHz)	Reading (dBuV)	Detector	Corr. factor (dB/m)	Result (dBuV/m)	Limit (dBuV/m)	Ant.Pos (cm)	Tab.Pos (deg.)	Margin (dB)	Comment
	9920.000	34.01	peak	8.43	42.44	74.00	100	200	-31.56	
*	12400.000	32.87	peak	14.81	47.68	74.00	100	95	-26.32	



Radiated Emission Measurement

Operator: Roy

File :3

Data :#8

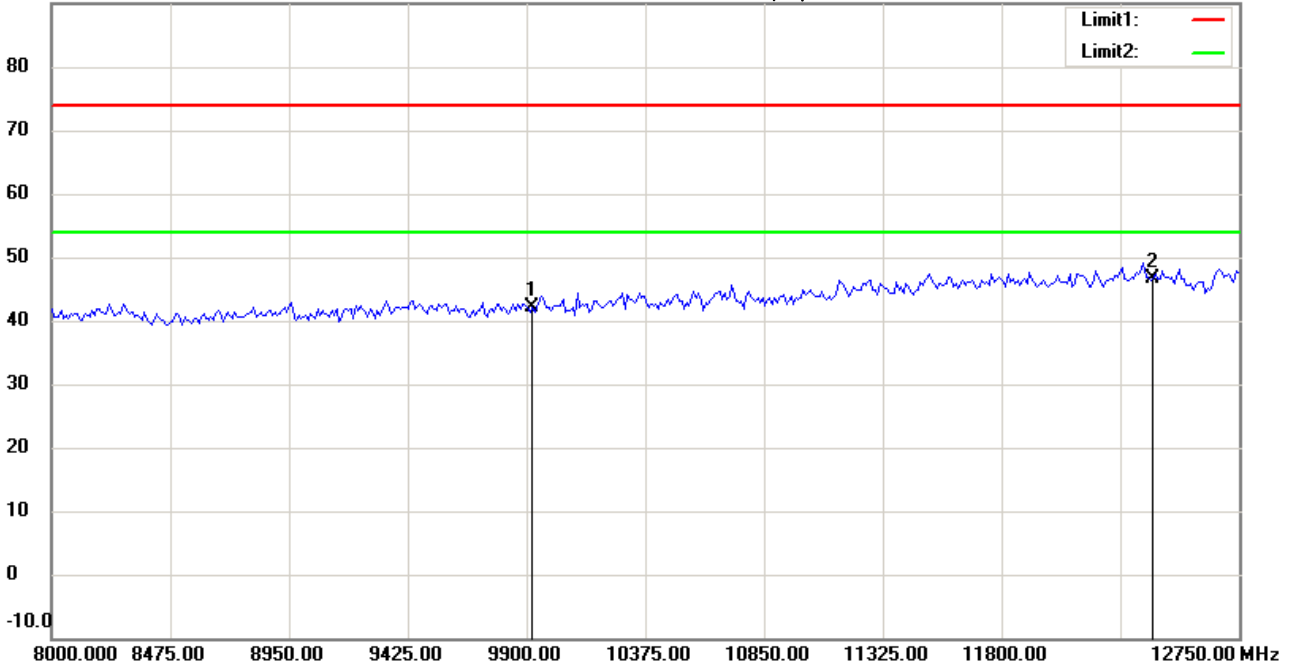
Date: 2015/5/4

Temperature:24 °C

90.0 dBuV/m

Time: 下午 08:34:09

Humidity:60 %



Site : Chamber

Condition : FCC\_part 15 RE-Class C\_Above 1GHz\_PK

Polarization: *Vertical*

EUT : W6M21504-14969

Power : 12 Vd.c.

M/N:

Distance: 3m

Test Mode : TX 2480MHz

Note :

Mk.	Frequency (MHz)	Reading (dBuV)	Detector	Corr. factor (dB/m)	Result (dBuV/m)	Limit (dBuV/m)	Ant.Pos (cm)	Tab.Pos (deg.)	Margin (dB)	Comment
	9920.000	33.66	peak	8.43	42.09	74.00	100	165	-31.91	
*	12400.000	31.92	peak	14.81	46.73	74.00	100	100	-27.27	



Radiated Emission Measurement

Operator: Roy

File :3

Data :#4

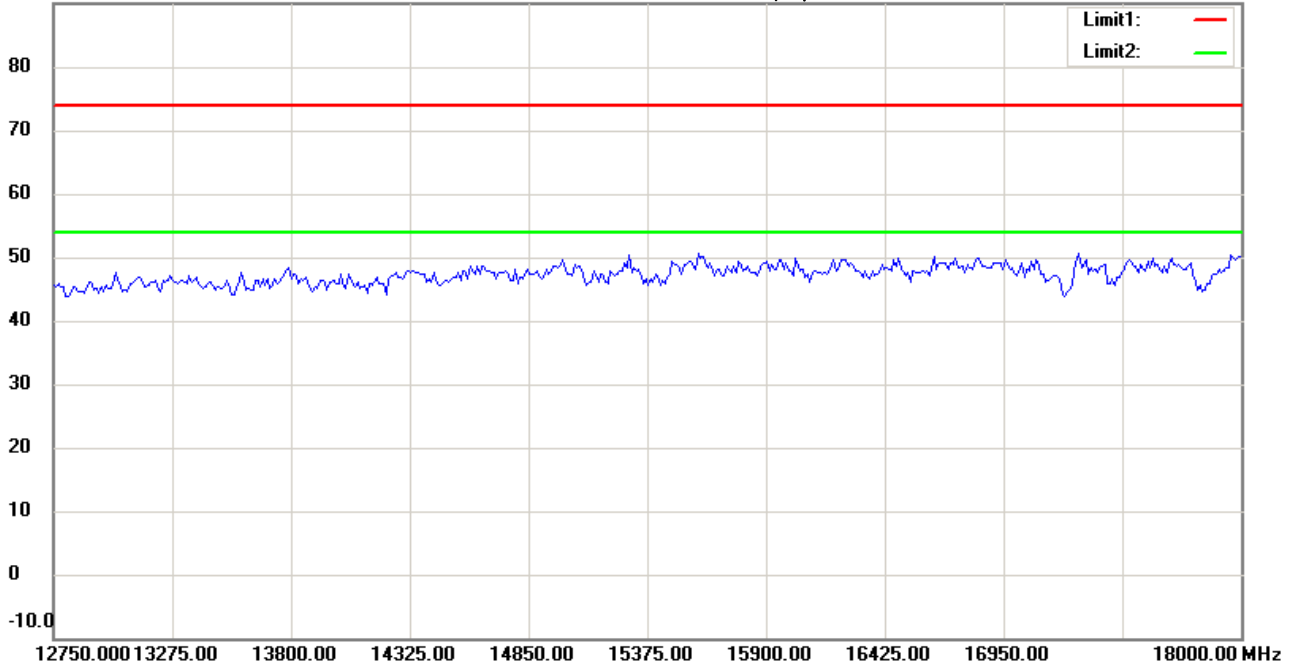
Date: 2015/5/4

Temperature:24 °C

90.0 dBuV/m

Time: 下午 08:32:16

Humidity:60 %



Site : Chamber

Condition : FCC\_part 15 RE-Class C\_Above 1GHz\_PK

Polarization: *Horizontal*

EUT : W6M21504-14969

Power : 12 Vd.c.

M/N:

Distance: 3m

Test Mode : TX 2480MHz

Note :

Mk.	Frequency (MHz)	Reading (dBuV)	Detector	Corr. factor (dB/m)	Result (dBuV/m)	Limit (dBuV/m)	Ant.Pos (cm)	Tab.Pos (deg.)	Margin (dB)	Comment
-----	-----------------	----------------	----------	---------------------	-----------------	----------------	--------------	----------------	-------------	---------



**Radiated Emission Measurement**

Operator: Roy

File :3

Data :#9

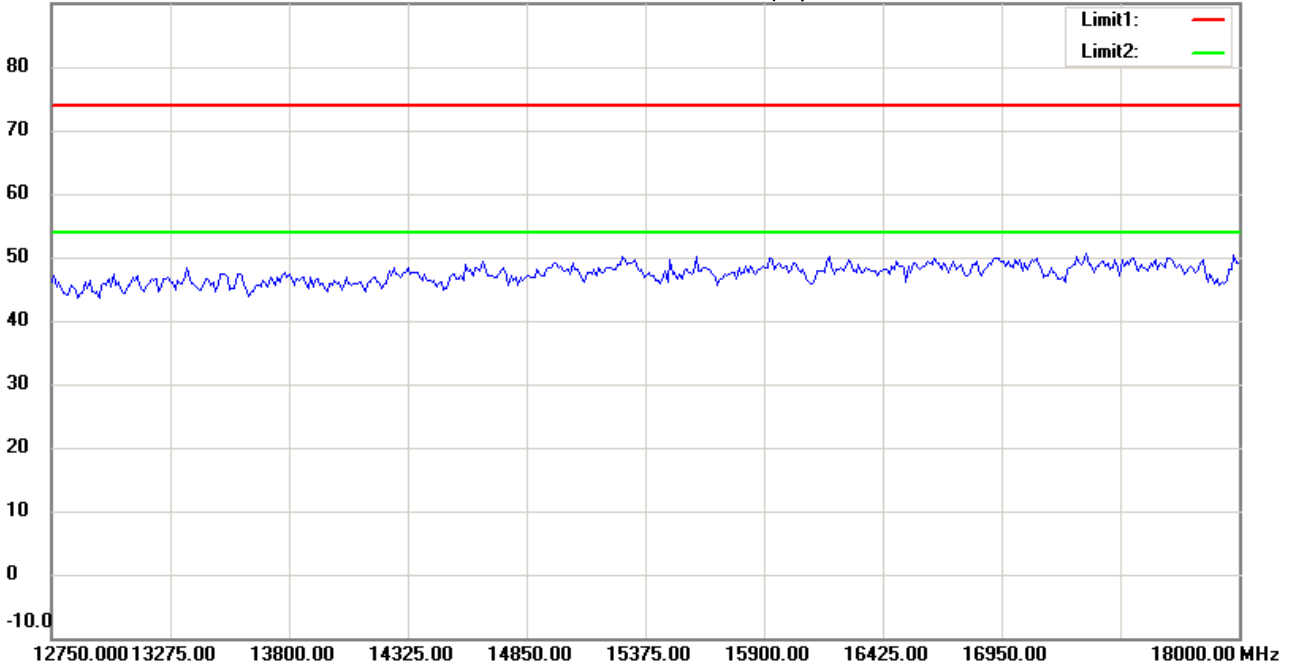
Date: 2015/5/4

Temperature:24 °C

90.0 dBuV/m

Time: 下午 08:35:10

Humidity:60 %



Site : Chamber

Condition : FCC\_part 15 RE-Class C\_Above 1GHz\_PK

Polarization: *Vertical*

EUT : W6M21504-14969

Power : 12 Vd.c.

M/N:

Distance: 3m

Test Mode : TX 2480MHz

Note :

Mk.	Frequency (MHz)	Reading (dBuV)	Detector	Corr. factor (dB/m)	Result (dBuV/m)	Limit (dBuV/m)	Ant.Pos (cm)	Tab.Pos (deg.)	Margin (dB)	Comment
-----	-----------------	----------------	----------	---------------------	-----------------	----------------	--------------	----------------	-------------	---------



Radiated Emission Measurement

Operator: Roy

File :3

Data :#5

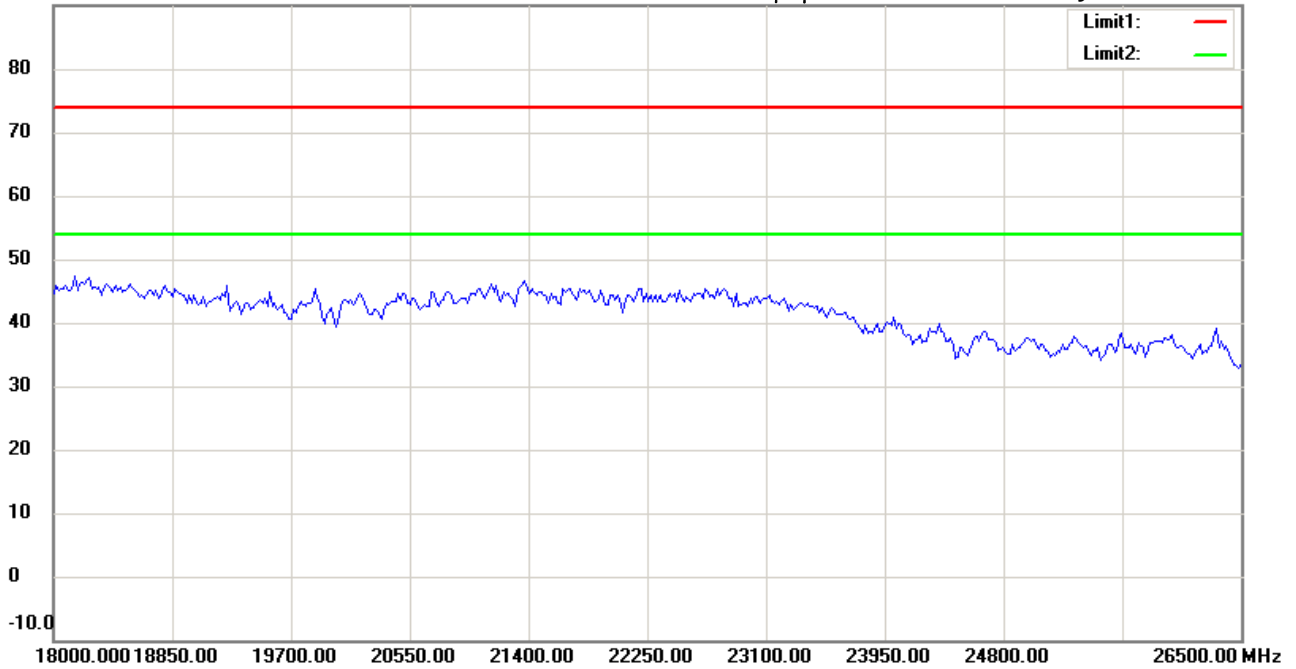
Date: 2015/5/4

Temperature:24 °C

90.0 dBuV/m

Time: 下午 08:32:26

Humidity:60 %



Site : Chamber

Condition : FCC\_part 15 RE-Class C\_Above 1GHz\_PK

EUT : W6M21504-14969

M/N:

Test Mode : TX 2480MHz

Note :

Polarization: *Horizontal*

Power : 12 Vd.c.

Distance: 3m

Mk.	Frequency (MHz)	Reading (dBuV)	Detector	Corr. factor (dB/m)	Result (dBuV/m)	Limit (dBuV/m)	Ant.Pos (cm)	Tab.Pos (deg.)	Margin (dB)	Comment
-----	-----------------	----------------	----------	---------------------	-----------------	----------------	--------------	----------------	-------------	---------



Radiated Emission Measurement

Operator: Roy

File :3

Data :#10

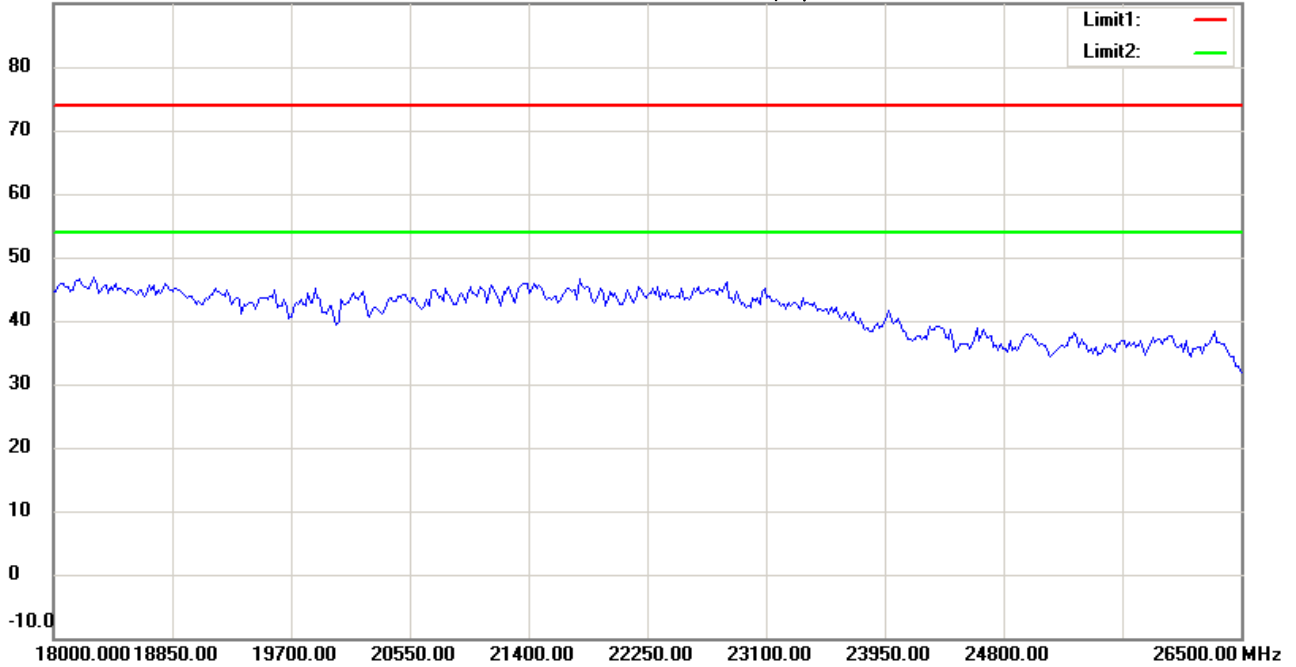
Date: 2015/5/4

Temperature:24 °C

90.0 dBuV/m

Time: 下午 08:35:20

Humidity:60 %



Site : Chamber

Condition : FCC\_part 15 RE-Class C\_Above 1GHz\_PK

EUT : W6M21504-14969

M/N:

Test Mode : TX 2480MHz

Note :

Polarization: *Vertical*

Power : 12 Vd.c.

Distance: 3m

Mk.	Frequency (MHz)	Reading (dBuV)	Detector	Corr. factor (dB/m)	Result (dBuV/m)	Limit (dBuV/m)	Ant.Pos (cm)	Tab.Pos (deg.)	Margin (dB)	Comment
-----	-----------------	----------------	----------	---------------------	-----------------	----------------	--------------	----------------	-------------	---------



Radiated Emission Measurement

Operator: Roy

File :1

Data :#1

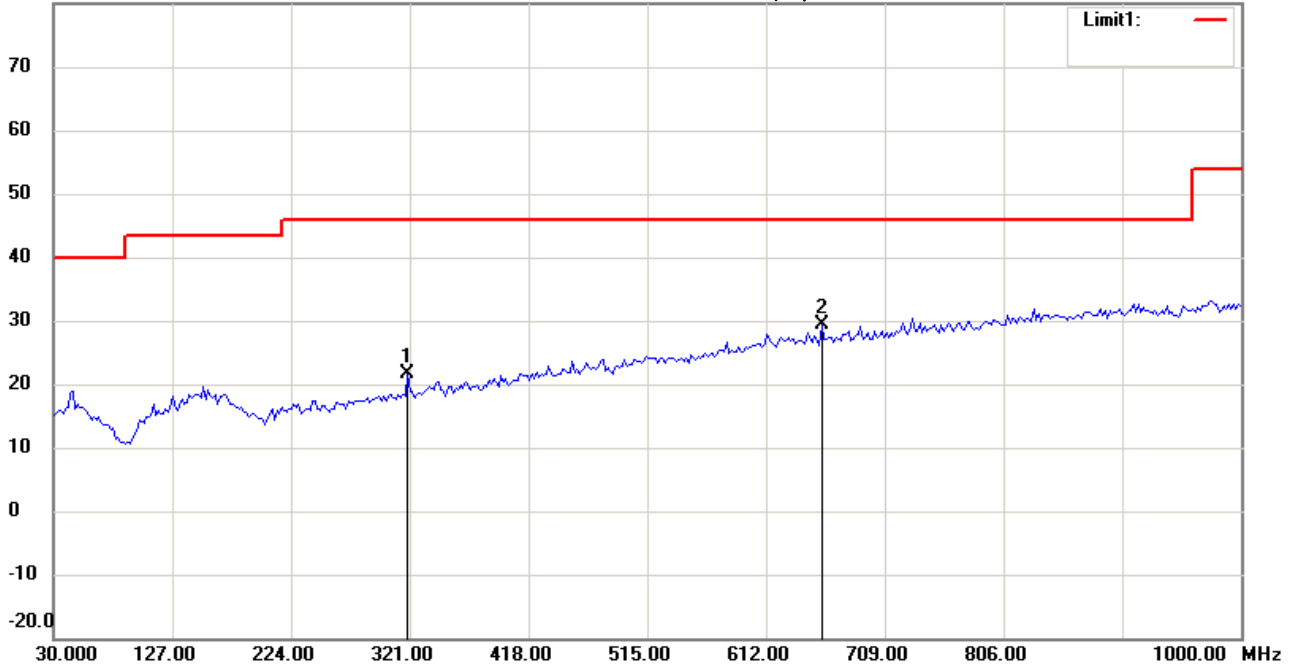
Date: 2015/5/5

Temperature:24 °C

80.0 dBuV/m

Time: 下午 10:19:20

Humidity:60 %



Site : Chamber

Condition : FCC\_part 15 RE-Class C\_30-1000MHz

EUT : W6M21504-14969

M/N:

Test Mode : TX 2457MHz

Note :

Polarization: *Horizontal*

Power : 12 Vd.c.

Distance: 3m

Mk.	Frequency (MHz)	Reading (dBuV)	Detector	Corr. factor (dB/m)	Result (dBuV/m)	Limit (dBuV/m)	Ant.Pos (cm)	Tab.Pos (deg.)	Margin (dB)	Comment
	319.6392	5.17	peak	16.57	21.74	46.00	100	305	-24.26	
*	657.8758	4.65	peak	24.66	29.31	46.00	100	170	-16.69	



Radiated Emission Measurement

Operator: Roy

File :1

Data :#2

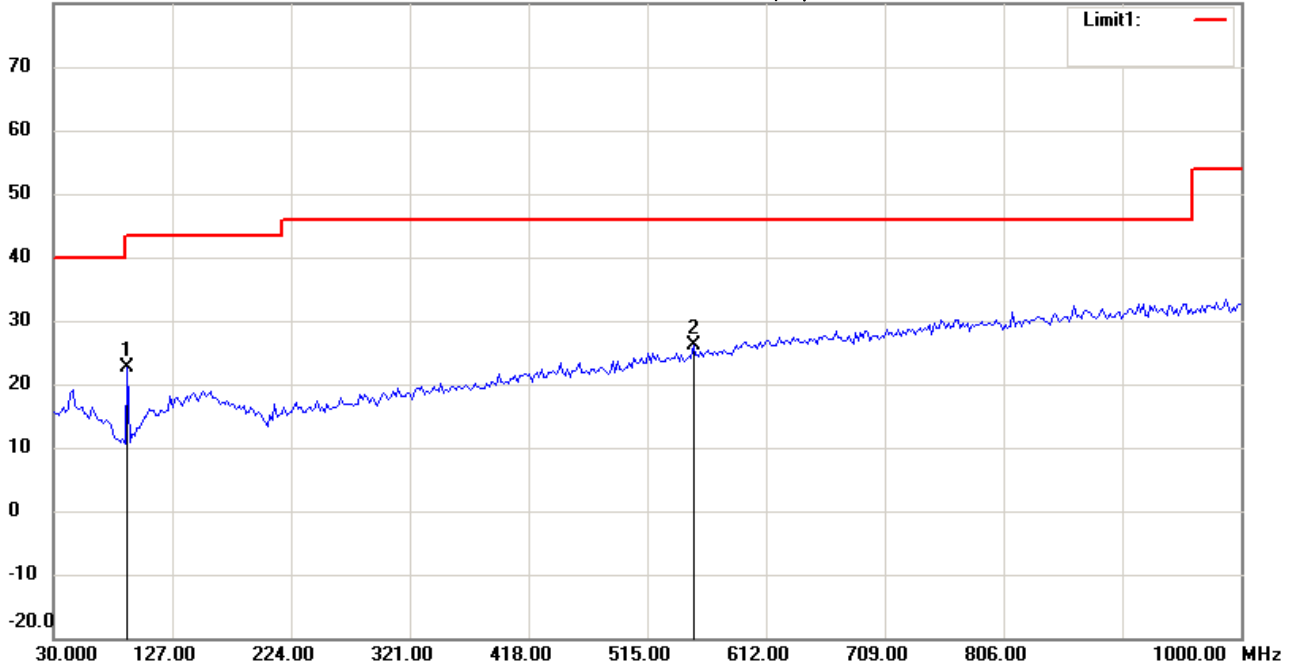
Date: 2015/5/5

Temperature:24 °C

80.0 dBuV/m

Time: 下午 10:20:06

Humidity:60 %



Site : Chamber

Condition : FCC\_part 15 RE-Class C\_30-1000MHz

EUT : W6M21504-14969

M/N:

Test Mode : TX 2457MHz

Note :

Polarization: Vertical

Power : 12 Vd.c.

Distance: 3m

Mk.	Frequency (MHz)	Reading (dBuV)	Detector	Corr. factor (dB/m)	Result (dBuV/m)	Limit (dBuV/m)	Ant.Pos (cm)	Tab.Pos (deg.)	Margin (dB)	Comment
	90.2605	13.77	peak	8.81	22.58	43.50	100	215	-20.92	
*	552.9058	4.25	peak	21.89	26.14	46.00	100	65	-19.86	





Radiated Emission Measurement

Operator: Roy

File :3

Data :#1

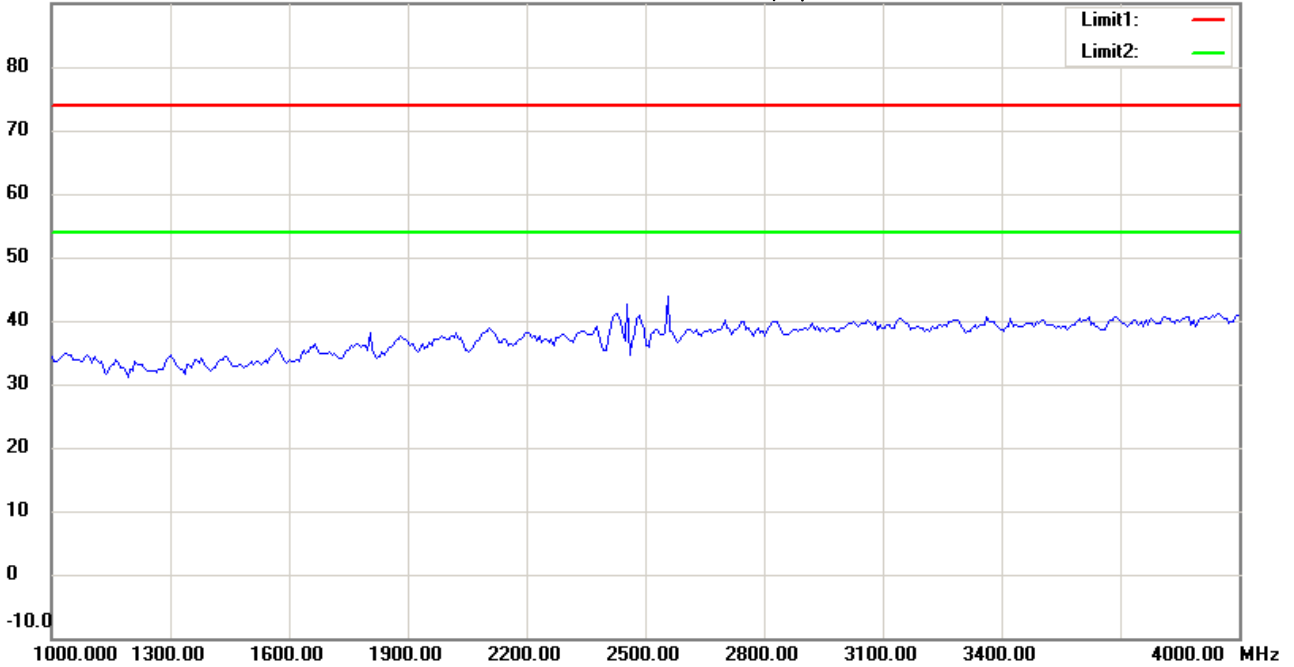
Date: 2015/5/5

Temperature:24 °C

90.0 dBuV/m

Time: 下午 08:28:29

Humidity:60 %



Site : Chamber

Condition : FCC\_part 15 RE-Class C\_Above 1GHz\_PK

Polarization: *Horizontal*

EUT : W6M21504-14969

Power : 12 Vd.c.

M/N:

Distance: 3m

Test Mode : TX 2457MHz

Note :

Mk.	Frequency (MHz)	Reading (dBuV)	Detector	Corr. factor (dB/m)	Result (dBuV/m)	Limit (dBuV/m)	Ant.Pos (cm)	Tab.Pos (deg.)	Margin (dB)	Comment
-----	-----------------	----------------	----------	---------------------	-----------------	----------------	--------------	----------------	-------------	---------



Radiated Emission Measurement

Operator: Roy

File :3

Data :#6

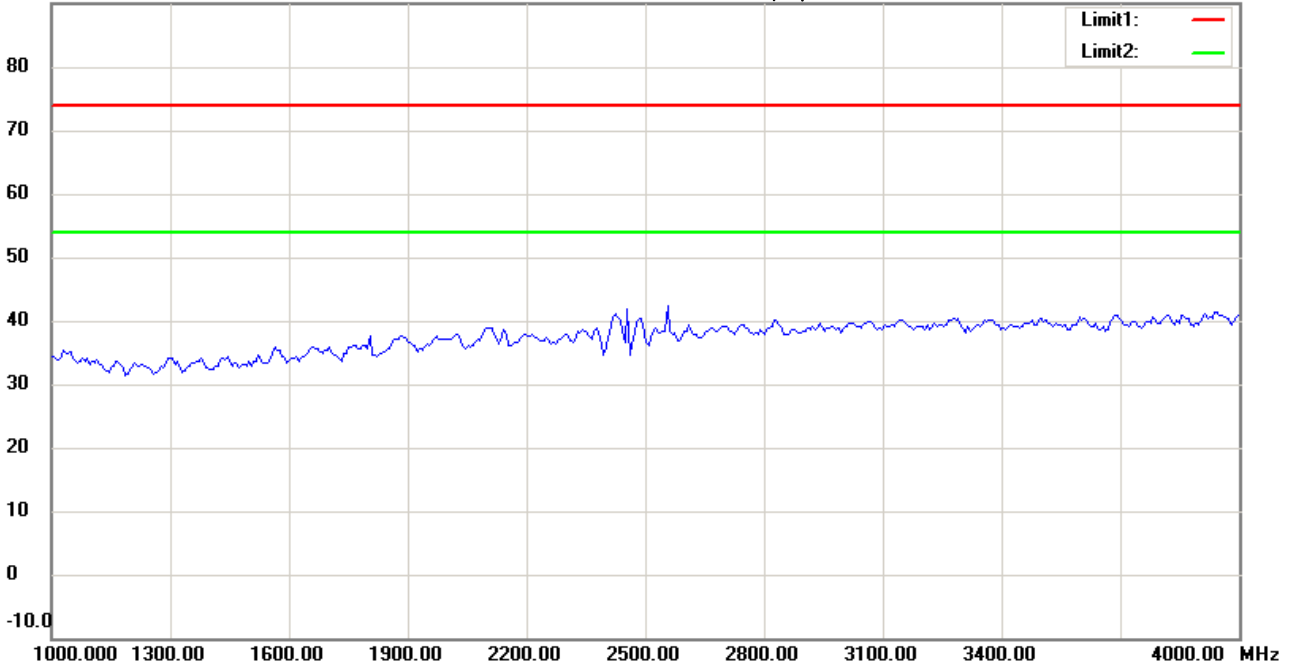
Date: 2015/5/5

Temperature:24 °C

90.0 dBuV/m

Time: 下午 08:31:19

Humidity:60 %



Site : Chamber

Condition : FCC\_part 15 RE-Class C\_Above 1GHz\_PK

EUT : W6M21504-14969

M/N:

Test Mode : TX 2457MHz

Note :

Polarization: *Vertical*

Power : 12 Vd.c.

Distance: 3m

Mk.	Frequency (MHz)	Reading (dBuV)	Detector	Corr. factor (dB/m)	Result (dBuV/m)	Limit (dBuV/m)	Ant.Pos (cm)	Tab.Pos (deg.)	Margin (dB)	Comment
-----	-----------------	----------------	----------	---------------------	-----------------	----------------	--------------	----------------	-------------	---------



Radiated Emission Measurement

Operator: Roy

File :3

Data :#2

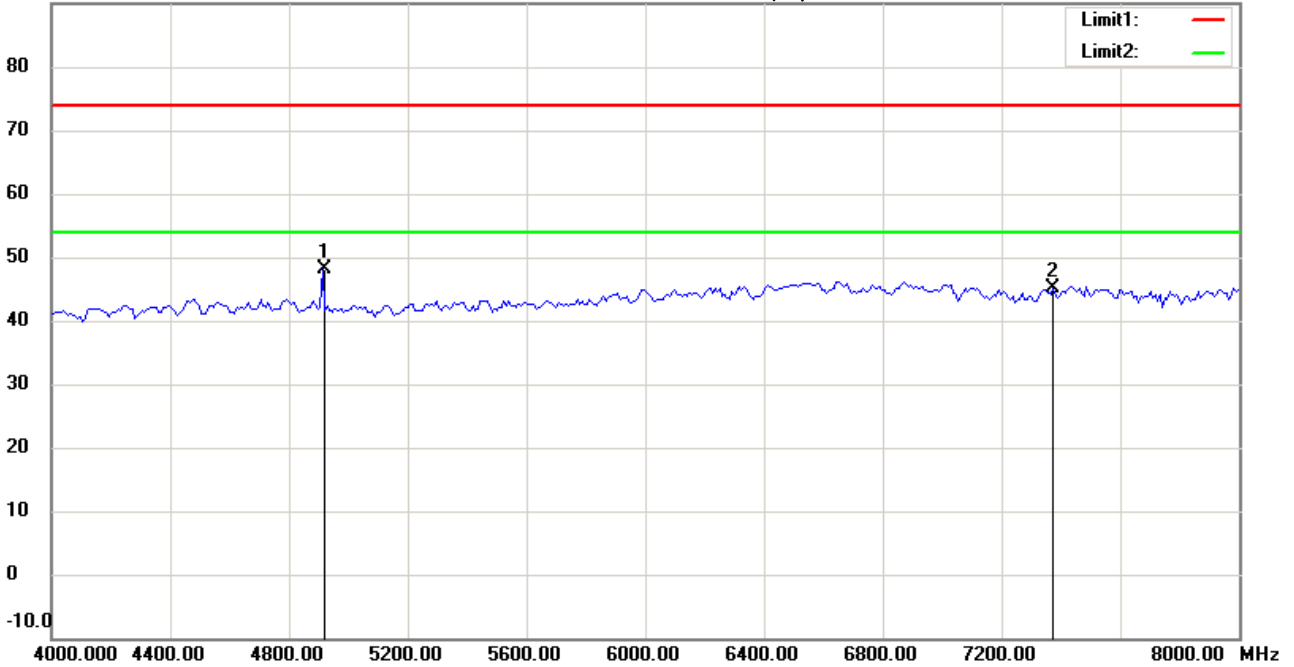
Date: 2015/5/5

Temperature:24 °C

90.0 dBuV/m

Time: 下午 08:29:14

Humidity:60 %



Site : Chamber

Condition : FCC\_part 15 RE-Class C\_Above 1GHz\_PK

EUT : W6M21504-14969

M/N:

Test Mode : TX 2457MHz

Note :

Polarization: *Horizontal*

Power : 12 Vd.c.

Distance: 3m

Mk.	Frequency (MHz)	Reading (dBuV)	Detector	Corr. factor (dB/m)	Result (dBuV/m)	Limit (dBuV/m)	Ant.Pos (cm)	Tab.Pos (deg.)	Margin (dB)	Comment
*	4913.828	46.91	peak	1.22	48.13	74.00	100	225	-25.87	
	7371.000	39.77	peak	5.35	45.12	74.00	100	170	-28.88	



Radiated Emission Measurement

Operator: Roy

File :3

Data :#7

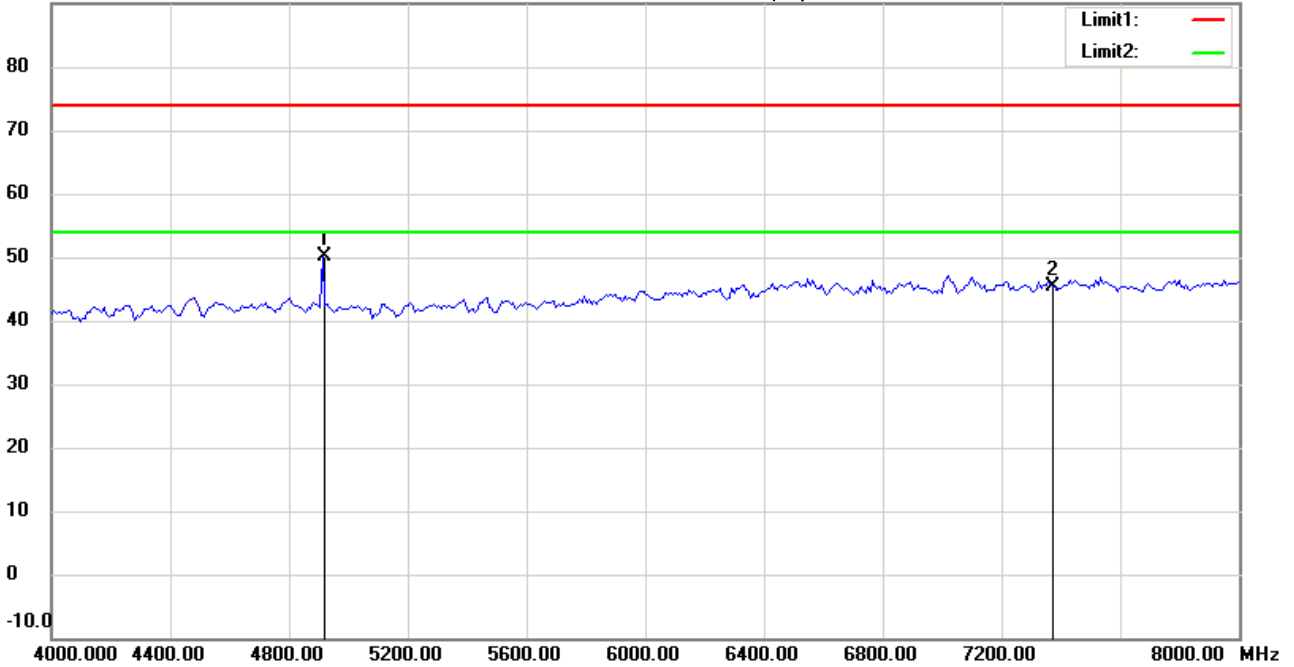
Date: 2015/5/5

Temperature:24 °C

90.0 dBuV/m

Time: 下午 08:32:04

Humidity:60 %



Site : Chamber

Condition : FCC\_part 15 RE-Class C\_Above 1GHz\_PK

EUT : W6M21504-14969

M/N:

Test Mode : TX 2457MHz

Note :

Polarization: *Vertical*

Power : 12 Vd.c.

Distance: 3m

Mk.	Frequency (MHz)	Reading (dBuV)	Detector	Corr. factor (dB/m)	Result (dBuV/m)	Limit (dBuV/m)	Ant.Pos (cm)	Tab.Pos (deg.)	Margin (dB)	Comment
*	4913.828	49.03	peak	1.22	50.25	74.00	100	230	-23.75	
	7371.000	40.06	peak	5.35	45.41	74.00	100	80	-28.59	



Radiated Emission Measurement

Operator: Roy

File :3

Data :#3

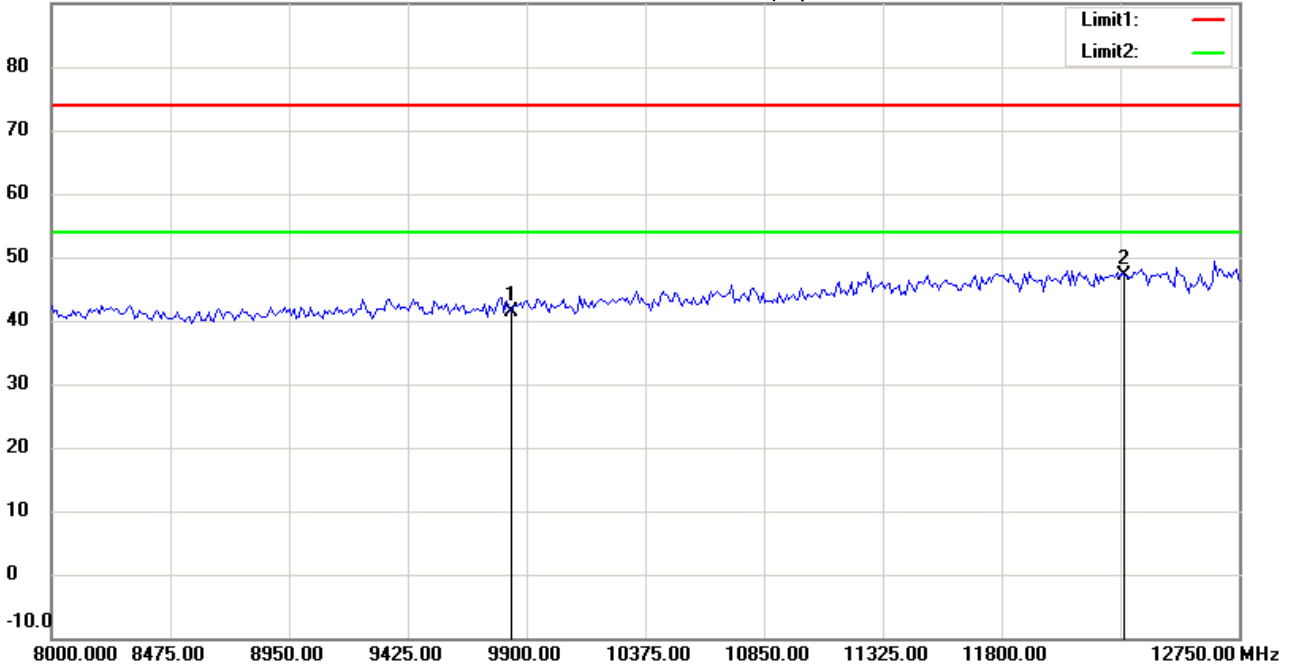
Date: 2015/5/5

Temperature:24 °C

90.0 dBuV/m

Time: 下午 08:29:26

Humidity:60 %



Site : Chamber

Condition : FCC\_part 15 RE-Class C\_Above 1GHz\_PK

Polarization: *Horizontal*

EUT : W6M21504-14969

Power : 12 Vd.c.

M/N:

Distance: 3m

Test Mode : TX 2457MHz

Note :

Mk.	Frequency (MHz)	Reading (dBuV)	Detector	Corr. factor (dB/m)	Result (dBuV/m)	Limit (dBuV/m)	Ant.Pos (cm)	Tab.Pos (deg.)	Margin (dB)	Comment
	9828.000	33.07	peak	8.28	41.35	74.00	100	130	-32.65	
*	12285.000	32.99	peak	14.22	47.21	74.00	100	65	-26.79	



Radiated Emission Measurement

Operator: Roy

File :3

Data :#8

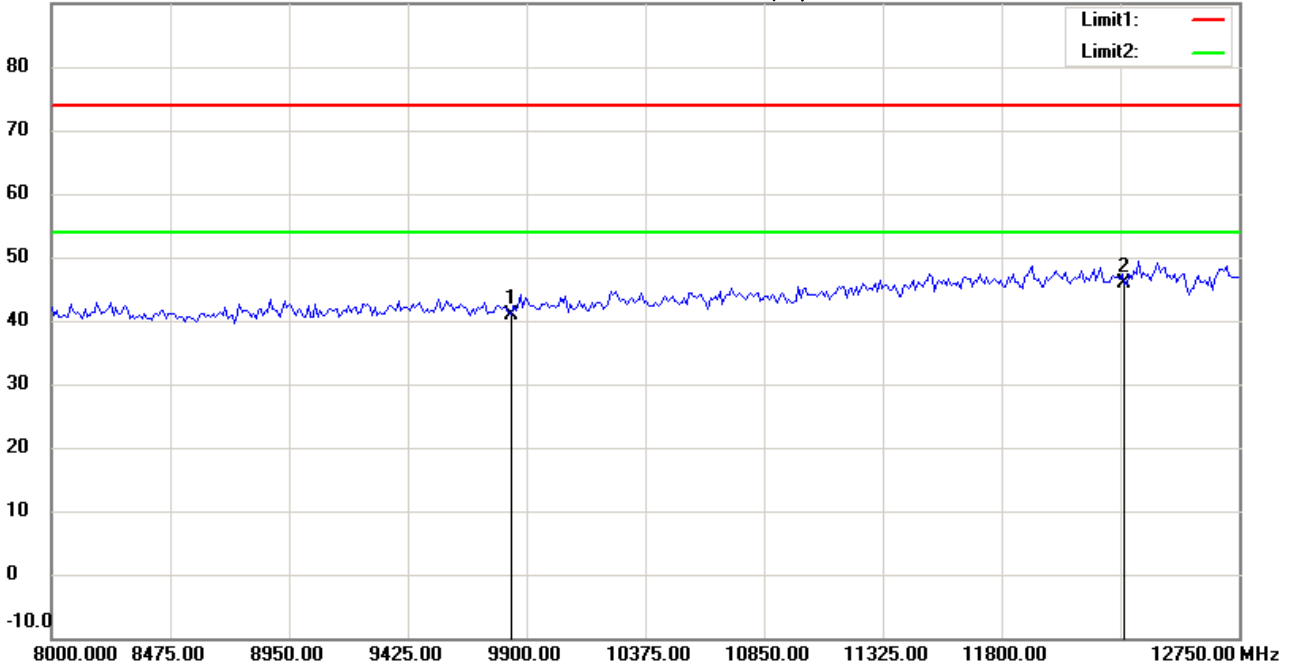
Date: 2015/5/5

Temperature:24 °C

90.0 dBuV/m

Time: 下午 08:32:17

Humidity:60 %



Site : Chamber

Condition : FCC\_part 15 RE-Class C\_Above 1GHz\_PK

Polarization: *Vertical*

EUT : W6M21504-14969

Power : 12 Vd.c.

M/N:

Distance: 3m

Test Mode : TX 2457MHz

Note :

Mk.	Frequency (MHz)	Reading (dBuV)	Detector	Corr. factor (dB/m)	Result (dBuV/m)	Limit (dBuV/m)	Ant.Pos (cm)	Tab.Pos (deg.)	Margin (dB)	Comment
	9828.000	32.66	peak	8.28	40.94	74.00	100	115	-33.06	
*	12285.000	31.56	peak	14.22	45.78	74.00	100	40	-28.22	



Radiated Emission Measurement

Operator: Roy

File :3

Data :#4

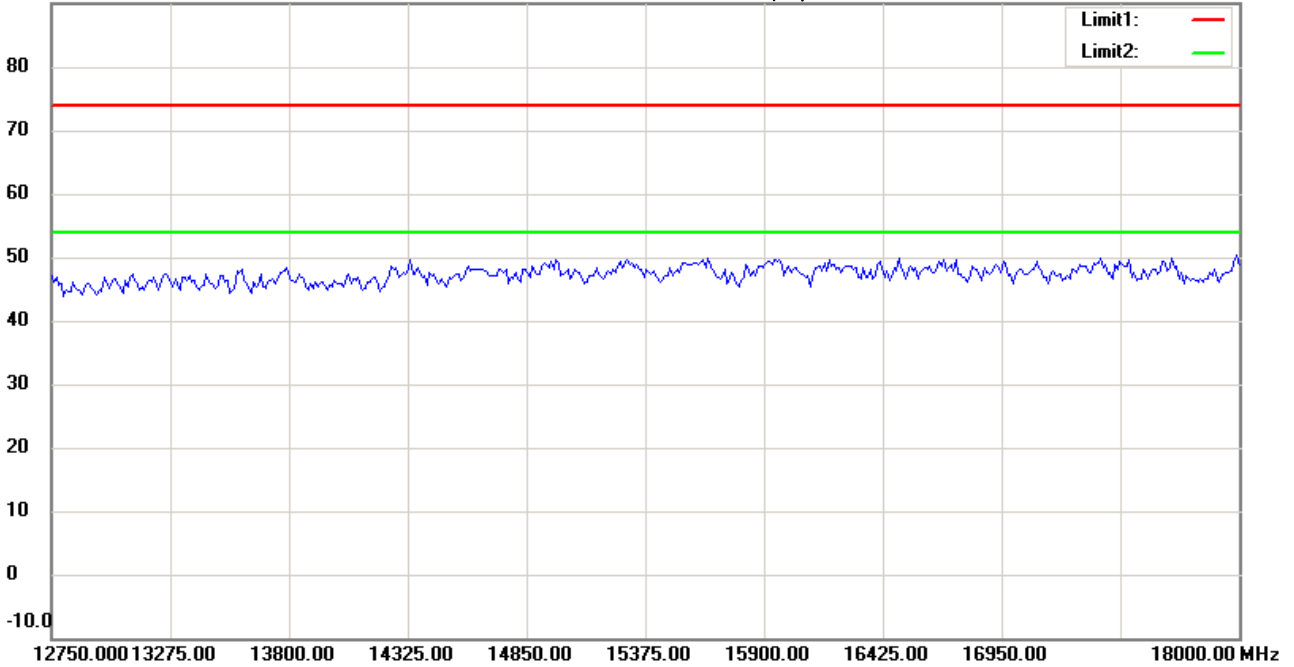
Date: 2015/5/5

Temperature:24 °C

90.0 dBuV/m

Time: 下午 08:30:24

Humidity:60 %



Site : Chamber

Condition : FCC\_part 15 RE-Class C\_Above 1GHz\_PK

EUT : W6M21504-14969

M/N:

Test Mode : TX 2457MHz

Note :

Polarization: *Horizontal*

Power : 12 Vd.c.

Distance: 3m

Mk.	Frequency (MHz)	Reading (dBuV)	Detector	Corr. factor (dB/m)	Result (dBuV/m)	Limit (dBuV/m)	Ant.Pos (cm)	Tab.Pos (deg.)	Margin (dB)	Comment
-----	-----------------	----------------	----------	---------------------	-----------------	----------------	--------------	----------------	-------------	---------



Radiated Emission Measurement

Operator: Roy

File :3

Data :#9

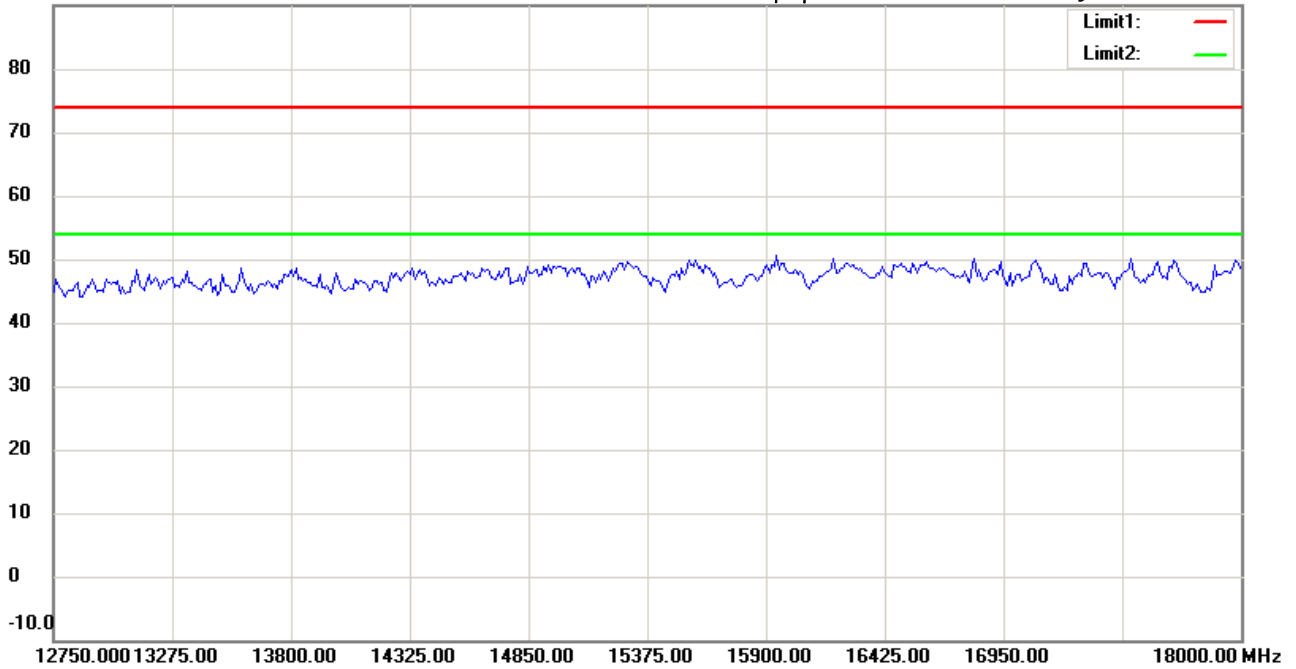
Date: 2015/5/5

Temperature:24 °C

90.0 dBuV/m

Time: 下午 08:33:18

Humidity:60 %



Site : Chamber

Condition : FCC\_part 15 RE-Class C\_Above 1GHz\_PK

Polarization: *Vertical*

EUT : W6M21504-14969

Power : 12 Vd.c.

M/N:

Distance: 3m

Test Mode : TX 2457MHz

Note :

Mk.	Frequency (MHz)	Reading (dBuV)	Detector	Corr. factor (dB/m)	Result (dBuV/m)	Limit (dBuV/m)	Ant.Pos (cm)	Tab.Pos (deg.)	Margin (dB)	Comment
-----	-----------------	----------------	----------	---------------------	-----------------	----------------	--------------	----------------	-------------	---------





Radiated Emission Measurement

Operator: Roy

File :3

Data :#5

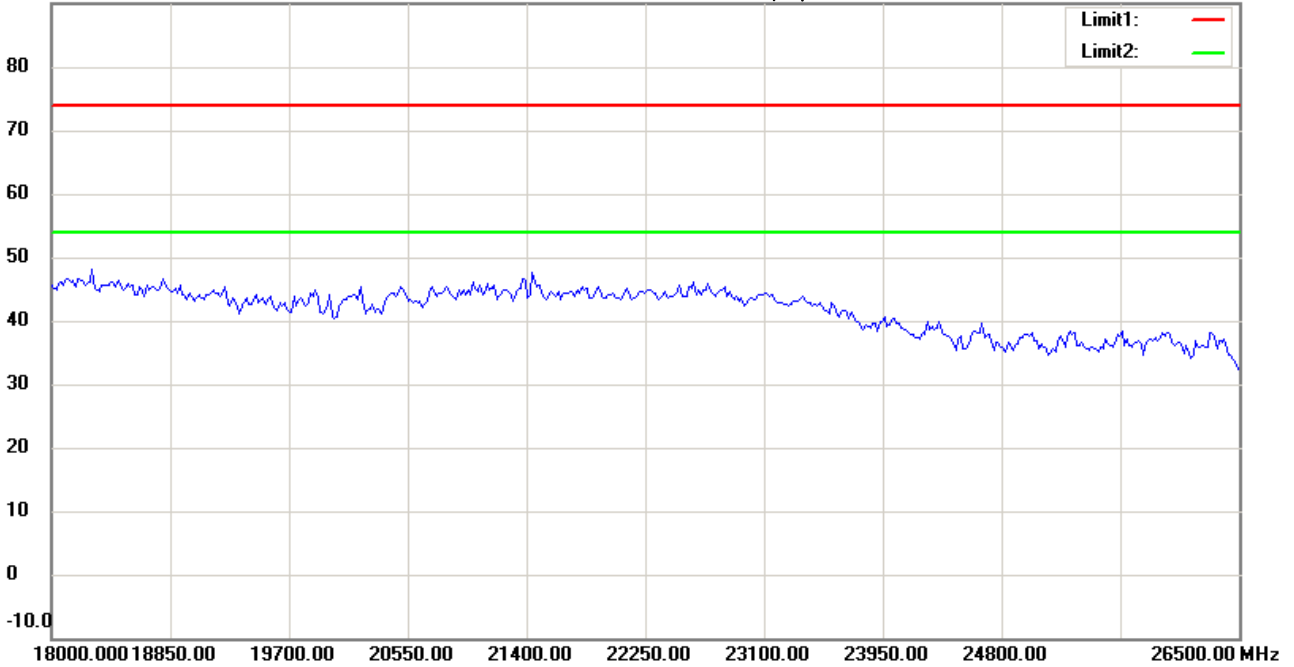
Date: 2015/5/5

Temperature:24 °C

90.0 dBuV/m

Time: 下午 08:30:34

Humidity:60 %



Site : Chamber

Condition : FCC\_part 15 RE-Class C\_Above 1GHz\_PK

Polarization: *Horizontal*

EUT : W6M21504-14969

Power : 12 Vd.c.

M/N:

Distance: 3m

Test Mode : TX 2457MHz

Note :

Mk.	Frequency (MHz)	Reading (dBuV)	Detector	Corr. factor (dB/m)	Result (dBuV/m)	Limit (dBuV/m)	Ant.Pos (cm)	Tab.Pos (deg.)	Margin (dB)	Comment
-----	-----------------	----------------	----------	---------------------	-----------------	----------------	--------------	----------------	-------------	---------



Radiated Emission Measurement

Operator: Roy

File :3

Data :#10

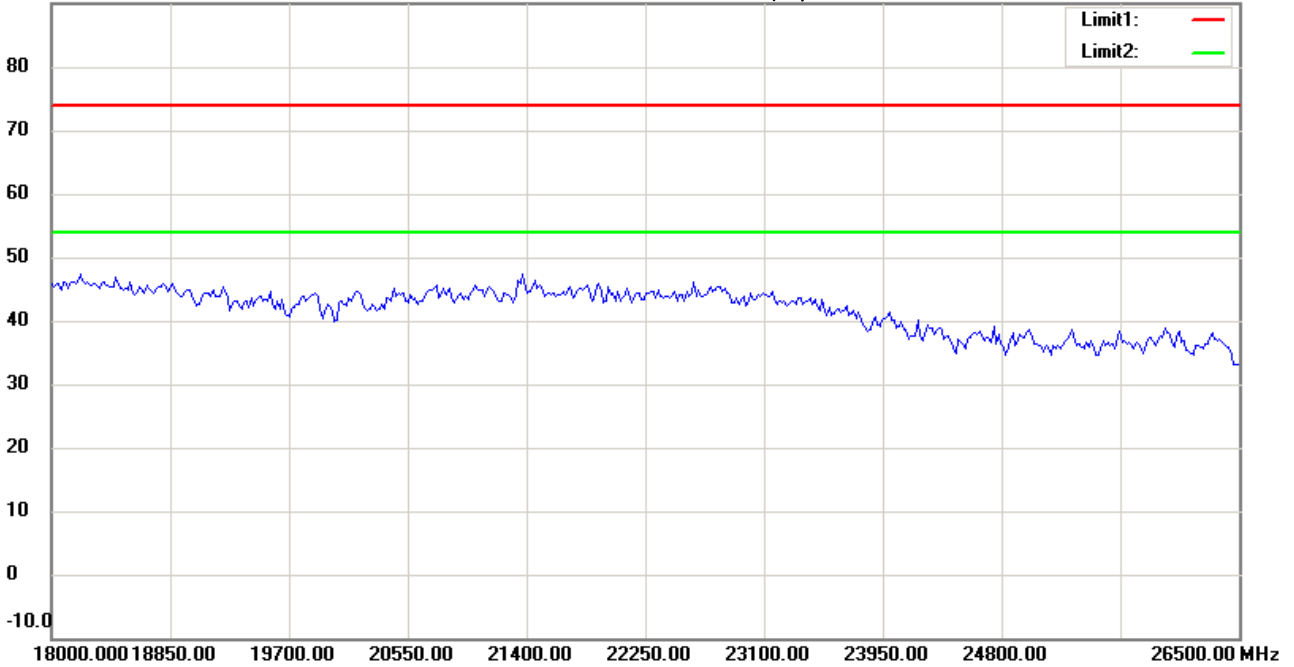
Date: 2015/5/5

Temperature:24 °C

90.0 dBuV/m

Time: 下午 08:33:28

Humidity:60 %



Site : Chamber

Condition : FCC\_part 15 RE-Class C\_Above 1GHz\_PK

Polarization: *Vertical*

EUT : W6M21504-14969

Power : 12 Vd.c.

M/N:

Distance: 3m

Test Mode : TX 2457MHz

Note :

Mk.	Frequency (MHz)	Reading (dBuV)	Detector	Corr. factor (dB/m)	Result (dBuV/m)	Limit (dBuV/m)	Ant.Pos (cm)	Tab.Pos (deg.)	Margin (dB)	Comment
-----	-----------------	----------------	----------	---------------------	-----------------	----------------	--------------	----------------	-------------	---------



Radiated Emission Measurement

Operator: Leon

File :1

Data :#1

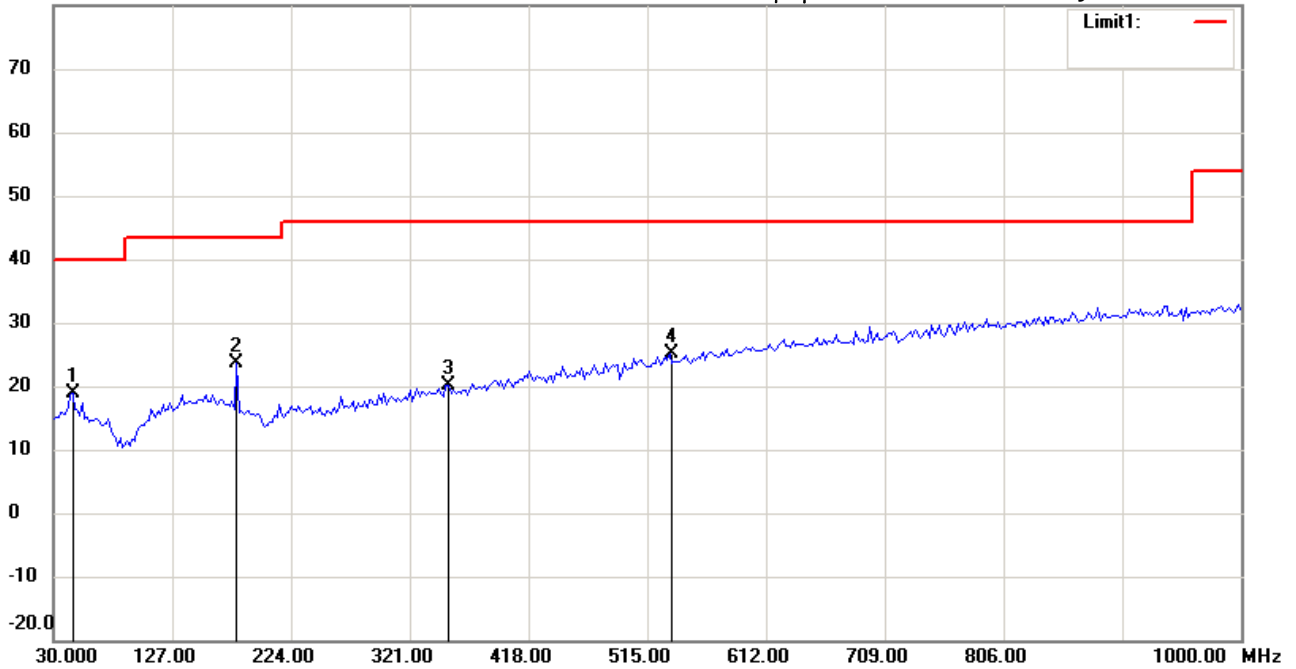
Date: 2015/5/4

Temperature:24 °C

80.0 dBuV/m

Time: 下午 02:38:41

Humidity:60 %



Site : Chamber

Condition : FCC\_part 15 RE-Class B\_30-1000MHz

Polarization: *Horizontal*

EUT : W6M21504-14969

Power : 12 Vd.c.

M/N:

Distance: 3m

Test Mode : RX 2402MHz

Note :

Mk.	Frequency (MHz)	Reading (dBuV)	Detector	Corr. factor (dB/m)	Result (dBuV/m)	Limit (dBuV/m)	Ant.Pos (cm)	Tab.Pos (deg.)	Margin (dB)	Comment
	45.5510	4.07	peak	14.88	18.95	40.00	100	30	-21.05	
*	179.6793	9.81	peak	13.74	23.55	43.50	100	55	-19.95	
	352.6854	2.79	peak	17.42	20.21	46.00	100	120	-25.79	
	533.4670	3.67	peak	21.56	25.23	46.00	100	95	-20.77	



Radiated Emission Measurement

Operator: Leon

File :1

Data :#2

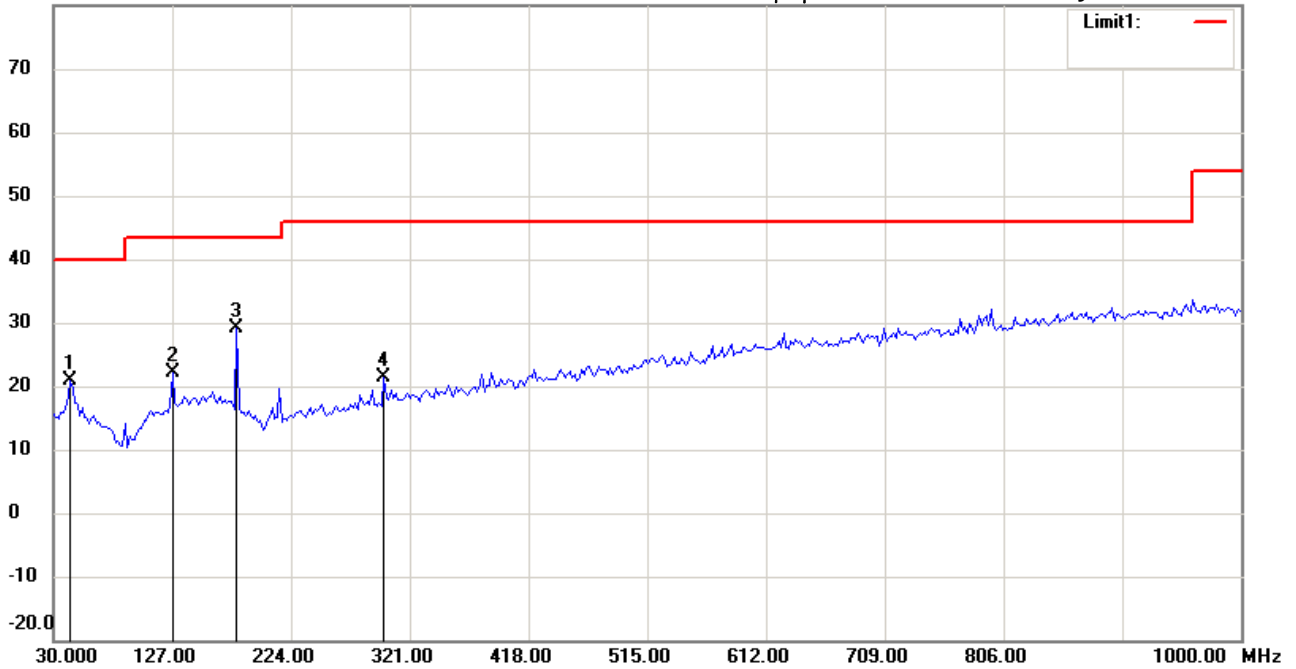
Date: 2015/5/4

Temperature:24 °C

80.0 dBuV/m

Time: 下午 02:39:27

Humidity:60 %



Site : Chamber

Condition : FCC\_part 15 RE-Class B\_30-1000MHz

Polarization: *Vertical*

EUT : W6M21504-14969

Power : 12 Vd.c.

M/N:

Distance: 3m

Test Mode : RX 2402MHz

Note :

Mk.	Frequency (MHz)	Reading (dBuV)	Detector	Corr. factor (dB/m)	Result (dBuV/m)	Limit (dBuV/m)	Ant.Pos (cm)	Tab.Pos (deg.)	Margin (dB)	Comment
	43.6072	6.08	peak	14.82	20.90	40.00	100	130	-19.10	
	127.1944	7.53	peak	14.56	22.09	43.50	100	60	-21.41	
*	179.6794	15.49	peak	13.74	29.23	43.50	100	155	-14.27	
	300.2004	5.30	peak	16.04	21.34	46.00	100	125	-24.66	



Radiated Emission Measurement

Operator: Roy

File :3

Data :#1

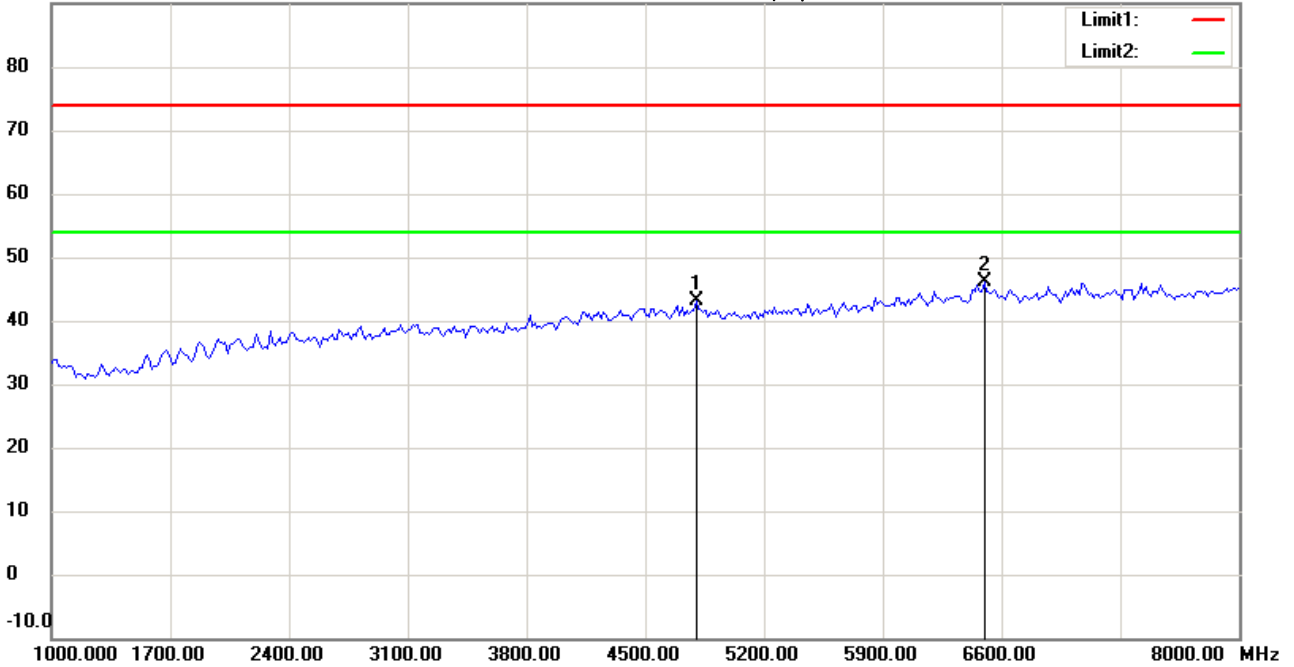
Date: 2015/5/4

Temperature:24 °C

90.0 dBuV/m

Time: 下午 09:00:10

Humidity:60 %



Site : Chamber

Condition : FCC\_part 15 RE-Class B\_Above 1GHz\_PK

Polarization: *Horizontal*

EUT : W6M21504-14969

Power : 12 Vd.c.

M/N:

Distance: 3m

Test Mode : RX 2402MHz

Note :

Mk.	Frequency (MHz)	Reading (dBuV)	Detector	Corr. factor (dB/m)	Result (dBuV/m)	Limit (dBuV/m)	Ant.Pos (cm)	Tab.Pos (deg.)	Margin (dB)	Comment
	4801.603	41.88	peak	1.14	43.02	74.00	100	75	-30.98	
*	6498.998	40.19	peak	5.93	46.12	74.00	100	300	-27.88	



Radiated Emission Measurement

Operator: Roy

File :3

Data :#5

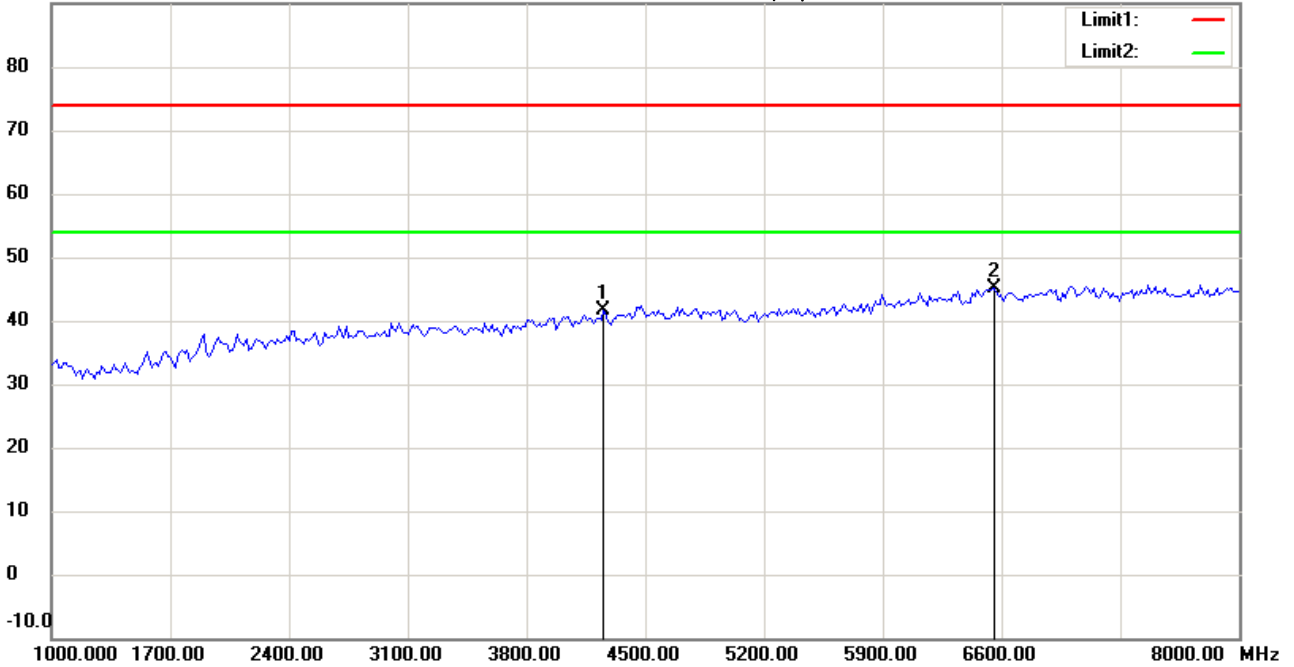
Date: 2015/5/4

Temperature:24 °C

90.0 dBuV/m

Time: 下午 09:01:03

Humidity:60 %



Site : Chamber

Condition : FCC\_part 15 RE-Class B\_Above 1GHz\_PK

Polarization: *Vertical*

EUT : W6M21504-14969

Power : 12 Vd.c.

M/N:

Distance: 3m

Test Mode : RX 2402MHz

Note :

Mk.	Frequency (MHz)	Reading (dBuV)	Detector	Corr. factor (dB/m)	Result (dBuV/m)	Limit (dBuV/m)	Ant.Pos (cm)	Tab.Pos (deg.)	Margin (dB)	Comment
	4254.509	41.10	peak	0.45	41.55	74.00	100	130	-32.45	
*	6555.110	39.17	peak	5.88	45.05	74.00	100	255	-28.95	



Radiated Emission Measurement

Operator: Roy

File :3

Data :#2

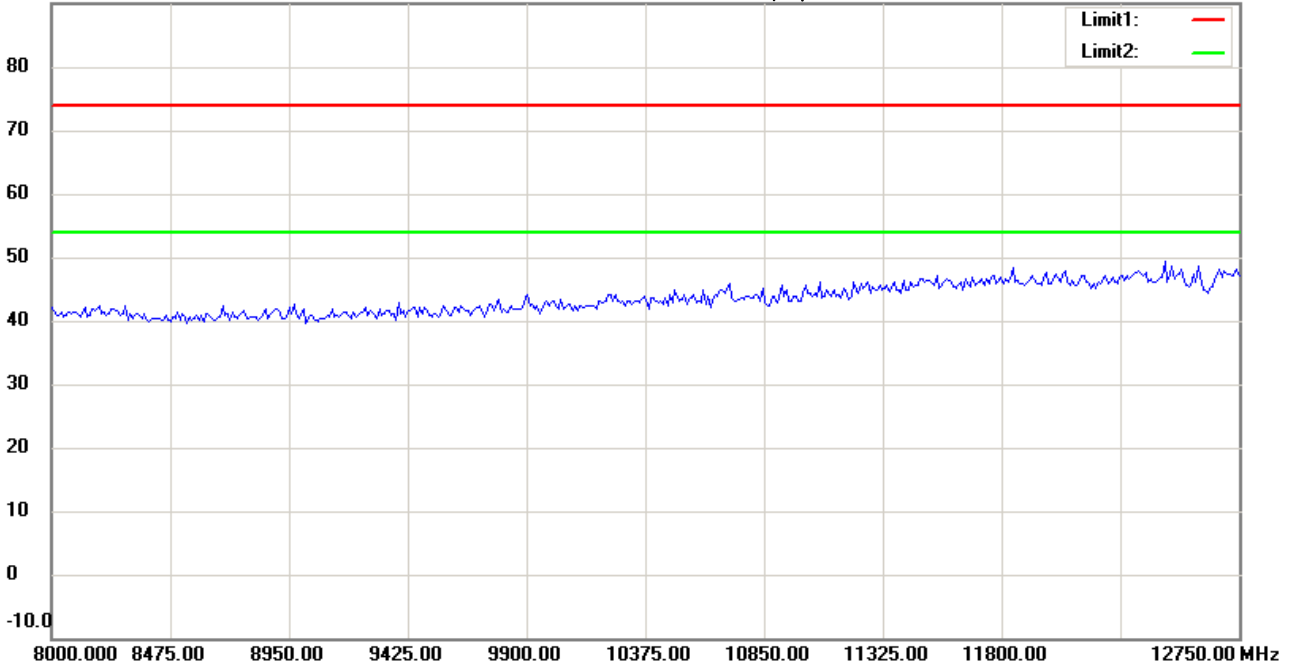
Date: 2015/5/4

Temperature:24 °C

90.0 dBuV/m

Time: 下午 09:00:21

Humidity:60 %



Site : Chamber

Condition : FCC\_part 15 RE-Class B\_Above 1GHz\_PK

Polarization: *Horizontal*

EUT : W6M21504-14969

Power : 12 Vd.c.

M/N:

Distance: 3m

Test Mode : RX 2402MHz

Note :

Mk.	Frequency (MHz)	Reading (dBuV)	Detector	Corr. factor (dB/m)	Result (dBuV/m)	Limit (dBuV/m)	Ant.Pos (cm)	Tab.Pos (deg.)	Margin (dB)	Comment
-----	-----------------	----------------	----------	---------------------	-----------------	----------------	--------------	----------------	-------------	---------



Radiated Emission Measurement

Operator: Roy

File :3

Data :#6

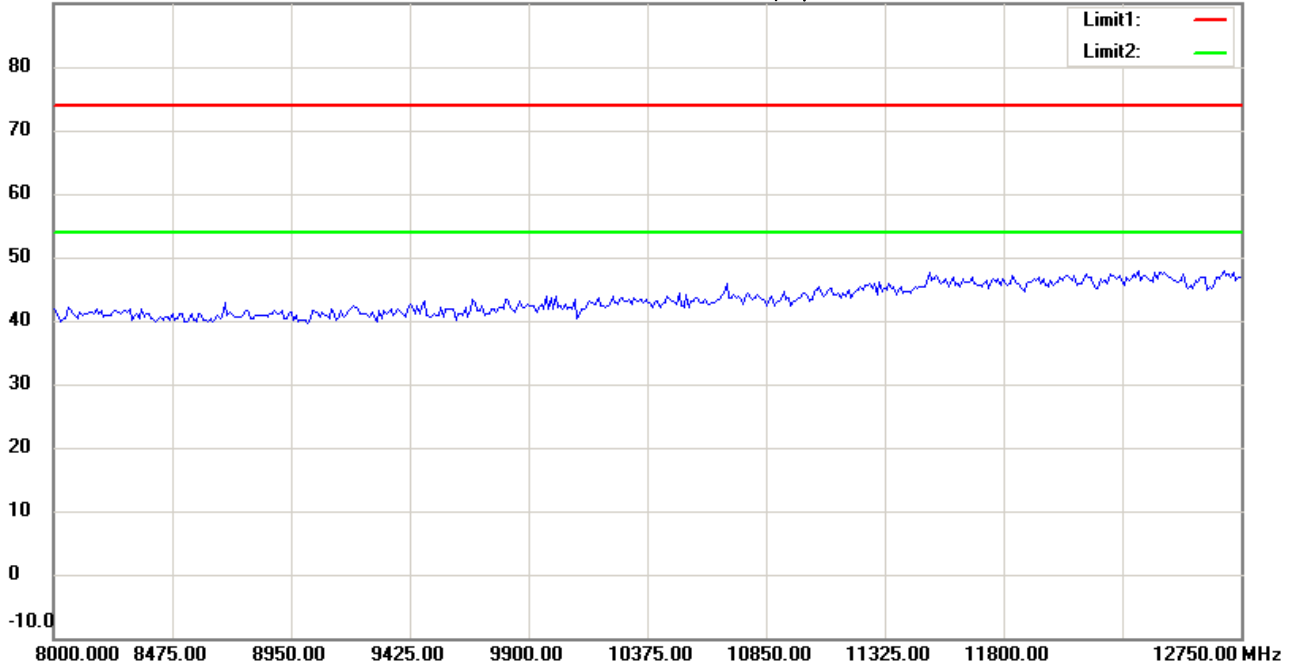
Date: 2015/5/4

Temperature:24 °C

90.0 dBuV/m

Time: 下午 09:01:15

Humidity:60 %



Site : Chamber

Condition : FCC\_part 15 RE-Class B\_Above 1GHz\_PK

EUT : W6M21504-14969

M/N:

Test Mode : RX 2402MHz

Note :

Polarization: *Vertical*

Power : 12 Vd.c.

Distance: 3m

Mk.	Frequency (MHz)	Reading (dBuV)	Detector	Corr. factor (dB/m)	Result (dBuV/m)	Limit (dBuV/m)	Ant.Pos (cm)	Tab.Pos (deg.)	Margin (dB)	Comment
-----	-----------------	----------------	----------	---------------------	-----------------	----------------	--------------	----------------	-------------	---------





Radiated Emission Measurement

Operator: Roy

File :3

Data :#3

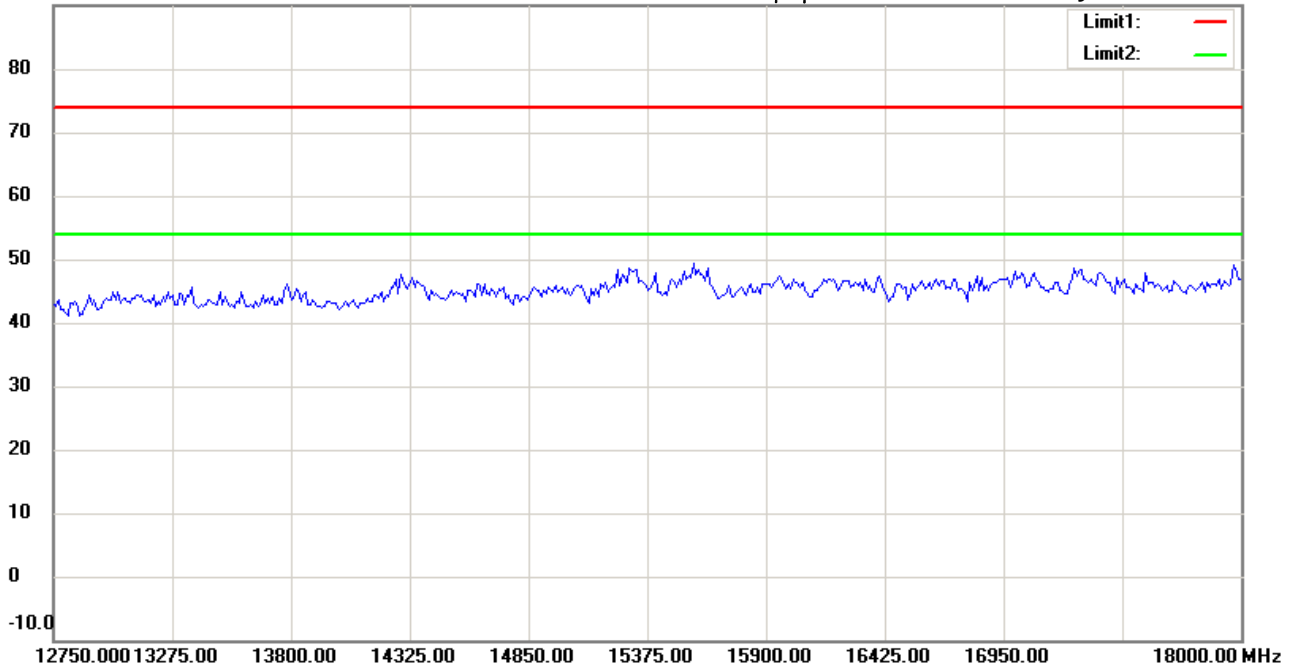
Date: 2015/5/4

Temperature:24 °C

90.0 dBuV/m

Time: 下午 09:00:45

Humidity:60 %



Site : Chamber

Condition : FCC\_part 15 RE-Class B\_Above 1GHz\_PK

Polarization: *Horizontal*

EUT : W6M21504-14969

Power : 12 Vd.c.

M/N:

Distance: 3m

Test Mode : RX 2402MHz

Note :

Mk.	Frequency (MHz)	Reading (dBuV)	Detector	Corr. factor (dB/m)	Result (dBuV/m)	Limit (dBuV/m)	Ant.Pos (cm)	Tab.Pos (deg.)	Margin (dB)	Comment
-----	-----------------	----------------	----------	---------------------	-----------------	----------------	--------------	----------------	-------------	---------



Radiated Emission Measurement

Operator: Roy

File :3

Data :#7

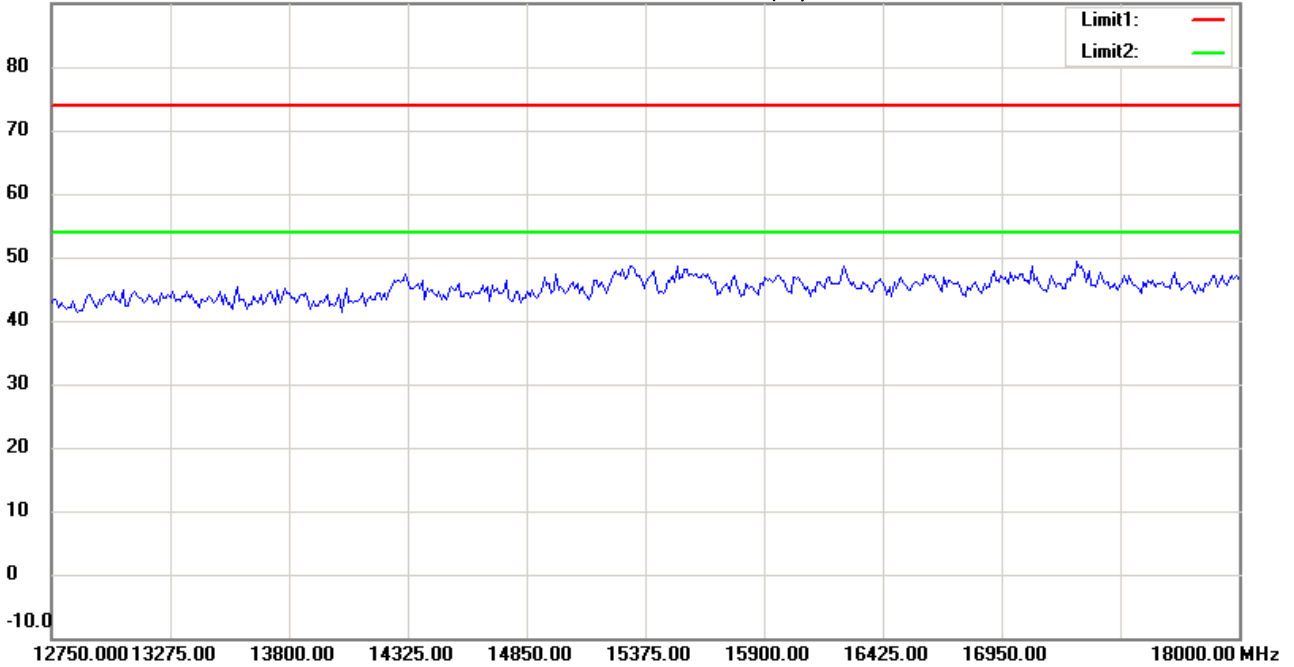
Date: 2015/5/4

Temperature:24 °C

90.0 dBuV/m

Time: 下午 09:01:39

Humidity:60 %



Site : Chamber

Condition : FCC\_part 15 RE-Class B\_Above 1GHz\_PK

Polarization: *Vertical*

EUT : W6M21504-14969

Power : 12 Vd.c.

M/N:

Distance: 3m

Test Mode : RX 2402MHz

Note :

Mk.	Frequency (MHz)	Reading (dBuV)	Detector	Corr. factor (dB/m)	Result (dBuV/m)	Limit (dBuV/m)	Ant.Pos (cm)	Tab.Pos (deg.)	Margin (dB)	Comment
-----	-----------------	----------------	----------	---------------------	-----------------	----------------	--------------	----------------	-------------	---------



Radiated Emission Measurement

Operator: Roy

File :3

Data :#4

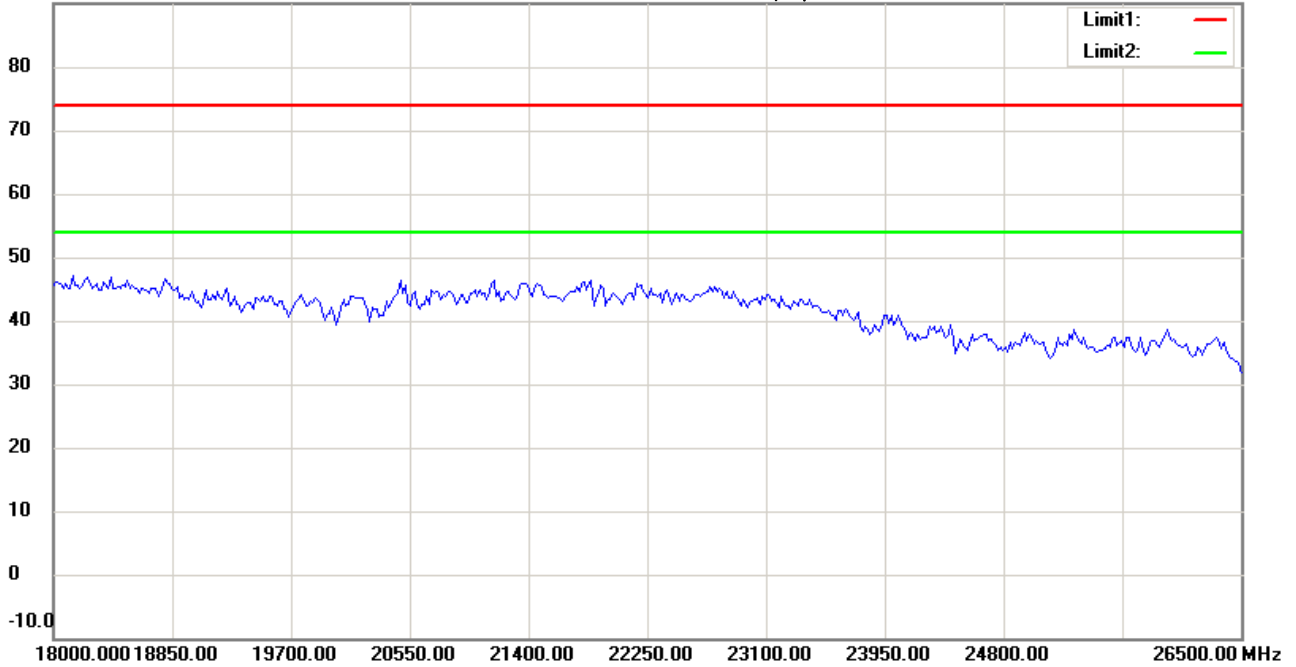
Date: 2015/5/4

Temperature:24 °C

90.0 dBuV/m

Time: 下午 09:00:56

Humidity:60 %



Site : Chamber

Condition : FCC\_part 15 RE-Class B\_Above 1GHz\_PK

EUT : W6M21504-14969

M/N:

Test Mode : RX 2402MHz

Note :

Polarization: *Horizontal*

Power : 12 Vd.c.

Distance: 3m

Mk.	Frequency (MHz)	Reading (dBuV)	Detector	Corr. factor (dB/m)	Result (dBuV/m)	Limit (dBuV/m)	Ant.Pos (cm)	Tab.Pos (deg.)	Margin (dB)	Comment
-----	-----------------	----------------	----------	---------------------	-----------------	----------------	--------------	----------------	-------------	---------



Radiated Emission Measurement

Operator: Roy

File :3

Data :#8

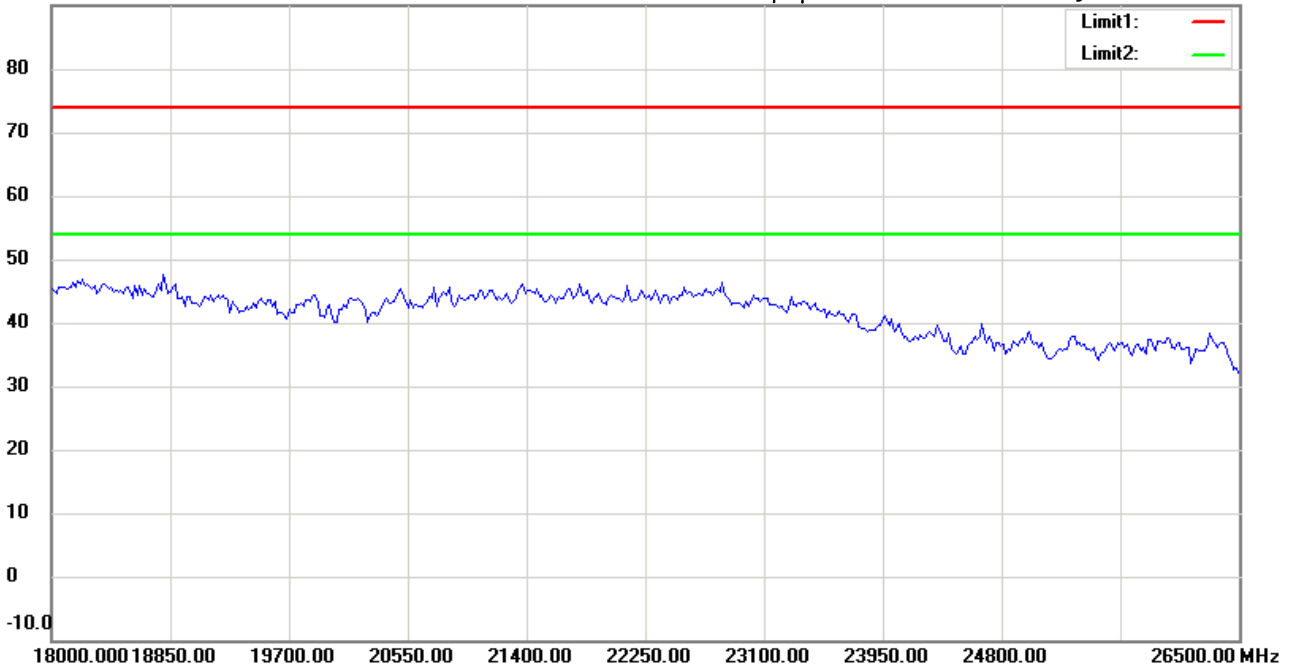
Date: 2015/5/4

Temperature:24 °C

90.0 dBuV/m

Time: 下午 09:01:49

Humidity:60 %



Site : Chamber

Condition : FCC\_part 15 RE-Class B\_Above 1GHz\_PK

EUT : W6M21504-14969

M/N:

Test Mode : RX 2402MHz

Note :

Polarization: *Vertical*

Power : 12 Vd.c.

Distance: 3m

Mk.	Frequency (MHz)	Reading (dBuV)	Detector	Corr. factor (dB/m)	Result (dBuV/m)	Limit (dBuV/m)	Ant.Pos (cm)	Tab.Pos (deg.)	Margin (dB)	Comment
-----	-----------------	----------------	----------	---------------------	-----------------	----------------	--------------	----------------	-------------	---------



Radiated Emission Measurement

Operator: Leon

File :1

Data :#1

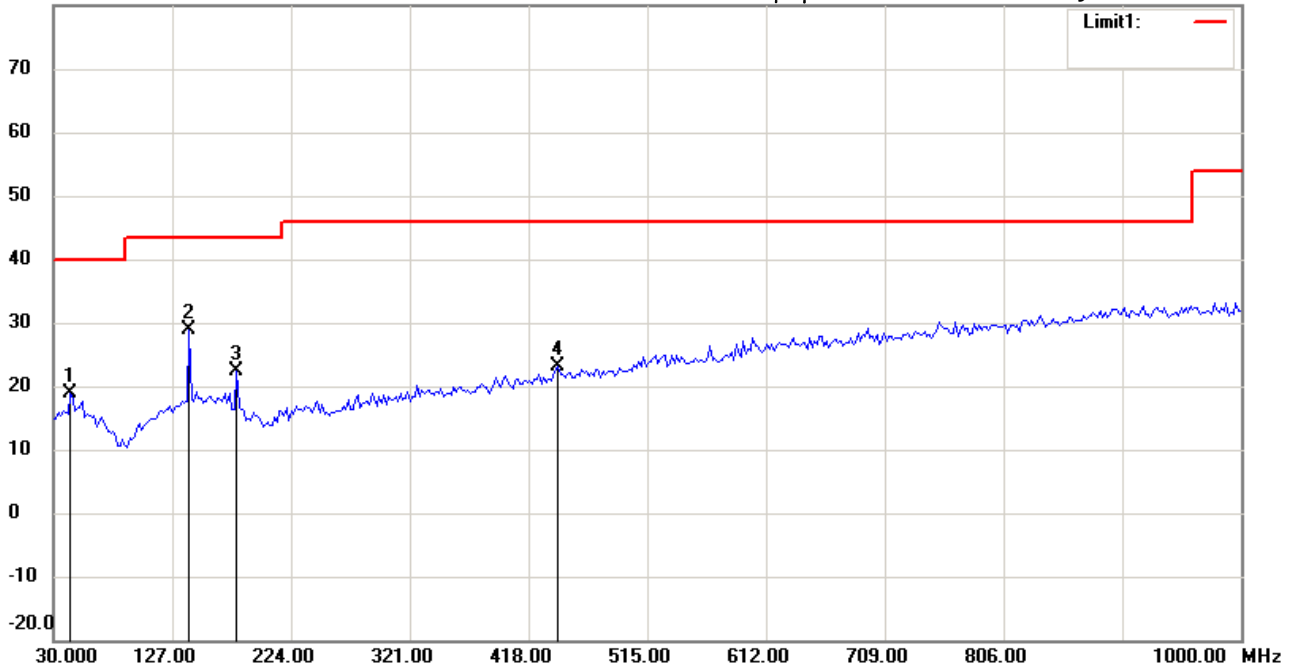
Date: 2015/5/4

Temperature:24 °C

80.0 dBuV/m

Time: 下午 02:41:11

Humidity:60 %



Site : Chamber

Condition : FCC\_part 15 RE-Class B\_30-1000MHz

Polarization: *Horizontal*

EUT : W6M21504-14969

Power : 12 Vd.c.

M/N:

Distance: 3m

Test Mode : RX 2440MHz

Note :

Mk.	Frequency (MHz)	Reading (dBuV)	Detector	Corr. factor (dB/m)	Result (dBuV/m)	Limit (dBuV/m)	Ant.Pos (cm)	Tab.Pos (deg.)	Margin (dB)	Comment
	43.6071	3.97	peak	14.82	18.79	40.00	100	170	-21.21	
*	140.8015	13.44	peak	15.41	28.85	43.50	100	85	-14.65	
	179.6793	8.73	peak	13.74	22.47	43.50	100	130	-21.03	
	442.1041	3.37	peak	19.86	23.23	46.00	100	95	-22.77	



Radiated Emission Measurement

Operator: Leon

File :1

Data :#2

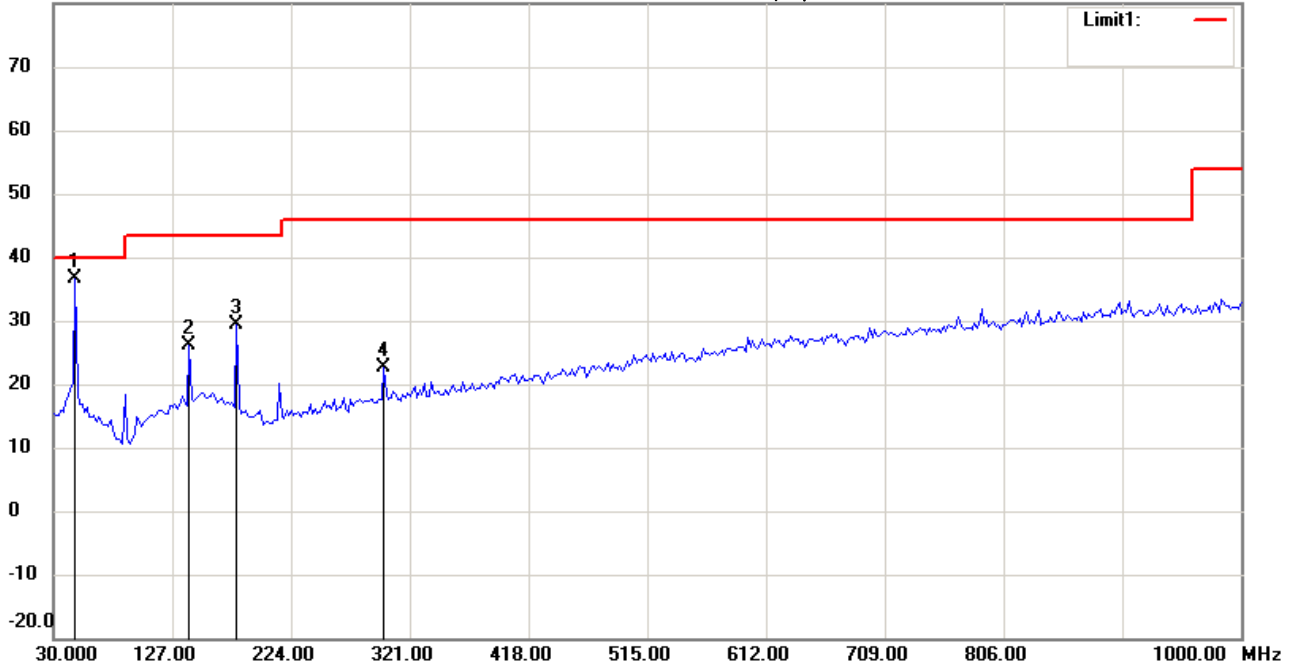
Date: 2015/5/4

Temperature:24 °C

80.0 dBuV/m

Time: 下午 02:41:56

Humidity:60 %



Site : Chamber

Condition : FCC\_part 15 RE-Class B\_30-1000MHz

Polarization: *Vertical*

EUT : W6M21504-14969

Power : 12 Vd.c.

M/N:

Distance: 3m

Test Mode : RX 2440MHz

Note :

Mk.	Frequency (MHz)	Reading (dBuV)	Detector	Corr. factor (dB/m)	Result (dBuV/m)	Limit (dBuV/m)	Ant.Pos (cm)	Tab.Pos (deg.)	Margin (dB)	Comment
*	47.4950	21.81	peak	14.77	36.58	40.00	100	75	-3.42	
	140.8015	10.67	peak	15.41	26.08	43.50	100	125	-17.42	
	179.6794	15.76	peak	13.74	29.50	43.50	100	90	-14.00	
	300.2004	6.60	peak	16.04	22.64	46.00	100	130	-23.36	



Radiated Emission Measurement

Operator: Roy

File :3

Data :#1

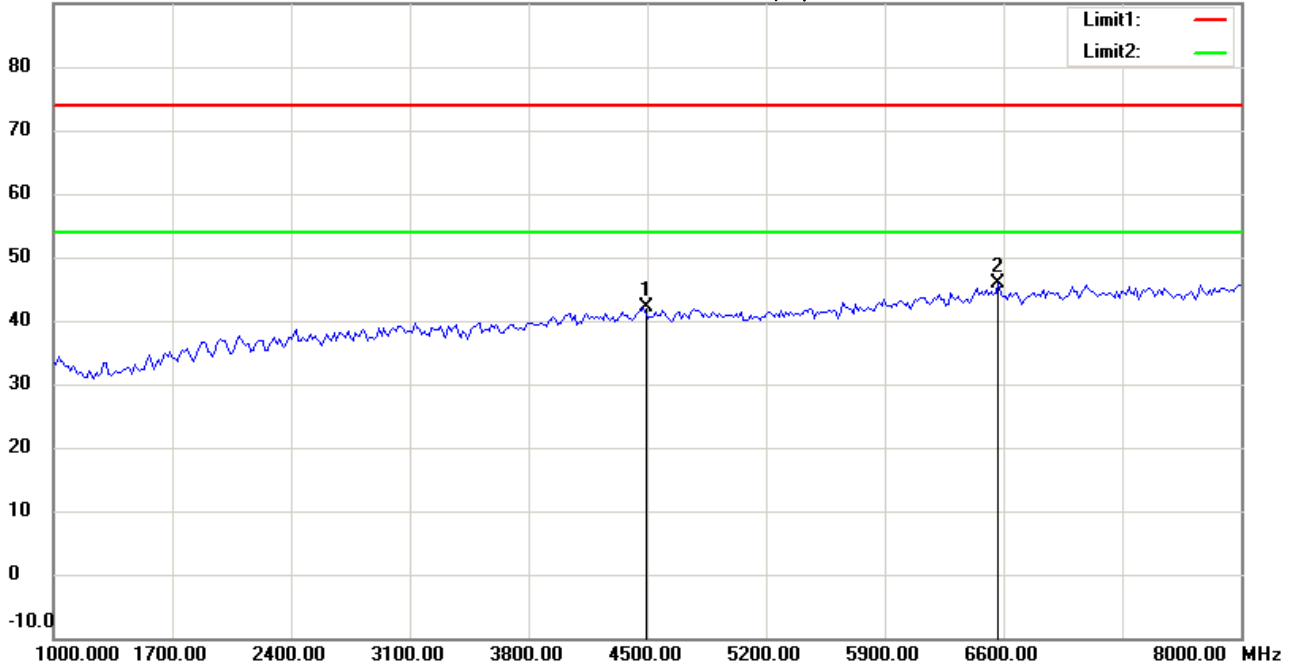
Date: 2015/5/4

Temperature:24 °C

90.0 dBuV/m

Time: 下午 09:02:40

Humidity:60 %



Site : Chamber

Condition : FCC\_part 15 RE-Class B\_Above 1GHz\_PK

Polarization: *Horizontal*

EUT : W6M21504-14969

Power : 12 Vd.c.

M/N:

Distance: 3m

Test Mode : RX 2440MHz

Note :

Mk.	Frequency (MHz)	Reading (dBuV)	Detector	Corr. factor (dB/m)	Result (dBuV/m)	Limit (dBuV/m)	Ant.Pos (cm)	Tab.Pos (deg.)	Margin (dB)	Comment
	4478.958	41.16	peak	0.92	42.08	74.00	100	230	-31.92	
*	6569.138	39.93	peak	5.87	45.80	74.00	100	315	-28.20	



Radiated Emission Measurement

Operator: Roy

File :3

Data :#5

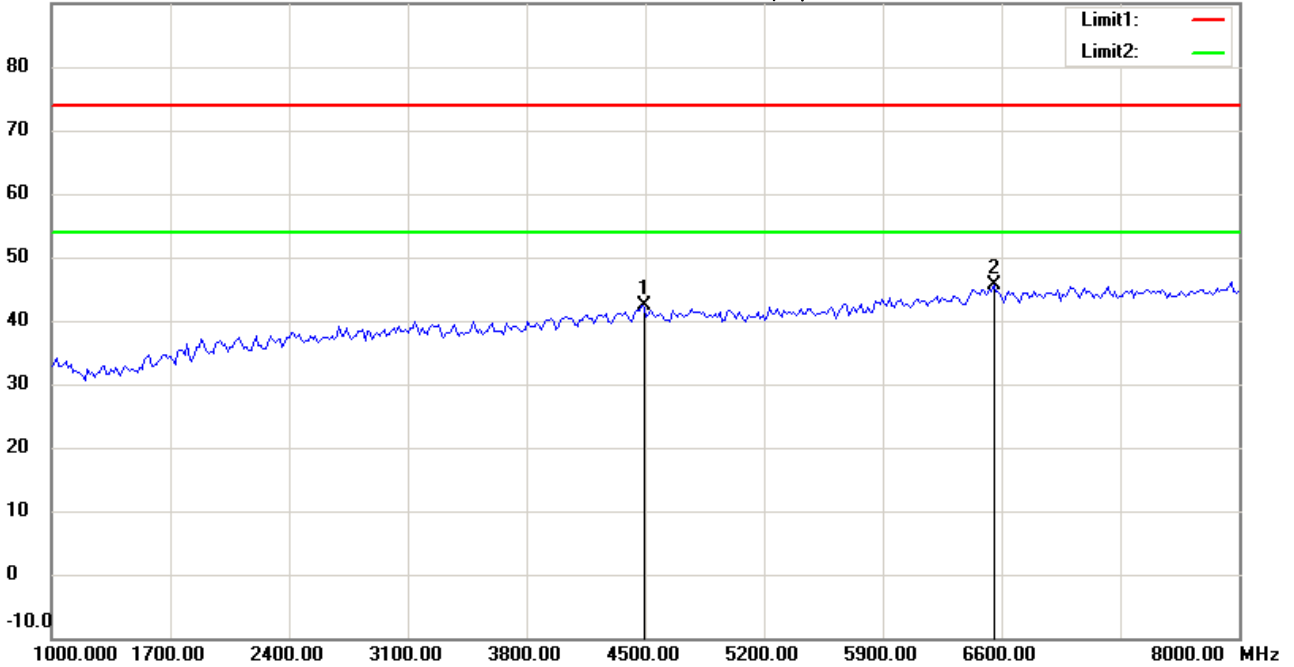
Date: 2015/5/4

Temperature:24 °C

90.0 dBuV/m

Time: 下午 09:03:33

Humidity:60 %



Site : Chamber

Condition : FCC\_part 15 RE-Class B\_Above 1GHz\_PK

Polarization: *Vertical*

EUT : W6M21504-14969

Power : 12 Vd.c.

M/N:

Distance: 3m

Test Mode : RX 2440MHz

Note :

Mk.	Frequency (MHz)	Reading (dBuV)	Detector	Corr. factor (dB/m)	Result (dBuV/m)	Limit (dBuV/m)	Ant.Pos (cm)	Tab.Pos (deg.)	Margin (dB)	Comment
	4478.958	41.35	peak	0.92	42.27	74.00	100	110	-31.73	
*	6555.110	39.75	peak	5.88	45.63	74.00	100	195	-28.37	





Radiated Emission Measurement

Operator: Roy

File :3

Data :#2

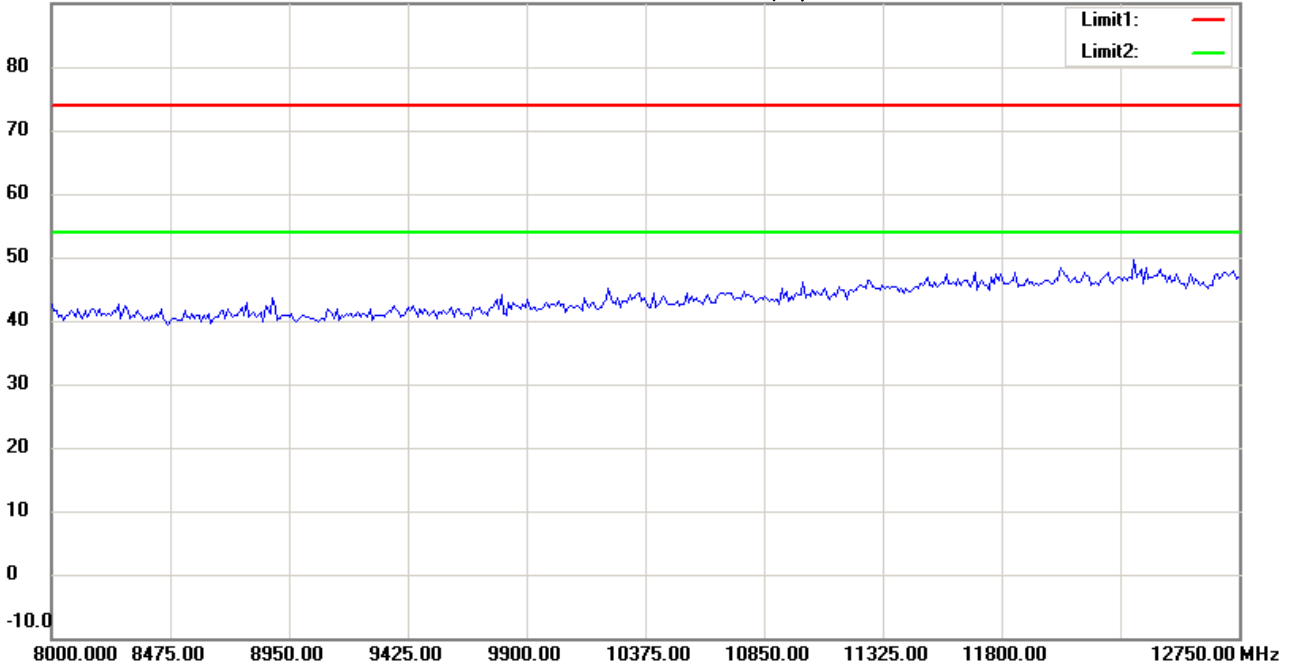
Date: 2015/5/4

Temperature:24 °C

90.0 dBuV/m

Time: 下午 09:02:51

Humidity:60 %



Site : Chamber

Condition : FCC\_part 15 RE-Class B\_Above 1GHz\_PK

EUT : W6M21504-14969

M/N:

Test Mode : RX 2440MHz

Note :

Polarization: *Horizontal*

Power : 12 Vd.c.

Distance: 3m

Mk.	Frequency (MHz)	Reading (dBuV)	Detector	Corr. factor (dB/m)	Result (dBuV/m)	Limit (dBuV/m)	Ant.Pos (cm)	Tab.Pos (deg.)	Margin (dB)	Comment
-----	-----------------	----------------	----------	---------------------	-----------------	----------------	--------------	----------------	-------------	---------



Radiated Emission Measurement

Operator: Roy

File :3

Data :#6

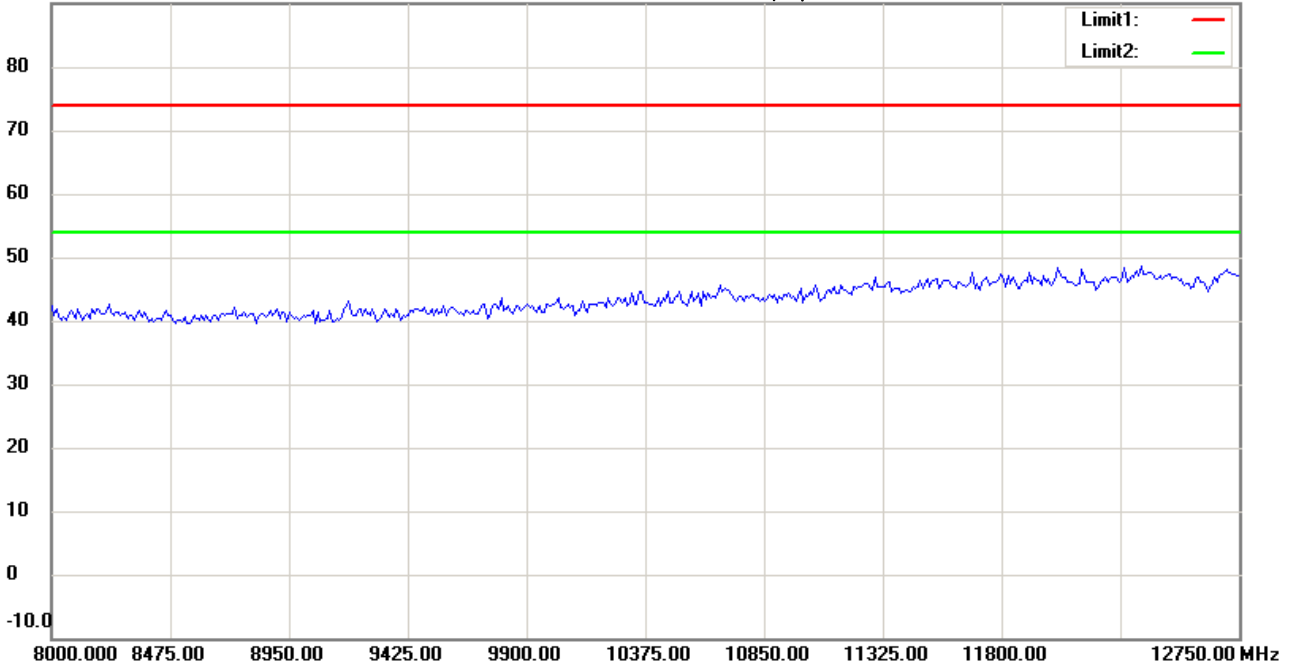
Date: 2015/5/4

Temperature:24 °C

90.0 dBuV/m

Time: 下午 09:03:45

Humidity:60 %



Site : Chamber

Condition : FCC\_part 15 RE-Class B\_Above 1GHz\_PK

EUT : W6M21504-14969

M/N:

Test Mode : RX 2440MHz

Note :

Polarization: *Vertical*

Power : 12 Vd.c.

Distance: 3m

Mk.	Frequency (MHz)	Reading (dBuV)	Detector	Corr. factor (dB/m)	Result (dBuV/m)	Limit (dBuV/m)	Ant.Pos (cm)	Tab.Pos (deg.)	Margin (dB)	Comment
-----	-----------------	----------------	----------	---------------------	-----------------	----------------	--------------	----------------	-------------	---------



Radiated Emission Measurement

Operator: Roy

File :3

Data :#3

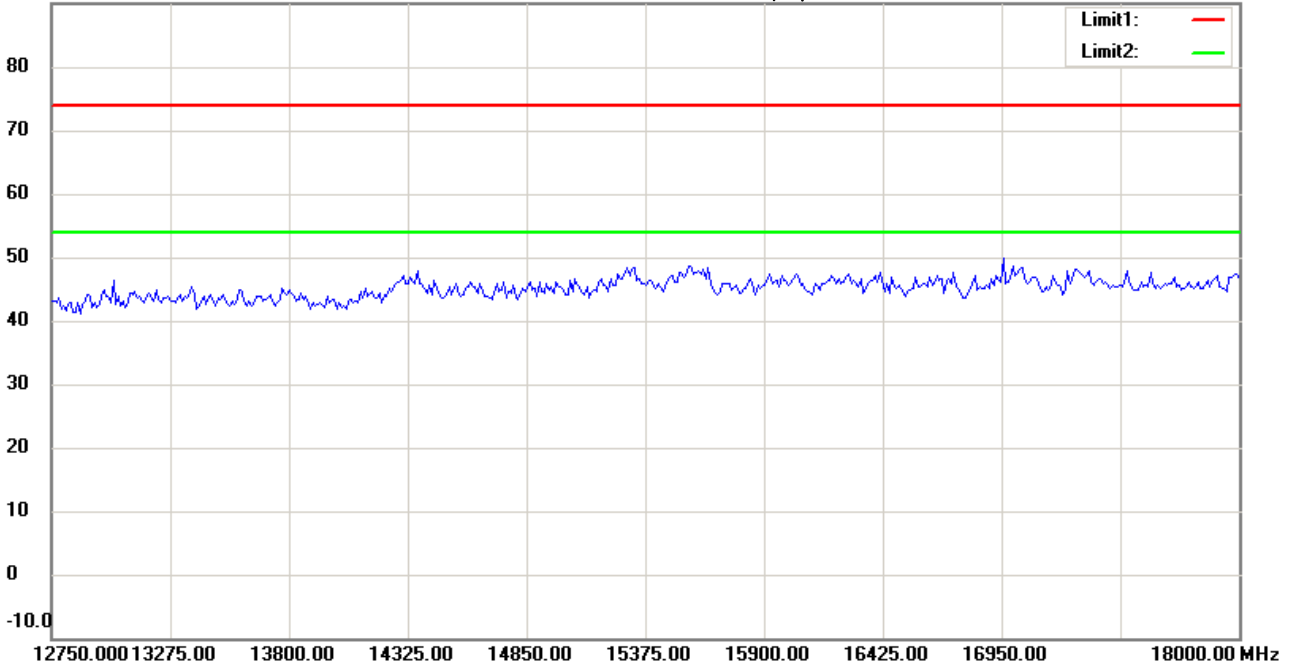
Date: 2015/5/4

Temperature:24 °C

90.0 dBuV/m

Time: 下午 09:03:15

Humidity:60 %



Site : Chamber

Condition : FCC\_part 15 RE-Class B\_Above 1GHz\_PK

Polarization: *Horizontal*

EUT : W6M21504-14969

Power : 12 Vd.c.

M/N:

Distance: 3m

Test Mode : RX 2440MHz

Note :

Mk.	Frequency (MHz)	Reading (dBuV)	Detector	Corr. factor (dB/m)	Result (dBuV/m)	Limit (dBuV/m)	Ant.Pos (cm)	Tab.Pos (deg.)	Margin (dB)	Comment
-----	-----------------	----------------	----------	---------------------	-----------------	----------------	--------------	----------------	-------------	---------



Radiated Emission Measurement

Operator: Roy

File :3

Data :#7

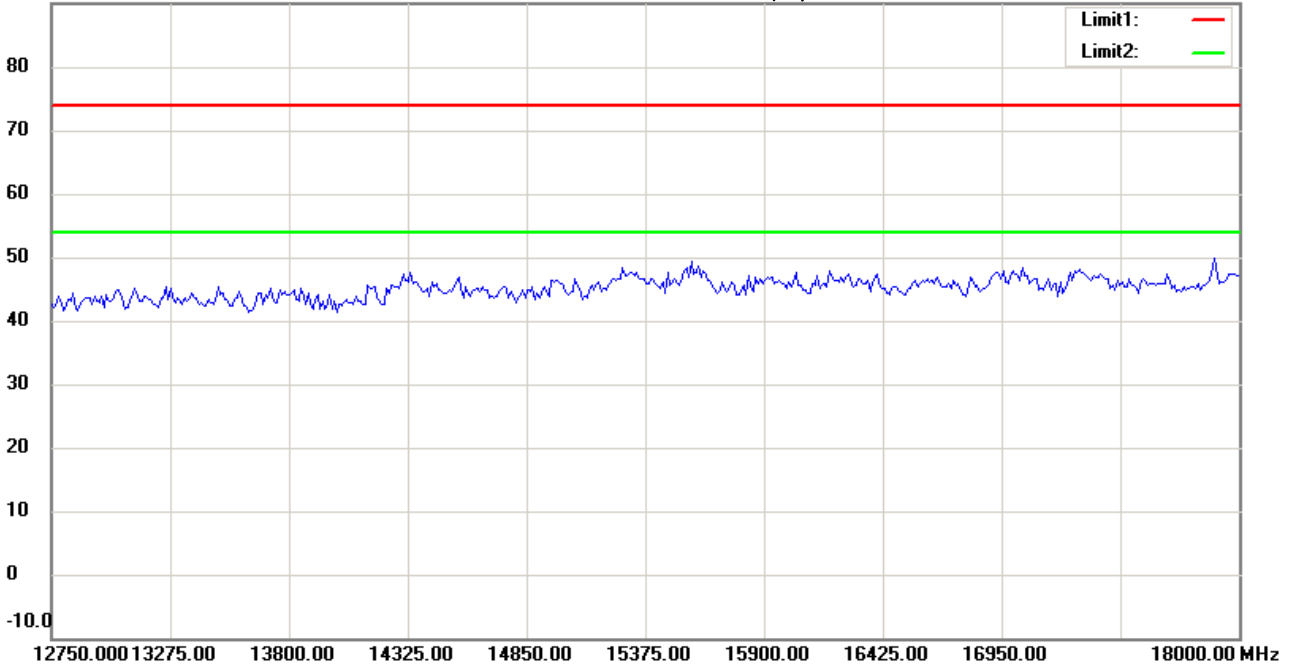
Date: 2015/5/4

Temperature:24 °C

90.0 dBuV/m

Time: 下午 09:04:09

Humidity:60 %



Site : Chamber

Condition : FCC\_part 15 RE-Class B\_Above 1GHz\_PK

Polarization: *Vertical*

EUT : W6M21504-14969

Power : 12 Vd.c.

M/N:

Distance: 3m

Test Mode : RX 2440MHz

Note :

Mk.	Frequency (MHz)	Reading (dBuV)	Detector	Corr. factor (dB/m)	Result (dBuV/m)	Limit (dBuV/m)	Ant.Pos (cm)	Tab.Pos (deg.)	Margin (dB)	Comment
-----	-----------------	----------------	----------	---------------------	-----------------	----------------	--------------	----------------	-------------	---------



Radiated Emission Measurement

Operator: Roy

File :3

Data :#4

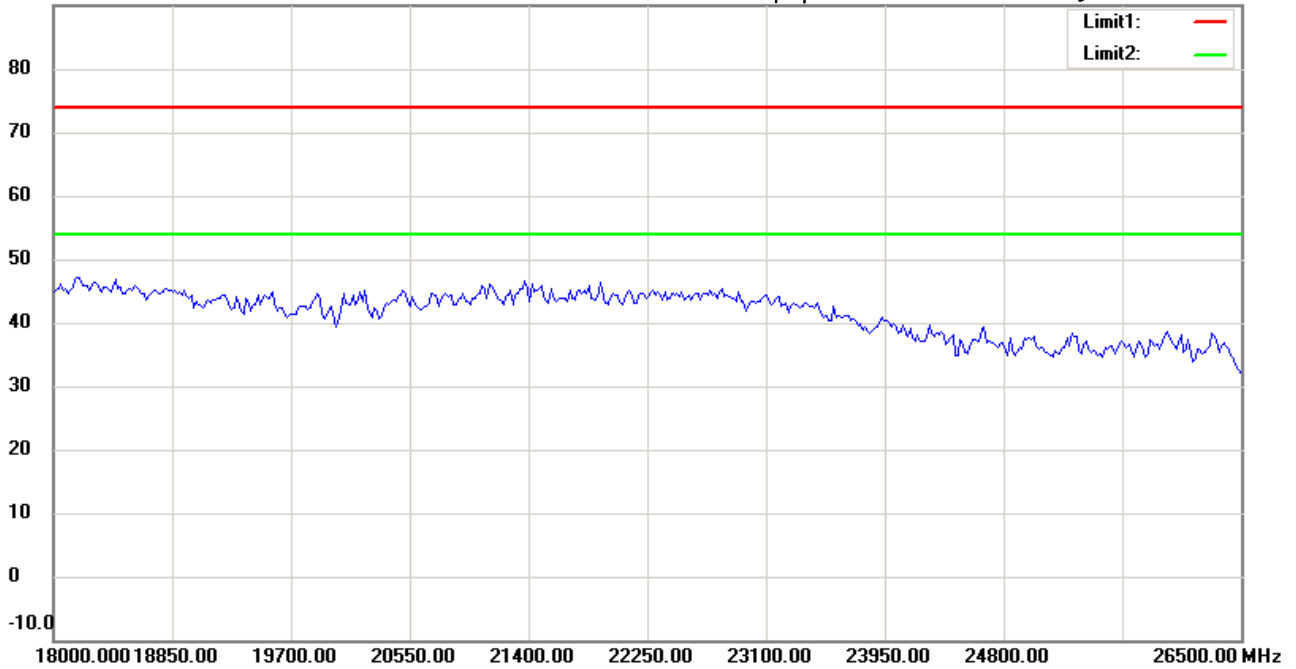
Date: 2015/5/4

Temperature:24 °C

90.0 dBuV/m

Time: 下午 09:03:26

Humidity:60 %



Site : Chamber

Condition : FCC\_part 15 RE-Class B\_Above 1GHz\_PK

Polarization: *Horizontal*

EUT : W6M21504-14969

Power : 12 Vd.c.

M/N:

Distance: 3m

Test Mode : RX 2440MHz

Note :

Mk.	Frequency (MHz)	Reading (dBuV)	Detector	Corr. factor (dB/m)	Result (dBuV/m)	Limit (dBuV/m)	Ant.Pos (cm)	Tab.Pos (deg.)	Margin (dB)	Comment
-----	-----------------	----------------	----------	---------------------	-----------------	----------------	--------------	----------------	-------------	---------



Radiated Emission Measurement

Operator: Roy

File :3

Data :#8

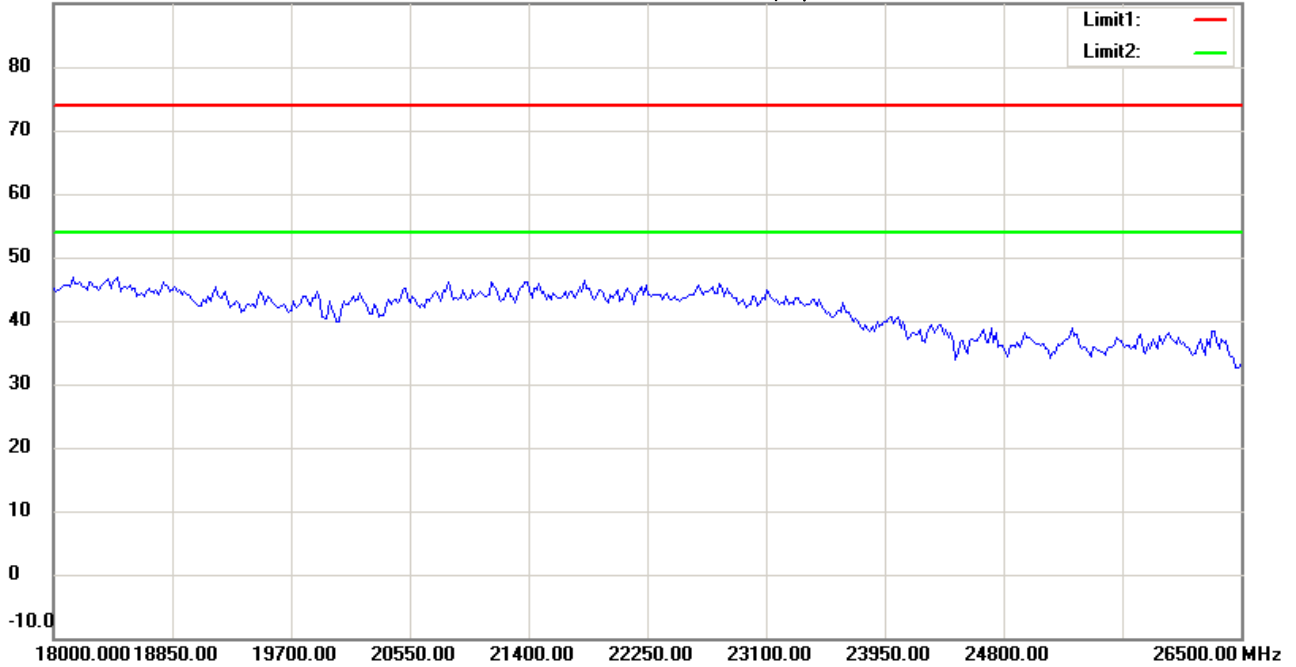
Date: 2015/5/4

Temperature:24 °C

90.0 dBuV/m

Time: 下午 09:04:19

Humidity:60 %



Site : Chamber

Condition : FCC\_part 15 RE-Class B\_Above 1GHz\_PK

EUT : W6M21504-14969

M/N:

Test Mode : RX 2440MHz

Note :

Polarization: *Vertical*

Power : 12 Vd.c.

Distance: 3m

Mk.	Frequency (MHz)	Reading (dBuV)	Detector	Corr. factor (dB/m)	Result (dBuV/m)	Limit (dBuV/m)	Ant.Pos (cm)	Tab.Pos (deg.)	Margin (dB)	Comment
-----	-----------------	----------------	----------	---------------------	-----------------	----------------	--------------	----------------	-------------	---------



Radiated Emission Measurement

Operator: Leon

File :1

Data :#1

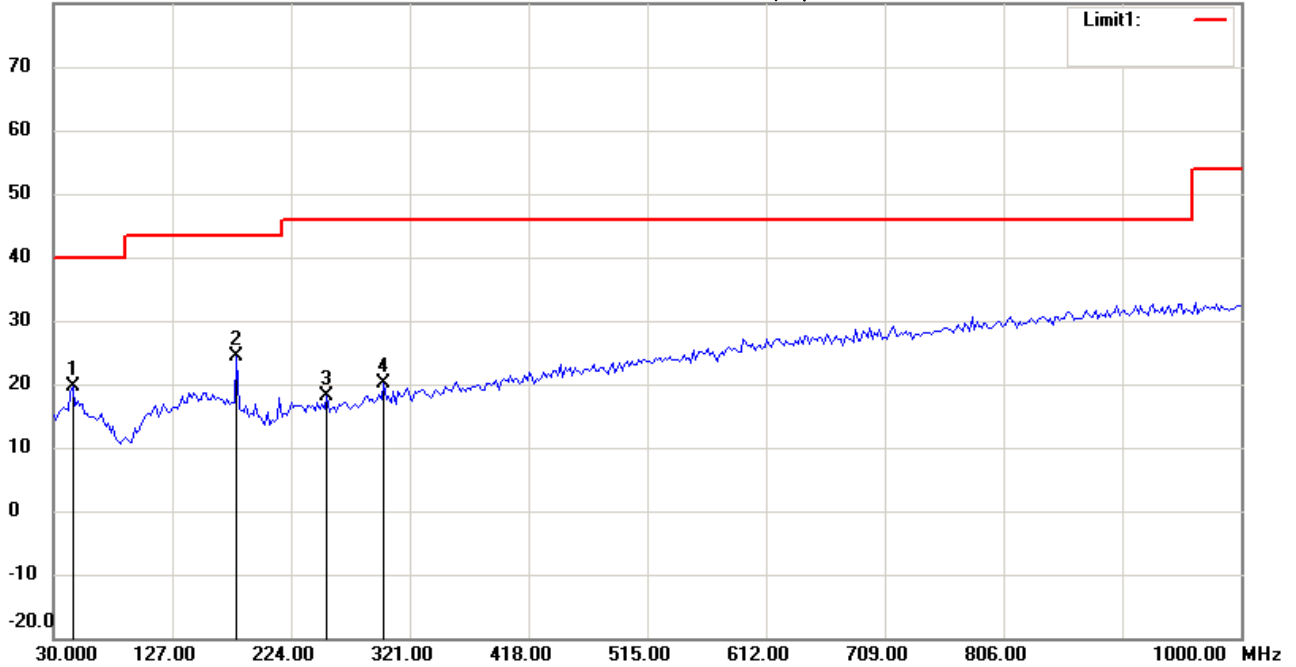
Date: 2015/5/4

Temperature:24 °C

80.0 dBuV/m

Time: 下午 02:43:42

Humidity:60 %



Site : Chamber

Condition : FCC\_part 15 RE-Class B\_30-1000MHz

Polarization: *Horizontal*

EUT : W6M21504-14969

Power : 12 Vd.c.

M/N:

Distance: 3m

Test Mode : RX 2480MHz

Note :

Mk.	Frequency (MHz)	Reading (dBuV)	Detector	Corr. factor (dB/m)	Result (dBuV/m)	Limit (dBuV/m)	Ant.Pos (cm)	Tab.Pos (deg.)	Margin (dB)	Comment
	45.5510	4.73	peak	14.88	19.61	40.00	100	175	-20.39	
*	179.6793	10.72	peak	13.74	24.46	43.50	100	135	-19.04	
	253.5471	3.72	peak	14.50	18.22	46.00	100	60	-27.78	
	300.2004	4.07	peak	16.04	20.11	46.00	100	40	-25.89	



Radiated Emission Measurement

Operator: Leon

File :1

Data :#2

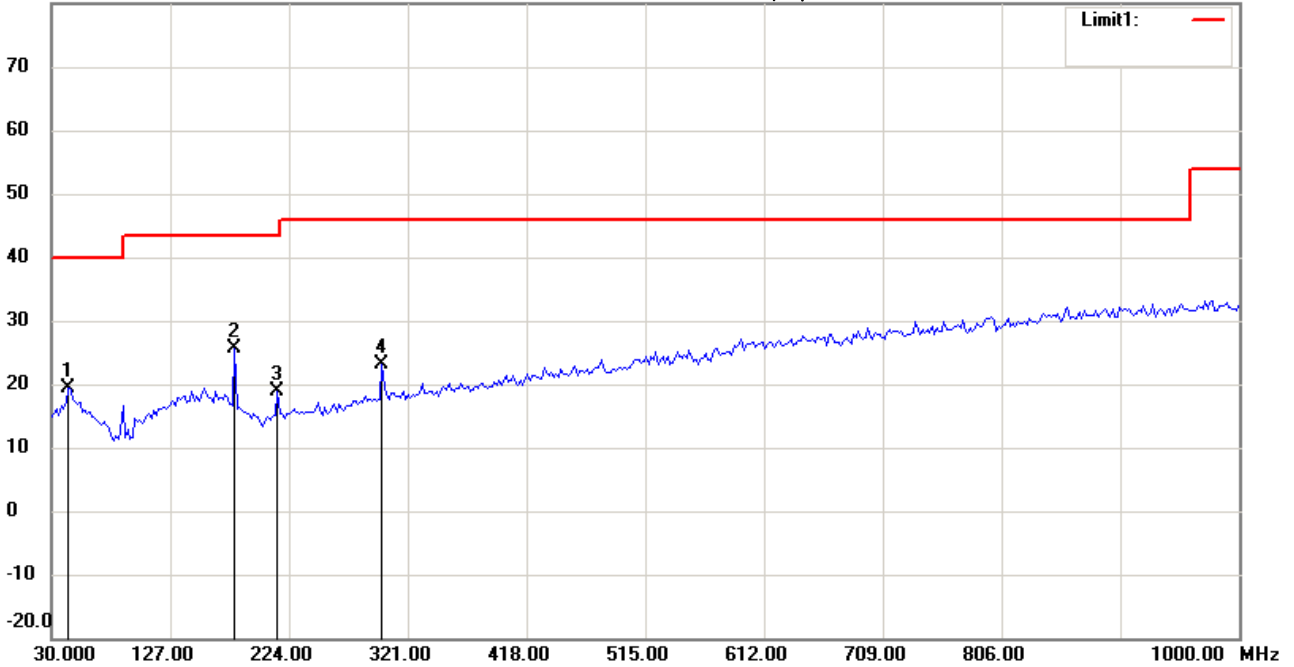
Date: 2015/5/4

Temperature:24 °C

80.0 dBuV/m

Time: 下午 02:44:27

Humidity:60 %



Site : Chamber

Condition : FCC\_part 15 RE-Class B\_30-1000MHz

EUT : W6M21504-14969

M/N:

Test Mode : RX 2480MHz

Note :

Polarization: *Vertical*

Power : 12 Vd.c.

Distance: 3m

Mk.	Frequency (MHz)	Reading (dBuV)	Detector	Corr. factor (dB/m)	Result (dBuV/m)	Limit (dBuV/m)	Ant.Pos (cm)	Tab.Pos (deg.)	Margin (dB)	Comment
	43.6072	4.64	peak	14.82	19.46	40.00	100	145	-20.54	
*	179.6794	11.80	peak	13.74	25.54	43.50	100	220	-17.96	
	214.6693	5.64	peak	13.30	18.94	43.50	100	80	-24.56	
	300.2004	7.01	peak	16.04	23.05	46.00	100	170	-22.95	





Radiated Emission Measurement

Operator: Roy

File :3

Data :#1

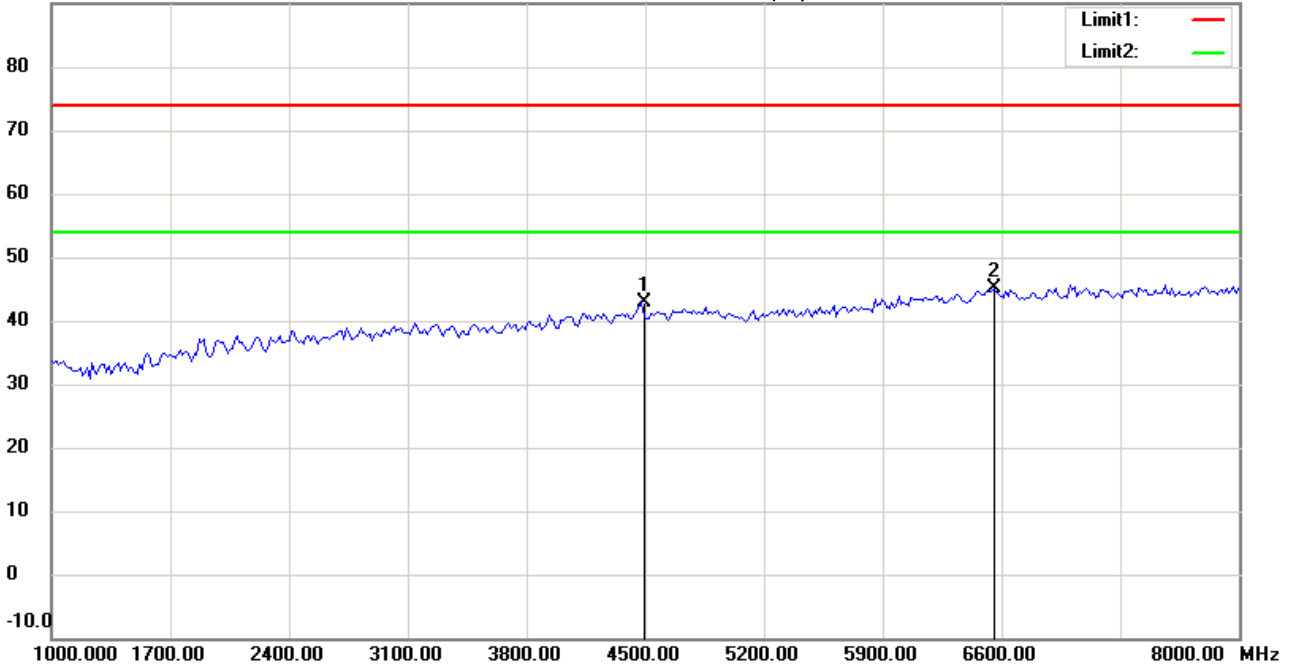
Date: 2015/5/4

Temperature:24 °C

90.0 dBuV/m

Time: 下午 09:05:08

Humidity:60 %



Site : Chamber

Condition : FCC\_part 15 RE-Class B\_Above 1GHz\_PK

Polarization: *Horizontal*

EUT : W6M21504-14969

Power : 12 Vd.c.

M/N:

Distance: 3m

Test Mode : RX 2480MHz

Note :

Mk.	Frequency (MHz)	Reading (dBuV)	Detector	Corr. factor (dB/m)	Result (dBuV/m)	Limit (dBuV/m)	Ant.Pos (cm)	Tab.Pos (deg.)	Margin (dB)	Comment
	4478.958	42.00	peak	0.92	42.92	74.00	100	195	-31.08	
*	6555.110	39.31	peak	5.88	45.19	74.00	100	335	-28.81	



Radiated Emission Measurement

Operator: Roy

File :3

Data :#5

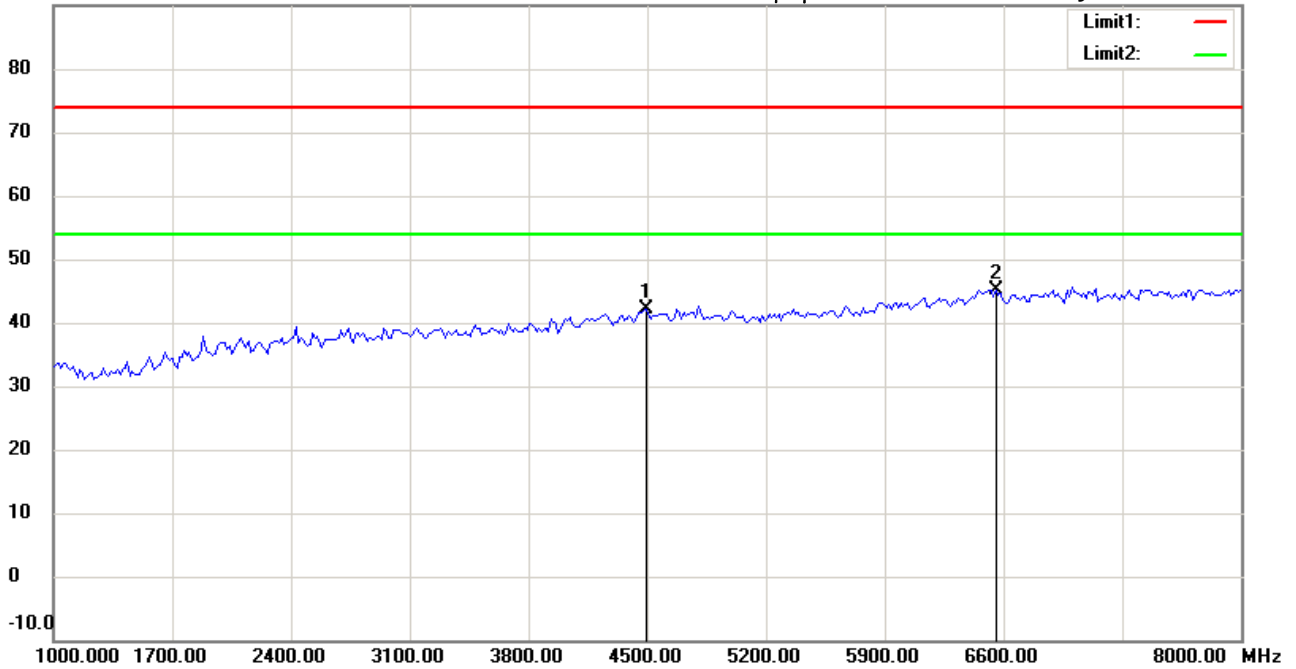
Date: 2015/5/4

Temperature:24 °C

90.0 dBuV/m

Time: 下午 09:06:01

Humidity:60 %



Site : Chamber

Condition : FCC\_part 15 RE-Class B\_Above 1GHz\_PK

Polarization: *Vertical*

EUT : W6M21504-14969

Power : 12 Vd.c.

M/N:

Distance: 3m

Test Mode : RX 2480MHz

Note :

Mk.	Frequency (MHz)	Reading (dBuV)	Detector	Corr. factor (dB/m)	Result (dBuV/m)	Limit (dBuV/m)	Ant.Pos (cm)	Tab.Pos (deg.)	Margin (dB)	Comment
	4492.986	41.00	peak	1.09	42.09	74.00	100	105	-31.91	
*	6555.110	39.33	peak	5.88	45.21	74.00	100	220	-28.79	



Radiated Emission Measurement

Operator: Roy

File :3

Data :#2

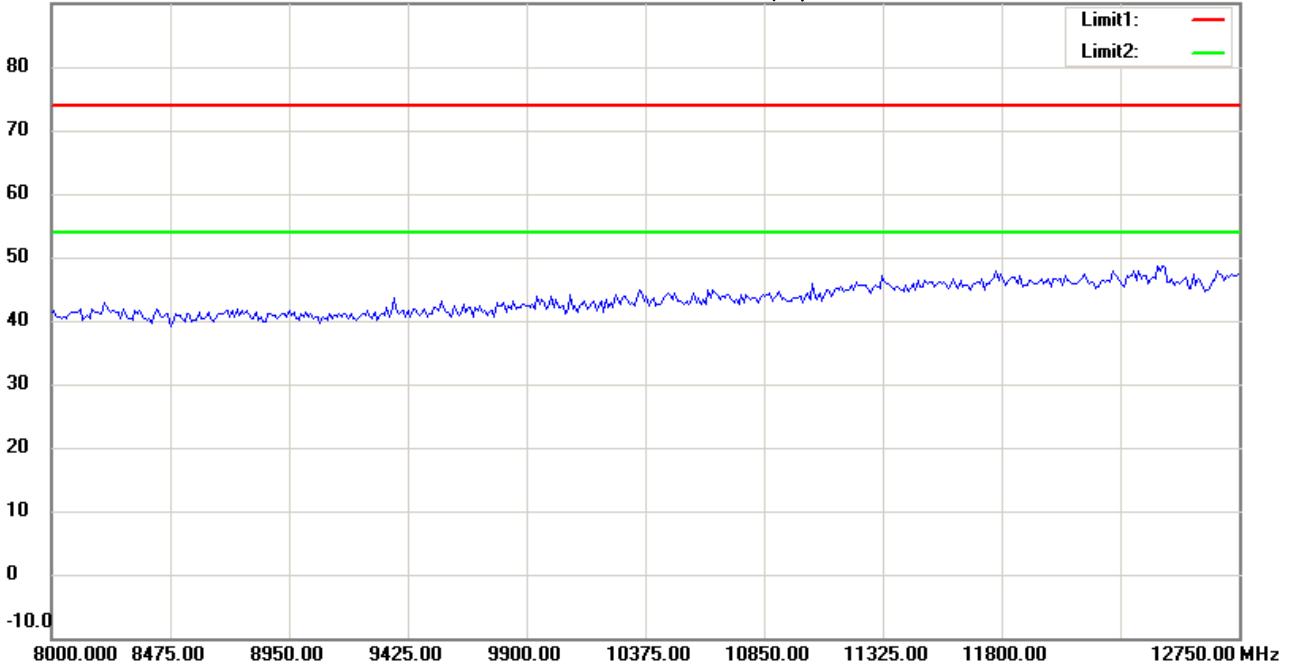
Date: 2015/5/4

Temperature:24 °C

90.0 dBuV/m

Time: 下午 09:05:19

Humidity:60 %



Site : Chamber

Condition : FCC\_part 15 RE-Class B\_Above 1GHz\_PK

EUT : W6M21504-14969

M/N:

Test Mode : RX 2480MHz

Note :

Polarization: *Horizontal*

Power : 12 Vd.c.

Distance: 3m

Mk.	Frequency (MHz)	Reading (dBuV)	Detector	Corr. factor (dB/m)	Result (dBuV/m)	Limit (dBuV/m)	Ant.Pos (cm)	Tab.Pos (deg.)	Margin (dB)	Comment
-----	-----------------	----------------	----------	---------------------	-----------------	----------------	--------------	----------------	-------------	---------



Radiated Emission Measurement

Operator: Roy

File :3

Data :#6

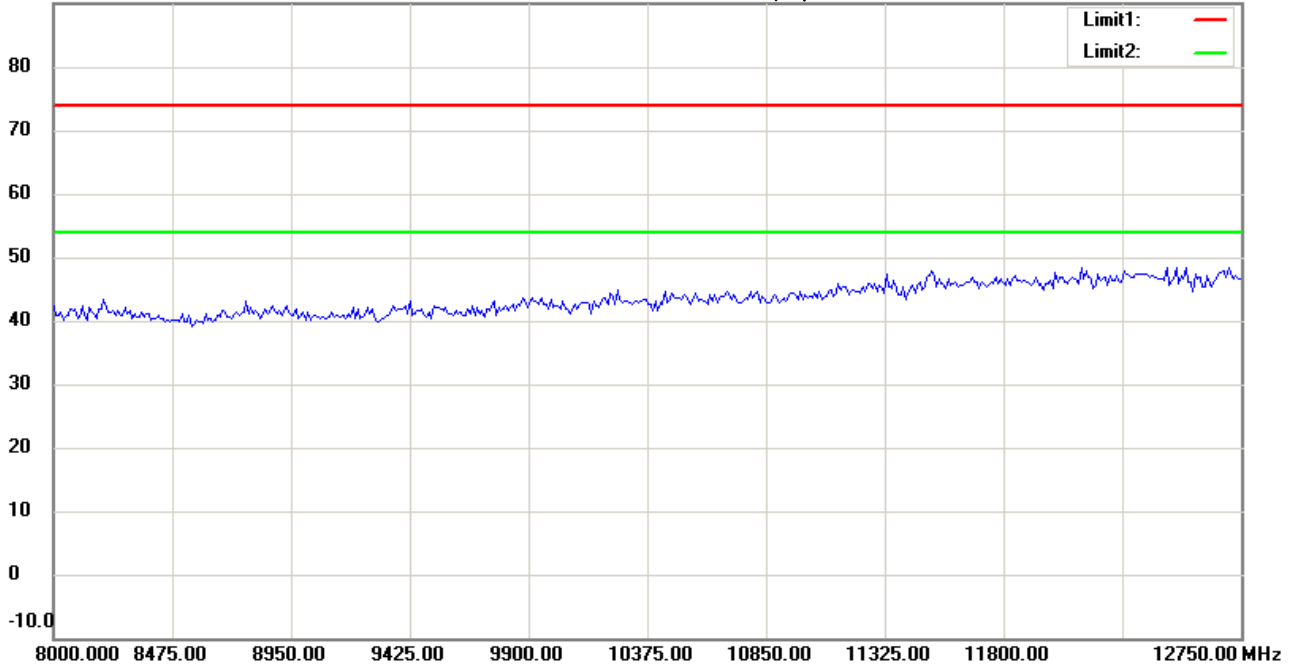
Date: 2015/5/4

Temperature:24 °C

90.0 dBuV/m

Time: 下午 09:06:13

Humidity:60 %



Site : Chamber

Condition : FCC\_part 15 RE-Class B\_Above 1GHz\_PK

EUT : W6M21504-14969

M/N:

Test Mode : RX 2480MHz

Note :

Polarization: *Vertical*

Power : 12 Vd.c.

Distance: 3m

Mk.	Frequency (MHz)	Reading (dBuV)	Detector	Corr. factor (dB/m)	Result (dBuV/m)	Limit (dBuV/m)	Ant.Pos (cm)	Tab.Pos (deg.)	Margin (dB)	Comment
-----	-----------------	----------------	----------	---------------------	-----------------	----------------	--------------	----------------	-------------	---------



Radiated Emission Measurement

Operator: Roy

File :3

Data :#3

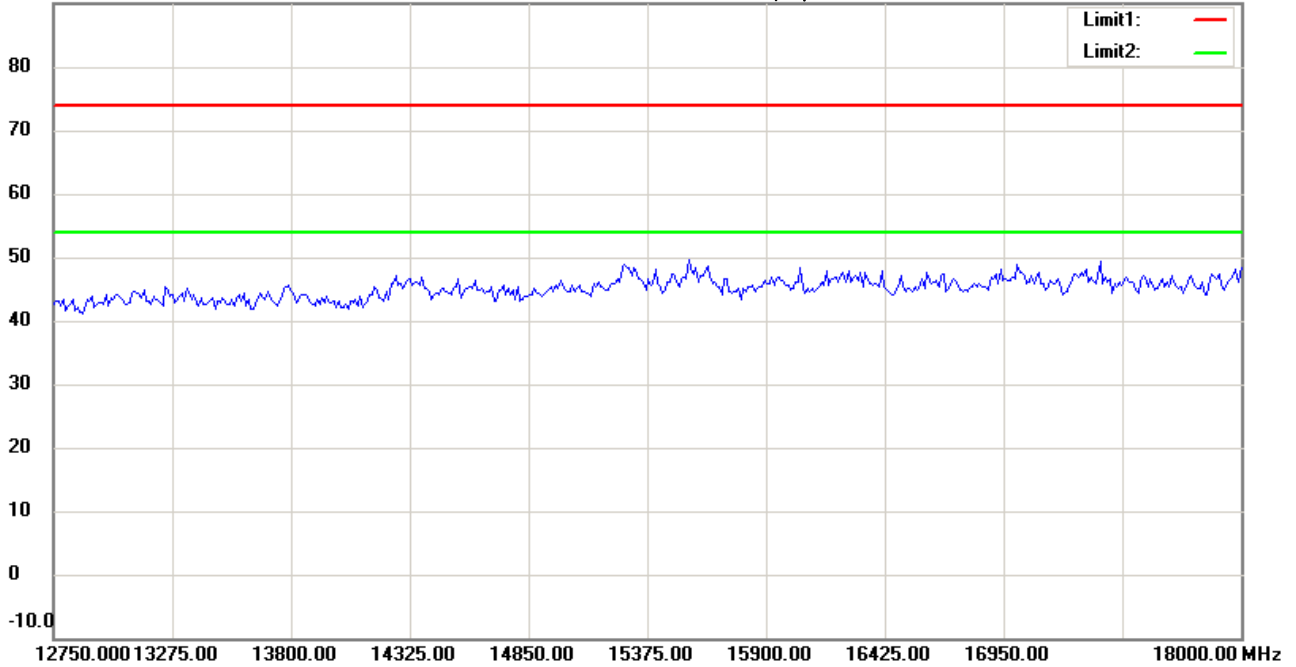
Date: 2015/5/4

Temperature:24 °C

90.0 dBuV/m

Time: 下午 09:05:44

Humidity:60 %



Site : Chamber

Condition : FCC\_part 15 RE-Class B\_Above 1GHz\_PK

Polarization: *Horizontal*

EUT : W6M21504-14969

Power : 12 Vd.c.

M/N:

Distance: 3m

Test Mode : RX 2480MHz

Note :

Mk.	Frequency (MHz)	Reading (dBuV)	Detector	Corr. factor (dB/m)	Result (dBuV/m)	Limit (dBuV/m)	Ant.Pos (cm)	Tab.Pos (deg.)	Margin (dB)	Comment
-----	-----------------	----------------	----------	---------------------	-----------------	----------------	--------------	----------------	-------------	---------



Radiated Emission Measurement

Operator: Roy

File :3

Data :#7

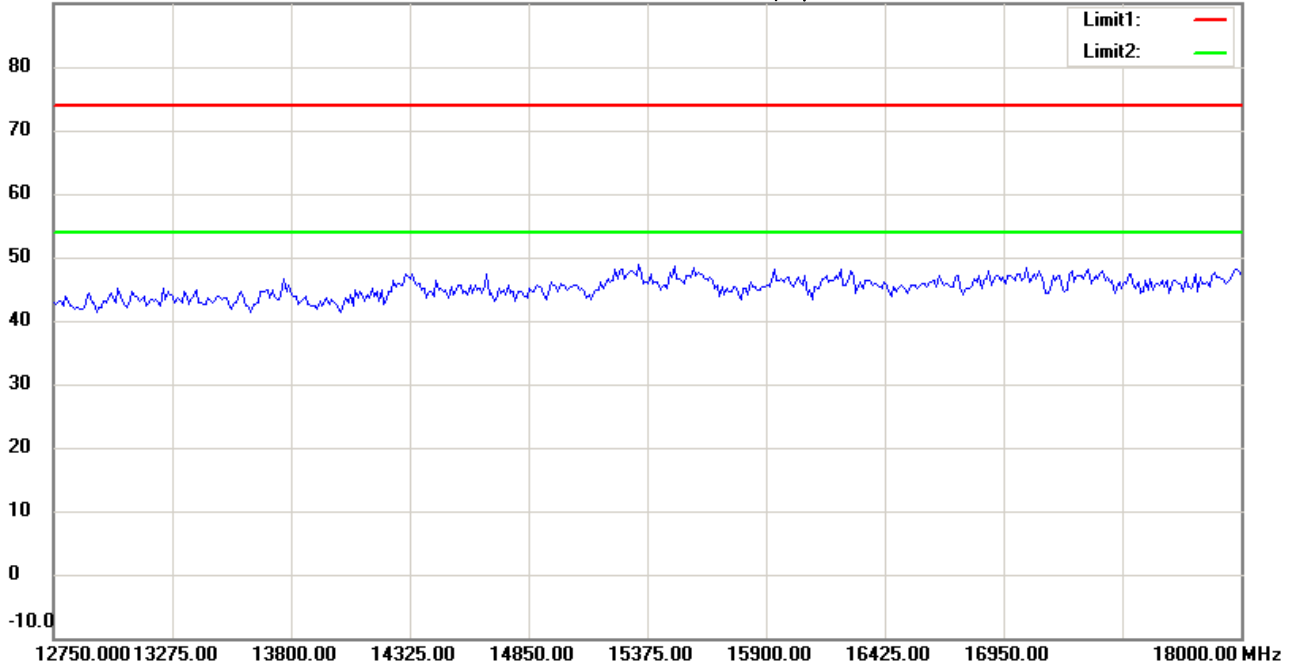
Date: 2015/5/4

Temperature:24 °C

90.0 dBuV/m

Time: 下午 09:06:37

Humidity:60 %



Site : Chamber

Condition : FCC\_part 15 RE-Class B\_Above 1GHz\_PK

Polarization: *Vertical*

EUT : W6M21504-14969

Power : 12 Vd.c.

M/N:

Distance: 3m

Test Mode : RX 2480MHz

Note :

Mk.	Frequency (MHz)	Reading (dBuV)	Detector	Corr. factor (dB/m)	Result (dBuV/m)	Limit (dBuV/m)	Ant.Pos (cm)	Tab.Pos (deg.)	Margin (dB)	Comment
-----	-----------------	----------------	----------	---------------------	-----------------	----------------	--------------	----------------	-------------	---------



Radiated Emission Measurement

Operator: Roy

File :3

Data :#4

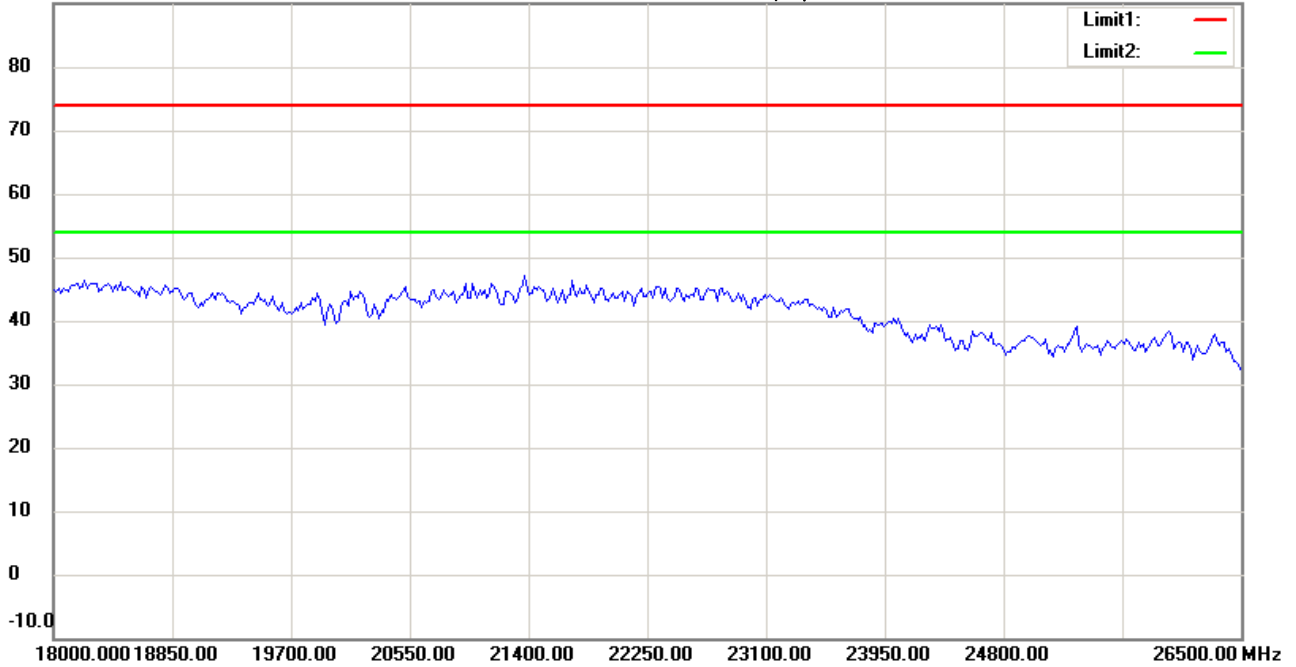
Date: 2015/5/4

Temperature:24 °C

90.0 dBuV/m

Time: 下午 09:05:54

Humidity:60 %



Site : Chamber

Condition : FCC\_part 15 RE-Class B\_Above 1GHz\_PK

EUT : W6M21504-14969

M/N:

Test Mode : RX 2480MHz

Note :

Polarization: *Horizontal*

Power : 12 Vd.c.

Distance: 3m

Mk.	Frequency (MHz)	Reading (dBuV)	Detector	Corr. factor (dB/m)	Result (dBuV/m)	Limit (dBuV/m)	Ant.Pos (cm)	Tab.Pos (deg.)	Margin (dB)	Comment
-----	-----------------	----------------	----------	---------------------	-----------------	----------------	--------------	----------------	-------------	---------



Radiated Emission Measurement

Operator: Roy

File :3

Data :#8

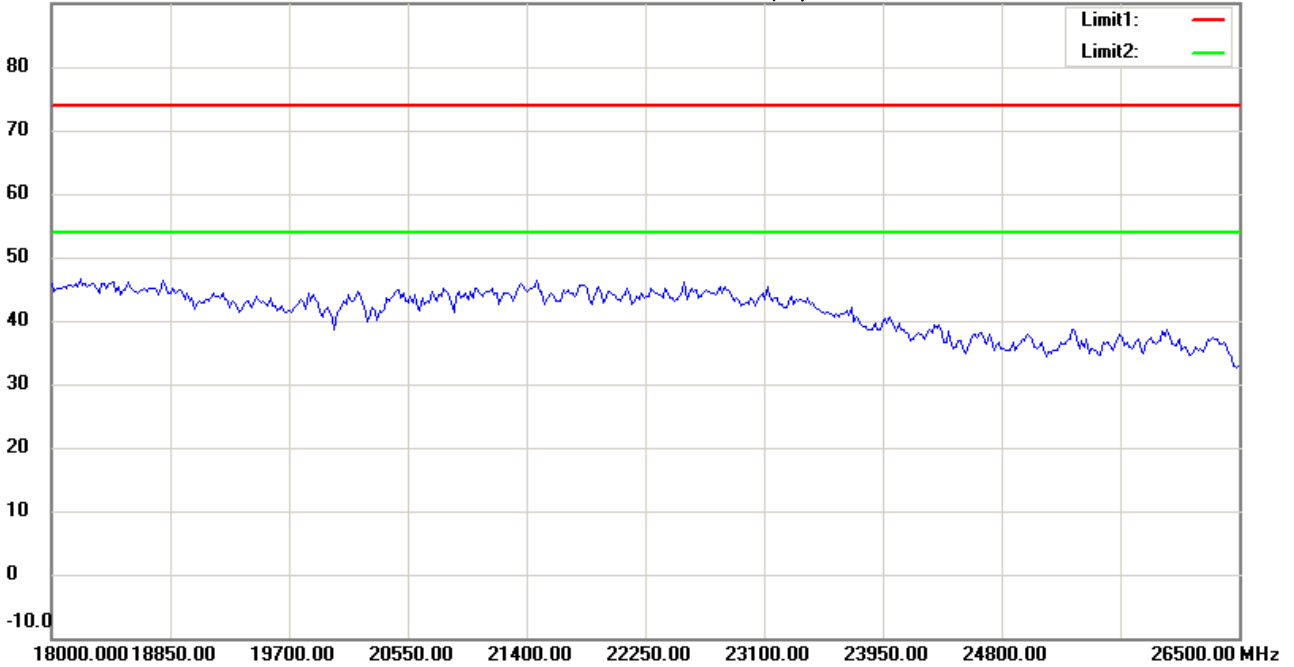
Date: 2015/5/4

Temperature:24 °C

90.0 dBuV/m

Time: 下午 09:06:47

Humidity:60 %



Site : Chamber

Condition : FCC\_part 15 RE-Class B\_Above 1GHz\_PK

Polarization: *Vertical*

EUT : W6M21504-14969

Power : 12 Vd.c.

M/N:

Distance: 3m

Test Mode : RX 2480MHz

Note :

Mk.	Frequency (MHz)	Reading (dBuV)	Detector	Corr. factor (dB/m)	Result (dBuV/m)	Limit (dBuV/m)	Ant.Pos (cm)	Tab.Pos (deg.)	Margin (dB)	Comment
-----	-----------------	----------------	----------	---------------------	-----------------	----------------	--------------	----------------	-------------	---------





Radiated Emission Measurement

Operator: Roy

File :1

Data :#1

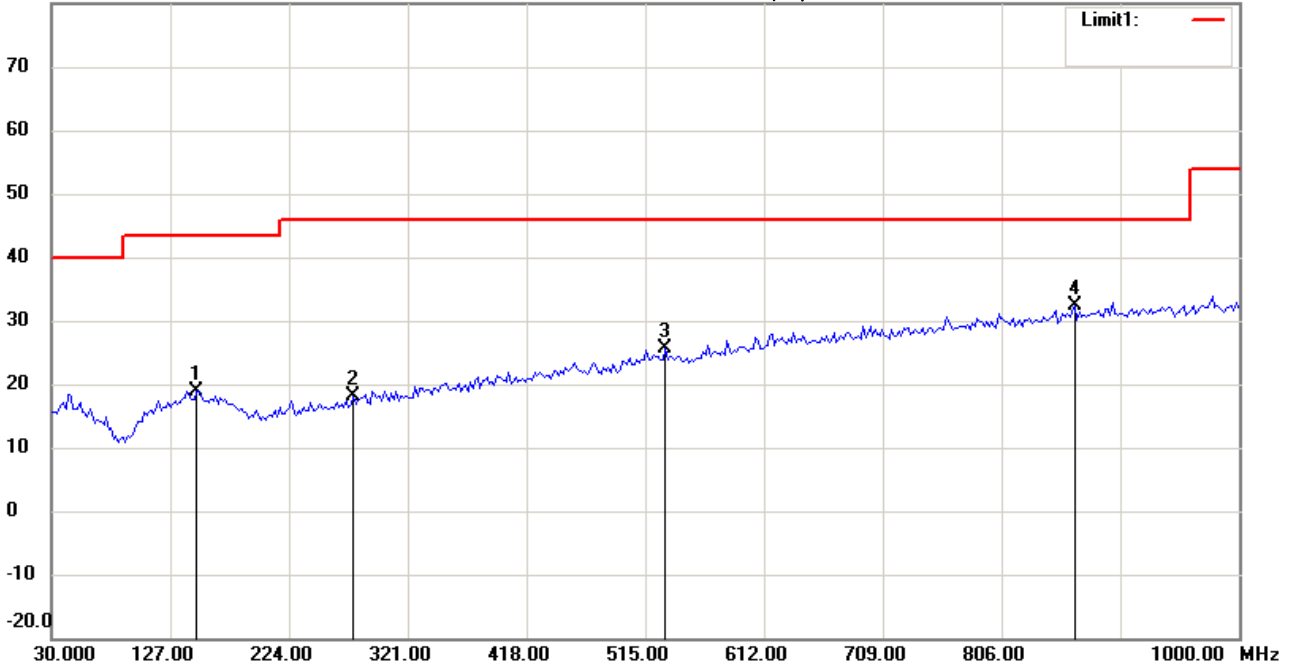
Date: 2015/5/4

Temperature:24 °C

80.0 dBuV/m

Time: 下午 08:07:51

Humidity:60 %



Site : Chamber

Condition : FCC\_part 15 RE-Class B\_30-1000MHz

EUT : W6M21504-14969

M/N:

Test Mode : RX 2457MHz

Note :

Polarization: *Horizontal*

Power : 12 Vd.c.

Distance: 3m

Mk.	Frequency (MHz)	Reading (dBuV)	Detector	Corr. factor (dB/m)	Result (dBuV/m)	Limit (dBuV/m)	Ant.Pos (cm)	Tab.Pos (deg.)	Margin (dB)	Comment
	148.5772	3.47	peak	15.49	18.96	43.50	100	275	-24.54	
	276.8735	2.58	peak	15.46	18.04	46.00	100	200	-27.96	
	531.5230	4.06	peak	21.54	25.60	46.00	100	60	-20.40	
*	865.8717	4.56	peak	27.81	32.37	46.00	100	135	-13.63	



Radiated Emission Measurement

Operator: Roy

File :1

Data :#2

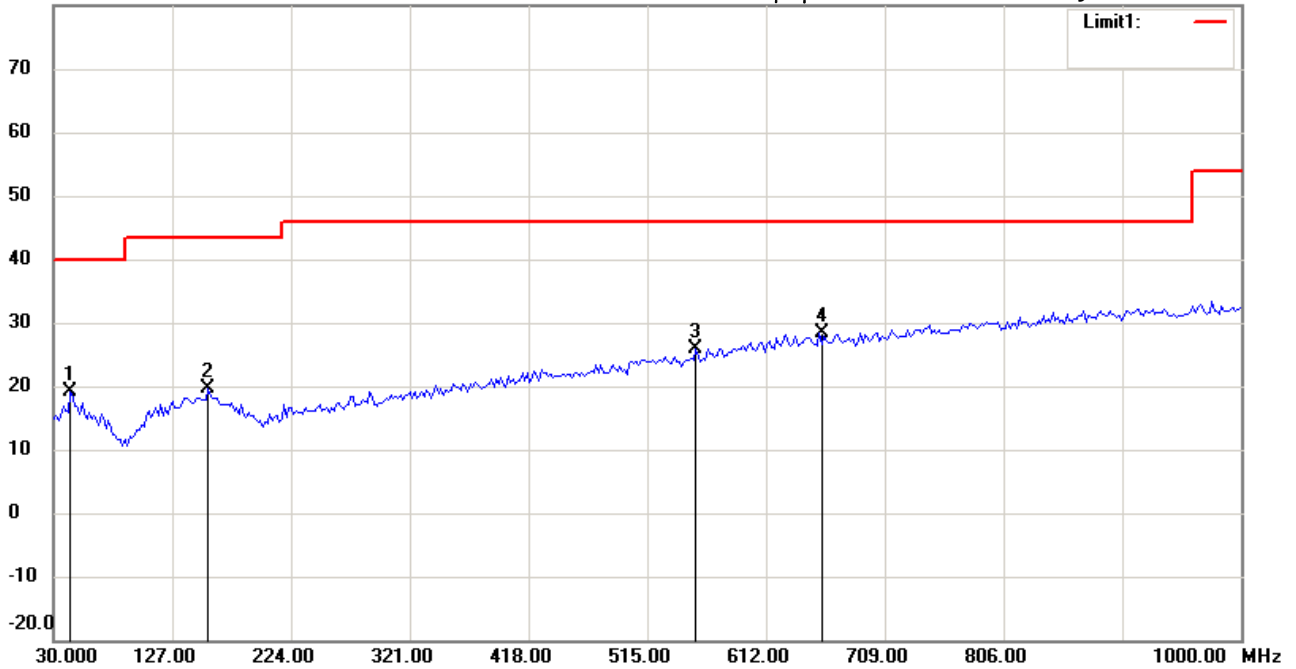
Date: 2015/5/4

Temperature:24 °C

80.0 dBuV/m

Time: 下午 08:08:36

Humidity:60 %



Site : Chamber

Condition : FCC\_part 15 RE-Class B\_30-1000MHz

EUT : W6M21504-14969

M/N:

Test Mode : RX 2457MHz

Note :

Polarization: *Vertical*

Power : 12 Vd.c.

Distance: 3m

Mk.	Frequency (MHz)	Reading (dBuV)	Detector	Corr. factor (dB/m)	Result (dBuV/m)	Limit (dBuV/m)	Ant.Pos (cm)	Tab.Pos (deg.)	Margin (dB)	Comment
	43.6071	4.28	peak	14.82	19.10	40.00	100	160	-20.90	
	156.3526	4.13	peak	15.49	19.62	43.50	100	115	-23.88	
	554.8496	3.99	peak	21.94	25.93	46.00	100	40	-20.07	
*	655.9320	3.86	peak	24.64	28.50	46.00	100	245	-17.50	



Radiated Emission Measurement

Operator: Roy

File :3

Data :#1

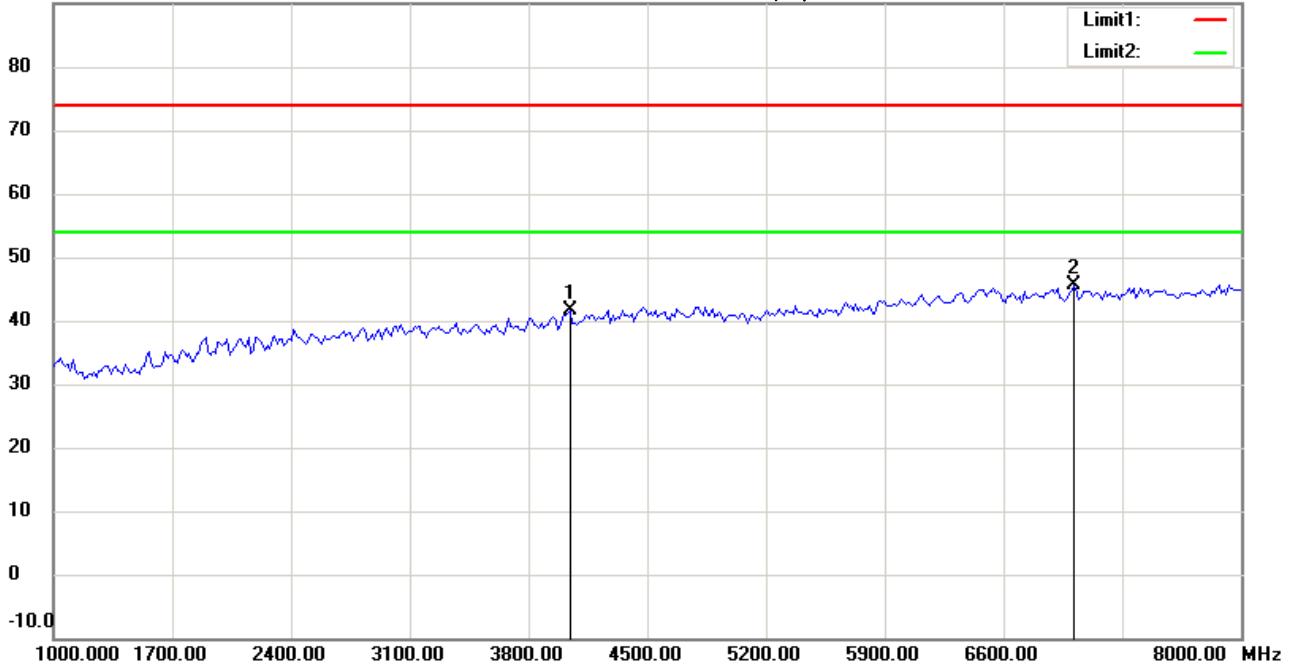
Date: 2015/5/4

Temperature:24 °C

90.0 dBuV/m

Time: 下午 09:10:28

Humidity:60 %



Site : Chamber

Condition : FCC\_part 15 RE-Class B\_Above 1GHz\_PK

Polarization: *Horizontal*

EUT : W6M21504-14969

Power : 12 Vd.c.

M/N:

Distance: 3m

Test Mode : RX 2457MHz

Note :

Mk.	Frequency (MHz)	Reading (dBuV)	Detector	Corr. factor (dB/m)	Result (dBuV/m)	Limit (dBuV/m)	Ant.Pos (cm)	Tab.Pos (deg.)	Margin (dB)	Comment
	4044.088	41.79	peak	-0.24	41.55	74.00	100	40	-32.45	
*	7018.036	40.04	peak	5.48	45.52	74.00	100	165	-28.48	



Radiated Emission Measurement

Operator: Roy

File :3

Data :#5

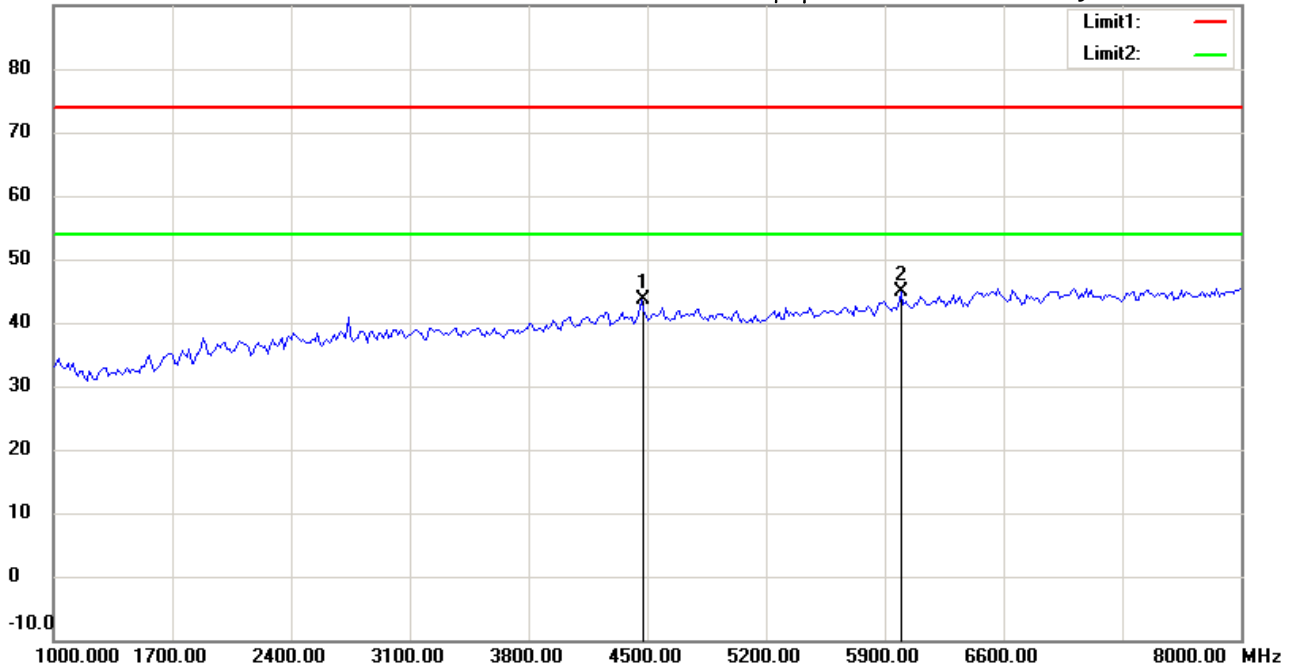
Date: 2015/5/4

Temperature:24 °C

90.0 dBuV/m

Time: 下午 09:11:21

Humidity:60 %



Site : Chamber

Condition : FCC\_part 15 RE-Class B\_Above 1GHz\_PK

Polarization: *Vertical*

EUT : W6M21504-14969

Power : 12 Vd.c.

M/N:

Distance: 3m

Test Mode : RX 2457MHz

Note :

Mk.	Frequency (MHz)	Reading (dBuV)	Detector	Corr. factor (dB/m)	Result (dBuV/m)	Limit (dBuV/m)	Ant.Pos (cm)	Tab.Pos (deg.)	Margin (dB)	Comment
	4464.930	42.89	peak	0.75	43.64	74.00	100	170	-30.36	
*	5993.988	41.12	peak	3.80	44.92	74.00	100	235	-29.08	



Radiated Emission Measurement

Operator: Roy

File :3

Data :#2

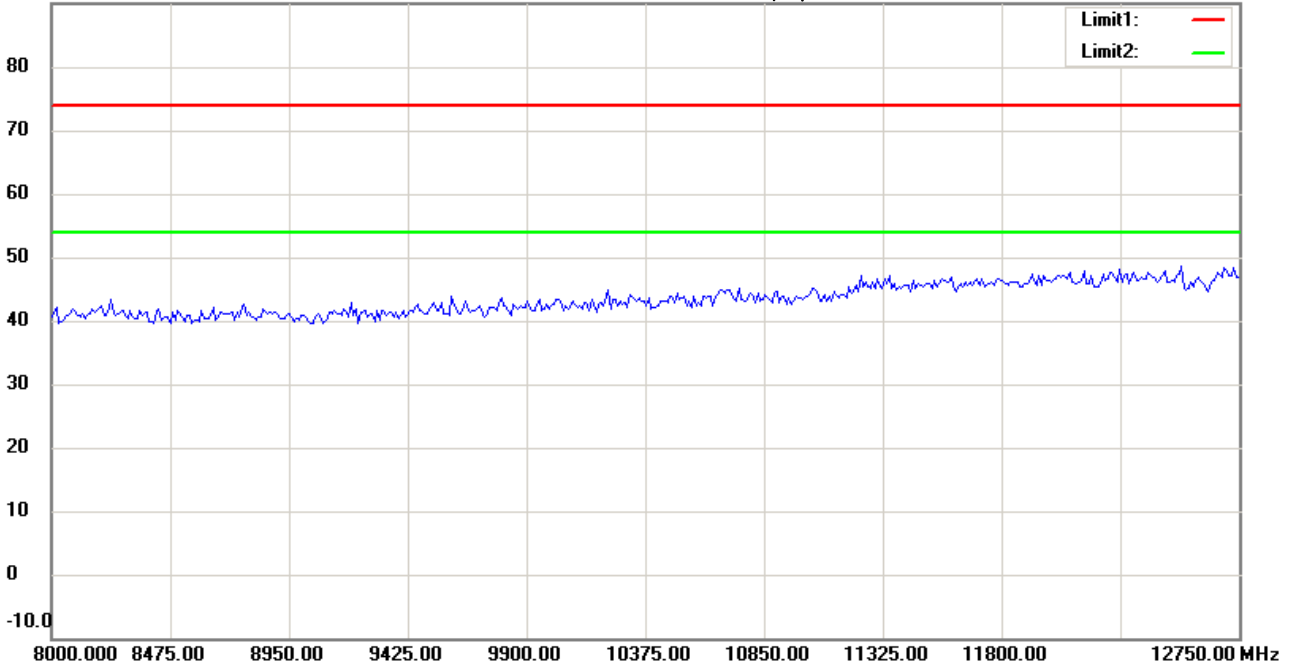
Date: 2015/5/4

Temperature:24 °C

90.0 dBuV/m

Time: 下午 09:10:39

Humidity:60 %



Site : Chamber

Condition : FCC\_part 15 RE-Class B\_Above 1GHz\_PK

EUT : W6M21504-14969

M/N:

Test Mode : RX 2457MHz

Note :

Polarization: *Horizontal*

Power : 12 Vd.c.

Distance: 3m

Mk.	Frequency (MHz)	Reading (dBuV)	Detector	Corr. factor (dB/m)	Result (dBuV/m)	Limit (dBuV/m)	Ant.Pos (cm)	Tab.Pos (deg.)	Margin (dB)	Comment
-----	-----------------	----------------	----------	---------------------	-----------------	----------------	--------------	----------------	-------------	---------



Radiated Emission Measurement

Operator: Roy

File :3

Data :#6

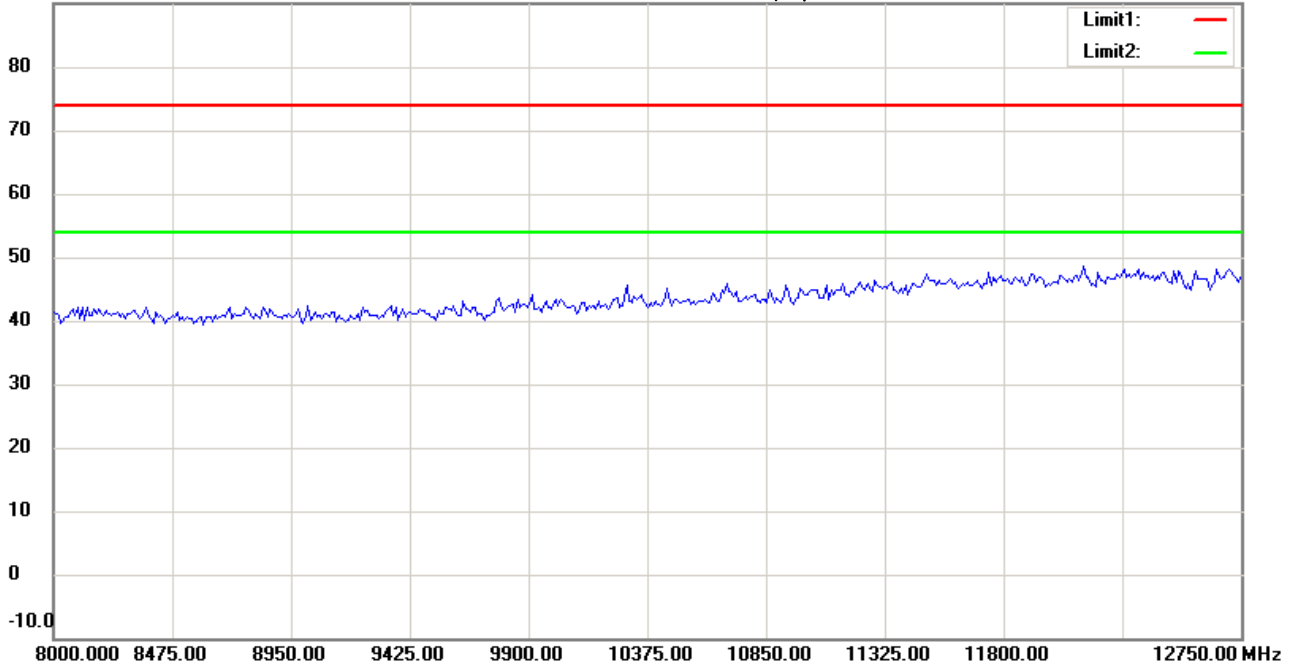
Date: 2015/5/4

Temperature:24 °C

90.0 dBuV/m

Time: 下午 09:11:33

Humidity:60 %



Site : Chamber

Condition : FCC\_part 15 RE-Class B\_Above 1GHz\_PK

EUT : W6M21504-14969

M/N:

Test Mode : RX 2457MHz

Note :

Polarization: *Vertical*

Power : 12 Vd.c.

Distance: 3m

Mk.	Frequency (MHz)	Reading (dBuV)	Detector	Corr. factor (dB/m)	Result (dBuV/m)	Limit (dBuV/m)	Ant.Pos (cm)	Tab.Pos (deg.)	Margin (dB)	Comment
-----	-----------------	----------------	----------	---------------------	-----------------	----------------	--------------	----------------	-------------	---------



Radiated Emission Measurement

Operator: Roy

File :3

Data :#3

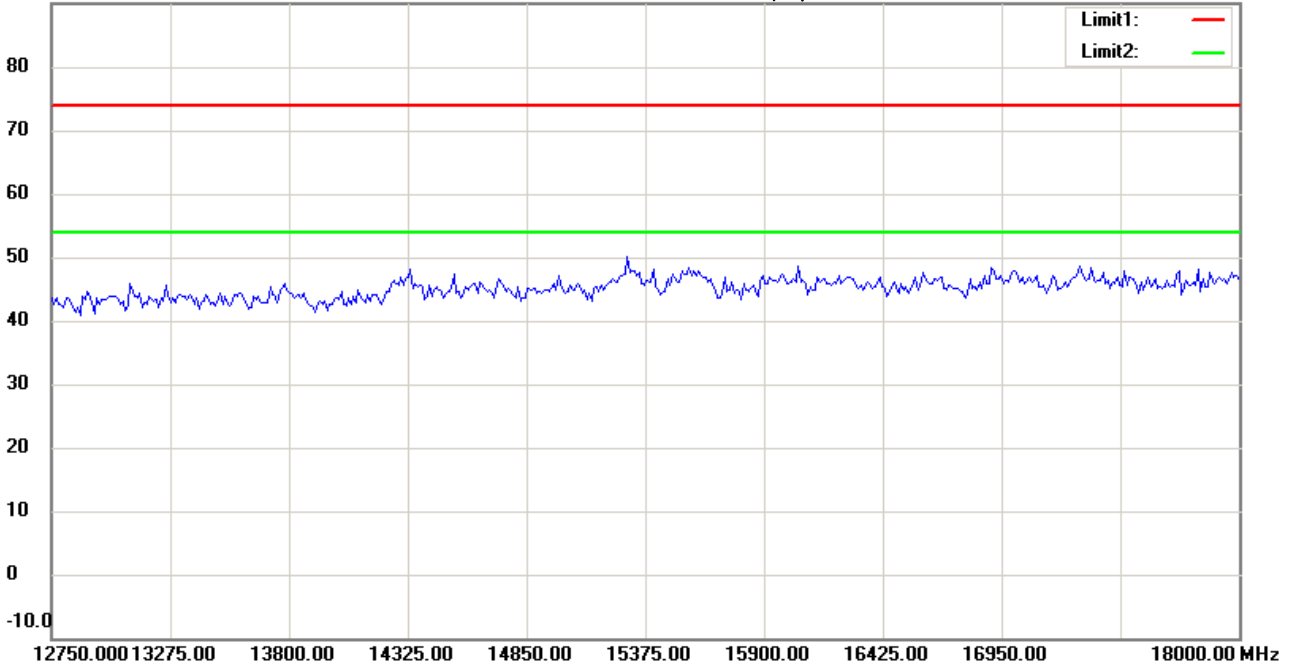
Date: 2015/5/4

Temperature:24 °C

90.0 dBuV/m

Time: 下午 09:11:03

Humidity:60 %



Site : Chamber

Condition : FCC\_part 15 RE-Class B\_Above 1GHz\_PK

Polarization: *Horizontal*

EUT : W6M21504-14969

Power : 12 Vd.c.

M/N:

Distance: 3m

Test Mode : RX 2457MHz

Note :

Mk.	Frequency (MHz)	Reading (dBuV)	Detector	Corr. factor (dB/m)	Result (dBuV/m)	Limit (dBuV/m)	Ant.Pos (cm)	Tab.Pos (deg.)	Margin (dB)	Comment
-----	-----------------	----------------	----------	---------------------	-----------------	----------------	--------------	----------------	-------------	---------



Radiated Emission Measurement

Operator: Roy

File :3

Data :#7

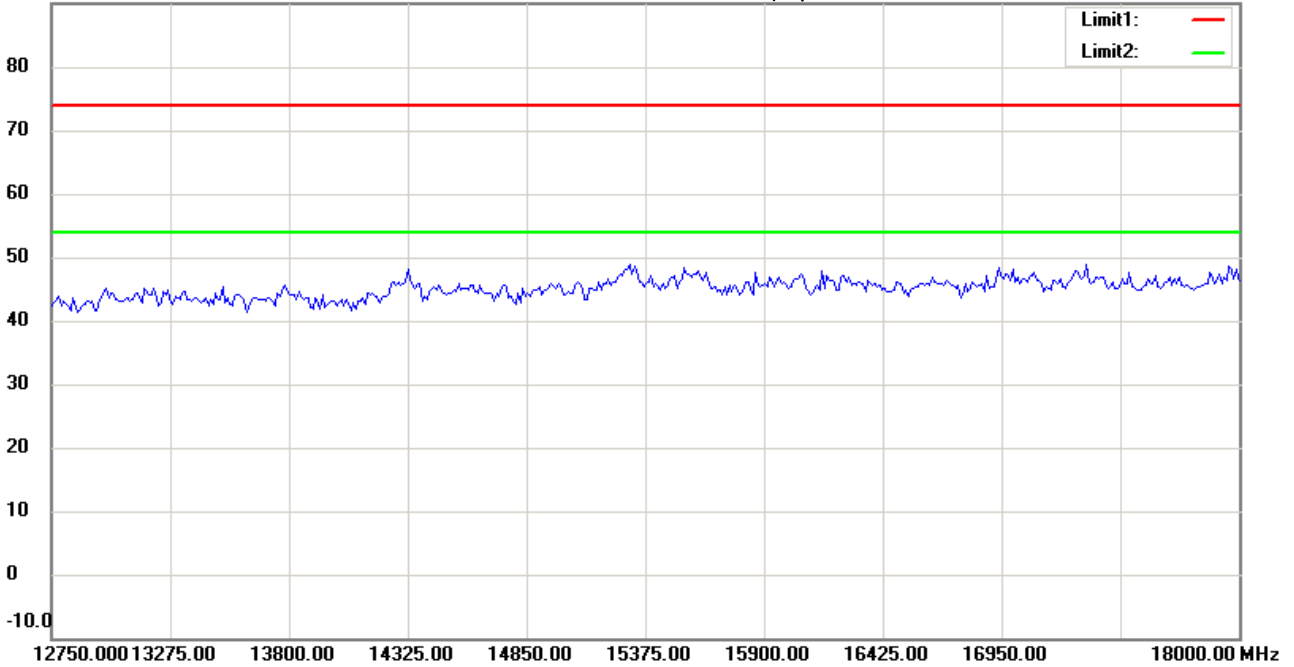
Date: 2015/5/4

Temperature:24 °C

90.0 dBuV/m

Time: 下午 09:11:57

Humidity:60 %



Site : Chamber

Condition : FCC\_part 15 RE-Class B\_Above 1GHz\_PK

Polarization: *Vertical*

EUT : W6M21504-14969

Power : 12 Vd.c.

M/N:

Distance: 3m

Test Mode : RX 2457MHz

Note :

Mk.	Frequency (MHz)	Reading (dBuV)	Detector	Corr. factor (dB/m)	Result (dBuV/m)	Limit (dBuV/m)	Ant.Pos (cm)	Tab.Pos (deg.)	Margin (dB)	Comment
-----	-----------------	----------------	----------	---------------------	-----------------	----------------	--------------	----------------	-------------	---------





Radiated Emission Measurement

Operator: Roy

File :3

Data :#4

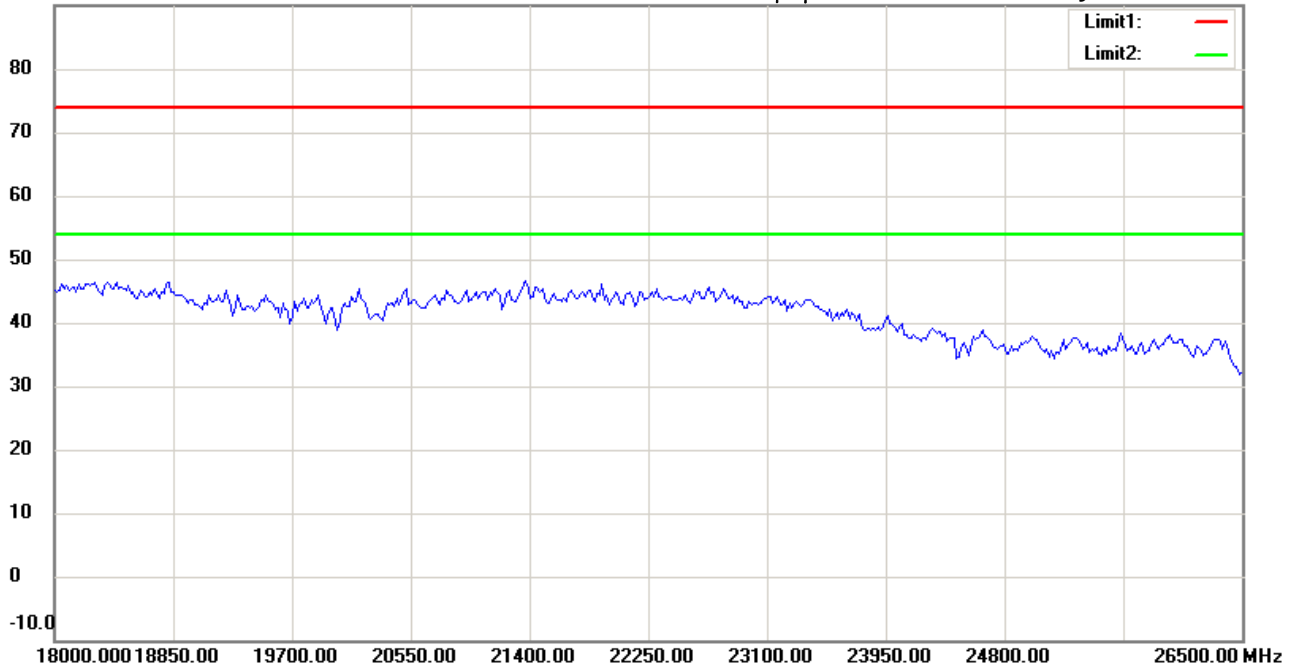
Date: 2015/5/4

Temperature:24 °C

90.0 dBuV/m

Time: 下午 09:11:14

Humidity:60 %



Site : Chamber

Condition : FCC\_part 15 RE-Class B\_Above 1GHz\_PK

EUT : W6M21504-14969

M/N:

Test Mode : RX 2457MHz

Note :

Polarization: *Horizontal*

Power : 12 Vd.c.

Distance: 3m

Mk.	Frequency (MHz)	Reading (dBuV)	Detector	Corr. factor (dB/m)	Result (dBuV/m)	Limit (dBuV/m)	Ant.Pos (cm)	Tab.Pos (deg.)	Margin (dB)	Comment
-----	-----------------	----------------	----------	---------------------	-----------------	----------------	--------------	----------------	-------------	---------



Radiated Emission Measurement

Operator: Roy

File :3

Data :#8

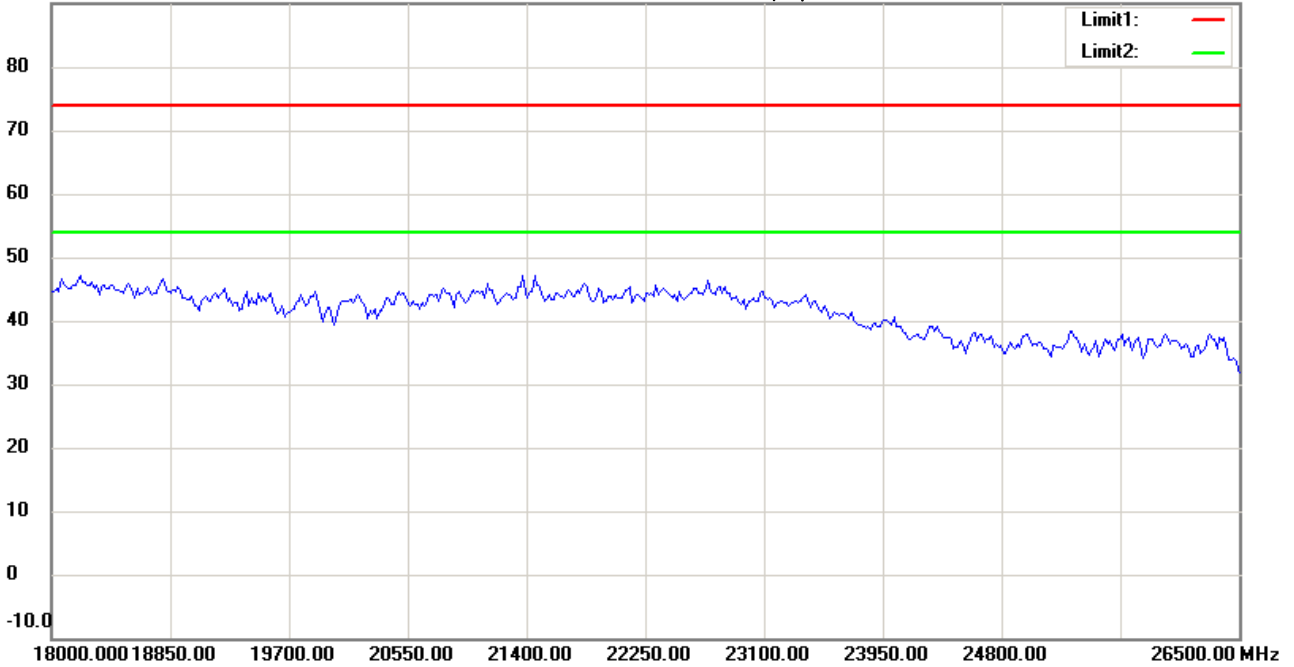
Date: 2015/5/4

Temperature:24 °C

90.0 dBuV/m

Time: 下午 09:12:07

Humidity:60 %



Site : Chamber

Condition : FCC\_part 15 RE-Class B\_Above 1GHz\_PK

Polarization: *Vertical*

EUT : W6M21504-14969

Power : 12 Vd.c.

M/N:

Distance: 3m

Test Mode : RX 2457MHz

Note :

Mk.	Frequency (MHz)	Reading (dBuV)	Detector	Corr. factor (dB/m)	Result (dBuV/m)	Limit (dBuV/m)	Ant.Pos (cm)	Tab.Pos (deg.)	Margin (dB)	Comment
-----	-----------------	----------------	----------	---------------------	-----------------	----------------	--------------	----------------	-------------	---------