

APPLICATION FOR CERTIFICATION
On Behalf of

Eastman Kodak Company

Kodak EasyShare W820 Wireless Digital Frame

Model Number: W820

FCC ID: PA4DPFW820

Prepared for : Eastman Kodak Company
343 State St. Rochester, NY 14650-0124 USA

Prepared By : Audix Technology (Shenzhen) Co., Ltd.
No. 6, Ke Feng Rd., 52 Block,
Shenzhen Science & Industrial Park,
Nantou, Shenzhen, Guangdong, China

Tel: (0755) 26639496

Report Number : ACS-F08349
Date of Test : Apr.24~Jul.26, 2008
Date of Report : Jul.31, 2008

TABLE OF CONTENTS

Description	Page
FCC Test Report for Certification	
1. SUMMARY OF STANDARDS AND RESULTS.....	1-1
1.1. Description of Standards and Results	1-1
2. GENERAL INFORMATION	2-1
2.1. Description of Device (EUT).....	2-1
2.2. Power vs data rate	2-3
2.3. Test Facility	2-4
2.4. Measurement Uncertainty	2-4
3. POWER LINE CONDUCTED EMISSION TEST	3-1
3.1. Test Equipments.....	3-1
3.2. Block Diagram of Test Setup.....	3-1
3.3. Power Line Conducted Emission Test Limits.....	3-1
3.4. Configuration of EUT on Test	3-1
3.5. Operating Condition of EUT.....	3-2
3.6. Test Procedure.....	3-2
3.7. Power Line Conducted Emission Test Results	3-2
4. RADIATED EMISSION TEST	4-1
4.1. Test Equipment	4-1
4.2. Block Diagram of Test Setup.....	4-1
4.3. Radiated Emission Limit.....	4-2
4.4. EUT Configuration on Test.....	4-3
4.5. Operating Condition of EUT.....	4-3
4.6. Test Procedure.....	4-3
4.7. Radiated Emission Test Results	4-4
5. 6dB Bandwidth Test.....	5-1
5.1. Test Equipment	5-1
5.2. Test Information	5-1
5.3. Test Procedure.....	5-1
5.4. Test Results	5-1
6. OUTPUT POWER TEST.....	6-1
6.1. Test Equipment	6-1
6.2. Limit(FCC Part 15C 15.247 b(3))	6-1
6.3. Test Procedure.....	6-1
6.4. Test Results	6-1
7. BAND EDGE COMPLIANCE TEST	7-1
7.1. Test Equipment	7-1
7.2. Limit.....	7-1
7.3. Test Produce	7-1
7.4. Test Results	7-1
8. POWER SPECTRAL DENSITY TEST	8-1
8.1. Test Equipment	8-1
8.2. Limit.....	8-1
8.3. Test Procedure.....	8-1
8.4. Test Results	8-1
9. MPE ESTIMATION.....	9-1
9.1. Limit for General Population / Uncontrolled Exposures	9-1

- 9.2. Estimation Result9-1
- 10. ANTENNA REQUIREMENT 10-1**
- 11. DEVIATION TO TEST SPECIFICATIONS..... 11-1**
- 12. PHOTOGRAPH OF TEST 12-1**
 - 12.1. Photos of Power Line Conducted Emission Test 12-1
 - 12.2. Photos of Radiated Emission Test..... 12-2

TEST REPORT CERTIFICATION

Applicant : Eastman Kodak Company
 Manufacturer : ENSKY TECHNOLOGY CO., LTD.
 EUT Description : Kodak EasyShare W820 Wireless Digital Frame
 (A) MODEL NO. : W820
 (B) SERIAL NO. : N/A
 (C) POWER SUPPLY : DC 12V From Adapter AC 120V/60Hz
 (D) TEST VOLTAGE : DC 12V From Adapter AC 120V/60Hz

Test Procedure Used:

FCC Rules and Regulations Part 15 Subpart C 2007

The device described above is tested by AUDIX TECHNOLOGY (SHENZHEN) CO., LTD. to determine the maximum emission levels emanating from the device. The maximum emission levels are compared to the FCC Part 15 Subpart C limits both radiated and conducted emissions.

The test results are contained in this test report and AUDIX TECHNOLOGY (SHENZHEN) CO., LTD. is assumed full responsibility for the accuracy and completeness of these tests. Also, this report shows that the Equipment Under Test (EUT) is to be technically compliant with the FCC requirements.

This report applies to above tested sample only. This report shall not be reproduced in part without written approval of AUDIX TECHNOLOGY (SHENZHEN) CO., LTD.

Date of Test : Apr.24~ Jul.26, 2008

Prepared by : Edie Huang
 Edie Huang / Assistant

Reviewer : Jamy Yu
 Jamy Yu / Senior Engineer

Approved & Authorized Signer : Ken Lu
 Ken Lu / Deputy Manager



1. SUMMARY OF STANDARDS AND RESULTS

1.1. Description of Standards and Results

The EUT have been tested according to the applicable standards as referenced below.

EMISSION		
Description of Test Item	Standard	Results
Conducted Emission Test	FCC Part 15: 15.207 ANSI C63.4: 2003	PASS
Radiated Emission Test	FCC Part 15: 15.209 ANSI C63.4: 2003	PASS
6dB Bandwidth Test	FCC Part 15: 15.247 KDB58074	PASS
Output Power Test	FCC Part 15: 15.247 KDB58074	PASS
Band Edge Compliance Test	FCC Part 15: 15.247 KDB58074	PASS
Power Spectral Density Test	FCC Part 15: 15.247 KDB58074	PASS
MPE ESTIMATION	FCC Part 2: 2.1093	PASS
Antenna requirement	FCC Part 15: 15.203	PASS

2. GENERAL INFORMATION

2.1. Description of Device (EUT)

Product name	:	Kodak EasyShare W820 Wireless Digital Frame
Model Number	:	W820
Operation frequency	:	2.412GHz-----2.462GHz ISM Band
Channel Number	:	11
Channel Frequency	:	$F = 2412 + 5(K-1)$ K=1,2,.....11
Radio Technology	:	IEEE 802.11b and IEEE 802.11g
Modulation Technology	:	DSSS for IEEE 802.11b and OFDM for IEEE802.11g
Data Rate	:	IEEE 802.11b: 11/5.5/2/1Mbps. IEEE 802.11g: 54/48/36/24/18/12/9/6Mbps
Output Power	:	21.89dBm (Maximum measured)
Antenna Assembly Gain	:	1.52dBi (maximum)
Applicant	:	Eastman Kodak Company 343 State St. Rochester, NY 14650-0124 USA
Manufacturer	:	ENSKY TECHNOLOGY CO., LTD. 11F, NO.69, Sec.1, Chung Shan Rd., Pan Chiao City, Taipei Hsien, Taiwan R.O.C
Adapter 1#	:	Manufacturer: LEADER ELECTRONICS INC M/N: MU18-2120150-A1 Cable: Unshielded, Undetachable, 2.0m (with one core) (Record as I.T.E Adapter in the test data)
Adapter 2#, 3#, 4# (See note)	:	Manufacturer: PHIHONG M/N: PSA 18R-120P Cable: Unshielded, Undetachable, 2.0m (with one core) (Record as PHIHONG Adapter in the test data)
Date of Test	:	Jul.24~Jul.26, 2008
Date of Receipt	:	Jul.22, 2008
Sample Type	:	Prototype production

Note: This EUT have four adapters, and adapter 2,3,4 are identical in internal electrical, mechanical and physical constructions except with different external power pin, also adapter 2,3,4 have the same manufacturer and model number. so for adapter 2,3,4 only one was chosen for test. Adapter 1 is another manufacture's product, and have the same voltage input and output with adapter 2,3,4 According exploratory test this only influence radiated emissions below 1GHz,and power conducted emissions, so only radiated emissions below 1GHz and power conducted emissions was performed with adapter 1,and adapter 2. All other test was performed with adapter 1.

2.2.Power vs data rate

Mode	Data rate (Mbps)	CH	Peak read (dBm)	Cable loss (dB)	Attenuator (dB)	Result (dBm)	Limit (dBm)
IEEE802.11b	1	CH1	-5.13	1.9	20	16.77	30
		CH6	-4.44	1.9	20	17.46	30
		CH11	-4.77	1.9	20	17.13	30
	2	CH1	-5.25	1.9	20	16.65	30
		CH6	-4.49	1.9	20	17.41	30
		CH11	-4.82	1.9	20	17.08	30
	5.5	CH1	-5.73	1.9	20	16.17	30
		CH6	-4.91	1.9	20	16.99	30
		CH11	-5.12	1.9	20	16.78	30
	11	CH1	-5.57	1.9	20	16.33	30
		CH6	-4.62	1.9	20	17.28	30
		CH11	-5.08	1.9	20	16.82	30
IEEE802.11g	6	CH1	-2.79	1.9	20	19.11	30
		CH6	-0.01	1.9	20	21.89	30
		CH11	-0.51	1.9	20	21.39	30
	9	CH1	-2.92	1.9	20	18.98	30
		CH6	-0.37	1.9	20	21.53	30
		CH11	-0.84	1.9	20	21.06	30
IEEE802.11g	12	CH1	-3.05	1.9	20	18.85	30
		CH6	-0.24	1.9	20	21.66	30
		CH11	-0.89	1.9	20	21.01	30
	24	CH1	-2.91	1.9	20	18.99	30
		CH6	-0.28	1.9	20	21.62	30
		CH11	-0.72	1.9	20	21.18	30
	36	CH1	-3.49	1.9	20	18.41	30
		CH6	-1.41	1.9	20	20.49	30
		CH11	-1.38	1.9	20	20.52	30
	48	CH1	-3.87	1.9	20	18.03	30
		CH6	-2.14	1.9	20	19.76	30
		CH11	-1.89	1.9	20	20.01	30
	54	CH1	-3.47	1.9	20	18.43	30
		CH6	-2.11	1.9	20	19.79	30
		CH11	-1.92	1.9	20	19.98	30

When IEEE 802.11b's data rate was 1Mbps; IEEE 802.11g's data rate was 6Mbps the EUT have maximum output power and all the test was performed in this data rate set

2.3. Test Facility

Site Description Name of Firm	:	Audix Technology (Shenzhen) Co., Ltd. No. 6, Ke Feng Rd., 52 Block, Shenzhen Science & Industrial Park, Nantou, Shenzhen, Guangdong, China
3m Anechoic Chamber	:	Jun.13, 2006 File on Federal Communication Commission Registration Number: 90454
3m & 10m Anechoic Chamber	:	Jan.31, 2007 File on Federal Communication Commission Registration Number: 794232
EMC Lab.	:	Accredited by DATech, German Registration Number: DAT-P-091/99-01 Dec.20, 2007 Accredited by NVLAP, USA NVLAP Code: 200372-0 Apr.01, 2008

2.4. Measurement Uncertainty

No.	Item	Uncertainty
1.	Uncertainty for Conducted Emission Test	1.22dB
2.	Uncertainty for Radiated Emission Test<1GHz	4.62dB
3.	Uncertainty for Radiated Emission Test>1GHz	4.79dB
4.	Uncertainty for Frequency measure	0.42×10^{-6}
5.	Uncertainty for conducted power measure	0.112

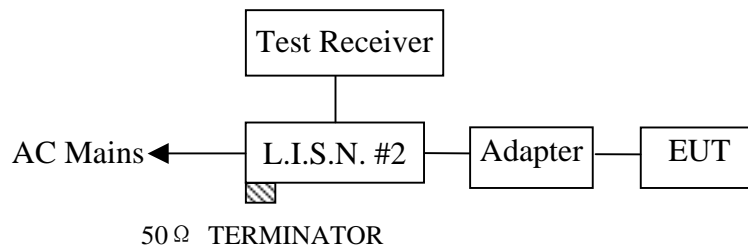
3. POWER LINE CONDUCTED EMISSION TEST

3.1. Test Equipments

Item	Equipment	Manufacturer	Model No.	Serial No.	Last Cal.	Cal. Interval
1.	Test Receiver	Rohde & Schwarz	ESHS10	844077/020	Mar.07, 08	1 Year
2.	L.I.S.N.#2	Kyoritsu	KNW-407	8-1636-1	May 10,08	1 Year
3.	Terminator	Hubersuhner	50Ω	No. 1	May 10,08	1 Year
4.	RF Cable	Fujikura	3D-2W	LISN Cable 1#	Jul.08, 08	1/2 Year
5.	Coaxial Switch	Anritsu	MP59B	M55367	Jul.08, 08	1/2 Year
6.	Pulse Limiter	Rohde & Schwarz	ESH3-Z2	100340	Jul.08, 08	1/2 Year

3.2. Block Diagram of Test Setup

3.2.1. Block diagram of connection between the EUT and simulators



(EUT: Kodak EasyShare W820 Wireless Digital Frame)

3.3. Power Line Conducted Emission Test Limits

Frequency	Maximum RF Line Voltage	
	Quasi-Peak Level dB(μV)	Average Level dB(μV)
150kHz ~ 500kHz	66 ~ 56*	56 ~ 46*
500kHz ~ 5MHz	56	46
5MHz ~ 30MHz	60	50

Notes: 1. * Decreasing linearly with logarithm of frequency.

2. The lower limit shall apply at the transition frequencies.

3.4. Configuration of EUT on Test

The following equipment are installed on Power Line Conducted Emission Test to meet the commission requirement and operating regulations in a manner which tends to maximize its emission characteristics in a normal application.

3.4.1. Kodak EasyShare W820 Wireless Digital Frame (EUT)

Model Number : W820
Serial Number : N/A

3.5. Operating Condition of EUT

3.5.1. Setup the EUT and simulator as shown as Section 3.2.

3.5.2. Turn on the power of all equipment.

3.5.3. Let the EUT worked in test mode (Tx Mode) and measured it.

3.6. Test Procedure

The EUT is connected to the power mains through a line impedance stabilization network (L.I.S.N.#2). This provides a 50 ohm coupling impedance for the EUT. Please refer the block diagram of the test setup and photographs. Both sides of AC line are checked to find out the maximum conducted emission. In order to find the maximum emission levels, the relative positions of equipment and all of the interface cables shall be changed according to ANSI C63.4: 2003 on Conducted Emission Test.

The bandwidth of test receiver (R & S ESHS10) is set at 10kHz.

The frequency range from 150kHz to 30MHz is checked.

The test result are reported on Section 3.7.,

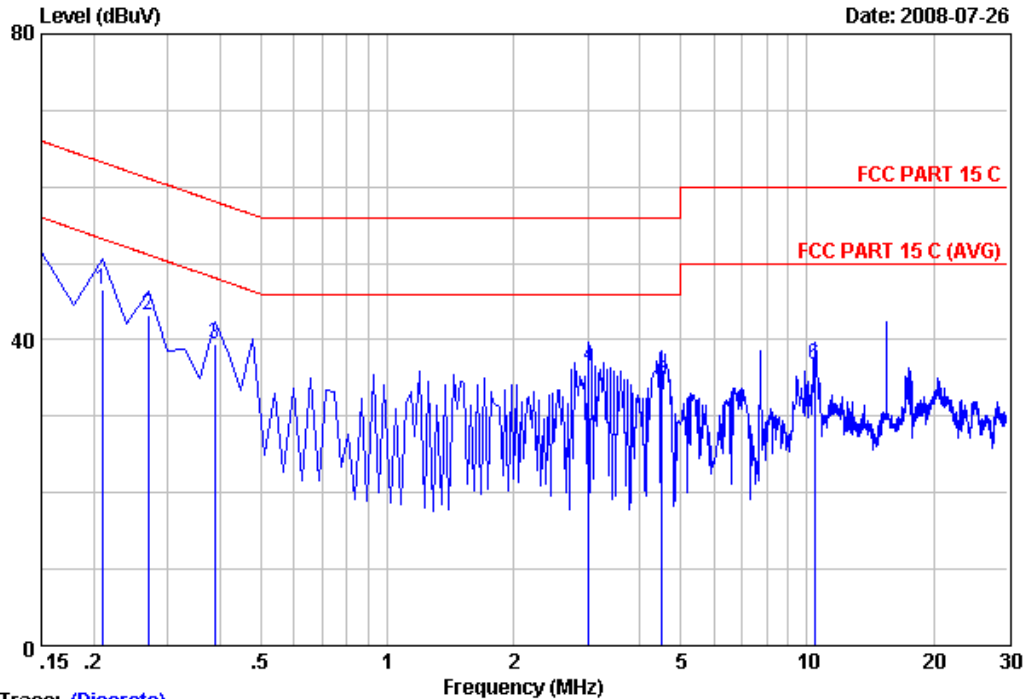
3.7. Power Line Conducted Emission Test Results

PASS. (All emissions not reported below are too low against the prescribed limits.)



NO.6 Ke Feng Road,Block 52,
Shenzhen Science&Industry Park
Nantou, Shenzhen,Guang dong, China.
Tel:+86-755-26639495
Fax:+86-755-26632877
Postcode:518057

Data: 4 File: D:\emc 002\DATA\2008 Report\E\ENSKY\ACS8Q644.EMI (24)



Trace: (Discrete)

Site no :Audix No.1 Conduction Data no :4
 Dis./Ant. :-- KNW407 1# VA LISN phase:
 Limit :FCC PART 15 C
 Env./Ins. :29.5*C/55% ESHS 10 Engineer :Jamy
 EUT :Kodak EasyShare W820 Wireless Digital Frame
 Power Rating :DC 12V From adapter 120V/60Hz
 Test Mode :Tx Mode
 M/N :W820
 Memo :Adapter: I.T.E

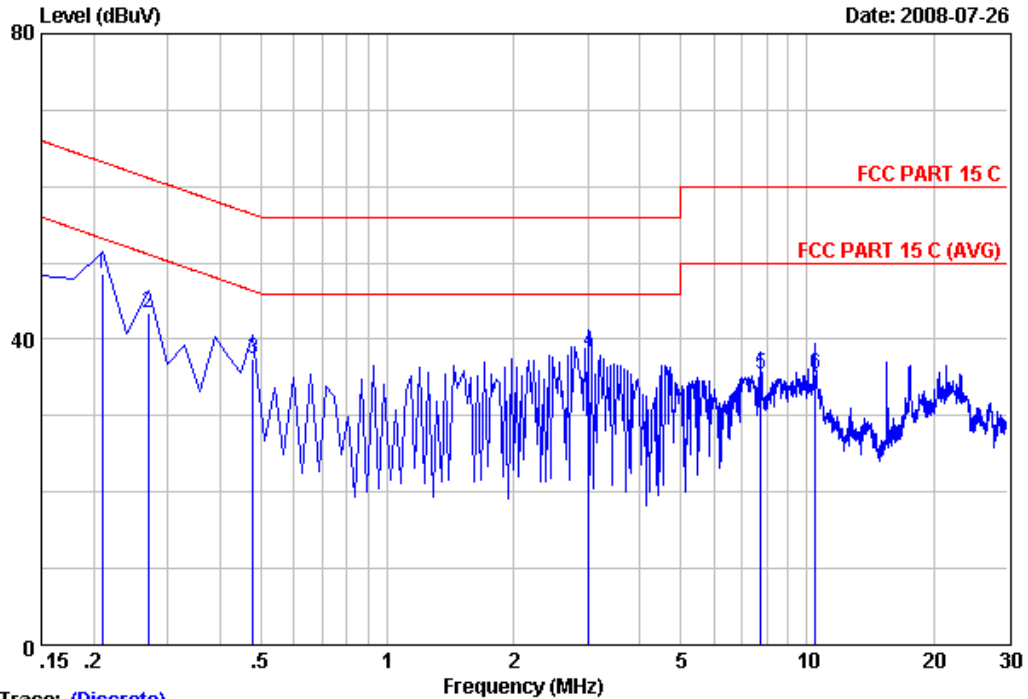
No	Freq (MHz)	LISN Factor (dB)	Cable Loss (dB)	Reading (dBuV)	Emission Level (dBuV)	Limits (dBuV)	Margin (dB)	Remark
1	0.21	0.29	10.15	36.19	46.63	63.22	16.59	QP
2	0.27	0.27	10.15	32.91	43.33	61.14	17.81	QP
3	0.39	0.23	10.14	28.99	39.36	58.09	18.73	QP
4	3.02	0.10	10.17	26.29	36.56	56.00	19.44	QP
5	4.51	0.10	10.19	24.29	34.58	56.00	21.42	QP
6	10.42	0.21	10.25	26.27	36.73	60.00	23.27	QP

Remarks: 1.Emission Level=LISN Factor+Cable Loss+Reading.
 2.If the average limit is met when using a quasi-peak detector.
 the EUT shall be deemed to meet both limits and measurement
 with average detector is unnecessary.



NO.6 Ke Feng Road,Block 52,
Shenzhen Science&Industry Park
Nantou, Shenzhen,Guang dong, China.
Tel:+86-755-26639495
Fax:+86-755-26632877
Postcode:518057

Data: 3 File: D:\emc 002\DATA\2008 Report\E\ENSKY\ACS8Q644.EMI (24)



Trace: (Discrete)

Site no :Audix No.1 Conduction Data no :3
 Dis./Ant. :-- KNW407 1# VB LISN phase:
 Limit :FCC PART 15 C
 Env./Ins. :29.5*C/55% ESHS 10 Engineer :Jamy
 EUT :Kodak EasyShare W820 Wireless Digital Frame
 Power Rating :DC 12V From adapter 120V/60Hz
 Test Mode :Tx Mode
 M/N :W820
 Memo :Adapter: I.T.E

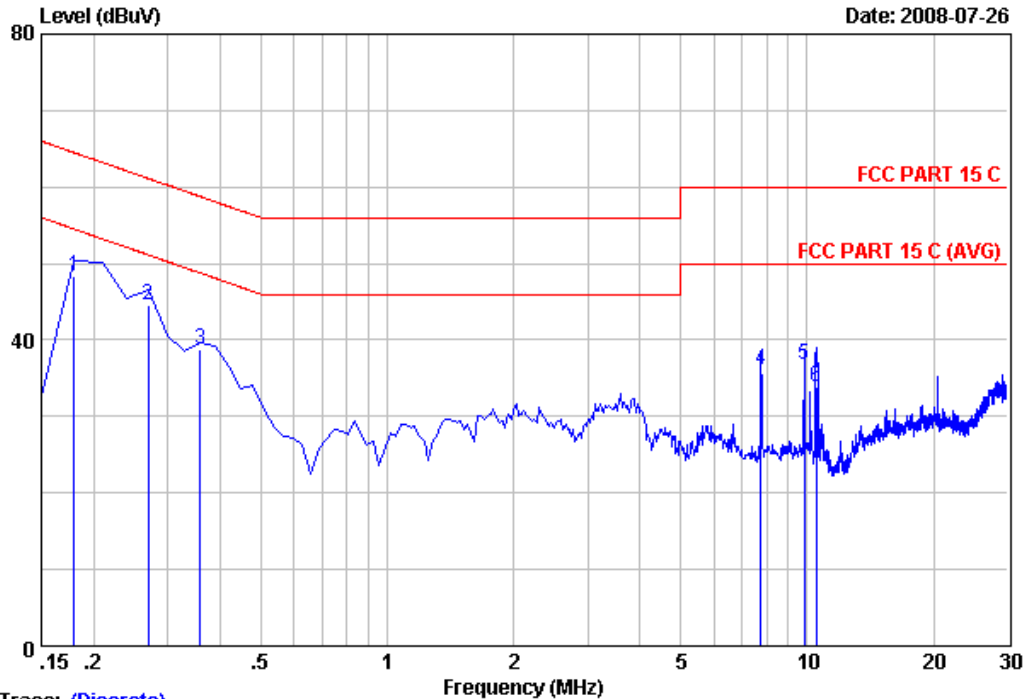
No	Freq (MHz)	LISN Factor (dB)	Cable Loss (dB)	Reading (dBuV)	Emission Level (dBuV)	Limits (dBuV)	Margin (dB)	Remark
1	0.21	0.11	10.15	38.28	48.54	63.22	14.68	QP
2	0.27	0.13	10.15	33.18	43.46	61.14	17.68	QP
3	0.48	0.20	10.14	27.20	37.54	56.37	18.83	QP
4	3.02	0.03	10.17	28.06	38.26	56.00	17.74	QP
5	7.76	0.07	10.23	25.13	35.43	60.00	24.57	QP
6	10.45	0.12	10.25	25.15	35.52	60.00	24.48	QP

Remarks: 1.Emission Level=LISN Factor+Cable Loss+Reading.
 2.If the average limit is met when using a quasi-peak detector.
 the EUT shall be deemed to meet both limits and measurement
 with average detector is unnecessary.



NO.6 Ke Feng Road,Block 52,
Shenzhen Science&Industry Park
Nantou, Shenzhen,Guang dong, China.
Tel:+86-755-26639495
Fax:+86-755-26632877
Postcode:518057

Data: 1 File: D:\emc 002\DATA\2008 Report\I\ENSKY\ACS8Q644.EMI (24)



Trace: (Discrete)

Site no :Audix No.1 Conduction Data no :1
 Dis./Ant. :-- KNW407 1# VA LISN phase:
 Limit :FCC PART 15 C
 Env./Ins. :29.5*C/55% ESHS 10 Engineer :Jamy
 EUT :Kodak EasyShare W820 Wireless Digital Frame
 Power Rating :DC 12V From adapter 120V/60Hz
 Test Mode :Tx Mode
 M/N :W820
 Memo :Adapter: PHIHONG

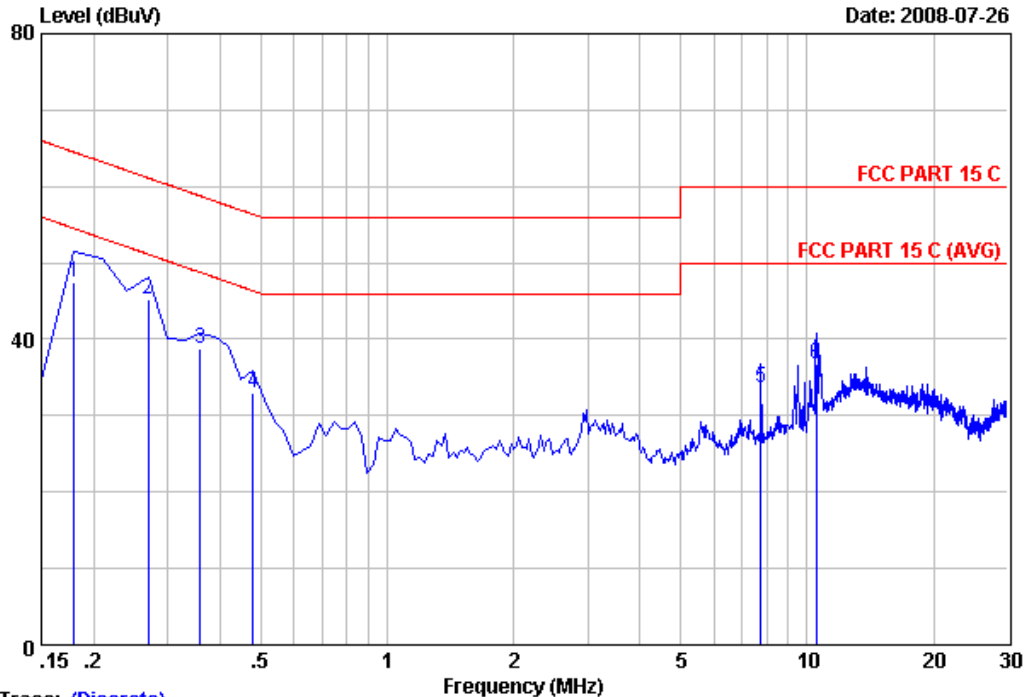
No	Freq (MHz)	LISN Factor (dB)	Cable Loss (dB)	Reading (dBuV)	Emission Level (dBuV)	Limits (dBuV)	Margin (dB)	Remark
1	0.18	0.29	10.15	37.98	48.42	64.49	16.07	QP
2	0.27	0.27	10.15	34.05	44.47	61.14	16.67	QP
3	0.36	0.24	10.14	28.34	38.72	58.75	20.03	QP
4	7.76	0.20	10.23	25.61	36.04	60.00	23.96	QP
5	9.82	0.20	10.25	26.39	36.84	60.00	23.16	QP
6	10.51	0.21	10.25	23.50	33.96	60.00	26.04	QP

Remarks: 1.Emission Level=LISN Factor+Cable Loss+Reading.
 2.If the average limit is met when using a quasi-peak detector.
 the EUT shall be deemed to meet both limits and measurement
 with average detector is unnecessary.



NO.6 Ke Feng Road,Block 52,
Shenzhen Science&Industry Park
Nantou, Shenzhen,Guang dong, China.
Tel:+86-755-26639495
Fax:+86-755-26632877
Postcode:518057

Data: 2 File: D:\emc 002\DATA\2008 Report\E\ENSKY\ACS8Q644.EMI (24)



Trace: (Discrete)

Site no :Audix No.1 Conduction Data no :2
 Dis./Ant. :-- KNW407 1# VB LISN phase:
 Limit :FCC PART 15 C
 Env./Ins. :29.5°C/55% ESHS 10 Engineer :Jamy
 EUT :Kodak EasyShare W820 Wireless Digital Frame
 Power Rating :DC 12V From adapter 120V/60Hz
 Test Mode :Tx Mode
 M/N :W820
 Memo :Adapter: PHIHONG

No	Freq (MHz)	LISN Factor (dB)	Cable Loss (dB)	Reading (dBuV)	Emission Level (dBuV)	Limits (dBuV)	Margin (dB)	Remark
1	0.18	0.15	10.15	37.27	47.57	64.49	16.92	QP
2	0.27	0.13	10.15	34.88	45.16	61.14	15.98	QP
3	0.36	0.16	10.14	28.57	38.87	58.75	19.88	QP
4	0.48	0.20	10.14	22.56	32.90	56.37	23.47	QP
5	7.76	0.07	10.23	23.41	33.71	60.00	26.29	QP
6	10.51	0.12	10.25	26.43	36.80	60.00	23.20	QP

Remarks: 1.Emission Level=LISN Factor+Cable Loss+Reading.
 2.If the average limit is met when using a quasi-peak detector.
 the EUT shall be deemed to meet both limits and measurement
 with average detector is unnecessary.

4. RADIATED EMISSION TEST

4.1. Test Equipment

The following test equipments are used during the radiated emission test:

4.1.1. For Anechoic Chamber

Frequency rang: 30~1000MHz

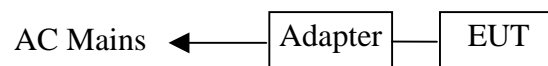
Item	Equipment	Manufacturer	Model No.	Serial No.	Last Cal.	Cal. Interval
1.	3#Chamber	AUDIX	N/A	N/A	Jun.09,08	1/2 Year
2.	EMI Spectrum	Agilent	E7403A	MY42000106	May 10, 08	1 Year
3.	Test Receiver	Rohde & Schwarz	ESVS20	830350/005	May 10, 08	1 Year
4.	Amplifier	HP	8447D	2648A04738	Jul.08.08	1/2 Year
5.	Bilog Antenna	Schaffner	CBL6112D	25237	Feb.21, 08	1 Year
6.	RF Cable	JINGCHENG	KLMR400	3# Chamber No.1	Jul.08.08	1/2 Year
7.	RF Cable	JINGCHENG	JBV400	3# Chamber No.2	Jul.08.08	1/2 Year
8.	RF Cable	JINGCHENG	JBV400	3# Chamber No.3	Jul.08.08	1/2 Year
9.	RF Cable	JINGCHENG	JBV400	3# Chamber No.4	Jul.08.08	1/2 Year
10.	Coaxial Switch	Anritsu	MP59B	M73989	Jul.08.08	1/2 Year

Frequency rang: above 1000MHz

Item	Equipment	Manufacturer	Model No.	Serial No.	Last Cal.	Cal. Interval
1.	Spectrum	Agilent	E4446A	MY41440292	May 11, 07	1 Year
2.	Amp	HP	8449B	3008A00863	May 11, 07	1 Year
3.	Antenna	EMCO	3115	9607-4877	May 28, 08	1.5 Year
4.	Antenna	EMCO	3116	00060088	May 28, 07	1 Year
5.	HF Cable	Hubersuhne	Sucoflex104	-	May 11, 07	1 Year

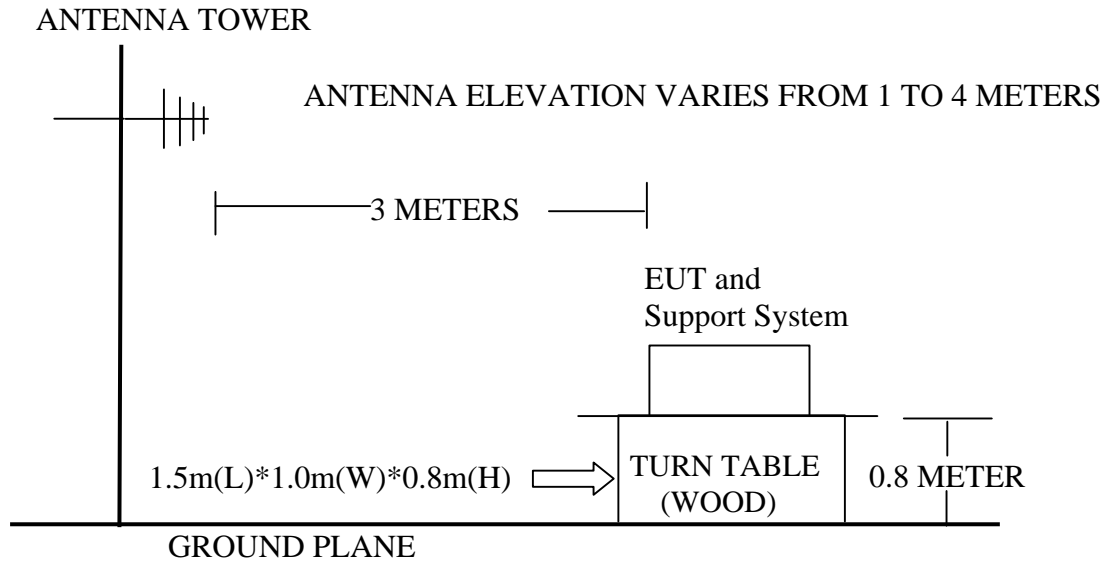
4.2. Block Diagram of Test Setup

4.2.1. Block diagram of connection between the EUT and simulators



(EUT: Kodak EasyShare W820 Wireless Digital Frame)

4.2.2. In Anechoic Chamber



4.3. Radiated Emission Limit

4.3.1.15.209 limits

FREQUENCY MHz	DISTANCE Meters	FIELD STRENGTHS LIMIT	
		$\mu\text{V}/\text{m}$	$\text{dB}(\mu\text{V})/\text{m}$
30 ~ 88	3	100	40.0
88 ~ 216	3	150	43.5
216 ~ 960	3	200	46.0
960 ~ 1000	3	500	54.0
Above 1000	3	74.0 $\text{dB}(\mu\text{V})/\text{m}$ (Peak) 54.0 $\text{dB}(\mu\text{V})/\text{m}$ (Average)	

- Remark :
- (1) Emission level $\text{dB}\mu\text{V} = 20 \log$ Emission level $\mu\text{V}/\text{m}$
 - (2) The smaller limit shall apply at the cross point between two frequency bands.

4.3.2.15.205 Restricted bands of operation

MHz	MHz	MHz	GHz
0.090 - 0.110	16.42 - 16.423	399.9 - 410	4.5 - 5.15
¹ 0.495 - 0.505	16.69475 - 16.69525	608 - 614	5.35 - 5.46
2.1735 - 2.1905	16.80425 - 16.80475	960 - 1240	7.25 - 7.75
4.125 - 4.128	25.5 - 25.67	1300 - 1427	8.025 - 8.5
4.17725 - 4.17775	37.5 - 38.25	1435 - 1626.5	9.0 - 9.2
4.20725 - 4.20775	73 - 74.6	1645.5 - 1646.5	9.3 - 9.5
6.215 - 6.218	74.8 - 75.2	1660 - 1710	10.6 - 12.7
6.26775 - 6.26825	108 - 121.94	1718.8 - 1722.2	13.25 - 13.4
6.31175 - 6.31225	123 - 138	2200 - 2300	14.47 - 14.5
8.291 - 8.294	149.9 - 150.05	2310 - 2390	15.35 - 16.2
8.362 - 8.366	156.52475 - 156.52525	2483.5 - 2500	17.7 - 21.4
8.37625 - 8.38675	156.7 - 156.9	2690 - 2900	22.01 - 23.12
8.41425 - 8.41475	162.0125 - 167.17	3260 - 3267	23.6 - 24.0
12.29 - 12.293	167.72 - 173.2	3332 - 3339	31.2 - 31.8
12.51975 - 12.52025	240 - 285	3345.8 - 3358	36.43 - 36.5
12.57675 - 12.57725	322 - 335.4	3600 - 4400	(²)

All the emissions appearing within these frequency bands shall not exceed the limits shown in 15.209, all the other emissions shall be at least 20dB below the fundamental emissions, or comply with 15.209 limits.

4.4.EUT Configuration on Test

The following equipment are installed on Radiated Emission Test to meet the commission requirements and operating regulations in a manner which tends to maximize its emission characteristics in normal application.

4.4.1.Kodak EasyShare W820 Wireless Digital Frame (EUT)

Model Number : W820
Serial Number : N/A

4.5.Operating Condition of EUT

4.5.1.Setup the EUT and simulator as shown as Section 4.2.

4.5.2.Turn on the power of all equipment.

4.5.3.Let the EUT worked in test mode (Tx Mode) and measured it.

4.6.Test Procedure

EUT and its simulators are placed on a turn table, which is 0.8 meter high above ground. The turn table can rotate 360 degrees to determine the position of the maximum emission level. Power on the EUT and let it work normally, we use a keyboard test soft ware, let EUT working in test mode, then test it. EUT is set 3 meters away from the receiving antenna, which is mounted on a antenna tower. The antenna can be moved up and down between 1 meter and 4 meters to find out the maximum emission level. Broadband antenna (calibrated bilog antenna) is used as receiving antenna. Both horizontal and vertical polarization of the antenna are set on test.

The bandwidth of the test receiver (R&S ESVS20) is set at 120kHz for frequency range from 30MHz to 1000 MHz.

The bandwidth of the Spectrum's VBW is set at 1MHz and RBW is set at 1MHz for peak emissions measurement above 1GHz and 1MHz RBW, 10Hz VBW for average emissions measure above 1GHz

The frequency range from 30MHz to 10th (25GHz) harmonic are checked. and no any emissions were found from 18GHz to 25 GHz, So the radiated emissions from 18GHz to 25GHz were not record.

4.7.Radiated Emission Test Results

PASS.

All the emissions from 30MHz to 25 GHz are comply with 15.209 limits

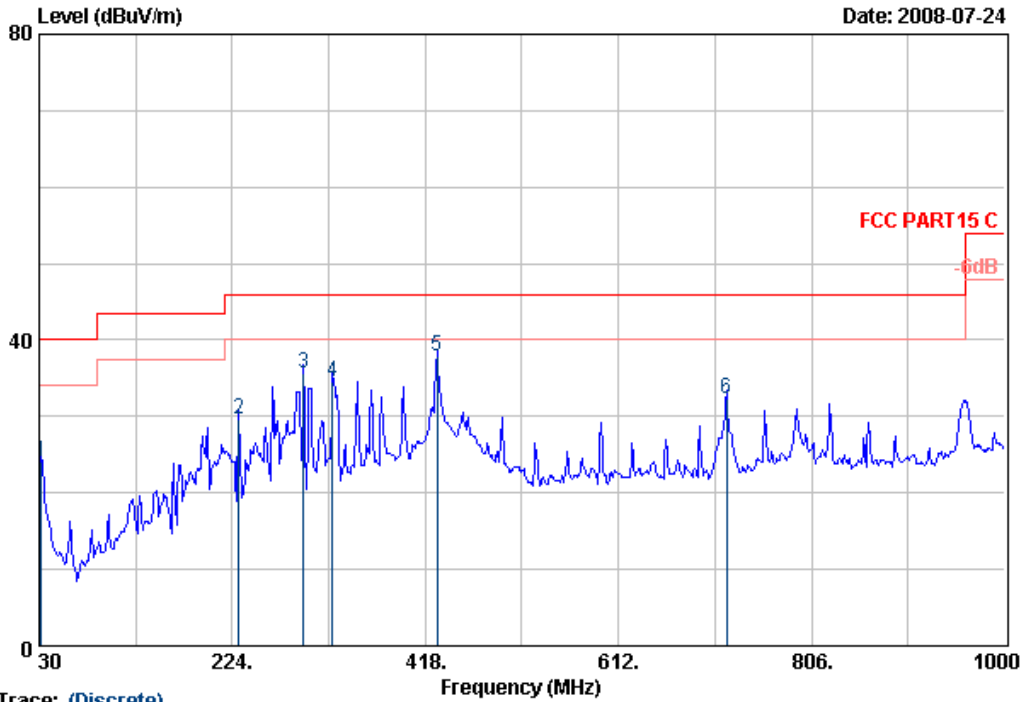
Frequency: 30MHz~1GHz



No.6 Ke Feng Road,Block 52,
Shenzhen Science & Industry Park
Noutou, Shenzhen, Guangdong, China
Tel:+86-755-26639495
Fax:+86-755-26632877
Postcode:518057

Data: 4 File: D:\2008 Report Data\E\ENSKY\ACS8Q644.EMI (7)

Date: 2008-07-24



Trace: (Discrete)

Site no. : 3# Chamber Radiation Data no. : 4
Dis. / Ant. : 3m CBL6112D Ant. pol. : HORIZONTAL
Limit : FCC PART15 C
Env. / Ins. : 24*C/56% ESVS20 Engineer : Jamy
EUT : Kodak EasyShare W820 Wireless Digital Frame
Power Rating : DC 12V From adapter 120V/60Hz
Test Mode : Tx Mode
Memo1 : M/N:W820
Memo2 : Adaptor: I.T.E

	Ant.	Cable	Emission					
Freq. (MHz)	Factor (dB/m)	Loss (dB)	Reading (dBuV)	Level (dBuV/m)	Limits (dBuV/m)	Margin (dB)	Remark	
1	31.94	18.40	0.54	5.07	24.01	40.00	15.99	QP
2	230.79	10.28	1.13	18.30	29.71	46.00	16.29	QP
3	295.78	12.71	1.35	21.65	35.71	46.00	10.29	QP
4	324.88	14.04	1.45	19.15	34.64	46.00	11.36	QP
5	429.64	16.77	1.69	19.41	37.87	46.00	8.13	QP
6	720.64	18.89	2.29	11.20	32.38	46.00	13.62	QP

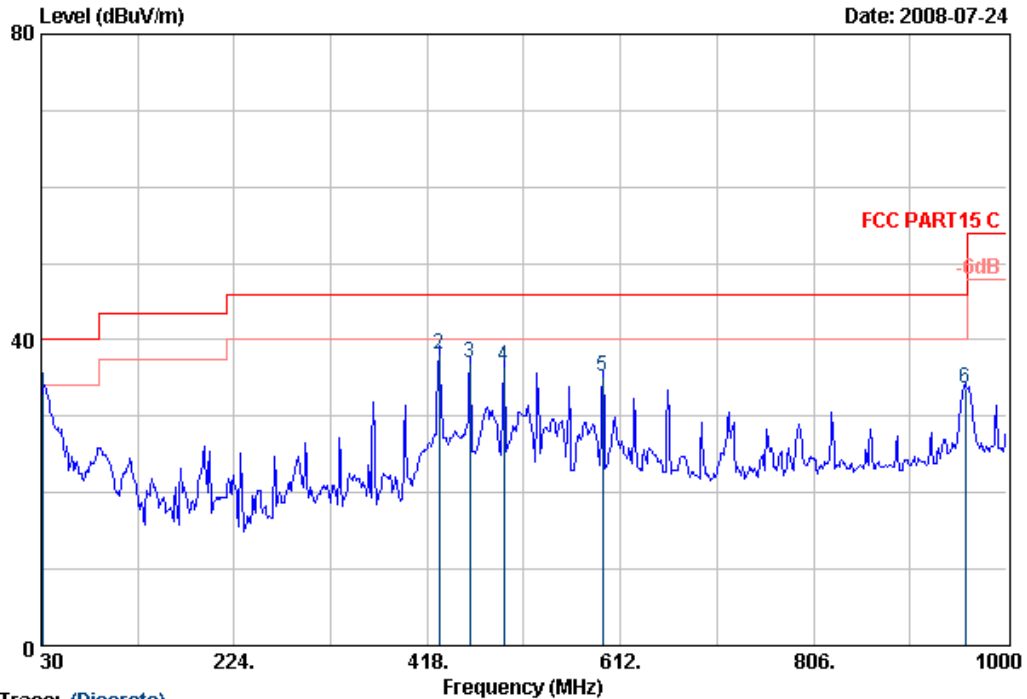
Remarks: 1. Emission Level= Antenna Factor + Cable Loss + Reading.
2. The emission levels that are 20dB below the official limit are not reported.



No.6 Ke Feng Road,B1;ck 52,
 ShenZhen Science & Industry Park
 Noutou, ShenZhen, GuangDong, China
 Tel:+86-755-26639495
 Fax:+86-755-26632877
 Postcode:518057

Data: 5 File: D:\2008 Report Data\E\ENSKY\ACS8Q644.EMI (7)

Date: 2008-07-24



Trace: (Discrete)

Site no. : 3# Chamber Radiation Data no. : 5
 Dis. / Ant. : 3m CBL6112D Ant. pol. : VERTICAL
 Limit : FCC PART15 C
 Env. / Ins. : 24*C/56% ESVS20 Engineer : Jamy
 EUT : Kodak EasyShare W820 Wireless Digital Frame
 Power Rating : DC 12V From adapter 120V/60Hz
 Test Mode : Tx Mode
 Memo1 : M/N:W820
 Memo2 : Adaptor: I.T.E

	Ant. Cable			Emission				Remark
	Freq. (MHz)	Factor (dB/m)	Loss (dB)	Reading (dBuV)	Level (dBuV/m)	Limits (dBuV/m)	Margin (dB)	
1	31.94	18.40	0.54	14.10	33.04	40.00	6.96	QP
2	429.64	16.77	1.69	19.69	38.15	46.00	7.85	QP
3	460.68	17.21	1.71	17.99	36.91	46.00	9.09	QP
4	494.63	17.73	1.78	16.93	36.44	46.00	9.56	QP
5	594.54	18.48	1.96	14.75	35.19	46.00	10.81	QP
6	958.29	20.90	2.62	10.12	33.64	46.00	12.36	QP

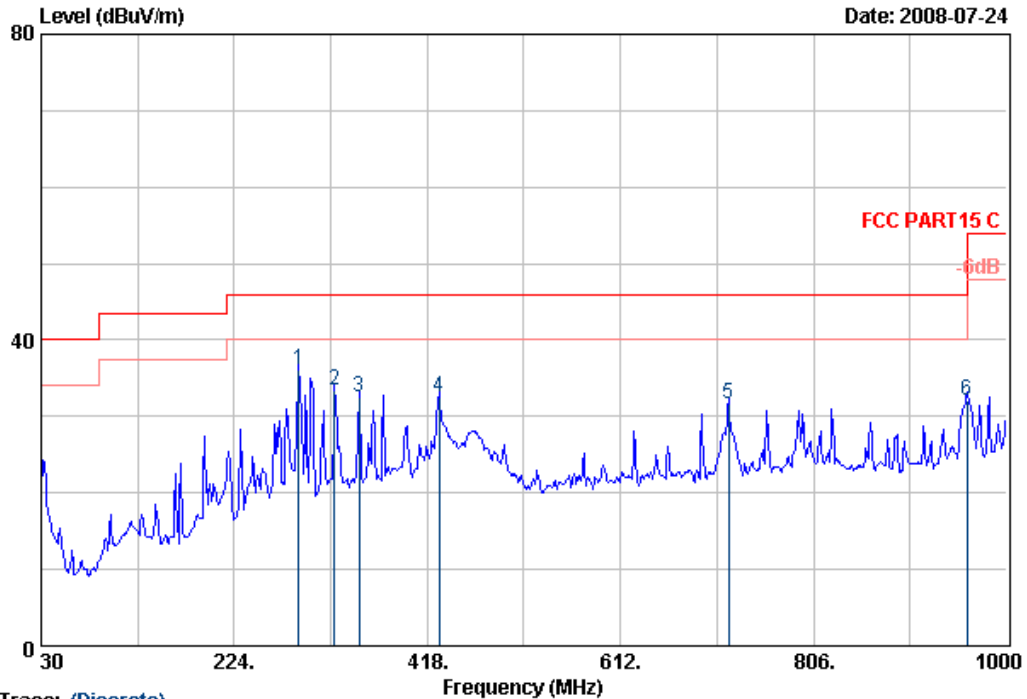
Remarks: 1. Emission Level= Antenna Factor + Cable Loss + Reading.
 2. The emission levels that are 20dB below the official limit are not reported.



No.6 Ke Feng Road,Block 52,
ShenZhen Science & Industry Park
Noutou, ShenZhen, GuangDong, China
Tel:+86-755-26639495
Fax:+86-755-26632877
Postcode:518057

Data: 7 File: D:\2008 Report Data\E\ENSKY\ACS8Q644.EMI (7)

Date: 2008-07-24



Trace: (Discrete)

Site no. : 3# Chamber Radiation Data no. : 7
 Dis. / Ant. : 3m CBL6112D Ant. pol. : HORIZONTAL
 Limit : FCC PART15 C
 Env. / Ins. : 24*C/56% ESVS20 Engineer : Jamy
 EUT : Kodak EasyShare W820 Wireless Digital Frame
 Power Rating : DC 12V From adapter 120V/60Hz
 Test Mode : Tx Mode
 Memo1 : M/N:W820
 Memo2 : Adaptor:PHIHONG

	Ant.		Cable		Emission				
	Freq.	Factor	Loss	Reading	Level	Limits	Margin	Remark	
	(MHz)	(dB/m)	(dB)	(dBuV)	(dBuV/m)	(dBuV/m)	(dB)		
1	288.99	12.80	1.33	21.99	36.12	46.00	9.88	QP	
2	324.88	14.04	1.45	17.87	33.36	46.00	12.64	QP	
3	349.13	14.16	1.47	16.88	32.51	46.00	13.49	QP	
4	429.64	16.77	1.69	14.09	32.55	46.00	13.45	QP	
5	720.64	18.89	2.29	10.37	31.55	46.00	14.45	QP	
6	960.23	20.90	2.62	8.65	32.17	54.00	21.83	QP	

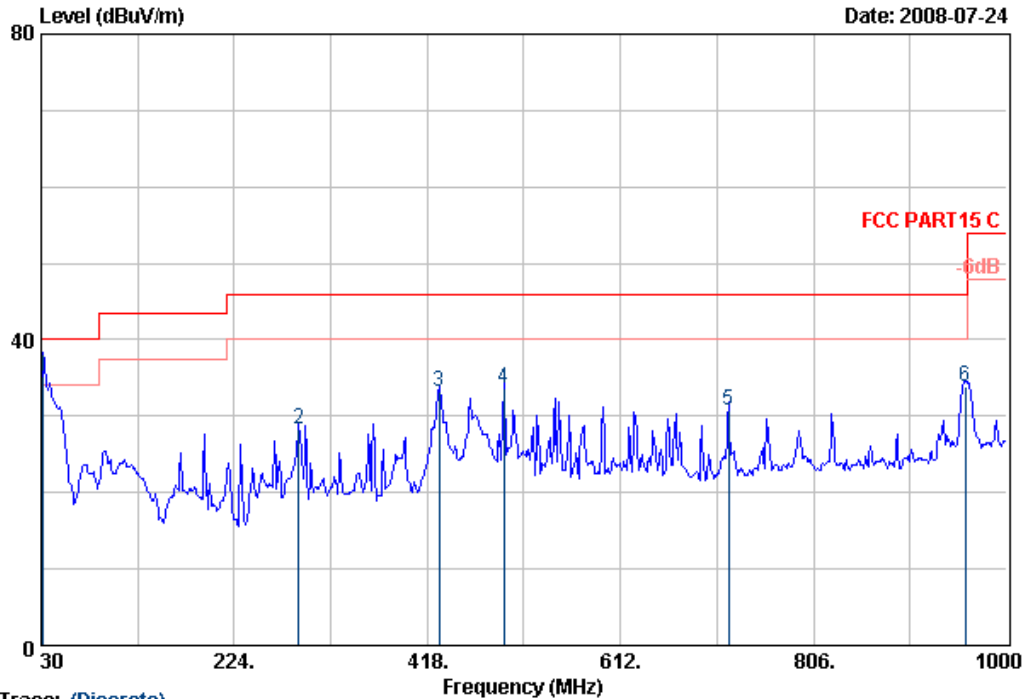
Remarks: 1. Emission Level= Antenna Factor + Cable Loss + Reading.
 2. The emission levels that are 20dB below the official limit are not reported.



No.6 Ke Feng Road,B1;ck 52,
 ShenZhen Science & Industry Park
 Noutou, ShenZhen, GuangDong, China
 Tel:+86-755-26639495
 Fax:+86-755-26632877
 Postcode:518057

Data: 6 File: D:\2008 Report Data\E\ENSKY\ACS8Q644.EMI (7)

Date: 2008-07-24



Trace: (Discrete)

Site no. : 3# Chamber Radiation Data no. : 6
 Dis. / Ant. : 3m CBL6112D Ant. pol. : VERTICAL
 Limit : FCC PART15 C
 Env. / Ins. : 24*C/56% ESVS20 Engineer : Jamy
 EUT : Kodak EasyShare W820 Wireless Digital Frame
 Power Rating : DC 12V From adapter 120V/60Hz
 Test Mode : Tx Mode
 Memo1 : M/N:W820
 Memo2 : Adaptor:PHIHONG

	Freq. (MHz)	Ant. Factor (dB/m)	Cable Loss (dB)	Reading (dBuV)	Emission Level (dBuV/m)	Limits (dBuV/m)	Margin (dB)	Remark
1	31.94	18.40	0.54	16.29	35.23	40.00	4.77	QP
2	288.99	12.80	1.33	14.06	28.19	46.00	17.81	QP
3	429.64	16.77	1.69	14.73	33.19	46.00	12.81	QP
4	494.63	17.73	1.78	14.11	33.62	46.00	12.38	QP
5	720.64	18.89	2.29	9.63	30.81	46.00	15.19	QP
6	958.29	20.90	2.62	10.32	33.84	46.00	12.16	QP

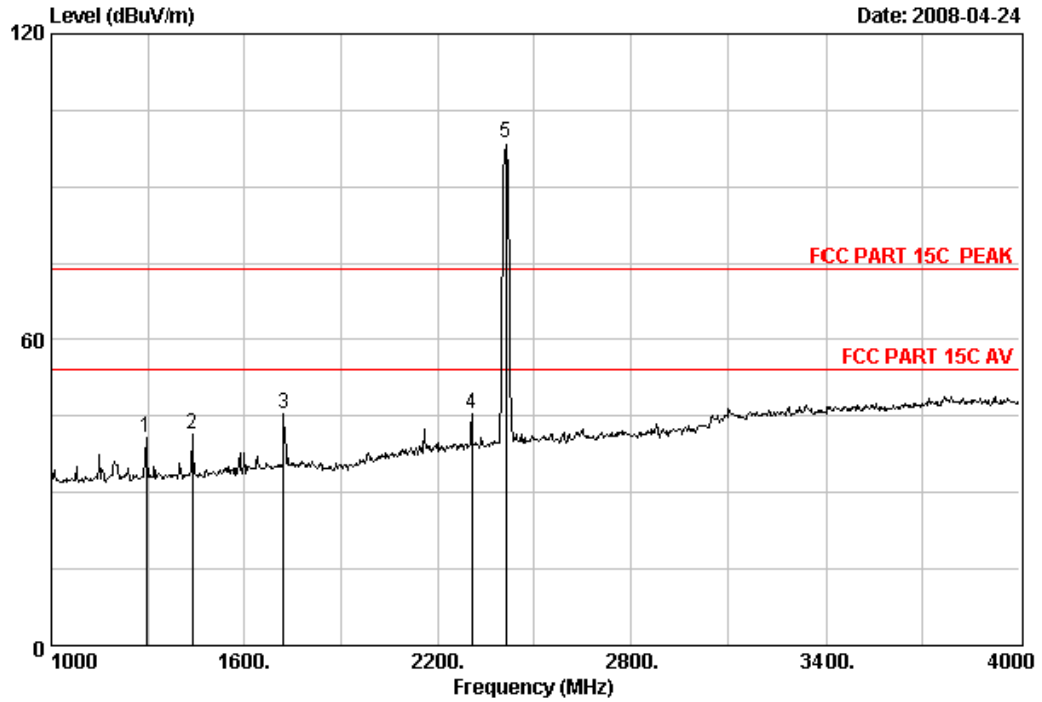
Remarks: 1. Emission Level= Antenna Factor + Cable Loss + Reading.
 2. The emission levels that are 20dB below the official limit are not reported.

Frequency: 1GHz~4GHz



No.6 Ke Feng Road,B1;ck 52,
 ShenZhen Science & Industry Park
 Noutou,ShenZhen,GuangDong,China
 Tel:+86-755-26639495-7
 Fax:+86-755-26632877
 Postcode:518057

Data: 1 File: D:\2008 report data\E\ACS8Q644.EMI (72)



Site no. : RF Chamber Data no. : 1
 Dis. / Ant. : 3m 3115 FACTOR Ant. pol. : HORIZONTAL
 Limit : FCC PART 15C PEAK
 Env. / Ins. : 23°C/54% Engineer : Jamy
 EUT : Kodak Easyshare W820 Wireless Digital Frame
 Power Rating: DC 12V From Adapter AC120V/60Hz
 Test Mode : IEEE802.11b CH1:2412MHz Tx
 M/N : W820

No.	Freq. (MHz)	Ant. Factor (dB/m)	Cable Loss (dB)	Amp Factor (dB)	Emission		Limits (dBuV/m)	Margin (dB)	Remark
					Reading (dBuV)	Level (dBuV/m)			
1	1294.00	24.97	4.95	35.93	46.72	40.71	74.00	33.29	Peak
2	1438.00	25.27	5.16	35.79	46.66	41.30	74.00	32.70	Peak
3	1720.00	26.54	5.67	35.55	48.73	45.39	74.00	28.61	Peak
4	2305.00	28.79	6.63	35.21	45.22	45.43	74.00	28.57	Peak
5	2412.00	29.03	6.73	35.18	98.02	98.60	74.00	-24.60	Peak

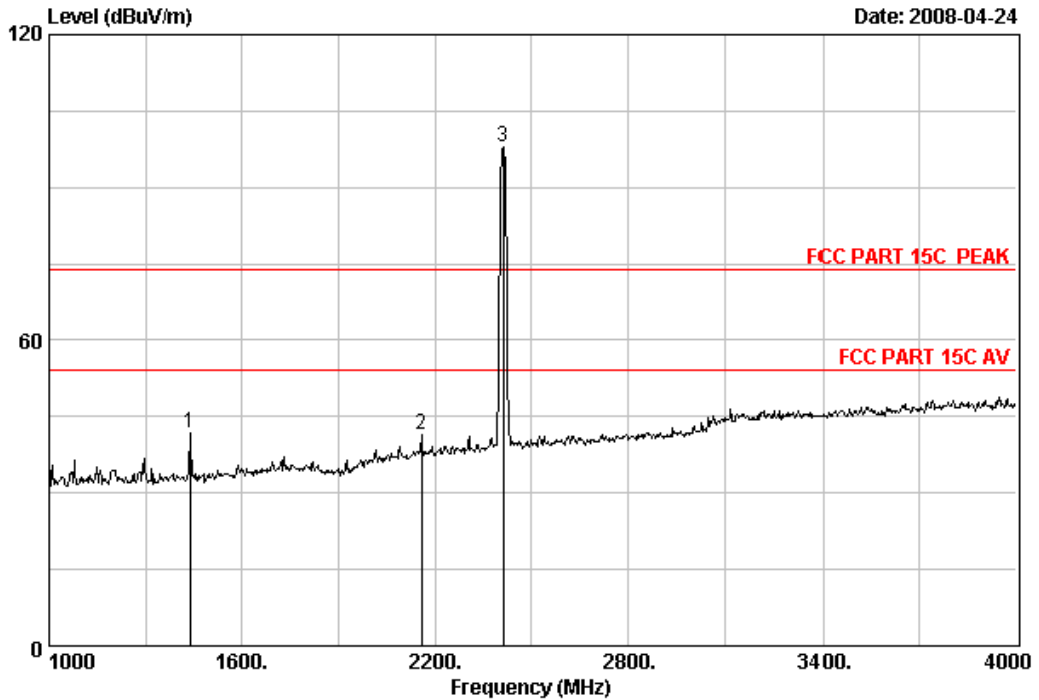
Remarks: 1. Emission Level= Antenna Factor + Cable Loss - Amp Factor + Reading.
 2. The emission levels that are 20dB below the official limit are not reported.



No.6 Ke Feng Road,B1;ck 52,
 ShenZhen Science & Industry Park
 Noutou,ShenZhen,GuangDong,China
 Tel:+86-755-26639495-7
 Fax:+86-755-26632877
 Postcode:518057

Data: 2 File: D:\2008 report data\E\ACS80644.EMI (72)

Date: 2008-04-24



Site no. : RF Chamber Data no. : 2
 Dis. / Ant. : 3m 3115 FACTOR Ant. pol. : VERTICAL
 Limit : FCC PART 15C PEAK
 Env. / Ins. : 23°C/54% Engineer : Jamy
 EUT : Kodak Easyshare W820 Wireless Digital Frame
 Power Rating: DC 12V From Adapter AC120V/60Hz
 Test Mode : IEEE802.11b CH1:2412MHz Tx
 M/N : W820

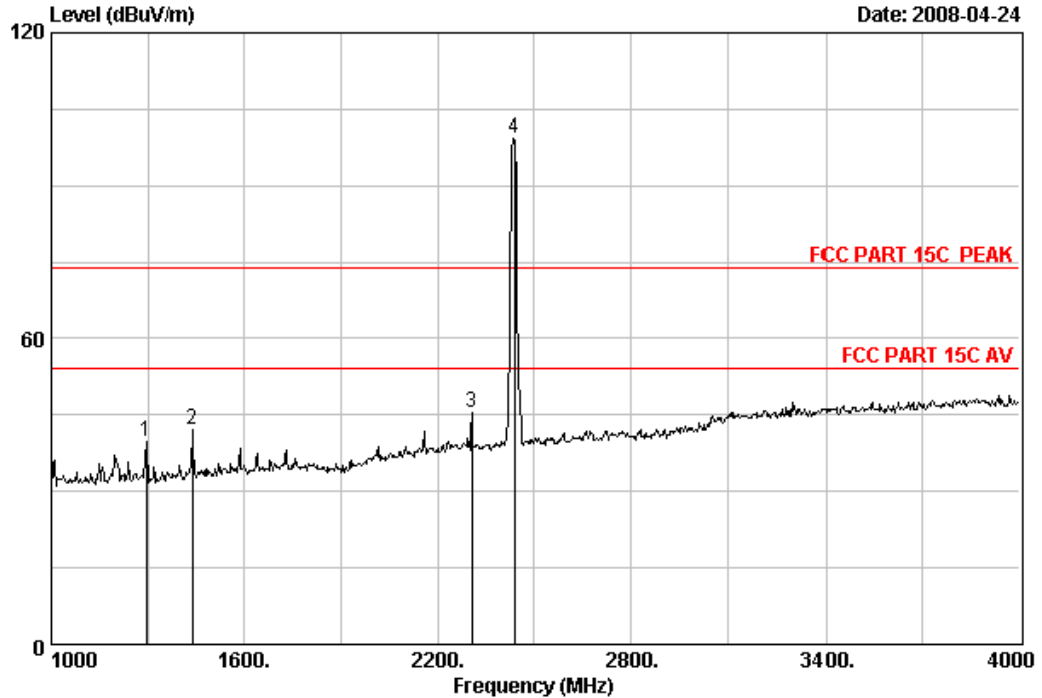
	Ant.	Cable	Amp	Emission					
Freq.	Factor	Loss	Factor	Reading	Level	Limits	Margin	Remark	
(MHz)	(dB/m)	(dB)	(dB)	(dBuV)	(dBuV/m)	(dBuV/m)	(dB)		
1	1438.00	25.27	5.16	35.79	47.28	41.92	74.00	32.08	Peak
2	2158.00	28.42	6.42	35.26	41.91	41.49	74.00	32.51	Peak
3	2412.00	29.03	6.73	35.18	97.48	98.06	74.00	-24.06	Peak

Remarks: 1. Emission Level= Antenna Factor + Cable Loss - Amp Factor + Reading.
 2. The emission levels that are 20dB below the official limit are not reported.



No.6 Ke Feng Road,B1;ck 52,
ShenZhen Science & Industry Park
Noutou,ShenZhen,GuangDong,China
Tel:+86-755-26639495-7
Fax:+86-755-26632877
Postcode:518057

Data: 4 File: D:\2008 report data\E\ACS80644.EMI (72)



Site no. : RF Chamber Data no. : 4
 Dis. / Ant. : 3m 3115 FACTOR Ant. pol. : HORIZONTAL
 Limit : FCC PART 15C PEAK
 Env. / Ins. : 23°C/54% Engineer : Jamy
 EUT : Kodak Easyshare W820 Wireless Digital Frame
 Power Rating: DC 12V From Adapter AC120V/60Hz
 Test Mode : IEEE802.11b CH6:2437MHz Tx
 M/N : W820

	Freq. (MHz)	Ant. Factor (dB/m)	Cable Loss (dB)	Amp Factor (dB)	Reading (dBuV)	Emission Level (dBuV/m)	Limits (dBuV/m)	Margin (dB)	Remark
1	1294.00	24.97	4.95	35.93	45.77	39.76	74.00	34.24	Peak
2	1438.00	25.27	5.16	35.79	47.53	42.17	74.00	31.83	Peak
3	2305.00	28.79	6.63	35.21	45.11	45.32	74.00	28.68	Peak
4	2437.00	29.11	6.80	35.17	98.38	99.12	74.00	-25.12	Peak

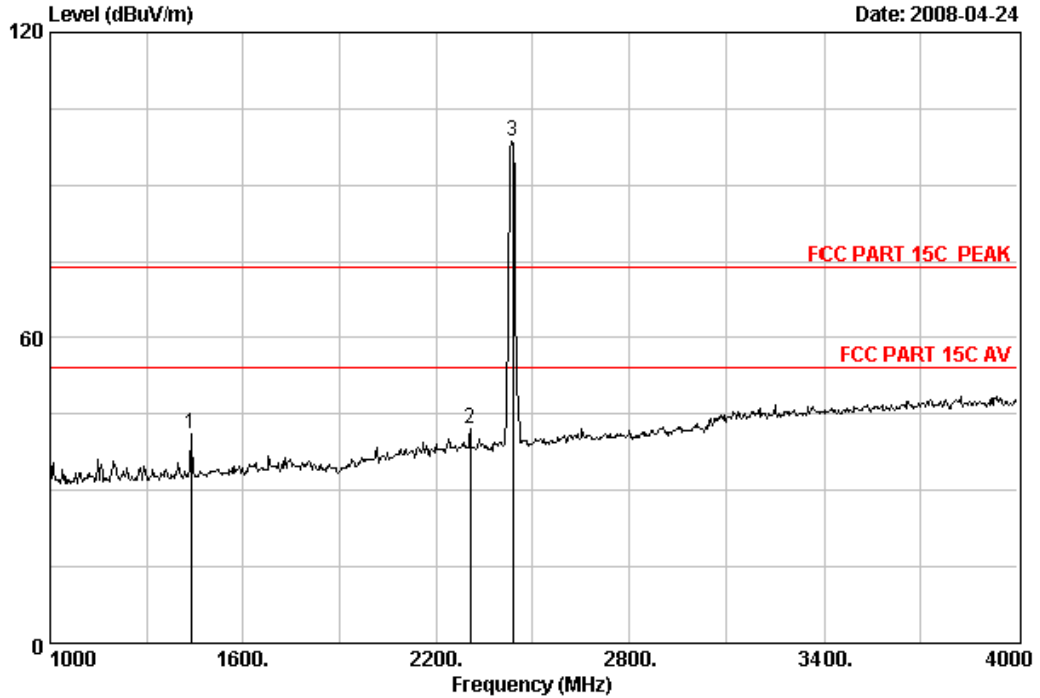
Remarks: 1. Emission Level= Antenna Factor + Cable Loss - Amp Factor + Reading.
 2. The emission levels that are 20dB below the official limit are not reported.



No.6 Ke Feng Road,B1;ck 52,
 ShenZhen Science & Industry Park
 Noutou,ShenZhen,GuangDong,China
 Tel:+86-755-26639495-7
 Fax:+86-755-26632877
 Postcode:518057

Data: 3 File: D:\2008 report data\E\ACS80644.EMI (72)

Date: 2008-04-24



Site no. : RF Chamber Data no. : 3
 Dis. / Ant. : 3m 3115 FACTOR Ant. pol. : VERTICAL
 Limit : FCC PART 15C PEAK
 Env. / Ins. : 23°C/54% Engineer : Jamy
 EUT : Kodak Easyshare W820 Wireless Digital Frame
 Power Rating: DC 12V From Adapter AC120V/60Hz
 Test Mode : IEEE802.11b CH6:2437MHz Tx
 M/N : W820

	Freq. (MHz)	Ant. Factor (dB/m)	Cable Loss (dB)	Amp Factor (dB)	Reading (dBuV)	Emission Level (dBuV/m)	Limits (dBuV/m)	Margin (dB)	Remark
1	1438.00	25.27	5.16	35.79	46.40	41.04	74.00	32.96	Peak
2	2305.00	28.79	6.63	35.21	42.02	42.23	74.00	31.77	Peak
3	2437.00	29.11	6.80	35.17	97.95	98.69	74.00	-24.69	Peak

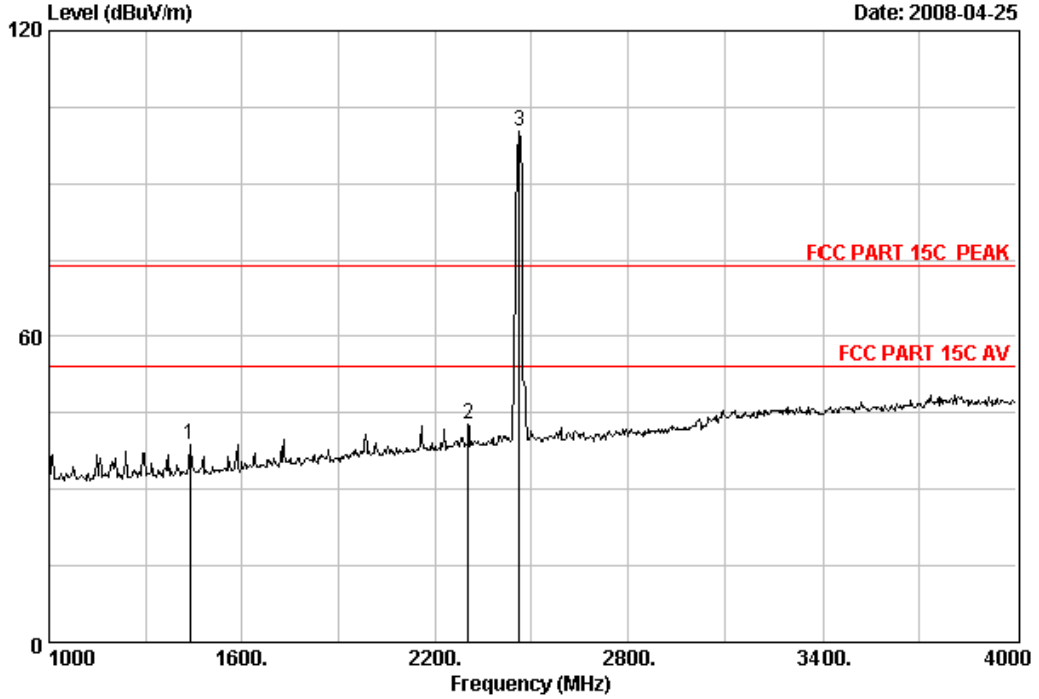
Remarks: 1. Emission Level= Antenna Factor + Cable Loss - Amp Factor + Reading.
 2. The emission levels that are 20dB below the official limit are not reported.



No.6 Ke Feng Road,B1;ck 52,
 ShenZhen Science & Industry Park
 Noutou,ShenZhen,GuangDong,China
 Tel:+86-755-26639495-7
 Fax:+86-755-26632877
 Postcode:518057

Data: 5 File: D:\2008 report data\E\ACS80644.EMI (72)

Date: 2008-04-25



Site no. : RF Chamber Data no. : 5
 Dis. / Ant. : 3m 3115 FACTOR Ant. pol. : HORIZONTAL
 Limit : FCC PART 15C PEAK
 Env. / Ins. : 23°C/54% Engineer : Jamy
 EUT : Kodak Easyshare W820 Wireless Digital Frame
 Power Rating: DC 12V From Adapter AC120V/60Hz
 Test Mode : IEEE802.11b CH11:2462MHz Tx
 M/N : W820

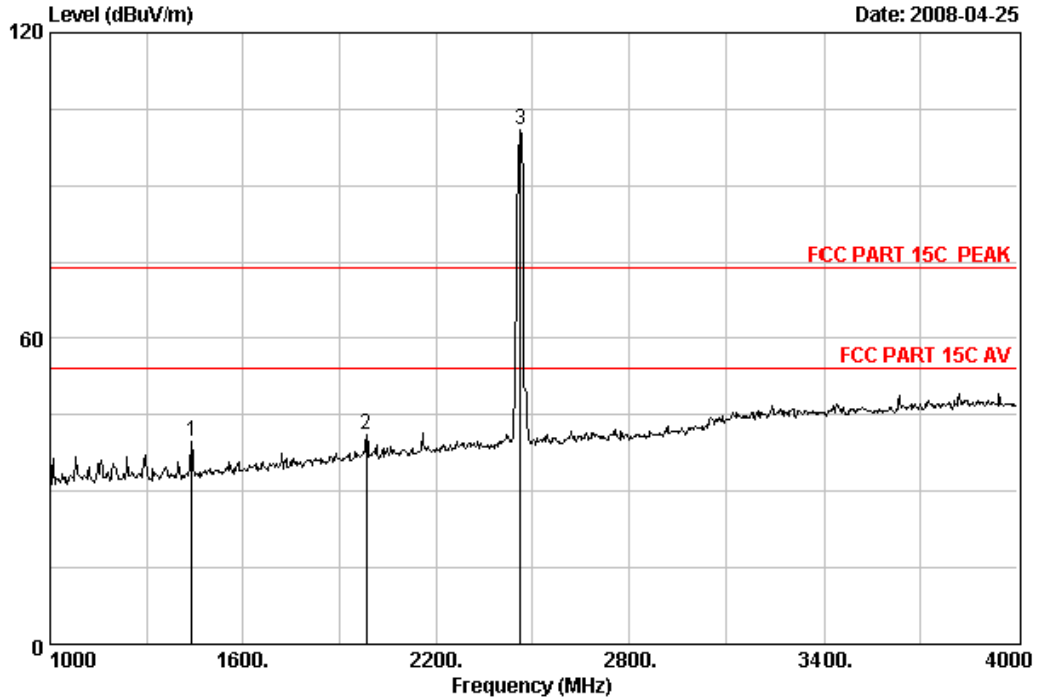
	Freq. (MHz)	Ant. Factor (dB/m)	Cable Loss (dB)	Amp Factor (dB)	Emission				Remark
					Reading (dBuV)	Level (dBuV/m)	Limits (dBuV/m)	Margin (dB)	
1	1438.00	25.27	5.16	35.79	44.05	38.69	74.00	35.31	Peak
2	2302.00	28.79	6.63	35.21	42.59	42.80	74.00	31.20	Peak
3	2462.00	29.15	6.84	35.17	99.46	100.28	74.00	-26.28	Peak

Remarks: 1. Emission Level= Antenna Factor + Cable Loss - Amp Factor + Reading.
 2. The emission levels that are 20dB below the official limit are not reported.



No.6 Ke Feng Road,B1;ck 52,
ShenZhen Science & Industry Park
Noutou,ShenZhen,GuangDong,China
Tel:+86-755-26639495-7
Fax:+86-755-26632877
Postcode:518057

Data: 6 File: D:\2008 report data\E\ACS80644.EMI (72)



Site no. : RF Chamber Data no. : 6
 Dis. / Ant. : 3m 3115 FACTOR Ant. pol. : VERTICAL
 Limit : FCC PART 15C PEAK
 Env. / Ins. : 23°C/54% Engineer : Jamy
 EUT : Kodak Easyshare W820 Wireless Digital Frame
 Power Rating: DC 12V From Adapter AC120V/60Hz
 Test Mode : IEEE802.11b CH11:2462MHz Tx
 M/N : W820

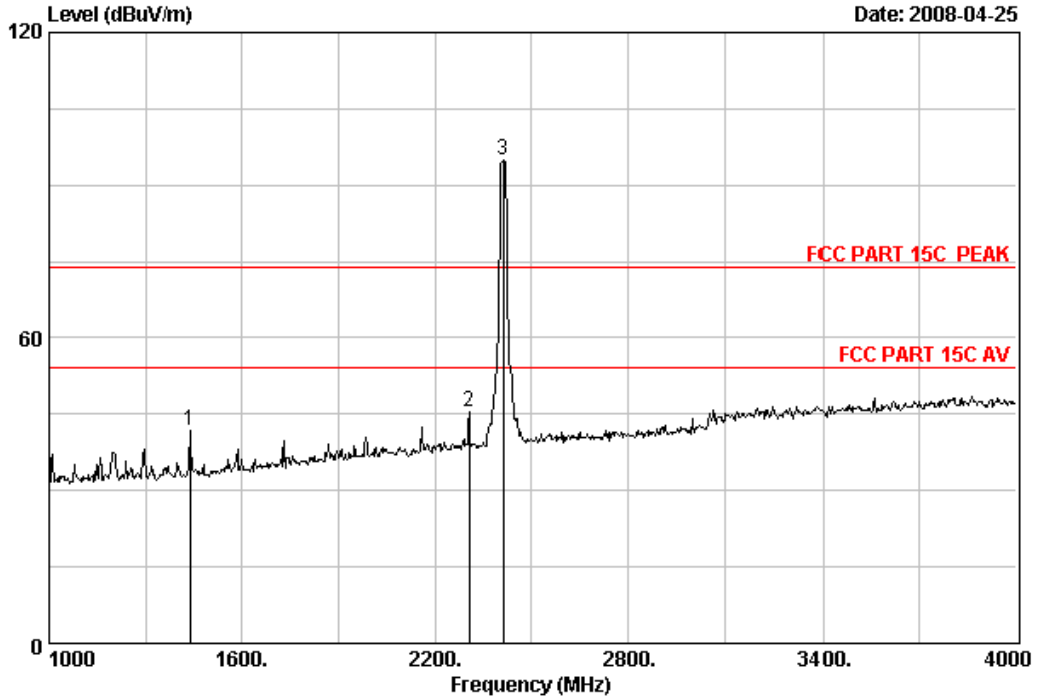
	Freq. (MHz)	Ant. Factor (dB/m)	Cable Loss (dB)	Amp Factor (dB)	Reading (dBuV)	Emission Level (dBuV/m)	Limits (dBuV/m)	Margin (dB)	Remark
1	1441.00	25.27	5.16	35.79	45.01	39.65	74.00	34.35	Peak
2	1984.00	27.97	6.16	35.32	42.31	41.12	74.00	32.88	Peak
3	2462.00	29.15	6.84	35.17	100.01	100.83	74.00	-26.83	Peak

Remarks: 1. Emission Level= Antenna Factor + Cable Loss - Amp Factor + Reading.
 2. The emission levels that are 20dB below the official limit are not reported.



No.6 Ke Feng Road,B1;ck 52,
 ShenZhen Science & Industry Park
 Noutou,ShenZhen,GuangDong,China
 Tel:+86-755-26639495-7
 Fax:+86-755-26632877
 Postcode:518057

Data: 8 File: D:\2008 report data\E\ACS80644.EMI (72) Date: 2008-04-25



Site no. : RF Chamber Data no. : 8
 Dis. / Ant. : 3m 3115 FACTOR Ant. pol. : HORIZONTAL
 Limit : FCC PART 15C PEAK
 Env. / Ins. : 23°C/54% Engineer : Jamy
 EUT : Kodak Easyshare W820 Wireless Digital Frame
 Power Rating: DC 12V From Adapter AC120V/60Hz
 Test Mode : IEEE802.11g CH1:2412MHz Tx
 M/N : W820

	Freq. (MHz)	Ant. Factor (dB/m)	Cable Loss (dB)	Amp Factor (dB)	Reading (dBuV)	Emission Level (dBuV/m)	Limits (dBuV/m)	Margin (dB)	Remark
1	1438.00	25.27	5.16	35.79	47.13	41.77	74.00	32.23	Peak
2	2305.00	28.79	6.63	35.21	45.28	45.49	74.00	28.51	Peak
3	2412.00	29.03	6.73	35.18	94.43	95.01	74.00	-21.01	Peak

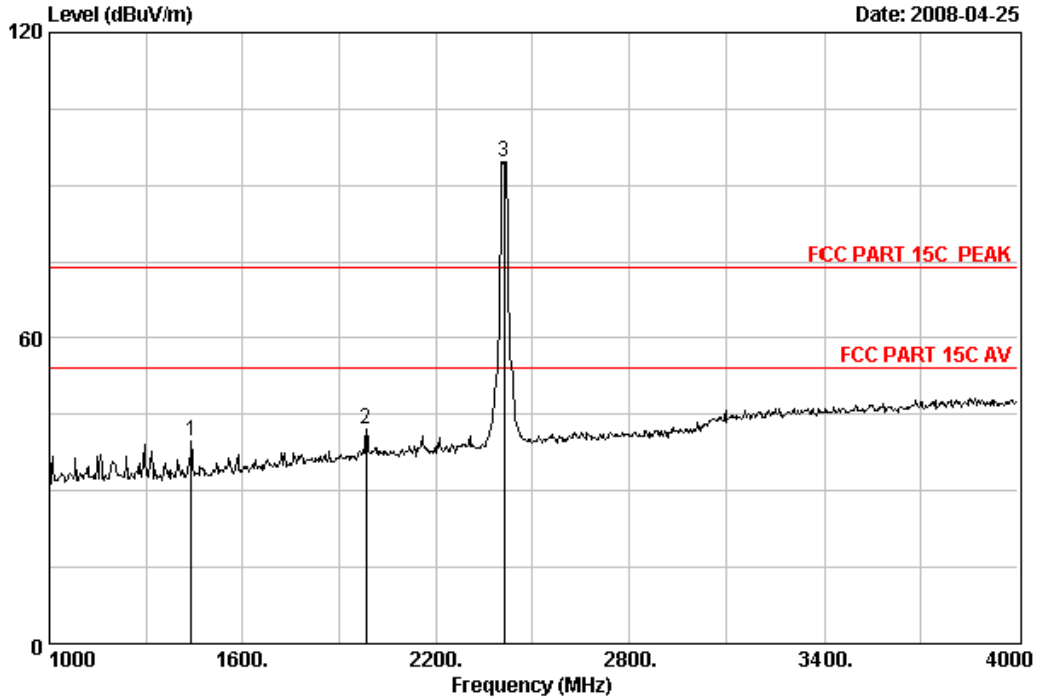
Remarks: 1. Emission Level= Antenna Factor + Cable Loss - Amp Factor + Reading.
 2. The emission levels that are 20dB below the official limit are not reported.



No.6 Ke Feng Road,B1;ck 52,
 ShenZhen Science & Industry Park
 Noutou,ShenZhen,GuangDong,China
 Tel:+86-755-26639495-7
 Fax:+86-755-26632877
 Postcode:518057

Data: 7 File: D:\2008 report data\E\ACS80644.EMI (72)

Date: 2008-04-25



Site no. : RF Chamber Data no. : 7
 Dis. / Ant. : 3m 3115 FACTOR Ant. pol. : VERTICAL
 Limit : FCC PART 15C PEAK
 Env. / Ins. : 23°C/54% Engineer : Jamy
 EUT : Kodak Easyshare W820 Wireless Digital Frame
 Power Rating: DC 12V From Adapter AC120V/60Hz
 Test Mode : IEEE802.11g CH1:2412MHz Tx
 M/N : W820

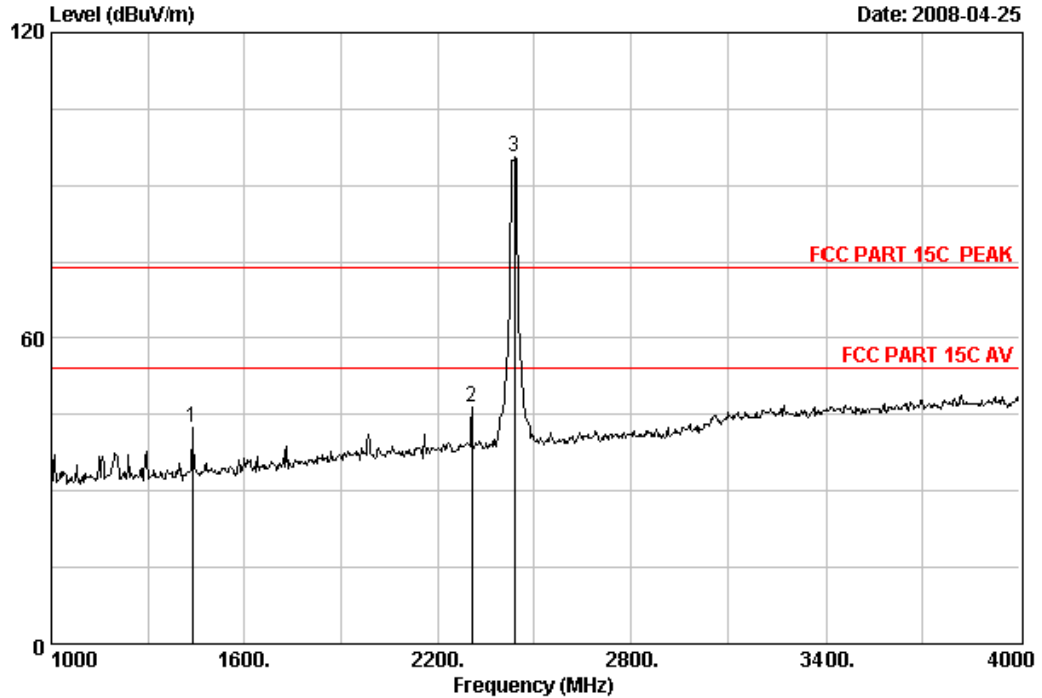
	Ant.	Cable	Amp	Emission			Margin	Remark	
Freq. (MHz)	Factor (dB/m)	Loss (dB)	Factor (dB)	Reading (dBuV)	Level (dBuV/m)	Limits (dBuV/m)	(dB)		
1	1441.00	25.27	5.16	35.79	45.23	39.87	74.00	34.13	Peak
2	1984.00	27.97	6.16	35.32	43.31	42.12	74.00	31.88	Peak
3	2412.00	29.03	6.73	35.18	94.12	94.70	74.00	-20.70	Peak

Remarks: 1. Emission Level= Antenna Factor + Cable Loss - Amp Factor + Reading.
 2. The emission levels that are 20dB below the official limit are not reported.



No.6 Ke Feng Road,B1;ck 52,
 ShenZhen Science & Industry Park
 Noutou,ShenZhen,GuangDong,China
 Tel:+86-755-26639495-7
 Fax:+86-755-26632877
 Postcode:518057

Data: 9 File: D:\2008 report data\E\ACS80644.EMI (72)



Site no. : RF Chamber Data no. : 9
 Dis. / Ant. : 3m 3115 FACTOR Ant. pol. : HORIZONTAL
 Limit : FCC PART 15C PEAK
 Env. / Ins. : 23°C/54% Engineer : Jamy
 EUT : Kodak Easyshare W820 Wireless Digital Frame
 Power Rating: DC 12V From Adapter AC120V/60Hz
 Test Mode : IEEE802.11g CH6:2437MHz Tx
 M/N : W820

	Freq. (MHz)	Ant. Factor (dB/m)	Cable Loss (dB)	Amp Factor (dB)	Reading (dBuV)	Emission Level (dBuV/m)	Limits (dBuV/m)	Margin (dB)	Remark
1	1438.00	25.27	5.16	35.79	47.81	42.45	74.00	31.55	Peak
2	2305.00	28.79	6.63	35.21	46.22	46.43	74.00	27.57	Peak
3	2437.00	29.11	6.80	35.17	94.79	95.53	74.00	-21.53	Peak

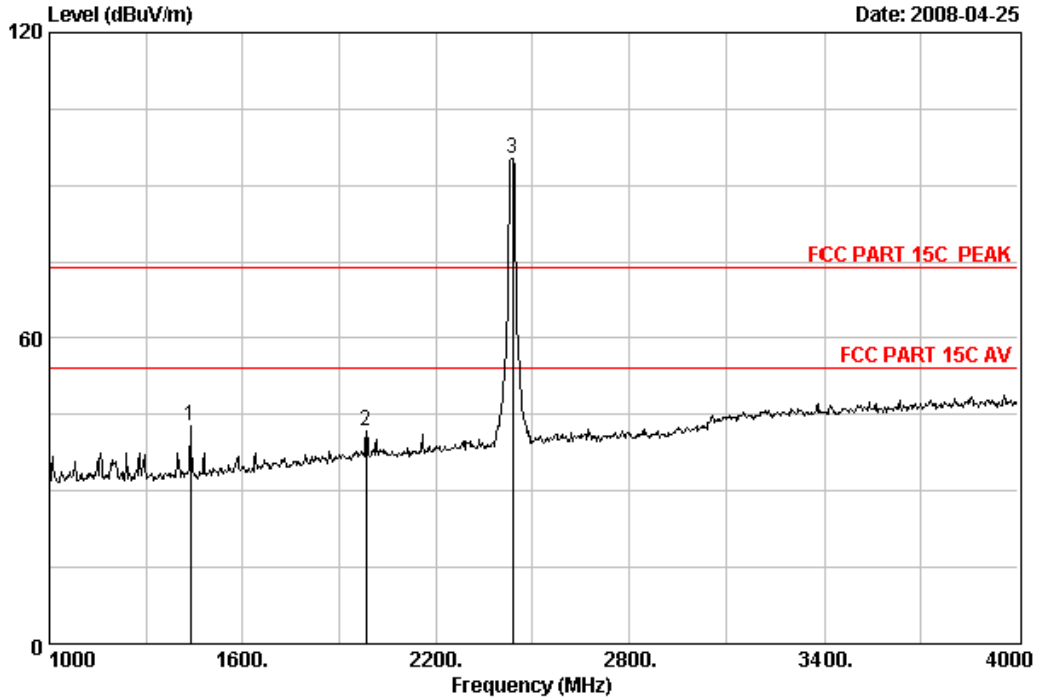
Remarks: 1. Emission Level= Antenna Factor + Cable Loss - Amp Factor + Reading.
 2. The emission levels that are 20dB below the official limit are not reported.



No.6 Ke Feng Road,B1;ck 52,
 ShenZhen Science & Industry Park
 Noutou,ShenZhen,GuangDong,China
 Tel:+86-755-26639495-7
 Fax:+86-755-26632877
 Postcode:518057

Data: 10 File: D:\2008 report data\E\ACS80644.EMI (72)

Date: 2008-04-25



Site no. : RF Chamber Data no. : 10
 Dis. / Ant. : 3m 3115 FACTOR Ant. pol. : VERTICAL
 Limit : FCC PART 15C PEAK
 Env. / Ins. : 23°C/54% Engineer : Jamy
 EUT : Kodak Easyshare W820 Wireless Digital Frame
 Power Rating: DC 12V From Adapter AC120V/60Hz
 Test Mode : IEEE802.11g CH6:2437MHz Tx
 M/N : W820

	Freq. (MHz)	Ant. Factor (dB/m)	Cable Loss (dB)	Amp Factor (dB)	Reading (dBuV)	Emission			Remark
						Level (dBuV/m)	Limits (dBuV/m)	Margin (dB)	
1	1438.00	25.27	5.16	35.79	48.00	42.64	74.00	31.36	Peak
2	1984.00	27.97	6.16	35.32	42.84	41.65	74.00	32.35	Peak
3	2437.00	29.11	6.80	35.17	94.59	95.33	74.00	-21.33	Peak

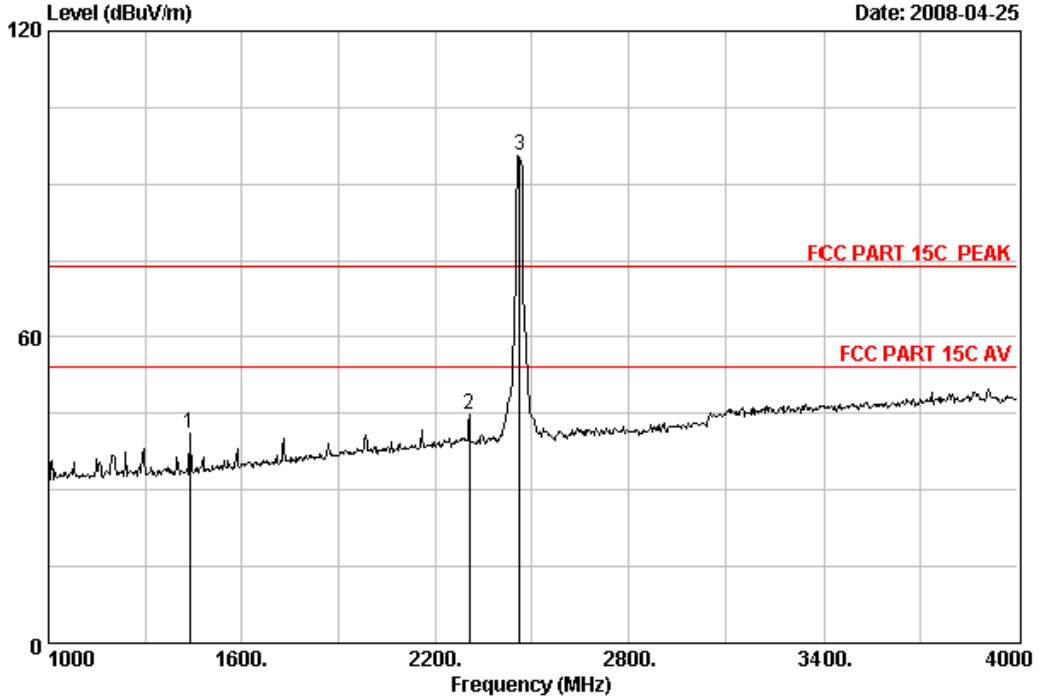
Remarks: 1. Emission Level= Antenna Factor + Cable Loss - Amp Factor + Reading.
 2. The emission levels that are 20dB below the official limit are not reported.



No.6 Ke Feng Road,B1;ck 52,
 ShenZhen Science & Industry Park
 Noutou, ShenZhen, GuangDong, China
 Tel:+86-755-26639495-7
 Fax:+86-755-26632877
 Postcode:518057

Data: 12 File: D:\2008 report data\EACSBQ644.EMI (72)

Date: 2008-04-25



Site no. : RF Chamber Data no. : 12
 Dis. / Ant. : 3m 3115 FACTOR Ant. pol. : HORIZONTAL
 Limit : FCC PART 15C PEAK
 Env. / Ins. : 23°C/54% Engineer : Jamy
 EUT : Kodak Easyshare W820 Wireless Digital Frame
 Power Rating: DC 12V From Adapter AC120V/60Hz
 Test Mode : IEEE802.11g CH11:2462MHz Tx
 M/N : W820

	Ant.	Cable	Amp	Emission					
Freq.	Factor	Loss	Factor	Reading	Level	Limits	Margin	Remark	
(MHz)	(dB/m)	(dB)	(dB)	(dBuV)	(dBuV/m)	(dBuV/m)	(dB)		
1	1438.00	25.27	5.16	35.79	46.33	40.97	74.00	33.03	Peak
2	2305.00	28.79	6.63	35.21	44.52	44.73	74.00	29.27	Peak
3	2462.00	29.15	6.84	35.17	94.90	95.72	74.00	-21.72	Peak

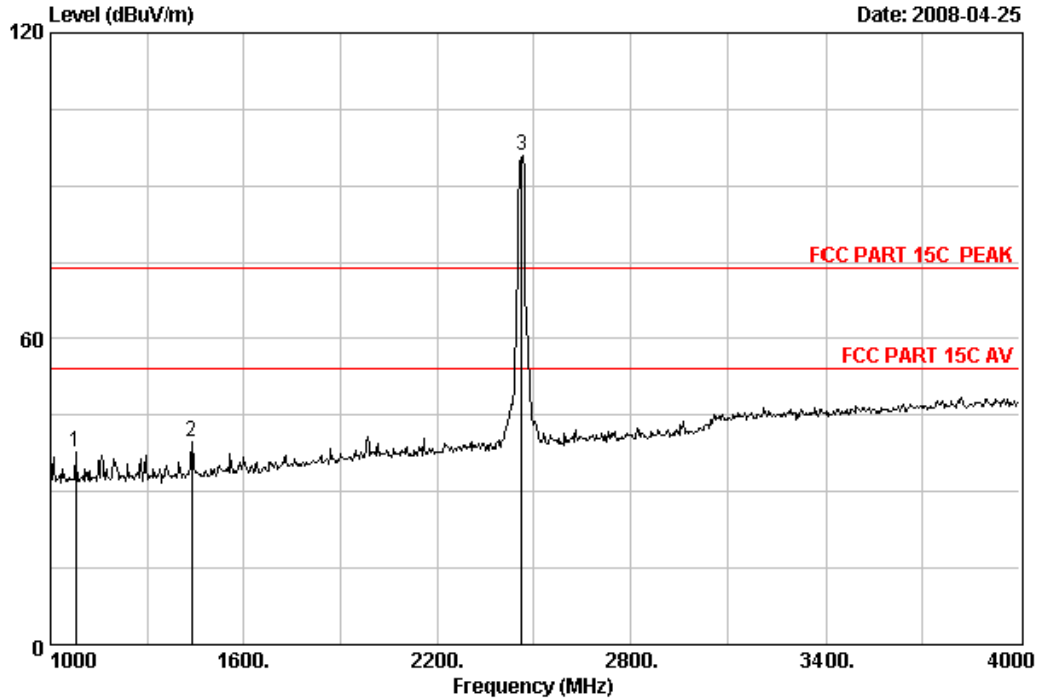
Remarks: 1. Emission Level= Antenna Factor + Cable Loss - Amp Factor + Reading.
 2. The emission levels that are 20dB below the official limit are not reported.



No.6 Ke Feng Road,B1;ck 52,
ShenZhen Science & Industry Park
Noutou,ShenZhen,GuangDong,China
Tel:+86-755-26639495-7
Fax:+86-755-26632877
Postcode:518057

Data: 11 File: D:\2008 report data\EACSBQ644.EMI (72)

Date: 2008-04-25



Site no. : RF Chamber Data no. : 11
 Dis. / Ant. : 3m 3115 FACTOR Ant. pol. : VERTICAL
 Limit : FCC PART 15C PEAK
 Env. / Ins. : 23°C/54% Engineer : Jamy
 EUT : Kodak Easyshare W820 Wireless Digital Frame
 Power Rating: DC 12V From Adapter AC120V/60Hz
 Test Mode : IEEE802.11g CH11:2462MHz Tx
 M/N : W820

Freq. (MHz)	Ant. Factor (dB/m)	Cable Loss (dB)	Amp Factor (dB)	Emission		Limits (dBuV/m)	Margin (dB)	Remark
				Reading (dBuV)	Level (dBuV/m)			
1	24.57	4.52	36.13	44.78	37.74	74.00	36.26	Peak
2	25.27	5.16	35.79	45.03	39.67	74.00	34.33	Peak
3	29.15	6.84	35.17	95.09	95.91	74.00	-21.91	Peak

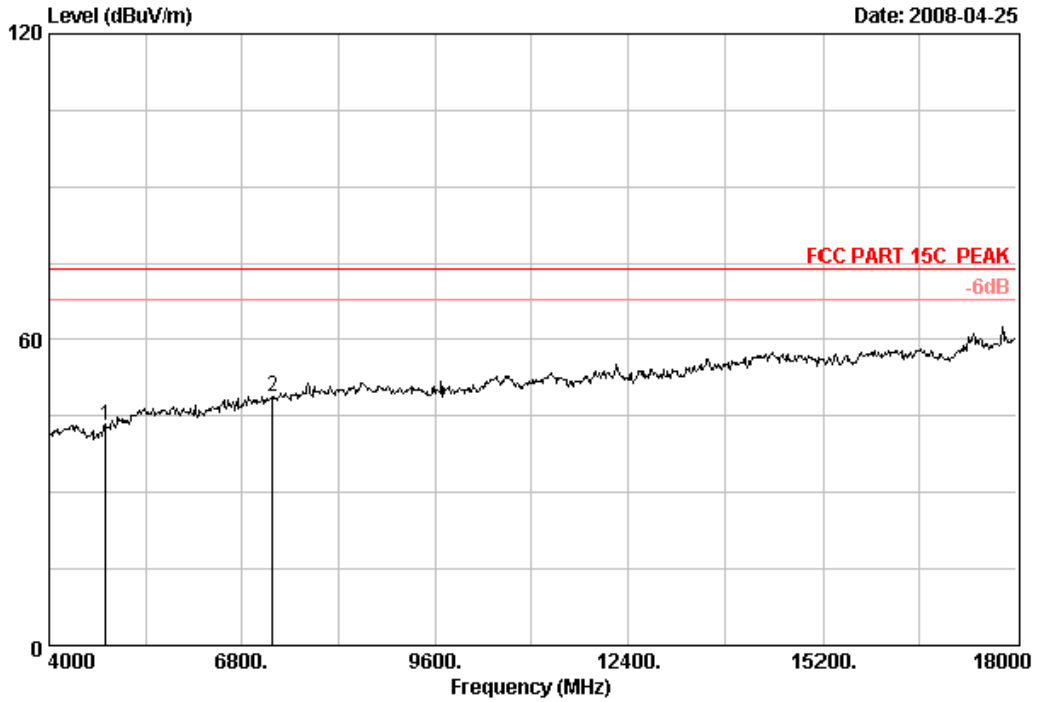
Remarks: 1. Emission Level= Antenna Factor + Cable Loss - Amp Factor + Reading.
 2. The emission levels that are 20dB below the official limit are not reported.

Frequency: 4GHz~18GHz



No.6 Ke Feng Road,B1;ck 52,
 ShenZhen Science & Industry Park
 Noutou,ShenZhen,GuangDong,China
 Tel:+86-755-26639495-7
 Fax:+86-755-26632877
 Postcode:518057

Data: 13 File: D:\2008 report data\E\ACS8Q644.EMI (72)



Site no. : RF Chamber Data no. : 13
 Dis. / Ant. : 3m 3115 FACTOR Ant. pol. : HORIZONTAL
 Limit : FCC PART 15C PEAK
 Env. / Ins. : 23°C/54% Engineer : Jamy
 EUT : Kodak Easyshare W820 Wireless Digital Frame
 Power Rating: DC 12V From Adapter AC120V/60Hz
 Test Mode : IEEE802.11b CH1:2412MHz Tx
 M/N : W820

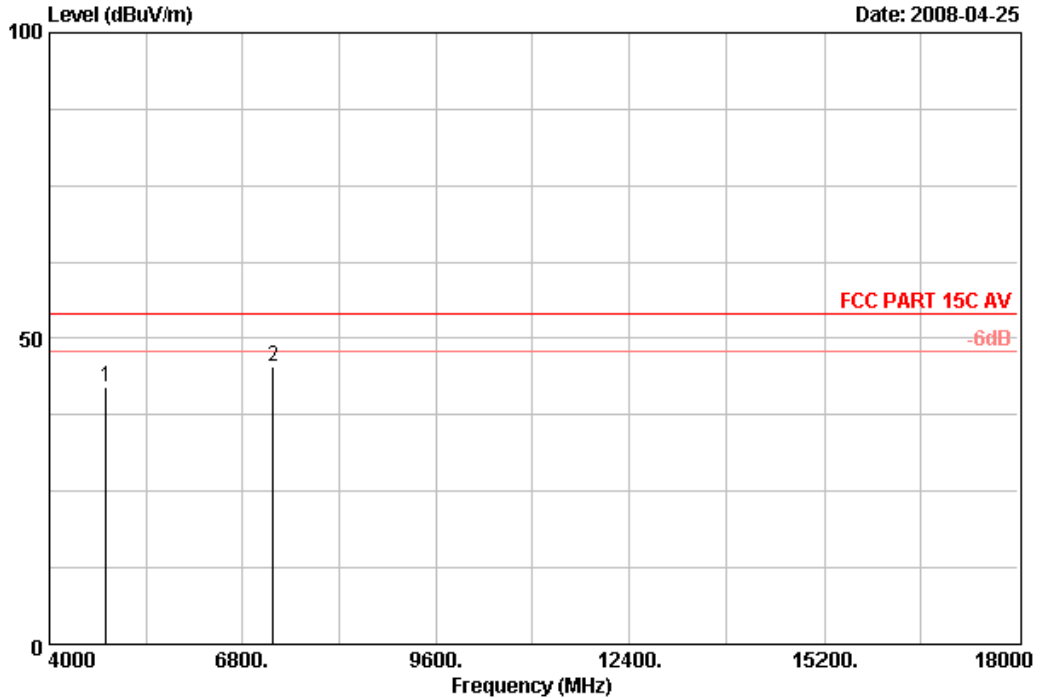
	Freq. (MHz)	Ant. Cable Amp			Emission				Remark
		Factor (dB/m)	Loss (dB)	Factor (dB)	Reading (dBuV)	Level (dBuV/m)	Limits (dBuV/m)	Margin (dB)	
1	4824.00	34.02	10.55	34.49	33.15	43.23	74.00	30.77	Peak
2	7236.00	37.39	12.16	34.44	33.77	48.88	74.00	25.12	Peak

Remarks: 1. Emission Level= Antenna Factor + Cable Loss - Amp Factor + Reading.
 2. The emission levels that are 20dB below the official limit are not reported.



No.6 Ke Feng Road,B1;ck 52,
 ShenZhen Science & Industry Park
 Noutou,ShenZhen,GuangDong,China
 Tel:+86-755-26639495-7
 Fax:+86-755-26632877
 Postcode:518057

Data: 14 File: D:\2008 report data\E\ACS80644.EMI (72)



Site no. : RF Chamber Data no. : 14
 Dis. / Ant. : 3m 3115 FACTOR Ant. pol. : HORIZONTAL
 Limit : FCC PART 15C AV
 Env. / Ins. : 23°C/54% Engineer : Jamy
 EUT : Kodak Easyshare W820 Wireless Digital Frame
 Power Rating: DC 12V From Adapter AC120V/60Hz
 Test Mode : IEEE802.11b CH1:2412MHz Tx
 M/N : W820

	Freq. (MHz)	Ant. Factor (dB/m)	Cable Loss (dB)	Amp Factor (dB)	Reading (dBuV)	Emission Level (dBuV/m)	Limits (dBuV/m)	Margin (dB)	Remark
1	4824.00	34.02	10.55	34.49	31.89	41.97	54.00	12.03	Average
2	7236.00	37.39	12.16	34.44	30.25	45.36	54.00	8.64	Average

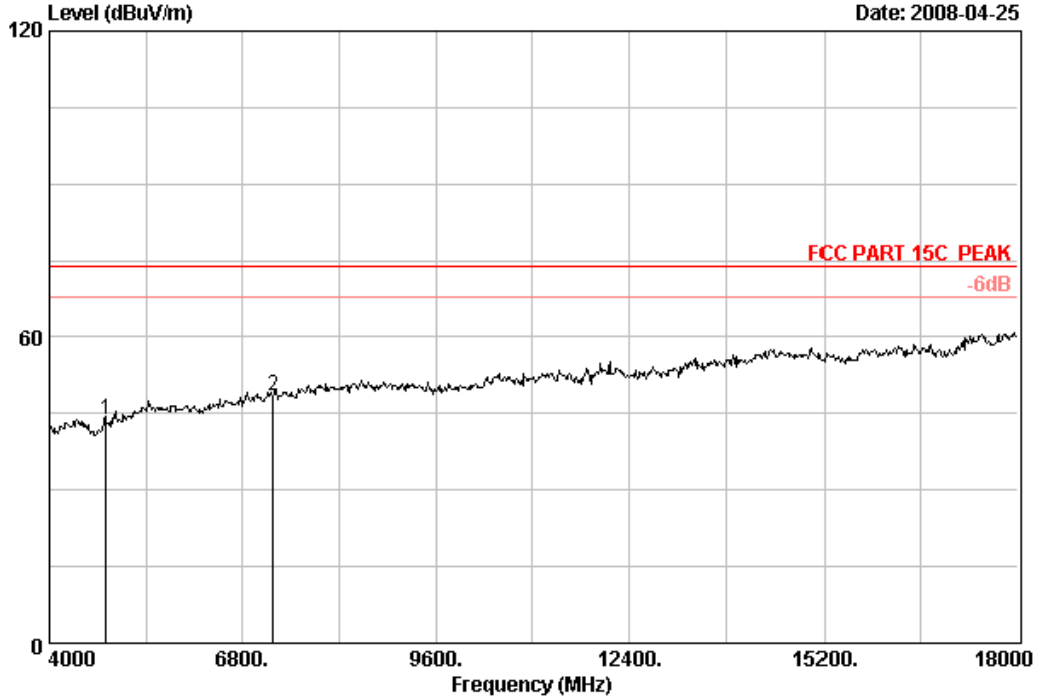
Remarks: 1. Emission Level= Antenna Factor + Cable Loss - Amp Factor + Reading.
 2. The emission levels that are 20dB below the official limit are not reported.



No.6 Ke Feng Road,B1;ck 52,
ShenZhen Science & Industry Park
Noutou,ShenZhen,GuangDong,China
Tel:+86-755-26639495-7
Fax:+86-755-26632877
Postcode:518057

Data: 15 File: D:\2008 report data\E\ACS80644.EMI (72)

Date: 2008-04-25



Site no. : RF Chamber Data no. : 15
 Dis. / Ant. : 3m 3115 FACTOR Ant. pol. : VERTICAL
 Limit : FCC PART 15C PEAK
 Env. / Ins. : 23°C/54% Engineer : Jamy
 EUT : Kodak Easyshare W820 Wireless Digital Frame
 Power Rating: DC 12V From Adapter AC120V/60Hz
 Test Mode : IEEE802.11b CH1:2412MHz Tx
 M/N : W820

	Freq. (MHz)	Ant. Factor (dB/m)	Cable Loss (dB)	Amp Factor (dB)	Reading (dBuV)	Emission Level (dBuV/m)	Limits (dBuV/m)	Margin (dB)	Remark
1	4824.00	34.02	10.55	34.49	33.69	43.77	74.00	30.23	Peak
2	7236.00	37.39	12.16	34.44	33.49	48.60	74.00	25.40	Peak

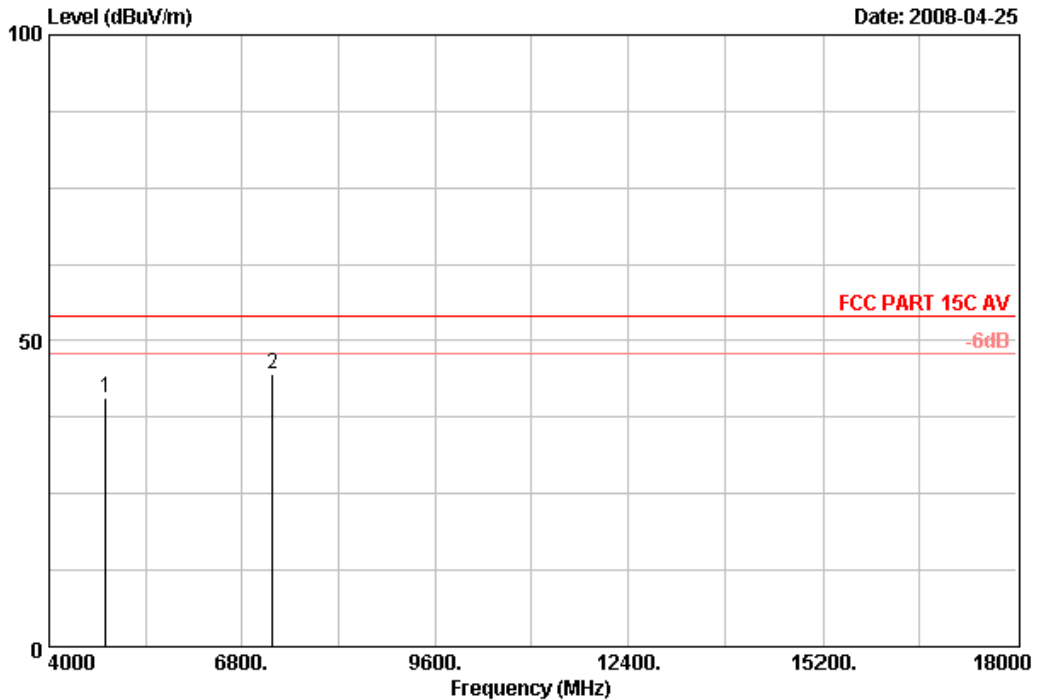
Remarks: 1. Emission Level= Antenna Factor + Cable Loss - Amp Factor + Reading.
 2. The emission levels that are 20dB below the official limit are not reported.



No.6 Ke Feng Road,B1;ck 52,
 ShenZhen Science & Industry Park
 Noutou,ShenZhen,GuangDong,China
 Tel:+86-755-26639495-7
 Fax:+86-755-26632877
 Postcode:518057

Data: 16 File: D:\2008 report data\E\ACS8Q644.EMI (72)

Date: 2008-04-25



Site no. : RF Chamber Data no. : 16
 Dis. / Ant. : 3m 3115 FACTOR Ant. pol. : VERTICAL
 Limit : FCC PART 15C AV
 Env. / Ins. : 23°C/54% Engineer : Jamy
 EUT : Kodak Easyshare W820 Wireless Digital Frame
 Power Rating: DC 12V From Adapter AC120V/60Hz
 Test Mode : IEEE802.11b CH1:2412MHz Tx
 M/N : W820

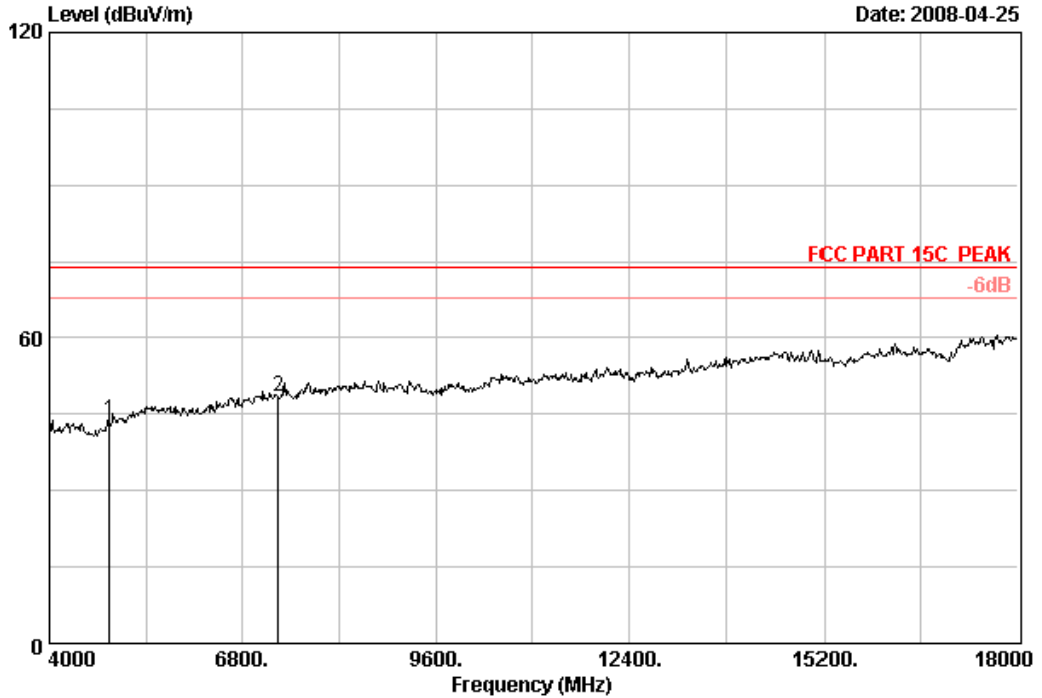
	Freq. (MHz)	Ant. Factor (dB/m)	Cable Loss (dB)	Amp Factor (dB)	Reading (dBuV)	Emission Level (dBuV/m)	Limits (dBuV/m)	Margin (dB)	Remark
1	4824.00	34.02	10.55	34.49	30.69	40.77	54.00	13.23	Average
2	7236.00	37.39	12.16	34.44	29.49	44.60	54.00	9.40	Average

Remarks: 1. Emission Level= Antenna Factor + Cable Loss - Amp Factor + Reading.
 2. The emission levels that are 20dB below the official limit are not reported.



No.6 Ke Feng Road,B1;ck 52,
 ShenZhen Science & Industry Park
 Noutou,ShenZhen,GuangDong,China
 Tel:+86-755-26639495-7
 Fax:+86-755-26632877
 Postcode:518057

Data: 19 File: D:\2008 report data\E\ACS80644.EMI (72)



Site no. : RF Chamber Data no. : 19
 Dis. / Ant. : 3m 3115 FACTOR Ant. pol. : HORIZONTAL
 Limit : FCC PART 15C PEAK
 Env. / Ins. : 23°C/54% Engineer : Jamy
 EUT : Kodak Easyshare W820 Wireless Digital Frame
 Power Rating: DC 12V From Adapter AC120V/60Hz
 Test Mode : IEEE802.11b CH6:2437MHz Tx
 M/N : W820

	Ant.	Cable	Amp	Emission			Margin	Remark	
Freq. (MHz)	Factor (dB/m)	Loss (dB)	Factor (dB)	Reading (dBuV)	Level (dBuV/m)	Limits (dBuV/m)	(dB)		
1	4874.00	34.16	10.56	34.48	33.58	43.82	74.00	30.18	Peak
2	7311.00	37.50	12.17	34.46	33.27	48.48	74.00	25.52	Peak

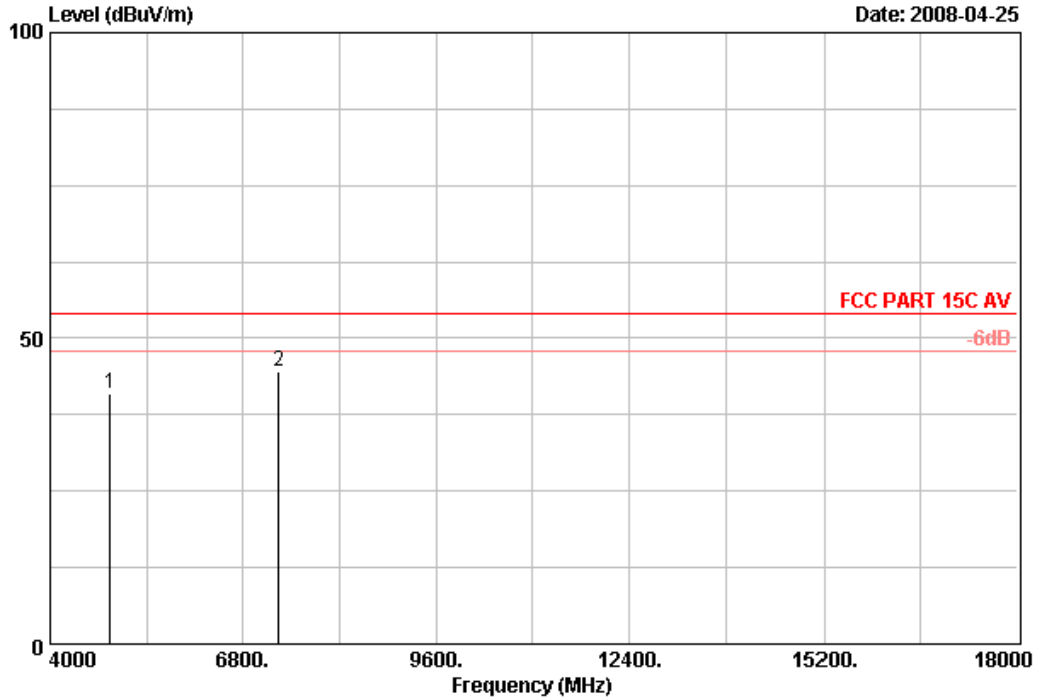
Remarks: 1. Emission Level= Antenna Factor + Cable Loss - Amp Factor + Reading.
 2. The emission levels that are 20dB below the official limit are not reported.



No.6 Ke Feng Road,B1;ck 52,
 ShenZhen Science & Industry Park
 Noutou,ShenZhen,GuangDong,China
 Tel:+86-755-26639495-7
 Fax:+86-755-26632877
 Postcode:518057

Data: 20 File: D:\2008 report data\E\ACS80644.EMI (72)

Date: 2008-04-25



Site no. : RF Chamber Data no. : 20
 Dis. / Ant. : 3m 3115 FACTOR Ant. pol. : HORIZONTAL
 Limit : FCC PART 15C AV
 Env. / Ins. : 23°C/54% Engineer : Jamy
 EUT : Kodak Easyshare W820 Wireless Digital Frame
 Power Rating: DC 12V From Adapter AC120V/60Hz
 Test Mode : IEEE802.11b CH6:2437MHz Tx
 M/N : W820

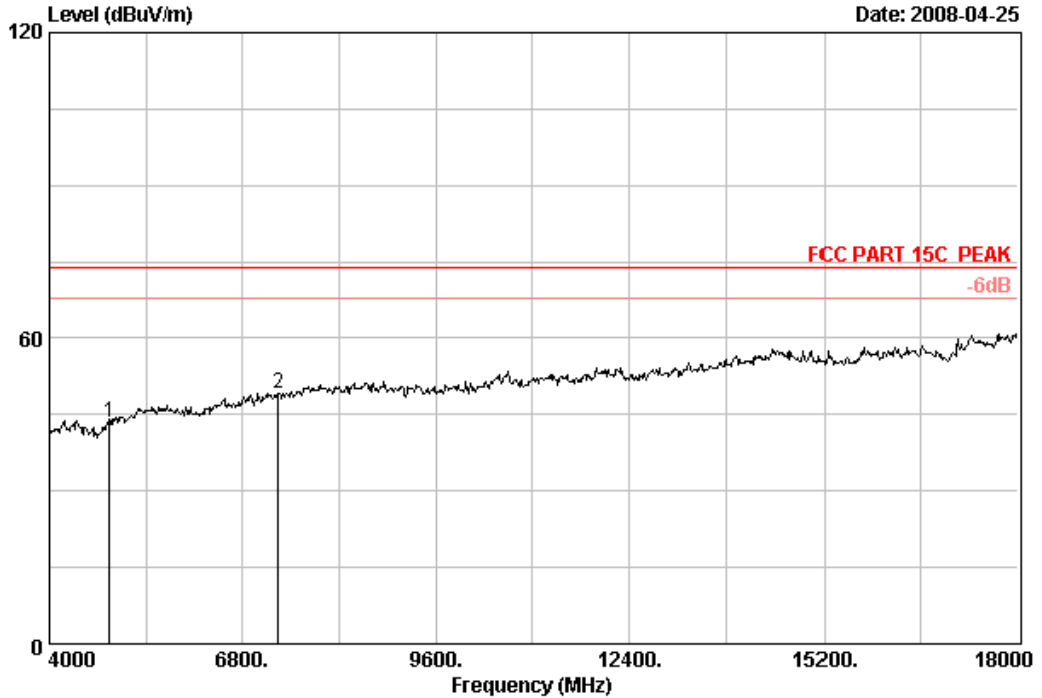
	Freq. (MHz)	Ant. Factor (dB/m)	Cable Loss (dB)	Amp Factor (dB)	Reading (dBuV)	Emission Level (dBuV/m)	Limits (dBuV/m)	Margin (dB)	Remark
1	4874.00	34.16	10.56	34.48	30.58	40.82	54.00	13.18	Average
2	7311.00	37.50	12.17	34.46	29.27	44.48	54.00	9.52	Average

Remarks: 1. Emission Level= Antenna Factor + Cable Loss - Amp Factor + Reading.
 2. The emission levels that are 20dB below the official limit are not reported.



No.6 Ke Feng Road,B1;ck 52,
 ShenZhen Science & Industry Park
 Noutou,ShenZhen,GuangDong,China
 Tel:+86-755-26639495-7
 Fax:+86-755-26632877
 Postcode:518057

Data: 17 File: D:\2008 report data\E\ACS80644.EMI (72)



Site no. : RF Chamber Data no. : 17
 Dis. / Ant. : 3m 3115 FACTOR Ant. pol. : VERTICAL
 Limit : FCC PART 15C PEAK
 Env. / Ins. : 23°C/54% Engineer : Jamy
 EUT : Kodak Easyshare W820 Wireless Digital Frame
 Power Rating: DC 12V From Adapter AC120V/60Hz
 Test Mode : IEEE802.11b CH6:2437MHz Tx
 M/N : W820

	Ant.	Cable	Amp	Emission			Margin	Remark	
Freq.	Factor	Loss	Factor	Reading	Level	Limits			
(MHz)	(dB/m)	(dB)	(dB)	(dBuV)	(dBuV/m)	(dBuV/m)	(dB)		
1	4874.00	34.16	10.56	34.48	33.28	43.52	74.00	30.48	Peak
2	7311.00	37.50	12.17	34.46	33.91	49.12	74.00	24.88	Peak

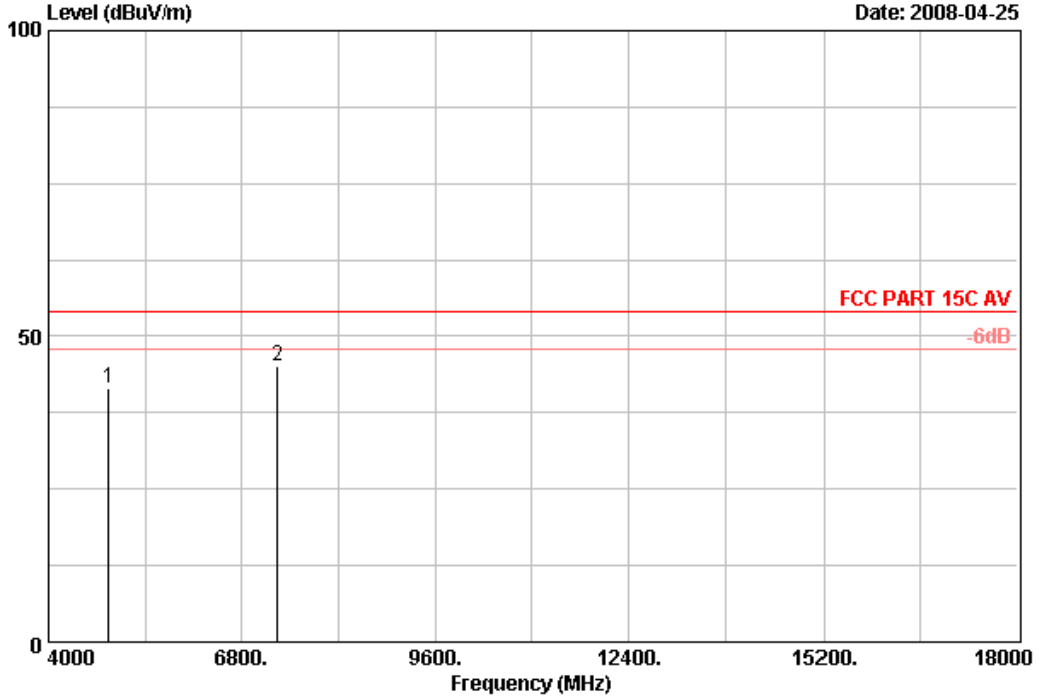
Remarks: 1. Emission Level= Antenna Factor + Cable Loss - Amp Factor + Reading.
 2. The emission levels that are 20dB below the official limit are not reported.



No.6 Ke Feng Road,B1;ck 52,
 ShenZhen Science & Industry Park
 Noutou, ShenZhen, Guangdong, China
 Tel:+86-755-26639495-7
 Fax:+86-755-26632877
 Postcode:518057

Data: 18 File: D:\2008 report data\EACSBQ644.EMI (72)

Date: 2008-04-25



Site no. : RF Chamber Data no. : 18
 Dis. / Ant. : 3m 3115 FACTOR Ant. pol. : VERTICAL
 Limit : FCC PART 15C AV
 Env. / Ins. : 23°C/54% Engineer : Jamy
 EUT : Kodak Easyshare W820 Wireless Digital Frame
 Power Rating: DC 12V From Adapter AC120V/60Hz
 Test Mode : IEEE802.11b CH6:2437MHz Tx
 M/N : W820

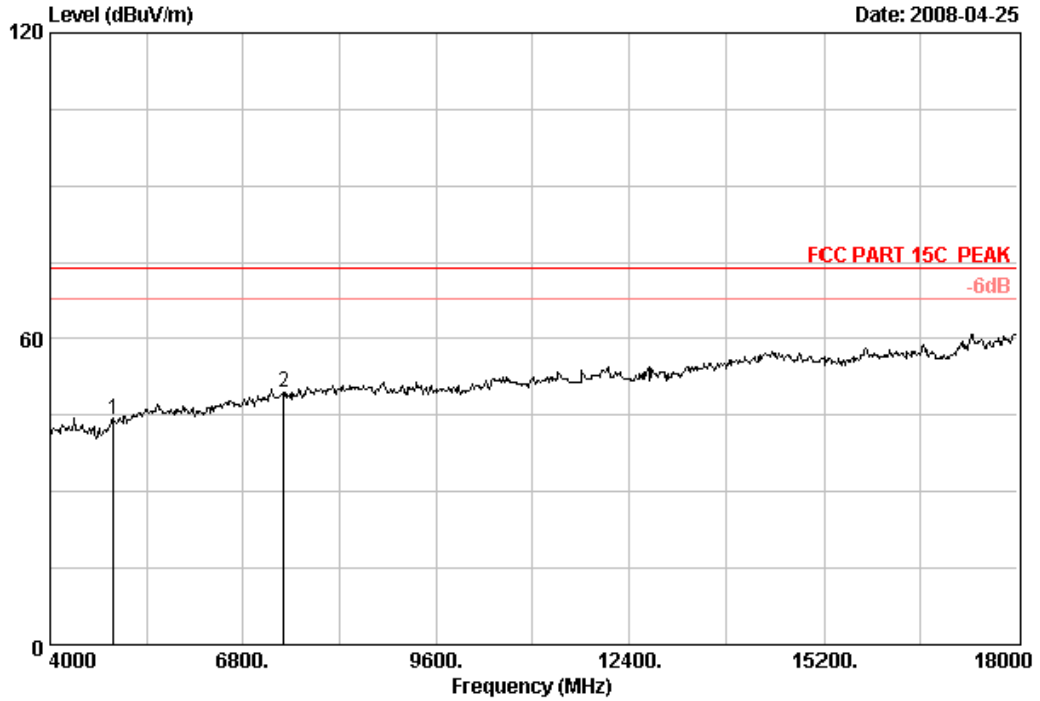
	Ant.	Cable	Amp	Emission					
Freq.	Factor	Loss	Factor	Reading	Level	Limits	Margin	Remark	
(MHz)	(dB/m)	(dB)	(dB)	(dBuV)	(dBuV/m)	(dBuV/m)	(dB)		
1	4874.00	34.16	10.56	34.48	31.28	41.52	54.00	12.48	Average
2	7311.00	37.50	12.17	34.46	29.91	45.12	54.00	8.88	Average

Remarks: 1. Emission Level= Antenna Factor + Cable Loss - Amp Factor + Reading.
 2. The emission levels that are 20dB below the official limit are not reported.



No.6 Ke Feng Road,B1;ck 52,
 ShenZhen Science & Industry Park
 Noutou,ShenZhen,GuangDong,China
 Tel:+86-755-26639495-7
 Fax:+86-755-26632877
 Postcode:518057

Data: 21 File: D:\2008 report data\E\ACS8Q644.EMI (72)



Site no. : RF Chamber Data no. : 21
 Dis. / Ant. : 3m 3115 FACTOR Ant. pol. : HORIZONTAL
 Limit : FCC PART 15C PEAK
 Env. / Ins. : 23°C/54% Engineer : Jamy
 EUT : Kodak Easyshare W820 Wireless Digital Frame
 Power Rating: DC 12V From Adapter AC120V/60Hz
 Test Mode : IEEE802.11b CH11:2462MHz Tx
 M/N : W820

	Freq. (MHz)	Ant. Factor (dB/m)	Cable Loss (dB)	Amp Factor (dB)	Reading (dBuV)	Emission Level (dBuV/m)	Limits (dBuV/m)	Margin (dB)	Remark
1	4924.00	34.29	10.58	34.47	33.86	44.26	74.00	29.74	Peak
2	7386.00	37.63	12.31	34.47	34.02	49.49	74.00	24.51	Peak

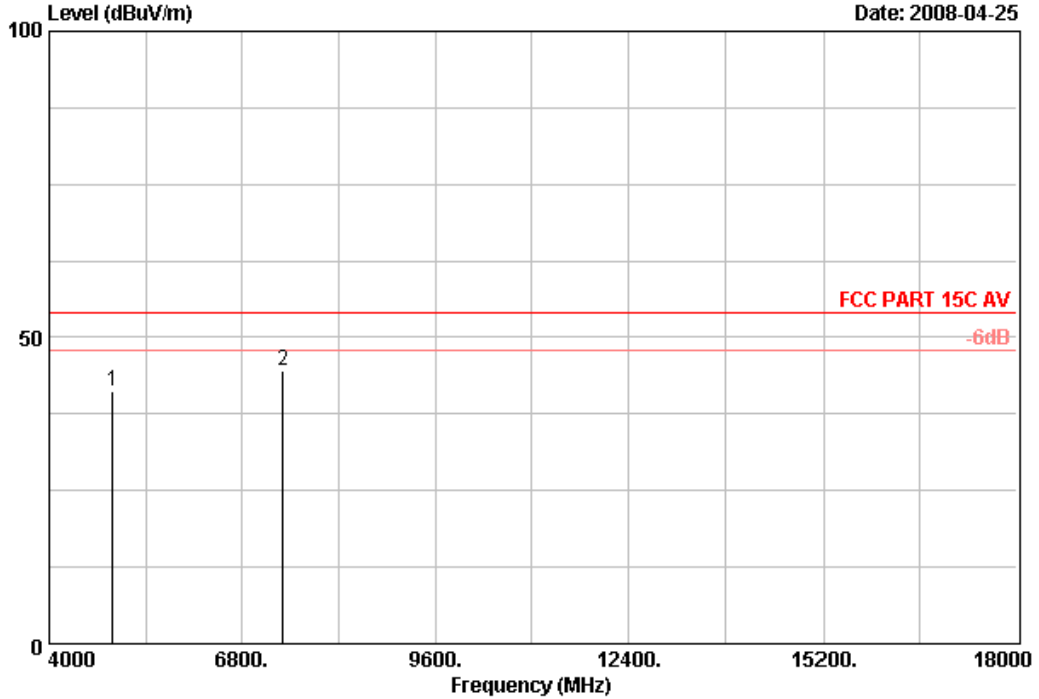
Remarks: 1. Emission Level= Antenna Factor + Cable Loss - Amp Factor + Reading.
 2. The emission levels that are 20dB below the official limit are not reported.



No.6 Ke Feng Road,B1;ck 52,
 ShenZhen Science & Industry Park
 Noutou,ShenZhen,GuangDong,China
 Tel:+86-755-26639495-7
 Fax:+86-755-26632877
 Postcode:518057

Data: 22 File: D:\2008 report data\EACs80644.EMI (72)

Date: 2008-04-25



Site no. : RF Chamber Data no. : 22
 Dis. / Ant. : 3m 3115 FACTOR Ant. pol. : HORIZONTAL
 Limit : FCC PART 15C AV
 Env. / Ins. : 23°C/54% Engineer : Jamy
 EUT : Kodak Easyshare W820 Wireless Digital Frame
 Power Rating: DC 12V From Adapter AC120V/60Hz
 Test Mode : IEEE802.11b CH11:2462MHz Tx
 M/N : W820

	Ant.	Cable	Amp	Emission			Margin	Remark
Freq. (MHz)	Factor (dB/m)	Loss (dB)	Factor (dB)	Reading (dBuV)	Level (dBuV/m)	Limits (dBuV/m)	(dB)	
1	4924.00	34.29	10.58	34.47	30.86	41.26	54.00	12.74 Average
2	7386.00	37.63	12.31	34.47	29.02	44.49	54.00	9.51 Average

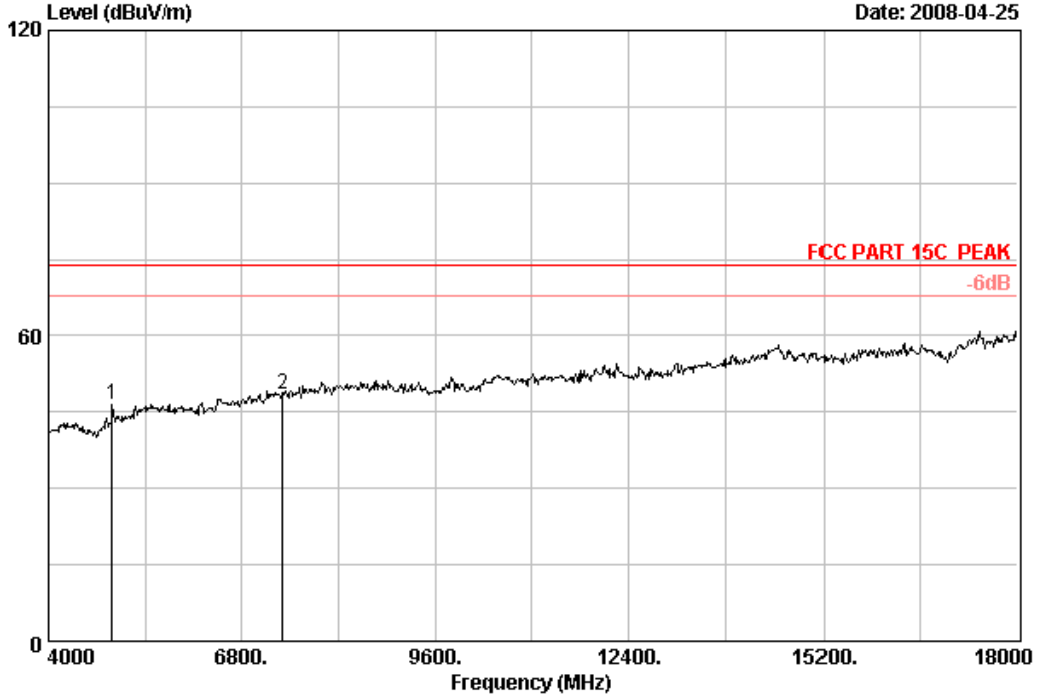
Remarks: 1. Emission Level= Antenna Factor + Cable Loss - Amp Factor + Reading.
 2. The emission levels that are 20dB below the official limit are not reported.



No.6 Ke Feng Road,B1;ck 52,
 ShenZhen Science & Industry Park
 Noutou, ShenZhen, Guangdong, China
 Tel:+86-755-26639495-7
 Fax:+86-755-26632877
 Postcode:518057

Data: 23 File: D:\2008 report data\EACSBQ644.EMI (72)

Date: 2008-04-25



Site no. : RF Chamber Data no. : 23
 Dis. / Ant. : 3m 3115 FACTOR Ant. pol. : VERTICAL
 Limit : FCC PART 15C PEAK
 Env. / Ins. : 23°C/54% Engineer : Jamy
 EUT : Kodak Easyshare W820 Wireless Digital Frame
 Power Rating: DC 12V From Adapter AC120V/60Hz
 Test Mode : IEEE802.11b CH11:2462MHz Tx
 M/N : W820

	Ant.	Cable	Amp	Emission					
Freq.	Factor	Loss	Factor	Reading	Level	Limits	Margin	Remark	
(MHz)	(dB/m)	(dB)	(dB)	(dBuV)	(dBuV/m)	(dBuV/m)	(dB)		
1	4924.00	34.29	10.58	34.47	36.06	46.46	74.00	27.54	Peak
2	7386.00	37.63	12.31	34.47	33.08	48.55	74.00	25.45	Peak

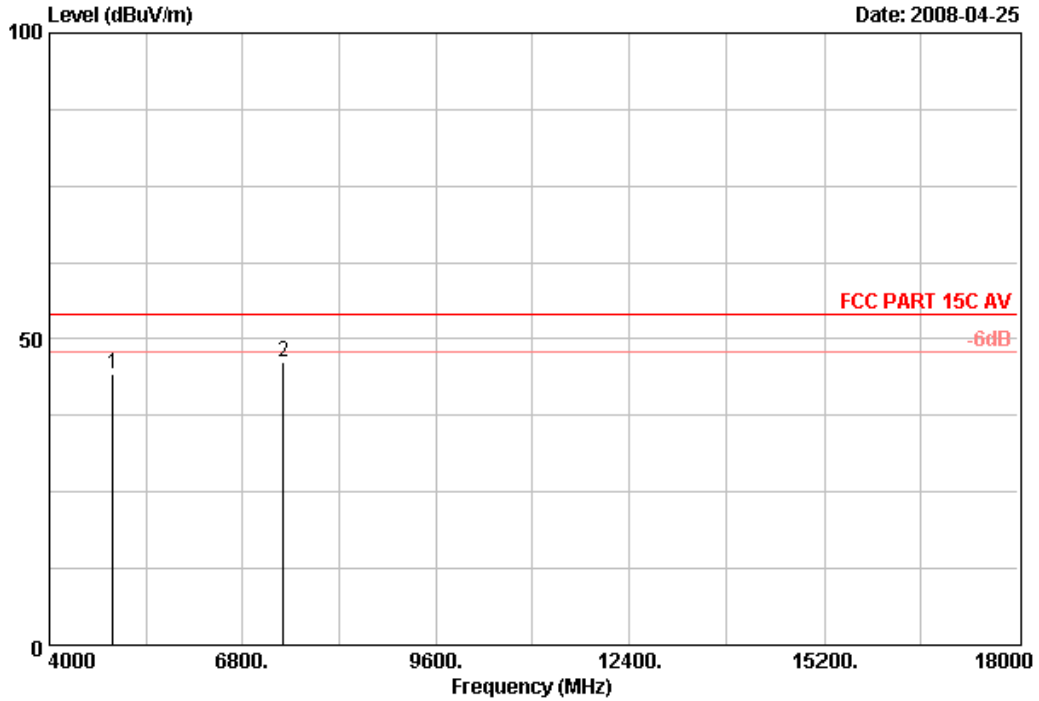
Remarks: 1. Emission Level= Antenna Factor + Cable Loss - Amp Factor + Reading.
 2. The emission levels that are 20dB below the official limit are not reported.



No.6 Ke Feng Road,B1;ck 52,
 ShenZhen Science & Industry Park
 Noutou,ShenZhen,GuangDong,China
 Tel:+86-755-26639495-7
 Fax:+86-755-26632877
 Postcode:518057

Data: 24 File: D:\2008 report data\E\ACS80644.EMI (72)

Date: 2008-04-25



Site no. : RF Chamber Data no. : 24
 Dis. / Ant. : 3m 3115 FACTOR Ant. pol. : VERTICAL
 Limit : FCC PART 15C AV
 Env. / Ins. : 23°C/54% Engineer : Jamy
 EUT : Kodak Easyshare W820 Wireless Digital Frame
 Power Rating: DC 12V From Adapter AC120V/60Hz
 Test Mode : IEEE802.11b CH11:2462MHz Tx
 M/N : W820

	Freq. (MHz)	Ant. Factor (dB/m)	Cable Loss (dB)	Amp Factor (dB)	Reading (dBuV)	Emission Level (dBuV/m)	Limits (dBuV/m)	Margin (dB)	Remark
1	4924.00	34.29	10.58	34.47	33.78	44.18	54.00	9.82	Average
2	7386.00	37.63	12.31	34.47	30.87	46.34	54.00	7.66	Average

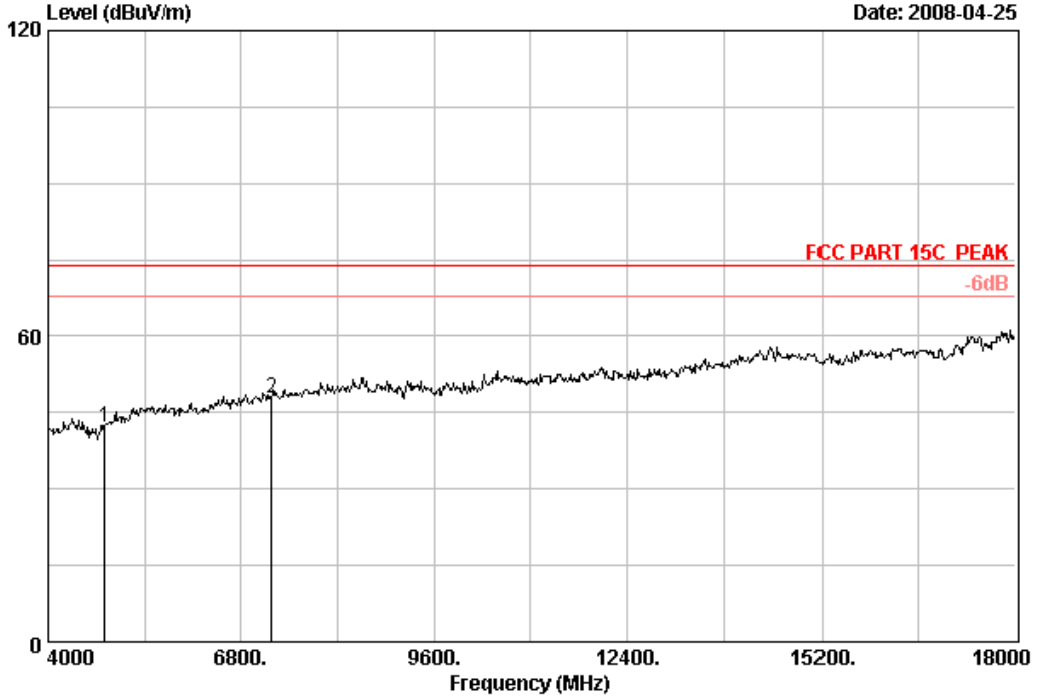
Remarks: 1. Emission Level= Antenna Factor + Cable Loss - Amp Factor + Reading.
 2. The emission levels that are 20dB below the official limit are not reported.



No.6 Ke Feng Road,B1;ck 52,
 ShenZhen Science & Industry Park
 Noutou,ShenZhen,GuangDong,China
 Tel:+86-755-26639495-7
 Fax:+86-755-26632877
 Postcode:518057

Data: 27 File: D:\2008 report data\E\ACS80644.EMI (72)

Date: 2008-04-25



Site no. : RF Chamber Data no. : 27
 Dis. / Ant. : 3m 3115 FACTOR Ant. pol. : HORIZONTAL
 Limit : FCC PART 15C PEAK
 Env. / Ins. : 23°C/54% Engineer : Jamy
 EUT : Kodak Easyshare W820 Wireless Digital Frame
 Power Rating: DC 12V From Adapter AC120V/60Hz
 Test Mode : IEEE802.11g CH1:2412MHz Tx
 M/N : W820

	Ant.	Cable	Amp	Emission					
Freq.	Factor	Loss	Factor	Reading	Level	Limits	Margin	Remark	
(MHz)	(dB/m)	(dB)	(dB)	(dBuV)	(dBuV/m)	(dBuV/m)	(dB)		
1	4824.00	34.02	10.55	34.49	32.15	42.23	74.00	31.77	Peak
2	7236.00	37.39	12.16	34.44	32.65	47.76	74.00	26.24	Peak

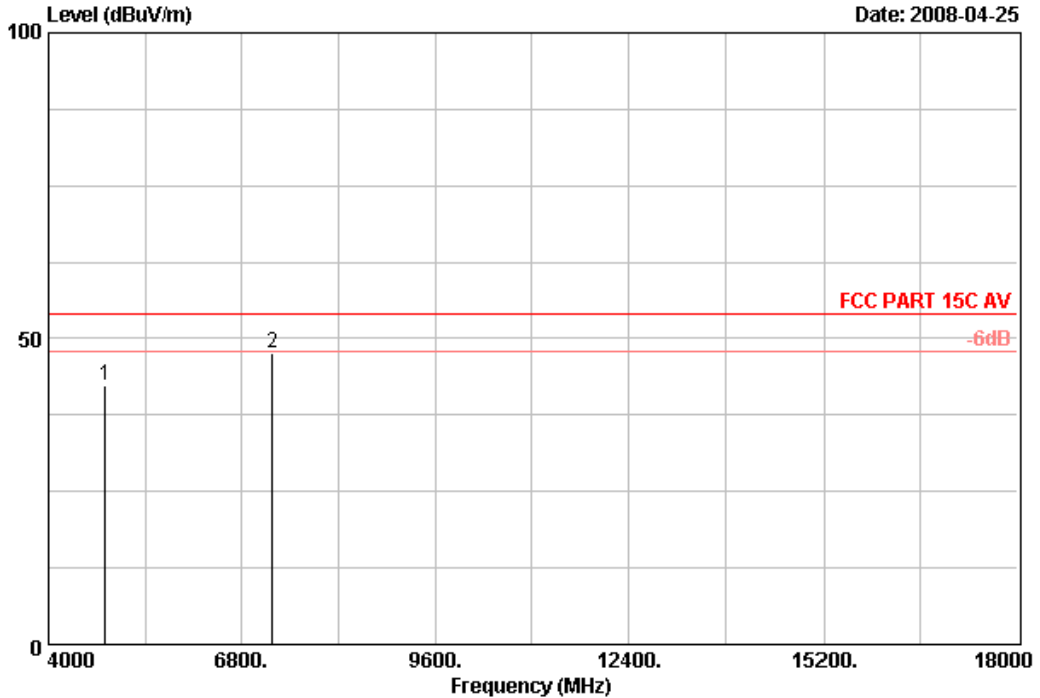
Remarks: 1. Emission Level= Antenna Factor + Cable Loss - Amp Factor + Reading.
 2. The emission levels that are 20dB below the official limit are not reported.



No.6 Ke Feng Road,B1;ck 52,
 ShenZhen Science & Industry Park
 Noutou,ShenZhen,GuangDong,China
 Tel:+86-755-26639495-7
 Fax:+86-755-26632877
 Postcode:518057

Data: 28 File: D:\2008 report data\EACSBQ644.EMI (72)

Date: 2008-04-25



Site no. : RF Chamber Data no. : 28
 Dis. / Ant. : 3m 3115 FACTOR Ant. pol. : HORIZONTAL
 Limit : FCC PART 15C AV
 Env. / Ins. : 23°C/54% Engineer : Jamy
 EUT : Kodak Easyshare W820 Wireless Digital Frame
 Power Rating: DC 12V From Adapter AC120V/60Hz
 Test Mode : IEEE802.11g CH1:2412MHz Tx
 M/N : W820

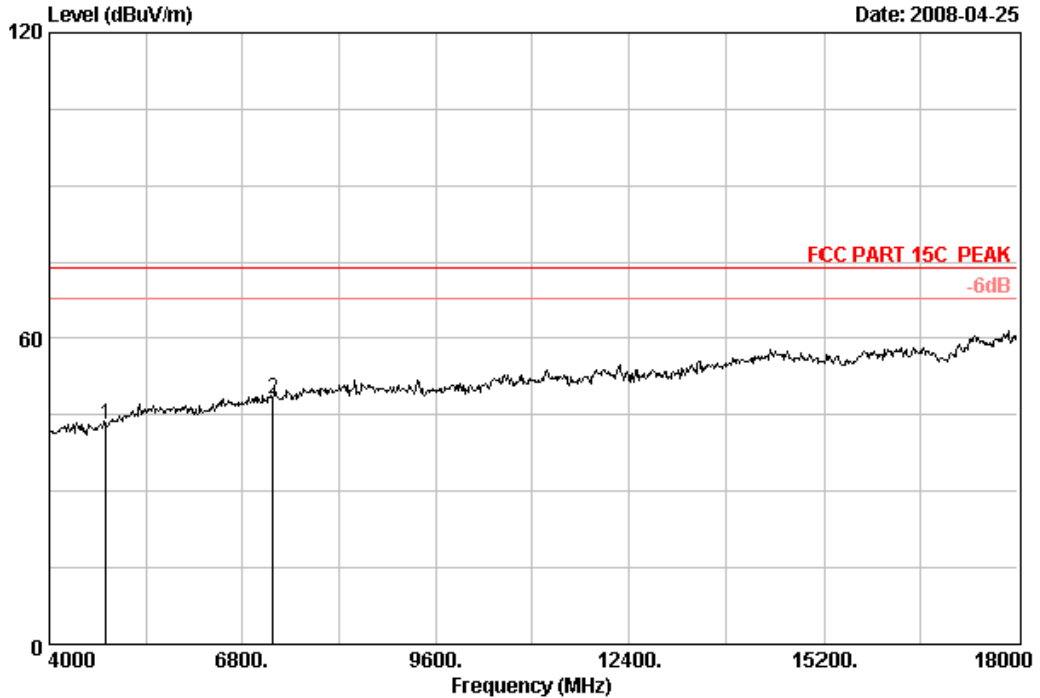
	Ant.	Cable	Amp	Emission			Margin	Remark	
Freq. (MHz)	Factor (dB/m)	Loss (dB)	Factor (dB)	Reading (dBuV)	Level (dBuV/m)	Limits (dBuV/m)	(dB)		
1	4824.00	34.02	10.55	34.49	32.15	42.23	74.00	31.77	Peak
2	7236.00	37.39	12.16	34.44	32.65	47.76	54.00	6.24	Average

Remarks: 1. Emission Level= Antenna Factor + Cable Loss - Amp Factor + Reading.
 2. The emission levels that are 20dB below the official limit are not reported.



No.6 Ke Feng Road,B1;ck 52,
ShenZhen Science & Industry Park
Noutou,ShenZhen,GuangDong,China
Tel:+86-755-26639495-7
Fax:+86-755-26632877
Postcode:518057

Data: 25 File: D:\2008 report data\E\ACS80644.EMI (72)



Site no. : RF Chamber Data no. : 25
 Dis. / Ant. : 3m 3115 FACTOR Ant. pol. : VERTICAL
 Limit : FCC PART 15C PEAK
 Env. / Ins. : 23°C/54% Engineer : Jamy
 EUT : Kodak Easyshare W820 Wireless Digital Frame
 Power Rating: DC 12V From Adapter AC120V/60Hz
 Test Mode : IEEE802.11g CH1:2412MHz Tx
 M/N : W820

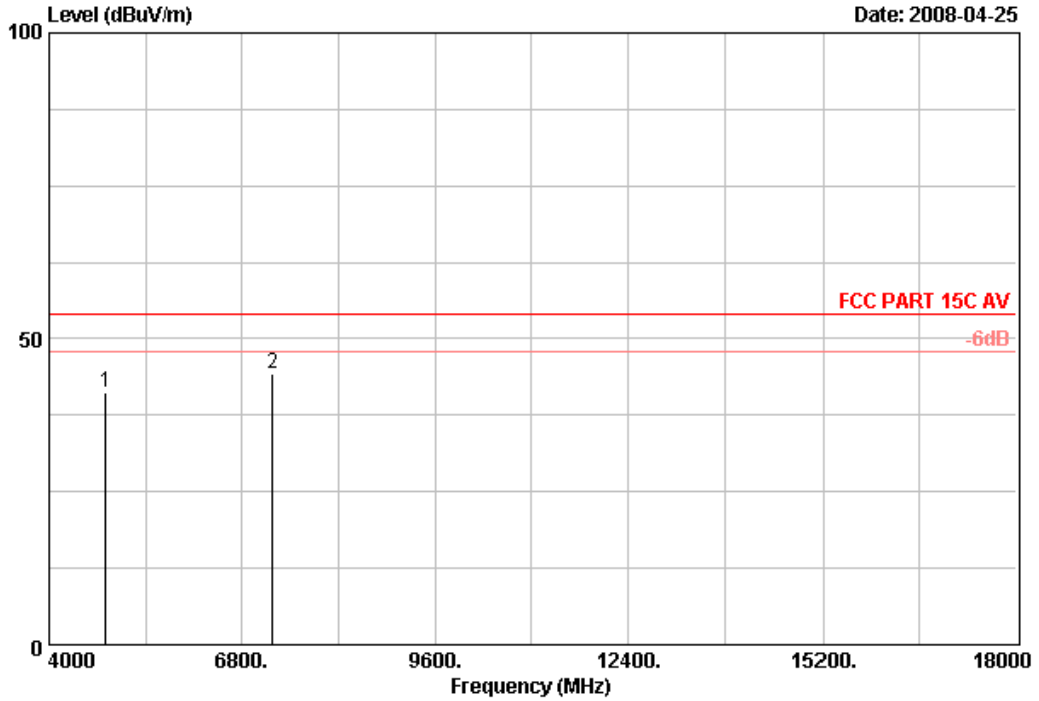
	Freq. (MHz)	Ant. Factor (dB/m)	Cable Loss (dB)	Amp Factor (dB)	Reading (dBuV)	Emission Level (dBuV/m)	Limits (dBuV/m)	Margin (dB)	Remark
1	4824.00	34.02	10.55	34.49	33.04	43.12	74.00	30.88	Peak
2	7236.00	37.39	12.16	34.44	33.05	48.16	74.00	25.84	Peak

Remarks: 1. Emission Level= Antenna Factor + Cable Loss - Amp Factor + Reading.
 2. The emission levels that are 20dB below the official limit are not reported.



No.6 Ke Feng Road,B1;ck 52,
 ShenZhen Science & Industry Park
 Noutou,ShenZhen,GuangDong,China
 Tel:+86-755-26639495-7
 Fax:+86-755-26632877
 Postcode:518057

Data: 26 File: D:\2008 report data\E\ACS8Q644.EMI (72)



Site no. : RF Chamber Data no. : 26
 Dis. / Ant. : 3m 3115 FACTOR Ant. pol. : VERTICAL
 Limit : FCC PART 15C AV
 Env. / Ins. : 23°C/54% Engineer : Jamy
 EUT : Kodak Easyshare W820 Wireless Digital Frame
 Power Rating: DC 12V From Adapter AC120V/60Hz
 Test Mode : IEEE802.11g CH1:2412MHz Tx
 M/N : W820

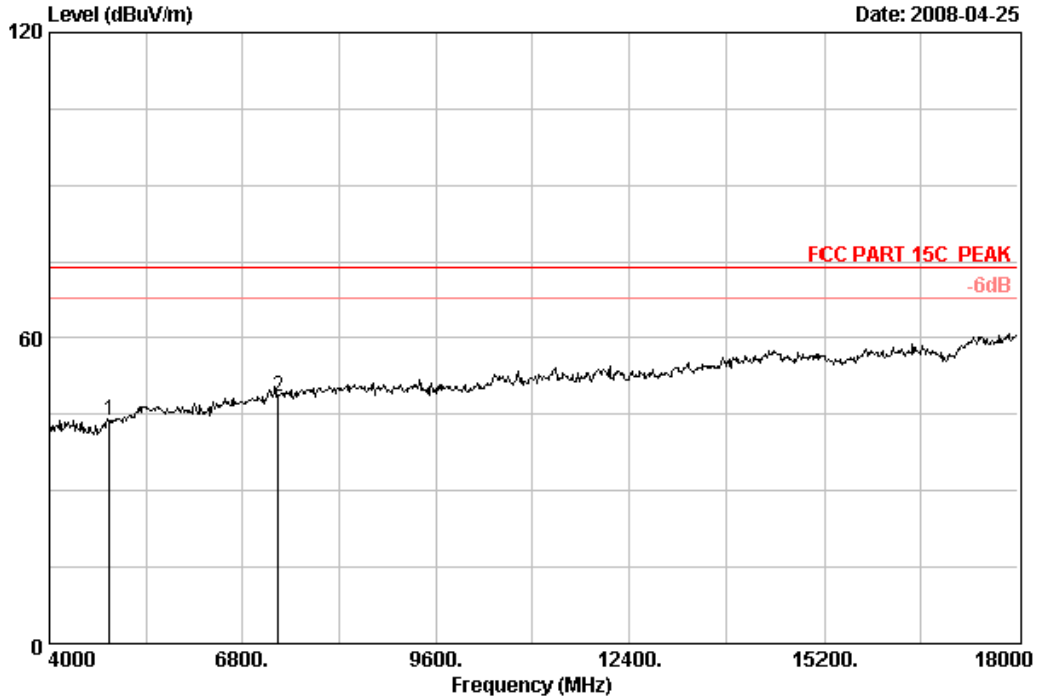
	Ant.	Cable	Amp	Emission			Margin	Remark	
Freq.	Factor	Loss	Factor	Reading	Level	Limits			
(MHz)	(dB/m)	(dB)	(dB)	(dBuV)	(dBuV/m)	(dBuV/m)	(dB)		
1	4824.00	34.02	10.55	34.49	31.04	41.12	54.00	12.88	Average
2	7236.00	37.39	12.16	34.44	29.05	44.16	54.00	9.84	Average

Remarks: 1. Emission Level= Antenna Factor + Cable Loss - Amp Factor + Reading.
 2. The emission levels that are 20dB below the official limit are not reported.



No.6 Ke Feng Road,B1;ck 52,
 ShenZhen Science & Industry Park
 Noutou,ShenZhen,GuangDong,China
 Tel:+86-755-26639495-7
 Fax:+86-755-26632877
 Postcode:518057

Data: 29 File: D:\2008 report data\E\ACS80644.EMI (72)



Site no. : RF Chamber Data no. : 29
 Dis. / Ant. : 3m 3115 FACTOR Ant. pol. : HORIZONTAL
 Limit : FCC PART 15C PEAK
 Env. / Ins. : 23°C/54% Engineer : Jamy
 EUT : Kodak Easyshare W820 Wireless Digital Frame
 Power Rating: DC 12V From Adapter AC120V/60Hz
 Test Mode : IEEE802.11g CH6:2437MHz Tx
 M/N : W820

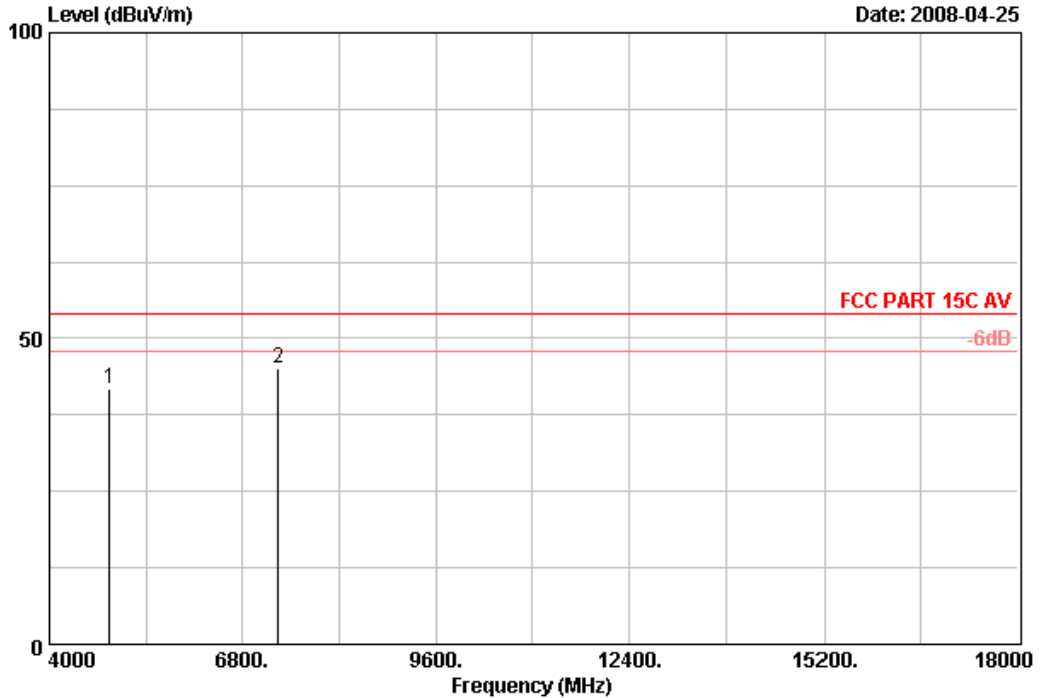
	Ant.	Cable	Amp	Emission					
Freq.	Factor	Loss	Factor	Reading	Level	Limits	Margin	Remark	
(MHz)	(dB/m)	(dB)	(dB)	(dBuV)	(dBuV/m)	(dBuV/m)	(dB)		
1	4874.00	34.16	10.56	34.48	33.38	43.62	74.00	30.38	Peak
2	7311.00	37.50	12.17	34.46	33.39	48.60	74.00	25.40	Peak

Remarks: 1. Emission Level= Antenna Factor + Cable Loss - Amp Factor + Reading.
 2. The emission levels that are 20dB below the official limit are not reported.



No.6 Ke Feng Road,B1;ck 52,
 ShenZhen Science & Industry Park
 Noutou,ShenZhen,GuangDong,China
 Tel:+86-755-26639495-7
 Fax:+86-755-26632877
 Postcode:518057

Data: 30 File: D:\2008 report data\E\ACS80644.EMI (72)



Site no. : RF Chamber Data no. : 30
 Dis. / Ant. : 3m 3115 FACTOR Ant. pol. : HORIZONTAL
 Limit : FCC PART 15C AV
 Env. / Ins. : 23°C/54% Engineer : Jamy
 EUT : Kodak Easyshare W820 Wireless Digital Frame
 Power Rating: DC 12V From Adapter AC120V/60Hz
 Test Mode : IEEE802.11g CH6:2437MHz Tx
 M/N : W820

	Ant.	Cable	Amp	Emission			Margin	Remark	
Freq.	Factor	Loss	Factor	Reading	Level	Limits	(dB)		
(MHz)	(dB/m)	(dB)	(dB)	(dBuV)	(dBuV/m)	(dBuV/m)			
1	4874.00	34.16	10.56	34.48	31.63	41.87	54.00	12.13	Average
2	7311.00	37.50	12.17	34.46	29.85	45.06	54.00	8.94	Average

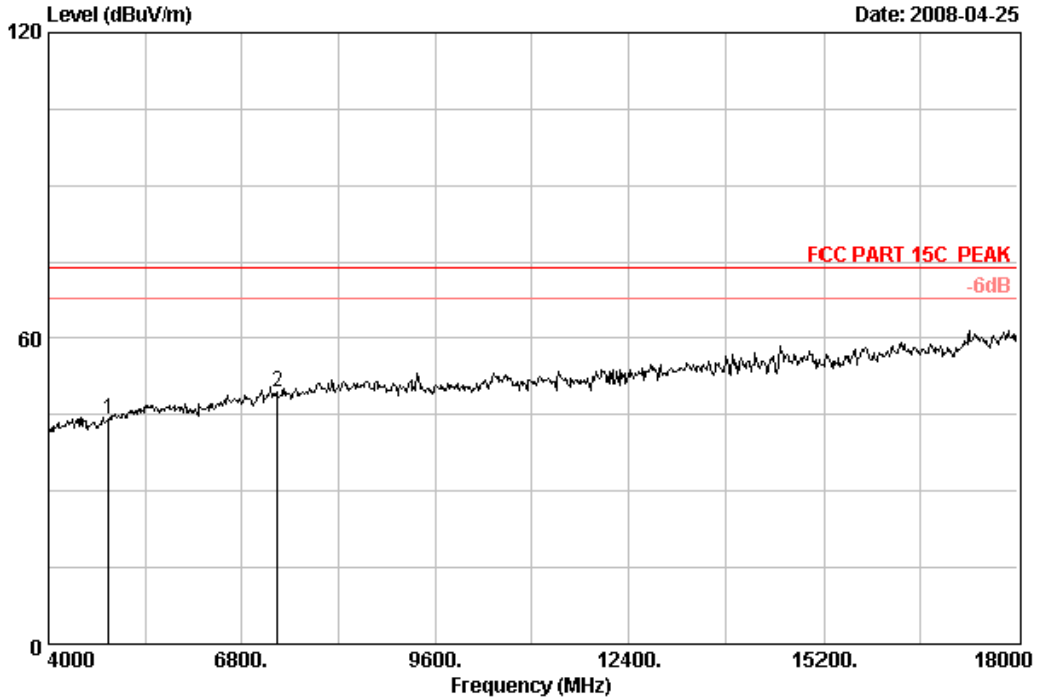
Remarks: 1. Emission Level= Antenna Factor + Cable Loss - Amp Factor + Reading.
 2. The emission levels that are 20dB below the official limit are not reported.



No.6 Ke Feng Road,B1;ck 52,
 ShenZhen Science & Industry Park
 Noutou, ShenZhen, GuangDong, China
 Tel:+86-755-26639495-7
 Fax:+86-755-26632877
 Postcode:518057

Data: 31 File: D:\2008 report data\E\ACS8Q644.EMI (72)

Date: 2008-04-25



Site no. : RF Chamber Data no. : 31
 Dis. / Ant. : 3m 3115 FACTOR Ant. pol. : VERTICAL
 Limit : FCC PART 15C PEAK
 Env. / Ins. : 23°C/54% Engineer : Jamy
 EUT : Kodak Easyshare W820 Wireless Digital Frame
 Power Rating: DC 12V From Adapter AC120V/60Hz
 Test Mode : IEEE802.11g CH6:2437MHz Tx
 M/N : W820

	Ant.	Cable	Amp	Emission			Margin	Remark	
Freq.	Factor	Loss	Factor	Reading	Level	Limits	(dB)		
(MHz)	(dB/m)	(dB)	(dB)	(dBuV)	(dBuV/m)	(dBuV/m)			
1	4874.00	34.16	10.56	34.48	33.97	44.21	74.00	29.79	Peak
2	7311.00	37.50	12.17	34.46	34.28	49.49	74.00	24.51	Peak

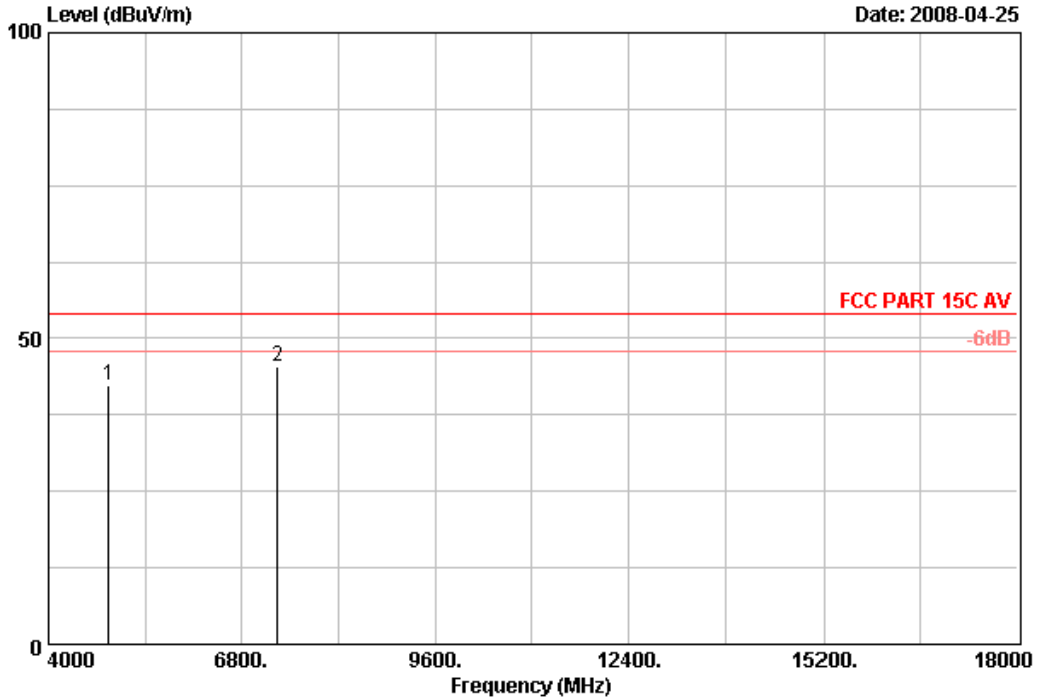
Remarks: 1. Emission Level= Antenna Factor + Cable Loss - Amp Factor + Reading.
 2. The emission levels that are 20dB below the official limit are not reported.



No.6 Ke Feng Road,B1;ck 52,
 ShenZhen Science & Industry Park
 Noutou, ShenZhen, Guangdong, China
 Tel:+86-755-26639495-7
 Fax:+86-755-26632877
 Postcode:518057

Data: 32 File: D:\2008 report data\EACSBQ644.EMI (72)

Date: 2008-04-25



Site no. : RF Chamber Data no. : 32
 Dis. / Ant. : 3m 3115 FACTOR Ant. pol. : VERTICAL
 Limit : FCC PART 15C AV
 Env. / Ins. : 23°C/54% Engineer : Jamy
 EUT : Kodak Easyshare W820 Wireless Digital Frame
 Power Rating: DC 12V From Adapter AC120V/60Hz
 Test Mode : IEEE802.11g CH6:2437MHz Tx
 M/N : W820

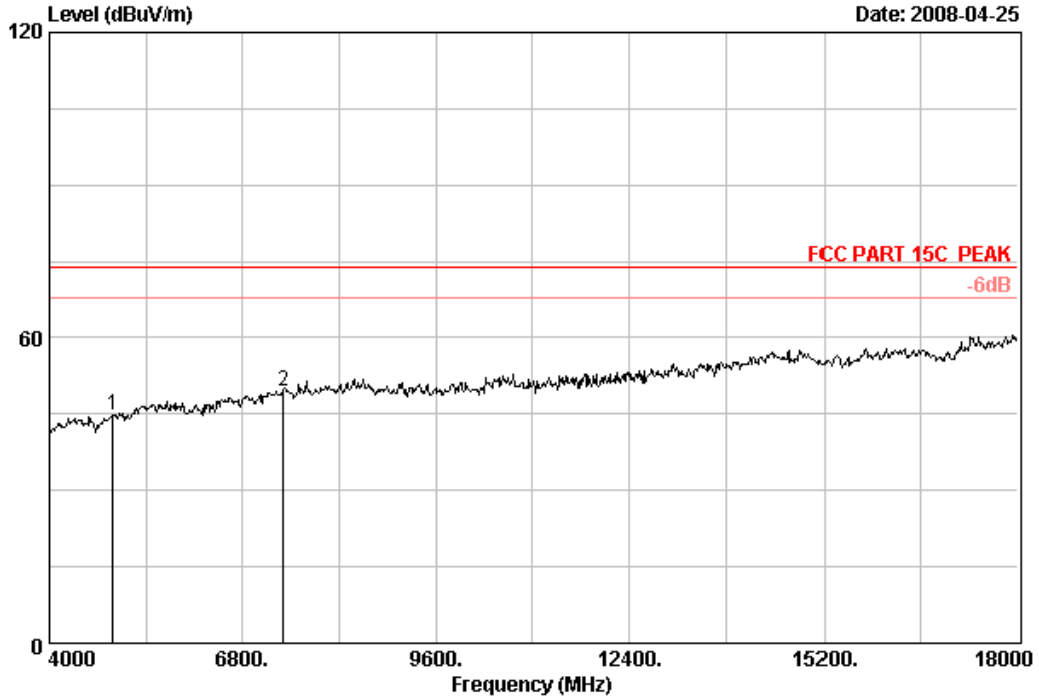
	Ant.	Cable	Amp	Emission			Margin	Remark	
Freq.	Factor	Loss	Factor	Reading	Level	Limits	(dB)		
(MHz)	(dB/m)	(dB)	(dB)	(dBuV)	(dBuV/m)	(dBuV/m)			
1	4874.00	34.16	10.56	34.48	31.97	42.21	54.00	11.79	Average
2	7311.00	37.50	12.17	34.46	30.28	45.49	54.00	8.51	Average

Remarks: 1. Emission Level= Antenna Factor + Cable Loss - Amp Factor + Reading.
 2. The emission levels that are 20dB below the official limit are not reported.



No.6 Ke Feng Road,B1;ck 52,
 ShenZhen Science & Industry Park
 Noutou,ShenZhen,GuangDong,China
 Tel:+86-755-26639495-7
 Fax:+86-755-26632877
 Postcode:518057

Data: 35 File: D:\2008 report data\E\ACS80644.EMI (72)



Site no. : RF Chamber Data no. : 35
 Dis. / Ant. : 3m 3115 FACTOR Ant. pol. : HORIZONTAL
 Limit : FCC PART 15C PEAK
 Env. / Ins. : 23°C/54% Engineer : Jamy
 EUT : Kodak Easyshare W820 Wireless Digital Frame
 Power Rating: DC 12V From Adapter AC120V/60Hz
 Test Mode : IEEE802.11g CH11:2462MHz Tx
 M/N : W820

	Freq. (MHz)	Ant. Factor (dB/m)	Cable Loss (dB)	Amp Factor (dB)	Reading (dBuV)	Emission Level (dBuV/m)	Limits (dBuV/m)	Margin (dB)	Remark
1	4924.00	34.29	10.58	34.47	34.44	44.84	74.00	29.16	Peak
2	7386.00	37.63	12.31	34.47	34.15	49.62	74.00	24.38	Peak

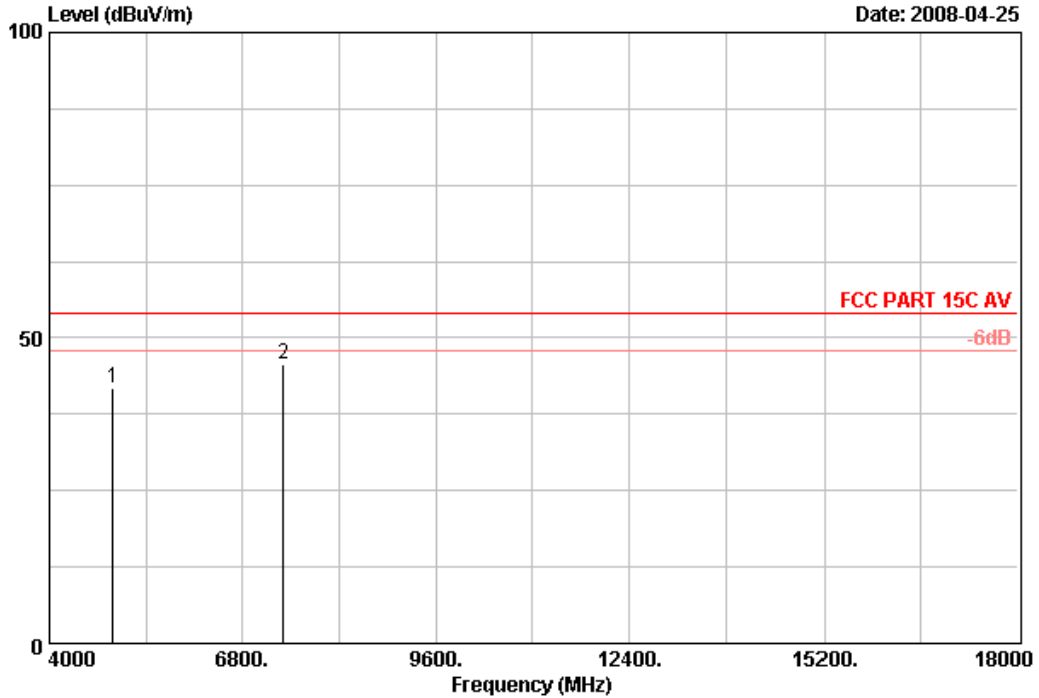
Remarks: 1. Emission Level= Antenna Factor + Cable Loss - Amp Factor + Reading.
 2. The emission levels that are 20dB below the official limit are not reported.



No.6 Ke Feng Road,B1;ck 52,
 ShenZhen Science & Industry Park
 Noutou,ShenZhen,GuangDong,China
 Tel:+86-755-26639495-7
 Fax:+86-755-26632877
 Postcode:518057

Data: 36 File: D:\2008 report data\E\ACS80644.EMI (72)

Date: 2008-04-25



Site no. : RF Chamber Data no. : 36
 Dis. / Ant. : 3m 3115 FACTOR Ant. pol. : HORIZONTAL
 Limit : FCC PART 15C AV
 Env. / Ins. : 23°C/54% Engineer : Jamy
 EUT : Kodak Easyshare W820 Wireless Digital Frame
 Power Rating: DC 12V From Adapter AC120V/60Hz
 Test Mode : IEEE802.11g CH11:2462MHz Tx
 M/N : W820

	Ant.	Cable	Amp	Emission			Margin	Remark	
Freq. (MHz)	Factor (dB/m)	Loss (dB)	Factor (dB)	Reading (dBuV)	Level (dBuV/m)	Limits (dBuV/m)	(dB)		
1	4924.00	34.29	10.58	34.47	31.44	41.84	54.00	12.16	Average
2	7386.00	37.63	12.31	34.47	30.15	45.62	54.00	8.38	Average

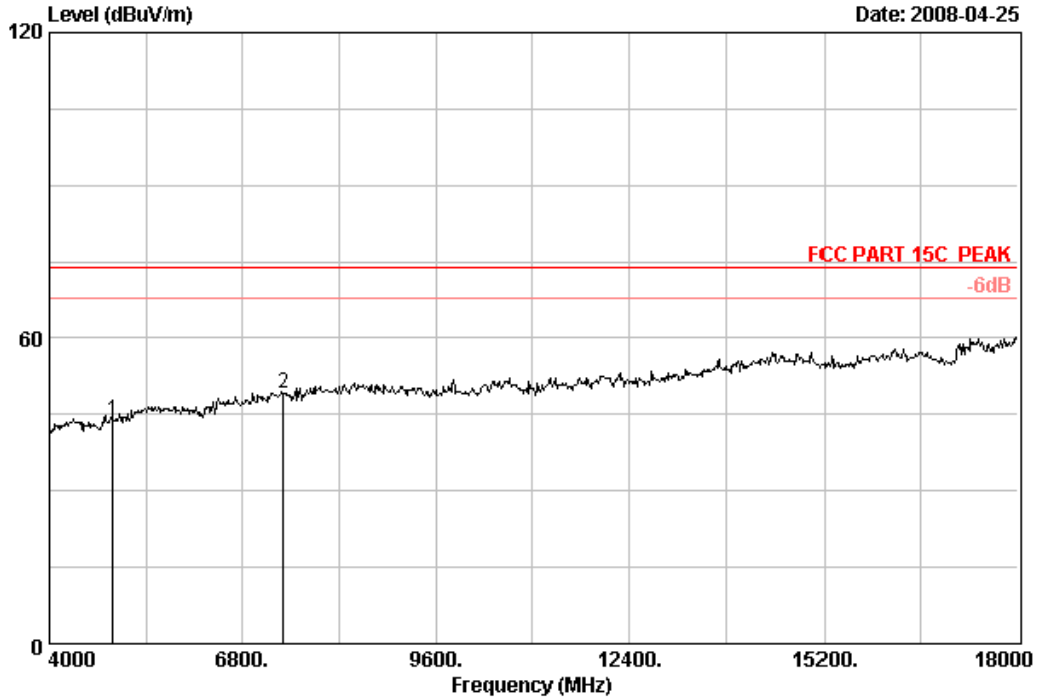
Remarks: 1. Emission Level= Antenna Factor + Cable Loss - Amp Factor + Reading.
 2. The emission levels that are 20dB below the official limit are not reported.



No.6 Ke Feng Road,B1;ck 52,
ShenZhen Science & Industry Park
Noutou,ShenZhen,GuangDong,China
Tel:+86-755-26639495-7
Fax:+86-755-26632877
Postcode:518057

Data: 33 File: D:\2008 report data\E\ACS80644.EMI (72)

Date: 2008-04-25



Site no. : RF Chamber Data no. : 33
 Dis. / Ant. : 3m 3115 FACTOR Ant. pol. : VERTICAL
 Limit : FCC PART 15C PEAK
 Env. / Ins. : 23°C/54% Engineer : Jamy
 EUT : Kodak Easyshare W820 Wireless Digital Frame
 Power Rating: DC 12V From Adapter AC120V/60Hz
 Test Mode : IEEE802.11g CH11:2462MHz Tx
 M/N : W820

	Ant.	Cable	Amp	Emission			Margin	Remark	
Freq.	Factor	Loss	Factor	Reading	Level	Limits	(dB)		
(MHz)	(dB/m)	(dB)	(dB)	(dBuV)	(dBuV/m)	(dBuV/m)			
1	4924.00	34.29	10.58	34.47	33.43	43.83	74.00	30.17	Peak
2	7386.00	37.63	12.31	34.47	33.62	49.09	74.00	24.91	Peak

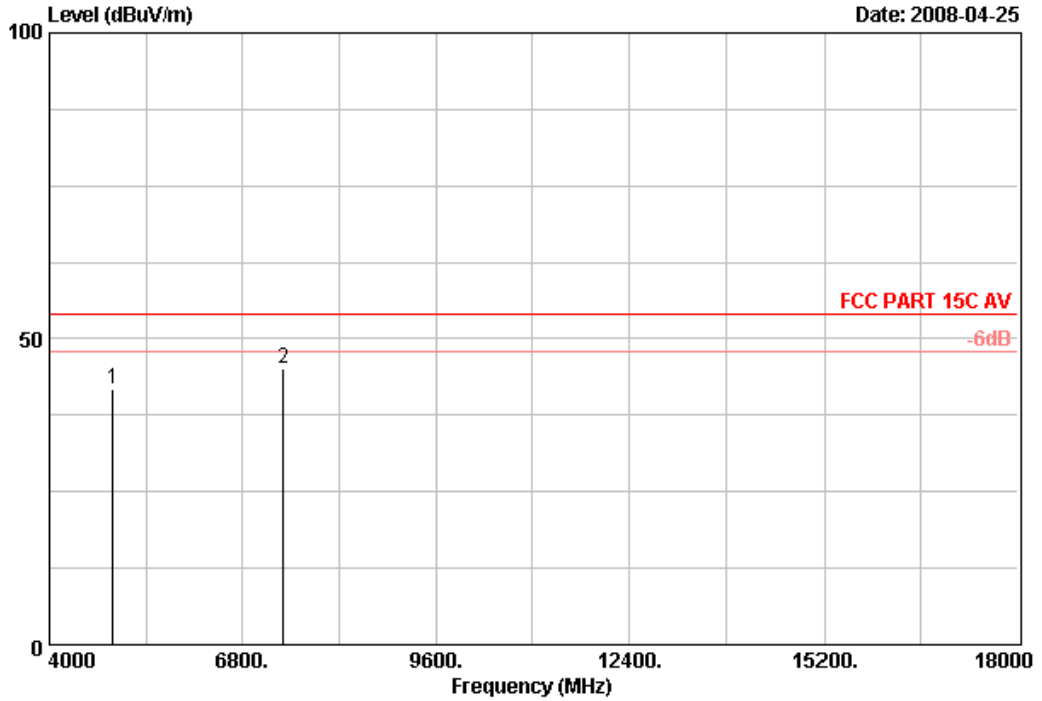
Remarks: 1. Emission Level= Antenna Factor + Cable Loss - Amp Factor + Reading.
 2. The emission levels that are 20dB below the official limit are not reported.



No.6 Ke Feng Road,B1;ck 52,
 ShenZhen Science & Industry Park
 Noutou,ShenZhen,GuangDong,China
 Tel:+86-755-26639495-7
 Fax:+86-755-26632877
 Postcode:518057

Data: 34 File: D:\2008 report data\E\ACS80644.EMI (72)

Date: 2008-04-25



Site no. : RF Chamber Data no. : 34
 Dis. / Ant. : 3m 3115 FACTOR Ant. pol. : VERTICAL
 Limit : FCC PART 15C AV
 Env. / Ins. : 23°C/54% Engineer : Jamy
 EUT : Kodak Easyshare W820 Wireless Digital Frame
 Power Rating: DC 12V From Adapter AC120V/60Hz
 Test Mode : IEEE802.11g CH11:2462MHz Tx
 M/N : W820

	Freq. (MHz)	Ant. Factor (dB/m)	Cable Loss (dB)	Amp Factor (dB)	Reading (dBuV)	Emission Level (dBuV/m)	Limits (dBuV/m)	Margin (dB)	Remark
1	4924.00	34.29	10.58	34.47	31.43	41.83	54.00	12.17	Average
2	7386.00	37.63	12.31	34.47	29.62	45.09	54.00	8.91	Average

Remarks: 1. Emission Level= Antenna Factor + Cable Loss - Amp Factor + Reading.
 2. The emission levels that are 20dB below the official limit are not reported.

5. 6dB Bandwidth Test

5.1. Test Equipment

Item	Equipment	Manufacturer	Model No.	Serial No.	Last Cal.	Cal. Interval
1.	Spectrum Analyzer	Agilent	E4446A	US44300459	May,10, 08	1 Year
2	RF Cable	Hubersuhner	SUCOFLEX	182768/4	May,28, 08	1Year

5.2. Test Information

EUT:	Kodak EasyShare W820 Wireless Digital Frame
M/N:	W820
Test Date:	Jul.25, 2008
Ambient Temperature:	23°C
Relative Humidity:	60%
Test standard:	FCC PART 15C: 15.247
Test mode:	TX
Test Frequency:	CH1: 2412MHz CH6: 2437MHz CH11: 2462MHz
Tested By:	Jamy

5.3. Test Procedure

The transmitter output was connected to a spectrum analyzer. The bandwidth of the fundamental frequency was measured by spectrum analyzer with 100 KHz RBW and 100 KHz VBW. The 6dB bandwidth is defined as the total spectrum the power of which is higher than peak power minus 6dB.

5.4. Test Results

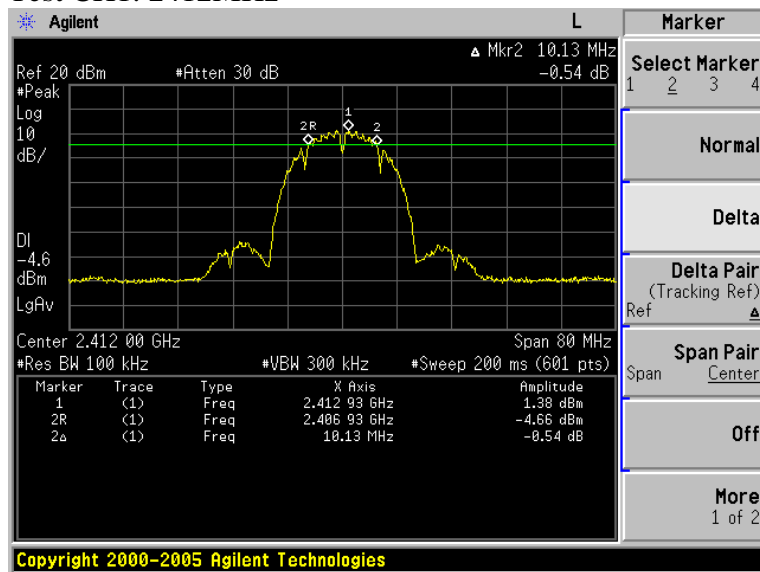
Test Mode: IEEE 802.11b TX

CH	6dB Bandwidth (MHz)	Limit(KHz)	Conclusion
1	10.13	>500	PASS
6	10.13	>500	PASS
11	10.00	>500	PASS

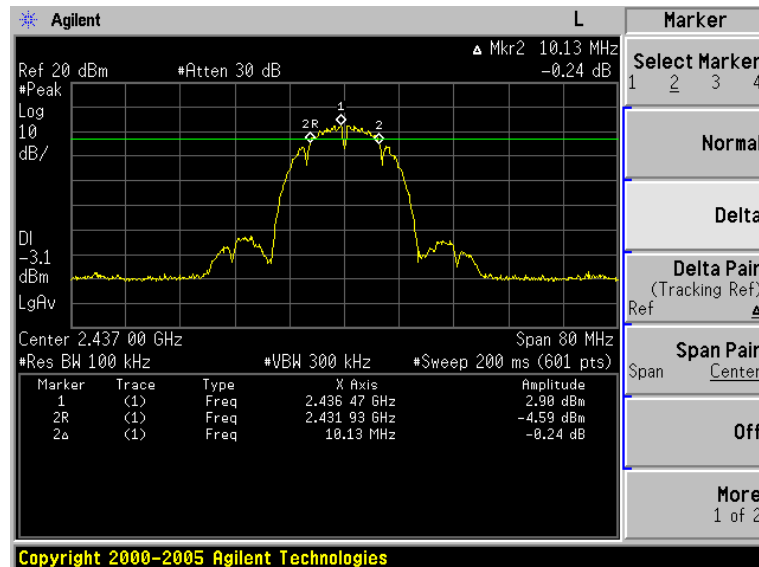
Test Mode: IEEE 802.11g TX

CH	6dB Bandwidth (MHz)	Limit(KHz)	Conclusion
1	16.53	>500	PASS
6	16.53	>500	PASS
11	16.53	>500	PASS

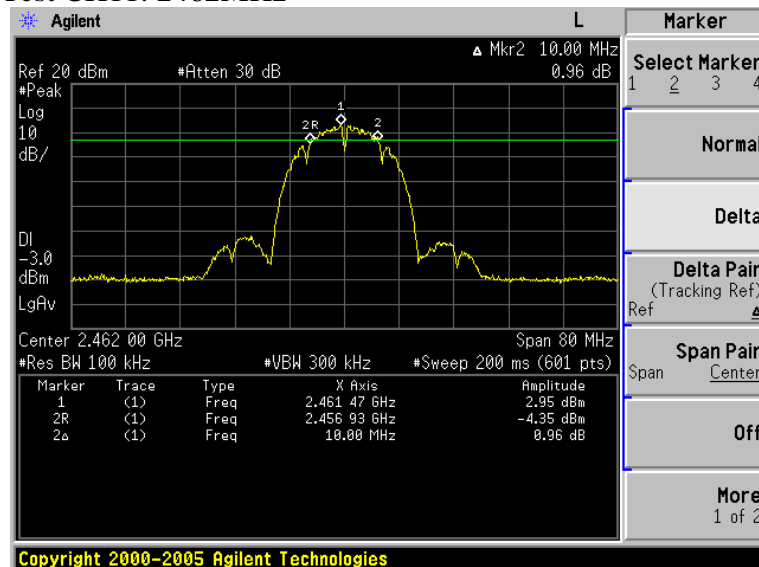
IEEE802.11b TX
 Test CH1: 2412MHz



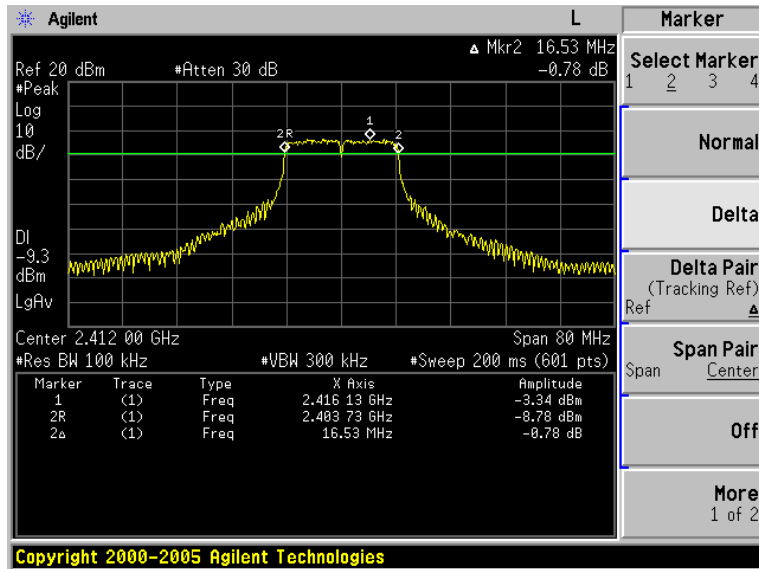
Test CH6: 2437MHz



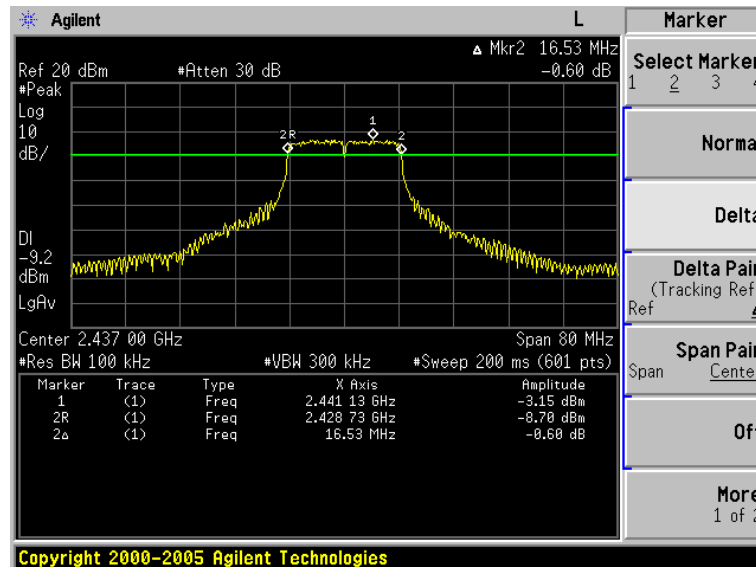
Test CH11: 2462MHz



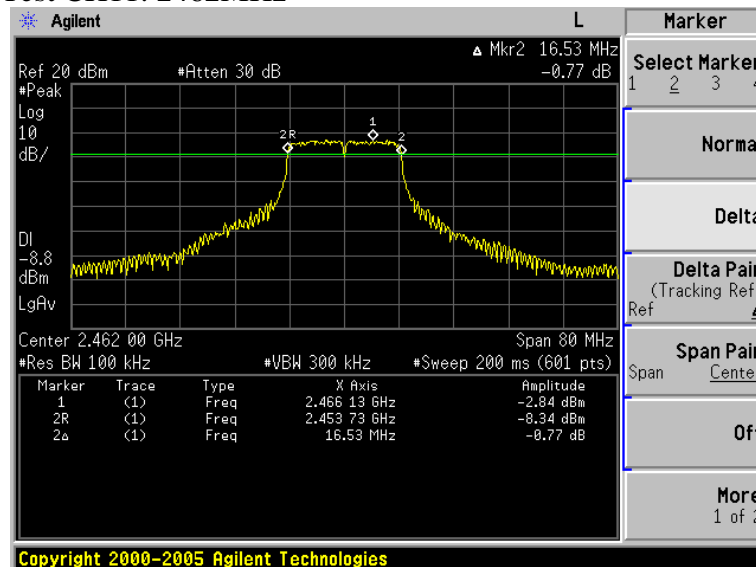
IEEE802.11g TX
Test CH1: 2412MHz



Test CH6: 2437MHz



Test CH11: 2462MHz



6. OUTPUT POWER TEST

6.1. Test Equipment

Item	Equipment	Manufacturer	Model No.	Serial No.	Last Cal.	Cal. Interval
1.	Attenuator	Agilent	8491B	MY39262165	May,28, 08	1 Year
2	Power meter	Anritsu	ML2487A	6K00002472	May,10, 08	1 Year
3	Power sensor	Anritsu	ML2491A	032516	May,10, 08	1 Year
4	RF Cable	Hubersuhner	SUCOFLEX	182769/4	May,28, 08	1 Year
5	RF Cable	Hubersuhner	SUCOFLEX	182768/4	May,28, 08	1 Year

6.2. Limit(FCC Part 15C 15.247 b(3))

For systems using digital modulation in the 2400—2483.5MHz, The Peak out put Power shall not exceed 1 W(30dBm)

6.3. Test Procedure

The transmitter output was connected to a power meter, and read out the PK output power.

6.4. Test Results

Maximum Peak Conducted Output Power							
EUT: Kodak EasyShare W820 Wireless Digital Frame				M/N: W820			
Power: DC 12V From Adapter 120V/60Hz							
Ambient Temperature:23°C Relative Humidity: 60%							
Test date:2008/07/25		Test site: RF site		Tested By: Jamy			
Test data rate: IEEE802.11b 1Mbps;IEEE802.11g:6Mbps (see note)							
Cable Loss: 1.9dB Attenuator: 20dB							
Test CH		CH1:2412MHz CH6:2437MHz CH11:2462MHz					
Mode	CH	Peak read (dBm)	Cable loss (dB)	Attenuator (dB)	PK Result (dBm)	Limit (dBm)	Conclusion
IEEE802.11b	CH1	-5.13	1.9	20	16.77	30	Pass
	CH6	-4.44	1.9	20	17.46	30	Pass
	CH11	-4.77	1.9	20	17.13	30	Pass
IEEE802.11g	CH1	-2.79	1.9	20	19.11	30	Pass
	CH6	-0.01	1.9	20	21.89	30	Pass
	CH11	-0.51	1.9	20	21.39	30	Pass
Note1:According Exploratory test, These data rate have the maximum output power							
Note2:Result=Read+ cable loss + Attenuator							

7. BAND EDGE COMPLIANCE TEST

7.1. Test Equipment

Item	Equipment	Manufacturer	Model No.	Serial No.	Last Cal.	Cal. Interval
1.	Spectrum Analyzer	Agilent	E4446A	US44300459	May.10, 08	1 Year
2.	Amp	HP	8449B	3008A00863	May.10, 08	1 Year
3.	Antenna	EMCO	3115	9607-4877	Jan. 23, 07	1.5 Year
4.	HF Cable	Hubersuhne	Sucoflex104	-	May 10, 08	1 Year

7.2. Limit

According to §15.247(c), in any 100 kHz bandwidth outside the frequency bands in which the spread spectrum intentional radiator is operating, the radio frequency power that is produced by the intentional radiator shall be at least 20dB below that in the 100kHz bandwidth within the band that contains the highest level of the desired power. In addition, radiated emissions which fall in the restricted bands, as defined in §15.205(a), must also comply with the radiated emission limits specified in §15.209(a).

7.3. Test Procedure

1. The EUT is placed on a turntable, which is 0.8m above the ground plane and worked at highest radiated power.
2. The turntable was rotated for 360 degrees to determine the position of maximum emission level.
3. EUT is set 3m away from the receiving antenna, which is varied from 1m to 4m to find out the highest emission.
4. Set the spectrum analyzer in the following setting in order to capture the lower and upperband-edges of the emission:
 - (a) PEAK: RBW=VBW=1MHz / Sweep=AUTO
 - (b) AVERAGE: RBW=1MHz / VBW=10Hz / Sweep=AUTO

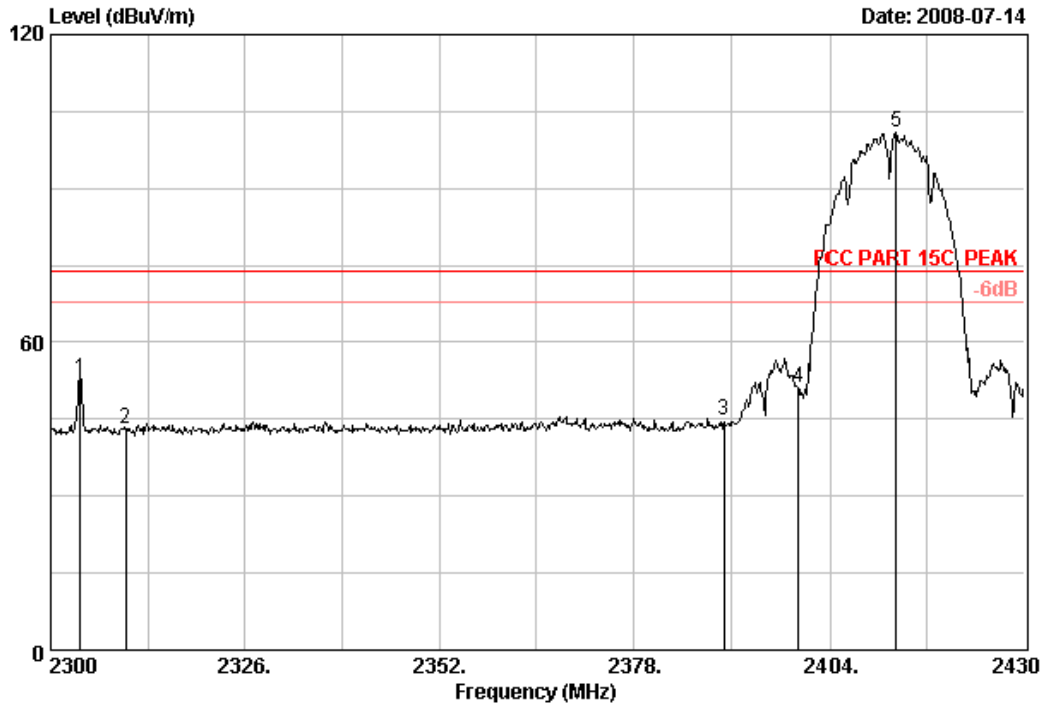
7.4. Test Results

Pass (The testing data was attached in the next pages.)



No.6 Ke Feng Road,B1;ck 52,
 ShenZhen Science & Industry Park
 Noutou, ShenZhen, GuangDong, China
 Tel:+86-755-26639495-7
 Fax:+86-755-26632877
 Postcode:518057

Data: 1 File: D:\2008 report data\E\ENSKY\ACS8Q644.EMI (56)



Site no. : 3# Chamber Data no. : 1
 Dis. / Ant. : 3m 3115 FACTOR Ant. pol. : HORIZONTAL
 Limit : FCC PART 15C PEAK
 Env. / Ins. : 23°C/54% Engineer : Jamy
 EUT : Kodak Easyshare W820 Wireless Digital Frame
 Power Rating: DC 12V From Adapter AC120V/60Hz
 Test Mode : IEEE802.11b CH1:2412MHz Tx
 M/N : W820

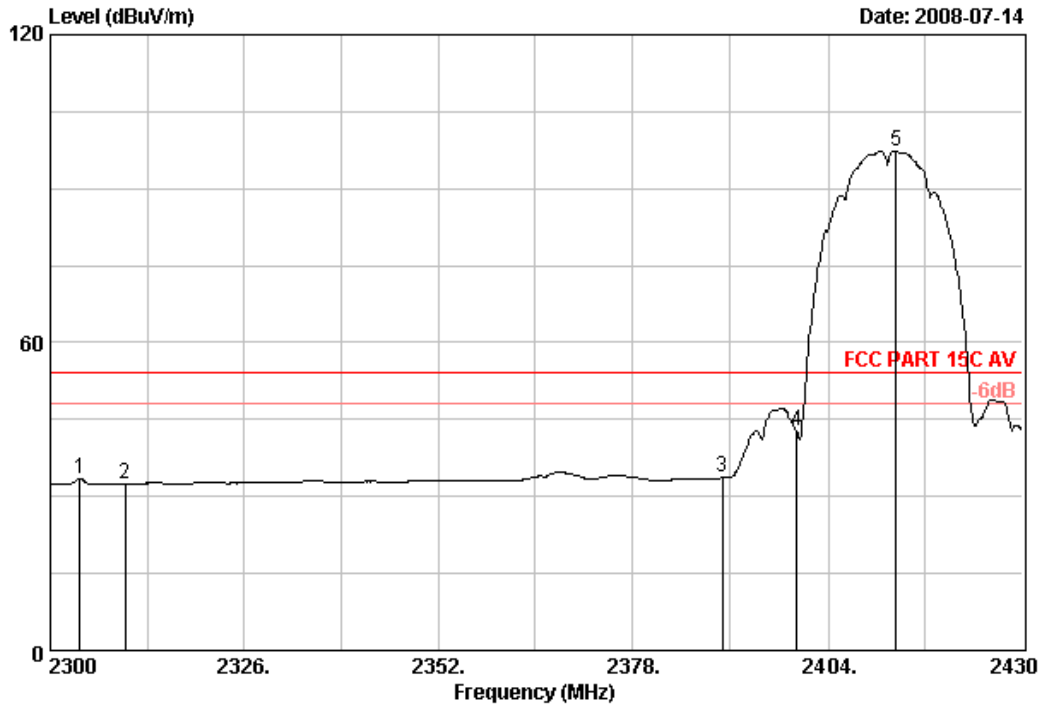
	Freq. (MHz)	Ant. Factor (dB/m)	Cable Loss (dB)	Reading (dBuV/m)	Emission Level (dBuV/m)	Limits (dBuV/m)	Margin (dB)	Remark
1	2303.90	28.79	6.63	52.48	52.69	74.00	21.31	Peak
2	2310.00	28.79	6.63	42.87	43.08	74.00	30.92	Peak
3	2390.00	28.99	6.71	44.20	44.72	74.00	29.28	Peak
4	2400.00	28.99	6.73	50.62	51.16	74.00	22.84	Peak
5	2412.84	29.03	6.77	100.31	100.94	74.00	-26.94	Peak

Remarks: 1. Emission Level= Antenna Factor + Cable Loss + Reading.
 2. The emission levels that are 20dB below the official limit are not reported.



No.6 Ke Feng Road,B1;ck 52,
 ShenZhen Science & Industry Park
 Noutou,ShenZhen,GuangDong,China
 Tel:+86-755-26639495-7
 Fax:+86-755-26632877
 Postcode:518057

Data: 2 File: D:\2008 report data\E\ENSKY\ACS80644.EMI (56)



Site no. : 3# Chamber Data no. : 2
 Dis. / Ant. : 3m 3115 FACTOR Ant. pol. : HORIZONTAL
 Limit : FCC PART 15C AV
 Env. / Ins. : 23°C/54% Engineer : Jamy
 EUT : Kodak Easyshare W820 Wireless Digital Frame
 Power Rating: DC 12V From Adapter AC120V/60Hz
 Test Mode : IEEE802.11b CH1:2412MHz Tx
 M/N : W820

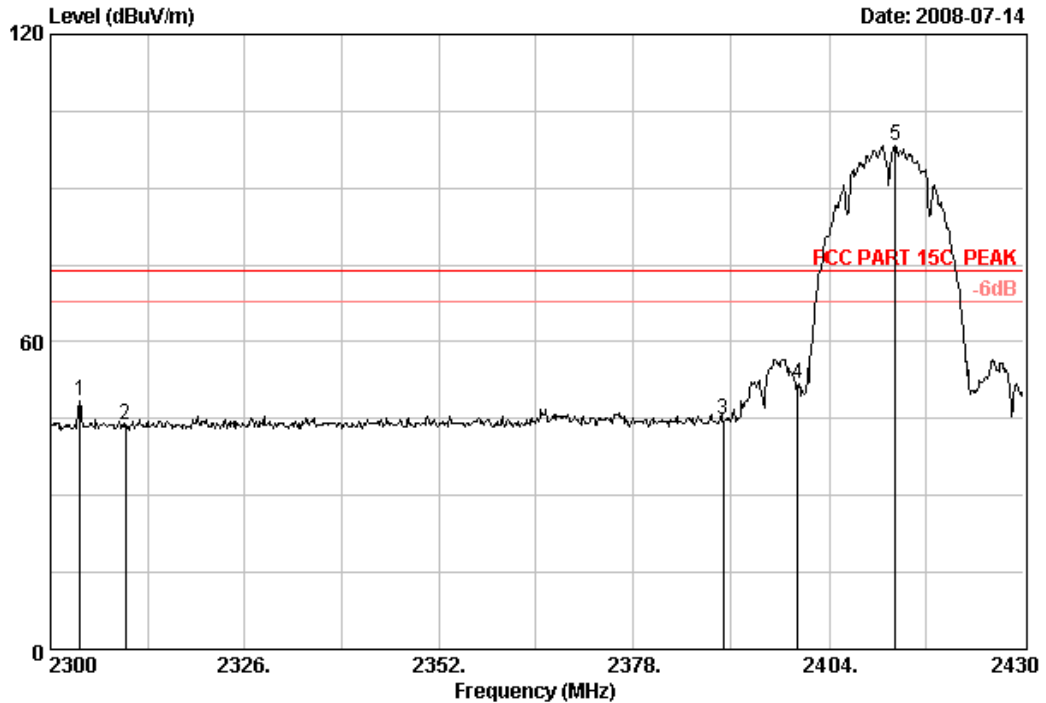
	Freq. (MHz)	Ant. Factor (dB/m)	Cable Loss (dB)	Reading (dBuV/m)	Emission Level (dBuV/m)	Limits (dBuV/m)	Margin (dB)	Remark
1	2303.90	28.79	6.63	33.20	33.41	54.00	20.59	Average
2	2310.00	28.79	6.63	32.25	32.46	54.00	21.54	Average
3	2390.00	28.99	6.71	33.10	33.62	54.00	20.38	Average
4	2400.00	28.99	6.73	42.16	42.70	54.00	11.30	Average
5	2413.10	29.03	6.77	96.80	97.43	54.00	-43.43	Average

Remarks: 1. Emission Level= Antenna Factor + Cable Loss + Reading.
 2. The emission levels that are 20dB below the official limit are not reported.



No.6 Ke Feng Road,B1;ck 52,
 ShenZhen Science & Industry Park
 Noutou, ShenZhen, Guangdong, China
 Tel:+86-755-26639495-7
 Fax:+86-755-26632877
 Postcode:518057

Data: 3 File: D:\2008 report data\E\ENSKY\ACS80644.EMI (56)



Site no. : 3# Chamber Data no. : 3
 Dis. / Ant. : 3m 3115 FACTOR Ant. pol. : VERTICAL
 Limit : FCC PART 15C PEAK
 Env. / Ins. : 23°C/54% Engineer : Jamy
 EUT : Kodak Easyshare W820 Wireless Digital Frame
 Power Rating: DC 12V From Adapter AC120V/60Hz
 Test Mode : IEEE802.11b CH1:2412MHz Tx
 M/N : W820

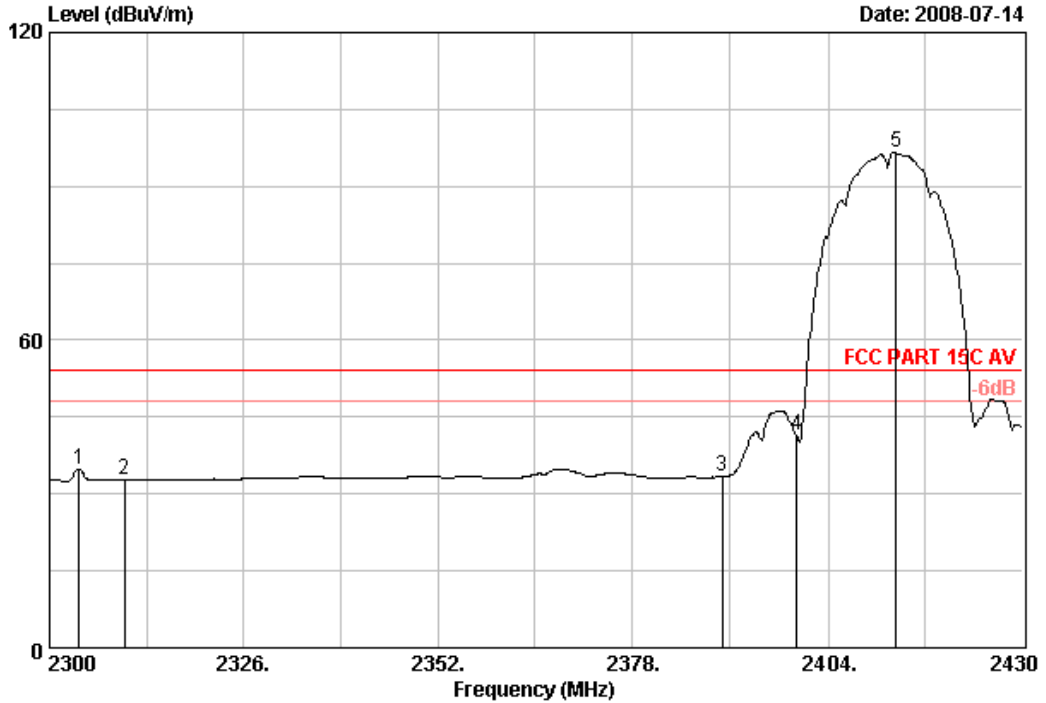
	Freq. (MHz)	Ant. Factor (dB/m)	Cable Loss (dB)	Reading (dBuV/m)	Emission Level (dBuV/m)	Limits (dBuV/m)	Margin (dB)	Remark
1	2303.90	28.79	6.63	48.10	48.31	74.00	25.69	Peak
2	2310.00	28.79	6.63	43.43	43.64	74.00	30.36	Peak
3	2390.00	28.99	6.71	44.39	44.91	74.00	29.09	Peak
4	2400.00	28.99	6.73	51.39	51.93	74.00	22.07	Peak
5	2412.84	29.03	6.77	97.81	98.44	74.00	-24.44	Peak

Remarks: 1. Emission Level= Antenna Factor + Cable Loss + Reading.
 2. The emission levels that are 20dB below the official limit are not reported.



No.6 Ke Feng Road,B1;ck 52,
 ShenZhen Science & Industry Park
 Noutou, ShenZhen, Guangdong, China
 Tel:+86-755-26639495-7
 Fax:+86-755-26632877
 Postcode:518057

Data: 4 File: D:\2008 report data\E\ENSKY\ACS80644.EMI (56)



Site no. : 3# Chamber Data no. : 4
 Dis. / Ant. : 3m 3115 FACTOR Ant. pol. : VERTICAL
 Limit : FCC PART 15C AV
 Env. / Ins. : 23°C/54% Engineer : Jamy
 EUT : Kodak Easyshare W820 Wireless Digital Frame
 Power Rating: DC 12V From Adapter AC120V/60Hz
 Test Mode : IEEE802.11b CH1:2412MHz Tx
 M/N : W820

	Freq. (MHz)	Ant. Factor (dB/m)	Cable Loss (dB)	Reading (dBuV/m)	Emission Level (dBuV/m)	Limits (dBuV/m)	Margin (dB)	Remark
1	2303.90	28.79	6.63	34.70	34.91	54.00	19.09	Average
2	2310.00	28.79	6.63	32.55	32.76	54.00	21.24	Average
3	2390.00	28.99	6.71	32.91	33.43	54.00	20.57	Average
4	2400.00	28.99	6.73	40.97	41.51	54.00	12.49	Average
5	2413.10	29.03	6.77	95.89	96.52	54.00	-42.52	Average

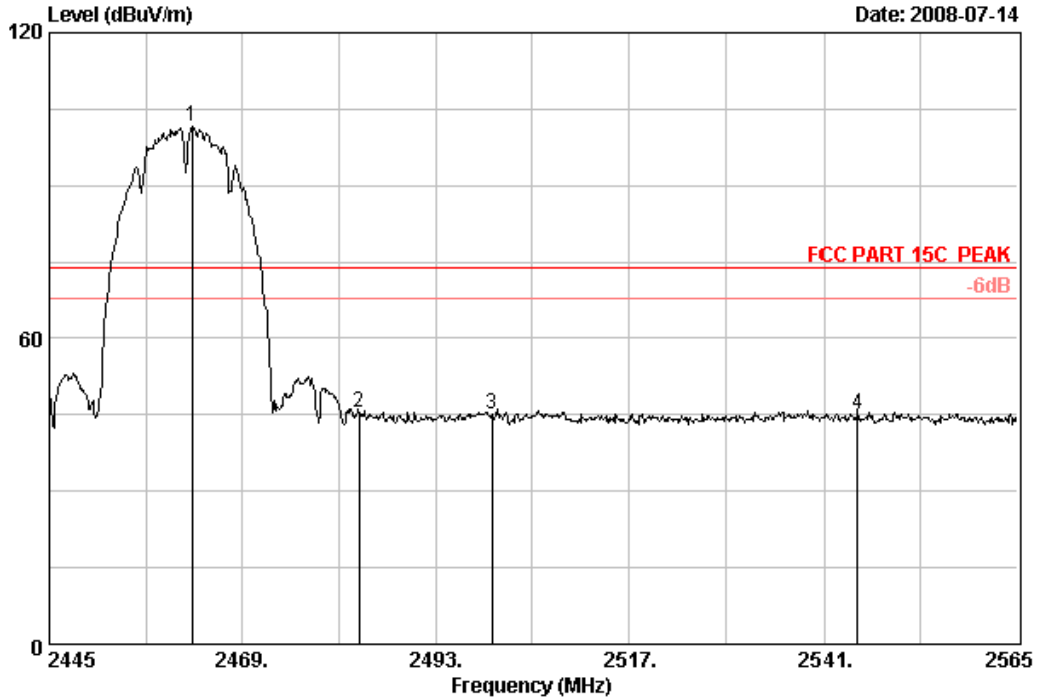
Remarks: 1. Emission Level= Antenna Factor + Cable Loss + Reading.
 2. The emission levels that are 20dB below the official limit are not reported.



No.6 Ke Feng Road,B1:ck 52,
 ShenZhen Science & Industry Park
 Noutou,ShenZhen,GuangDong,China
 Tel:+86-755-26639495-7
 Fax:+86-755-26632877
 Postcode:518057

Data: 7 File: D:\2008 report data\E\ENSKY\ACS8Q644.EMI (56)

Date: 2008-07-14



Site no. : 3# Chamber Data no. : 7
 Dis. / Ant. : 3m 3115 FACTOR Ant. pol. : HORIZONTAL
 Limit : FCC PART 15C PEAK
 Env. / Ins. : 23°C/54% Engineer : Jamy
 EUT : Kodak EasyShare W820 Wireless Digital Frame
 Power Rating: DC 12V From Adapter AC120V/60Hz
 Test Mode : IEEE802.11b CH11:2462MHz Tx
 M/N : W820

	Freq. (MHz)	Ant. Factor (dB/m)	Cable Loss (dB)	Amp Factor (dB)	Reading (dBuV)	Emission Level (dBuV/m)	Limits (dBuV/m)	Margin (dB)	Remark
1	2462.76	29.15	6.84	35.16	100.83	101.66	74.00	-27.66	Peak
2	2483.50	29.19	6.87	35.16	44.48	45.38	74.00	28.62	Peak
3	2500.00	29.23	6.91	35.15	44.12	45.11	74.00	28.89	Peak
4	2545.20	29.41	6.98	35.13	43.72	44.98	74.00	29.02	Peak

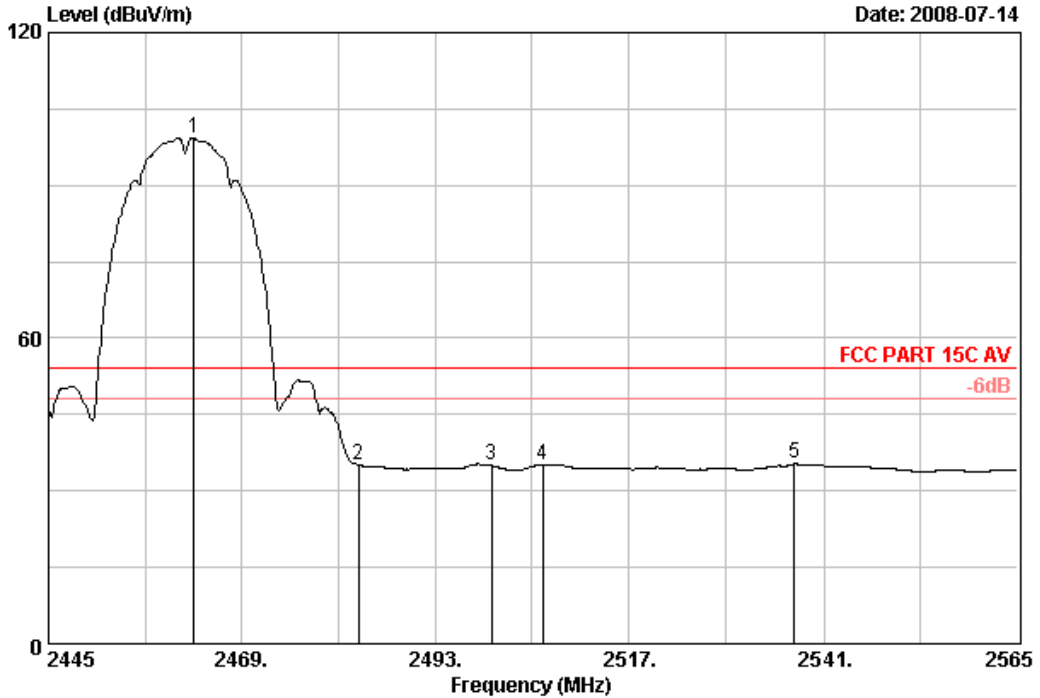
Remarks: 1. Emission Level= Antenna Factor + Cable Loss - Amp Factor + Reading.
 2. The emission levels that are 20dB below the official limit are not reported.



No.6 Ke Feng Road,B1:ck 52,
 ShenZhen Science & Industry Park
 Noutou, ShenZhen, GuangDong, China
 Tel:+86-755-26639495-7
 Fax:+86-755-26632877
 Postcode:518057

Data: 8 File: D:\2008 report data\E\ENSKY\ACS80644.EMI (56)

Date: 2008-07-14



Site no. : 3# Chamber Data no. : 8
 Dis. / Ant. : 3m 3115 FACTOR Ant. pol. : HORIZONTAL
 Limit : FCC PART 15C AV
 Env. / Ins. : 23°C/54% Engineer : Jamy
 EUT : Kodak EasyShare W820 Wireless Digital Frame
 Power Rating: DC 12V From Adapter AC120V/60Hz
 Test Mode : IEEE802.11b CH11:2462MHz Tx
 M/N : W820

	Freq. (MHz)	Ant. Factor (dB/m)	Cable Loss (dB)	Amp Factor (dB)	Reading (dBuV)	Emission Level (dBuV/m)	Limits (dBuV/m)	Margin (dB)	Remark
1	2463.00	29.15	6.84	35.16	98.39	99.22	54.00	-45.22	Average
2	2483.50	29.19	6.87	35.16	34.20	35.10	54.00	18.90	Average
3	2500.00	29.23	6.91	35.15	33.96	34.95	54.00	19.05	Average
4	2506.32	29.29	6.91	35.15	34.21	35.26	54.00	18.74	Average
5	2537.52	29.35	6.96	35.13	34.11	35.29	54.00	18.71	Average

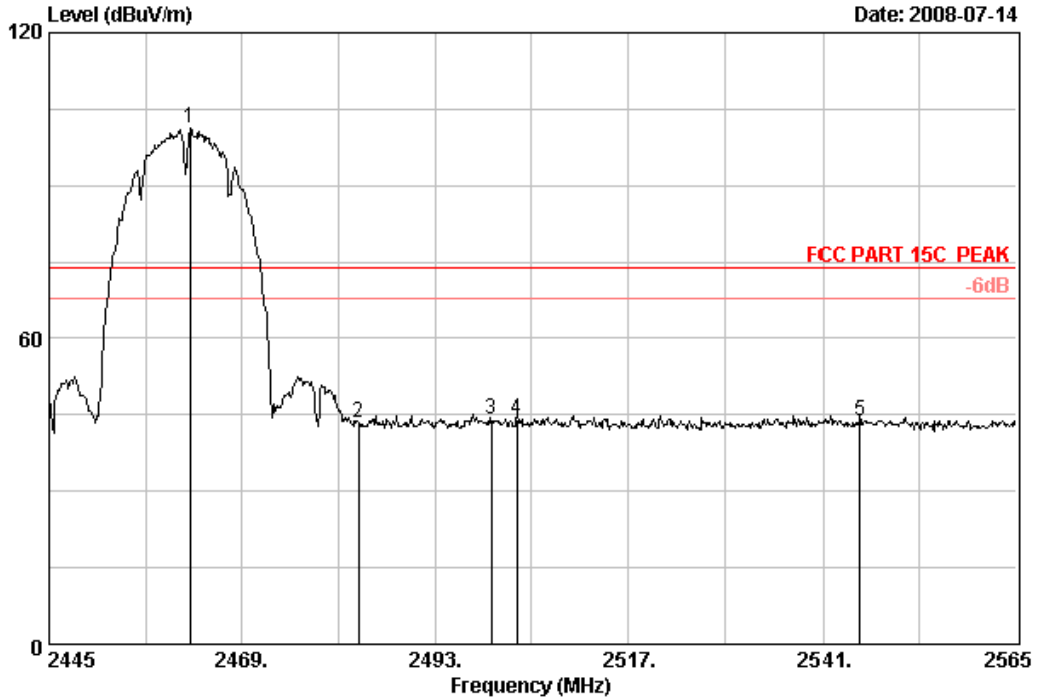
Remarks: 1. Emission Level= Antenna Factor + Cable Loss - Amp Factor + Reading.
 2. The emission levels that are 20dB below the official limit are not reported.



No.6 Ke Feng Road,Block 52,
Shenzhen Science & Industry Park
Noutou, Shenzhen, Guangdong, China
Tel:+86-755-26639495-7
Fax:+86-755-26632877
Postcode:518057

Data: 5 File: D:\2008 report data\E\ENSKY\ACS8Q644.EMI (56)

Date: 2008-07-14



Site no. : 3# Chamber Data no. : 5
 Dis. / Ant. : 3m 3115 FACTOR Ant. pol. : VERTICAL
 Limit : FCC PART 15C PEAK
 Env. / Ins. : 23°C/54% Engineer : Jamy
 EUT : Kodak EasyShare W820 Wireless Digital Frame
 Power Rating: DC 12V From Adapter AC120V/60Hz
 Test Mode : IEEE802.11b CH11:2462MHz Tx
 M/N : W820

	Freq. (MHz)	Ant. Factor (dB/m)	Cable Loss (dB)	Amp Factor (dB)	Reading (dBuV)	Emission Level (dBuV/m)	Limits (dBuV/m)	Margin (dB)	Remark
1	2462.52	29.15	6.84	35.16	100.29	101.12	74.00	-27.12	Peak
2	2483.50	29.19	6.87	35.16	42.71	43.61	74.00	30.39	Peak
3	2500.00	29.23	6.91	35.15	43.08	44.07	74.00	29.93	Peak
4	2503.20	29.23	6.91	35.15	43.28	44.27	74.00	29.73	Peak
5	2545.56	29.41	6.98	35.13	42.52	43.78	74.00	30.22	Peak

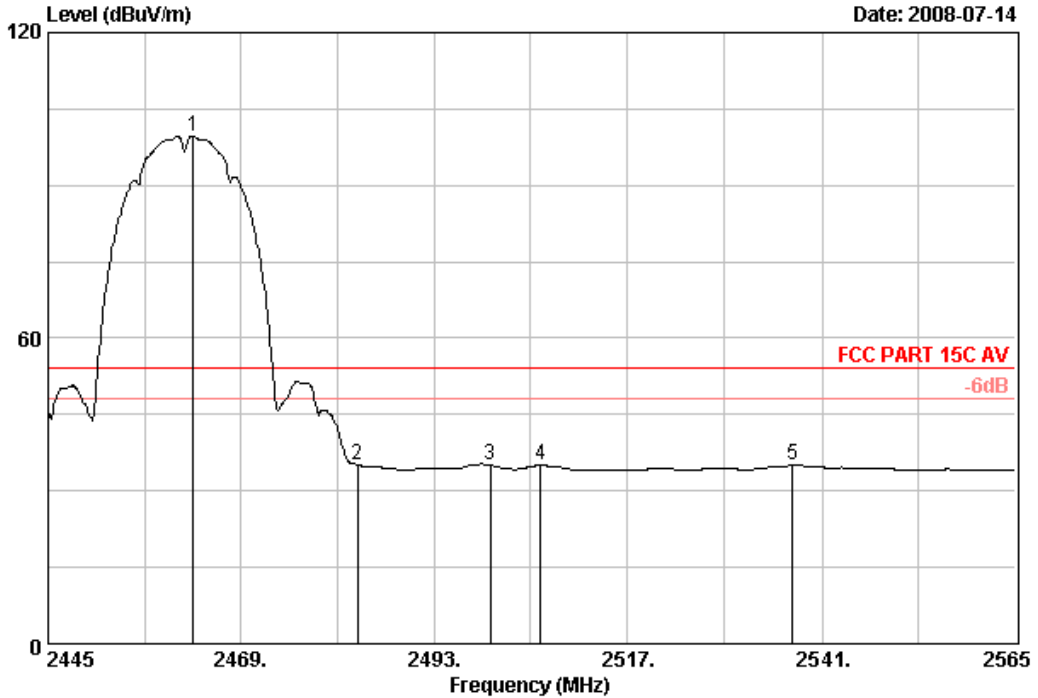
Remarks: 1. Emission Level= Antenna Factor + Cable Loss - Amp Factor + Reading.
 2. The emission levels that are 20dB below the official limit are not reported.



No.6 Ke Feng Road,B1;ck 52,
 ShenZhen Science & Industry Park
 Noutou, ShenZhen, GuangDong, China
 Tel:+86-755-26639495-7
 Fax:+86-755-26632877
 Postcode:518057

Data: 6 File: D:\2008 report data\E\ENSKY\ACS8Q644.EMI (56)

Date: 2008-07-14



Site no. : 3# Chamber Data no. : 6
 Dis. / Ant. : 3m 3115 FACTOR Ant. pol. : VERTICAL
 Limit : FCC PART 15C AV
 Env. / Ins. : 23*C/54% Engineer : Jamy
 EUT : Kodak EasyShare W820 Wireless Digital Frame
 Power Rating: DC 12V From Adapter AC120V/60Hz
 Test Mode : IEEE802.11b CH11:2462MHz Tx
 M/N : W820

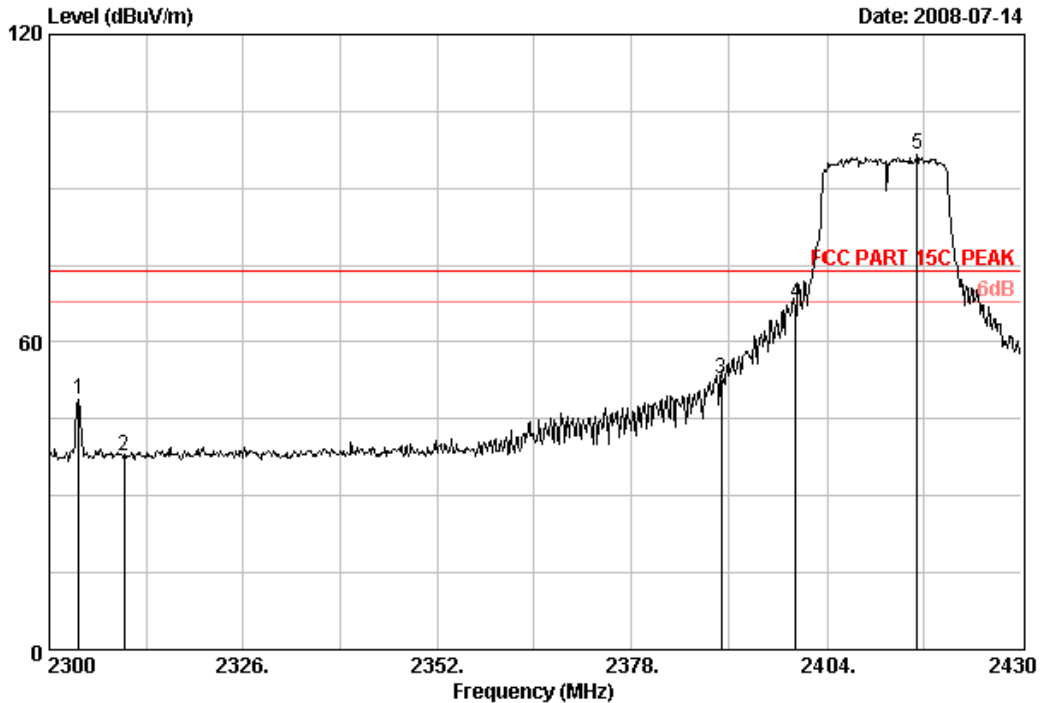
	Freq. (MHz)	Ant. Factor (dB/m)	Cable Loss (dB)	Amp Factor (dB)	Reading (dBuV)	Emission Level (dBuV/m)	Limits (dBuV/m)	Margin (dB)	Remark
1	2463.00	29.15	6.84	35.16	98.79	99.62	54.00	-45.62	Average
2	2483.50	29.19	6.87	35.16	34.18	35.08	54.00	18.92	Average
3	2500.00	29.23	6.91	35.15	34.09	35.08	54.00	18.92	Average
4	2506.20	29.29	6.91	35.15	34.05	35.10	54.00	18.90	Average
5	2537.52	29.35	6.96	35.13	33.89	35.07	54.00	18.93	Average

Remarks: 1. Emission Level= Antenna Factor + Cable Loss - Amp Factor + Reading.
 2. The emission levels that are 20dB below the official limit are not reported.



No.6 Ke Feng Road,B1;ck 52,
 ShenZhen Science & Industry Park
 Noutou,ShenZhen,GuangDong,China
 Tel:+86-755-26639495-7
 Fax:+86-755-26632877
 Postcode:518057

Data: 9 File: D:\2008 report data\E\ENSKY\ACS80644.EMI (56)



Site no. : 3# Chamber Data no. : 9
 Dis. / Ant. : 3m 3115 FACTOR Ant. pol. : HORIZONTAL
 Limit : FCC PART 15C PEAK
 Env. / Ins. : 23°C/54% Engineer : Jamy
 EUT : Kodak EasyShare W820 Wireless Digital Frame
 Power Rating: DC 12V From Adapter AC120V/60Hz
 Test Mode : IEEE802.11g CH1:2412MHz Tx
 M/N : W820

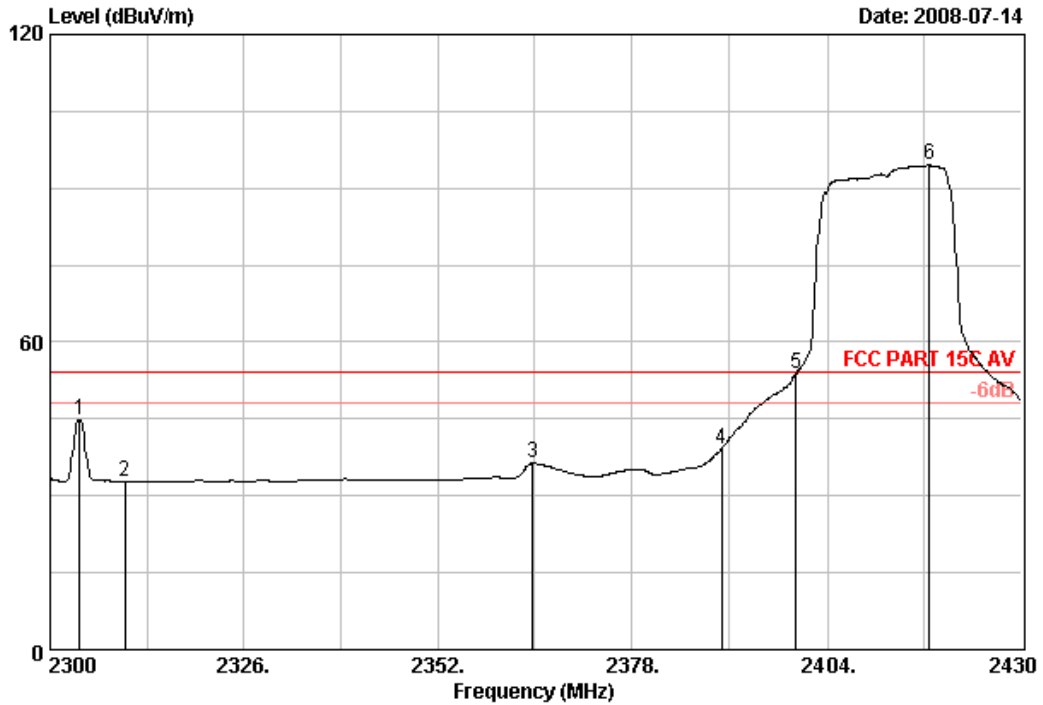
	Freq. (MHz)	Ant. Factor (dB/m)	Cable Loss (dB)	Amp Factor (dB)	Emission Reading (dBuV)	Emission Level (dBuV/m)	Limits (dBuV/m)	Margin (dB)	Remark
1	2303.90	28.79	6.63	35.21	48.68	48.89	74.00	25.11	Peak
2	2310.00	28.79	6.63	35.21	37.52	37.73	74.00	36.27	Peak
3	2390.00	28.99	6.71	35.18	52.14	52.66	74.00	21.34	Peak
4	2400.00	28.99	6.73	35.18	67.09	67.63	74.00	6.37	Peak
5	2416.09	29.03	6.77	35.17	95.99	96.62	74.00	-22.62	Peak

Remarks: 1. Emission Level= Antenna Factor + Cable Loss - Amp Factor + Reading.
 2. The emission levels that are 20dB below the official limit are not reported.



No.6 Ke Feng Road,B1;ck 52,
ShenZhen Science & Industry Park
Noutou,ShenZhen,GuangDong,China
Tel:+86-755-26639495-7
Fax:+86-755-26632877
Postcode:518057

Data: 10 File: D:\2008 report data\EIENSKY\ACS80644.EMI (56)



Site no. : 3# Chamber Data no. : 10
 Dis. / Ant. : 3m 3115 FACTOR Ant. pol. : HORIZONTAL
 Limit : FCC PART 15C AV
 Env. / Ins. : 23°C/54% Engineer : Jamy
 EUT : Kodak EasyShare W820 Wireless Digital Frame
 Power Rating: DC 12V From Adapter AC120V/60Hz
 Test Mode : IEEE802.11g CH1:2412MHz Tx
 M/N : W820

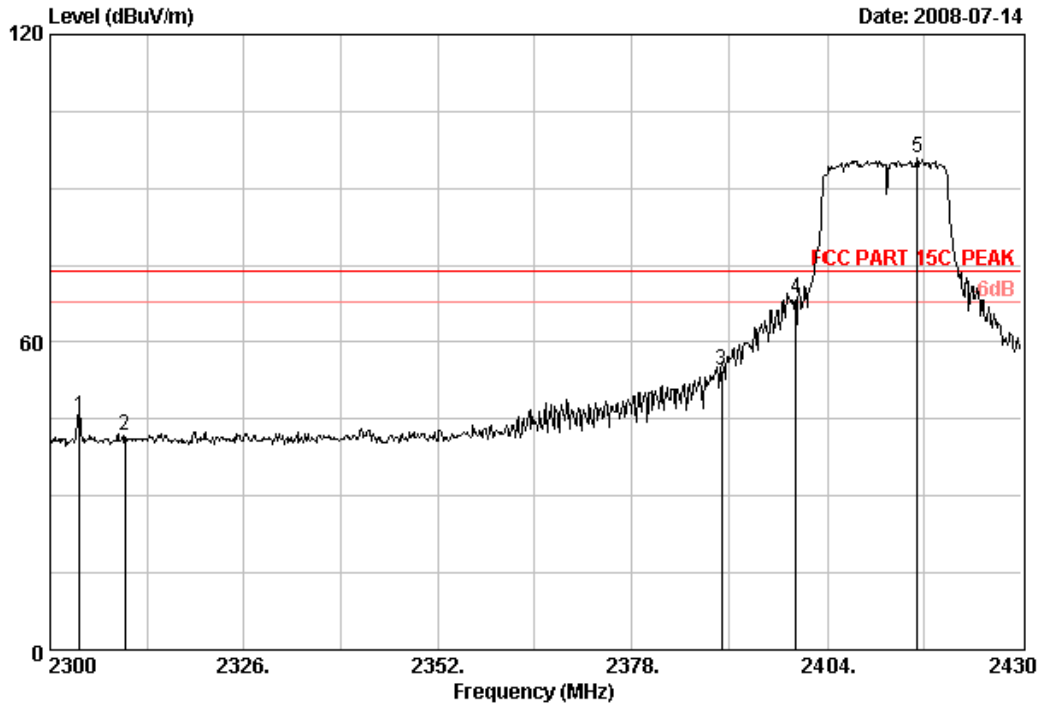
	Freq. (MHz)	Ant. Factor (dB/m)	Cable Loss (dB)	Amp Factor (dB)	Reading (dBuV)	Emission Level (dBuV/m)	Limits (dBuV/m)	Margin (dB)	Remark
1	2303.90	28.79	6.63	35.21	44.64	44.85	54.00	9.15	Average
2	2310.00	28.79	6.63	35.21	32.54	32.75	54.00	21.25	Average
3	2364.74	28.91	6.69	35.19	35.89	36.30	54.00	17.70	Average
4	2390.00	28.99	6.71	35.18	38.58	39.10	54.00	14.90	Average
5	2400.00	28.99	6.73	35.18	53.20	53.74	54.00	0.26	Average
6	2417.65	29.03	6.77	35.17	93.81	94.44	54.00	-40.44	Average

Remarks: 1. Emission Level= Antenna Factor + Cable Loss - Amp Factor + Reading.
 2. The emission levels that are 20dB below the official limit are not reported.



No.6 Ke Feng Road,B1;ck 52,
 ShenZhen Science & Industry Park
 Noutou,ShenZhen,GuangDong,China
 Tel:+86-755-26639495-7
 Fax:+86-755-26632877
 Postcode:518057

Data: 11 File: D:\2008 report data\EIENSKY\ACS80644.EMI (56)



Site no. : 3# Chamber Data no. : 11
 Dis. / Ant. : 3m 3115 FACTOR Ant. pol. : VERTICAL
 Limit : FCC PART 15C PEAK
 Env. / Ins. : 23°C/54% Engineer : Jamy
 EUT : Kodak EasyShare W820 Wireless Digital Frame
 Power Rating: DC 12V From Adapter AC120V/60Hz
 Test Mode : IEEE802.11g CH1:2412MHz Tx
 M/N : W820

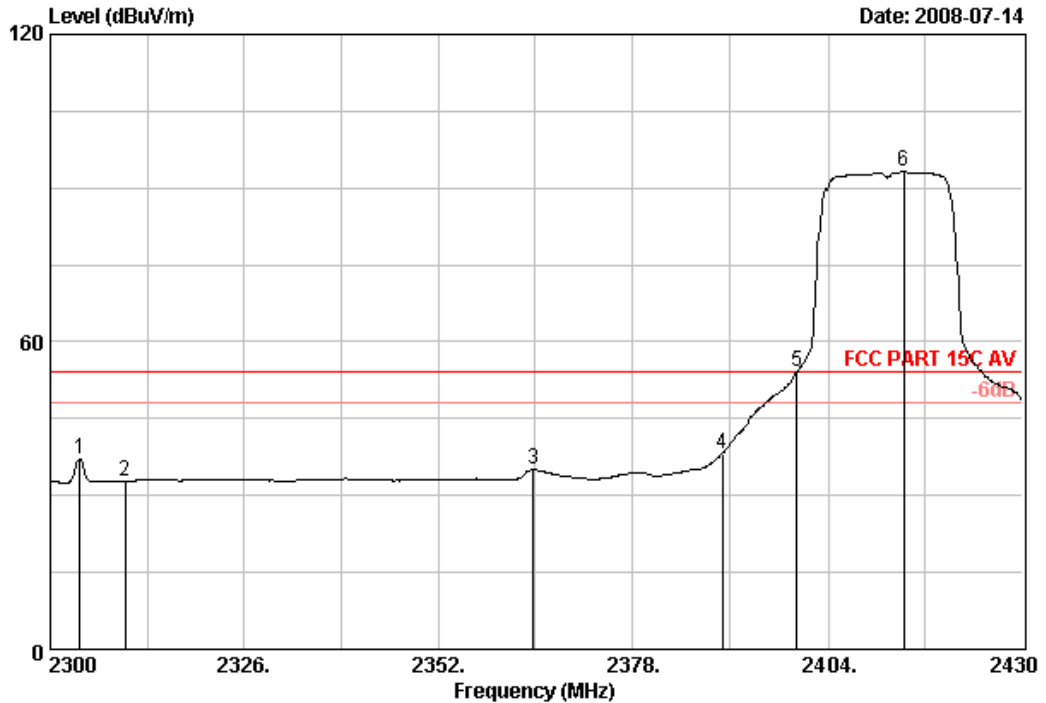
	Ant.	Cable	Amp	Emission		Limits	Margin	Remark
Freq. (MHz)	Factor (dB/m)	Loss (dB)	Factor (dB)	Reading (dBuV)	Level (dBuV/m)	(dBuV/m)	(dB)	
1	28.79	6.63	35.21	45.34	45.55	74.00	28.45	Peak
2	28.79	6.63	35.21	41.41	41.62	74.00	32.38	Peak
3	28.99	6.71	35.18	54.01	54.53	74.00	19.47	Peak
4	28.99	6.73	35.18	67.95	68.49	74.00	5.51	Peak
5	29.03	6.77	35.17	95.23	95.86	74.00	-21.86	Peak

Remarks: 1. Emission Level= Antenna Factor + Cable Loss - Amp Factor + Reading.
 2. The emission levels that are 20dB below the official limit are not reported.



No.6 Ke Feng Road,B1;ck 52,
ShenZhen Science & Industry Park
Noutou,ShenZhen,GuangDong,China
Tel:+86-755-26639495-7
Fax:+86-755-26632877
Postcode:518057

Data: 12 File: D:\2008 report data\E\ENSKY\ACS80644.EMI (56)



Site no. : 3# Chamber Data no. : 12
 Dis. / Ant. : 3m 3115 FACTOR Ant. pol. : VERTICAL
 Limit : FCC PART 15C AV
 Env. / Ins. : 23°C/54% Engineer : Jamy
 EUT : Kodak EasyShare W820 Wireless Digital Frame
 Power Rating: DC 12V From Adapter AC120V/60Hz
 Test Mode : IEEE802.11g CH1:2412MHz Tx
 M/N : W820

	Ant.	Cable	Amp	Emission		Limits	Margin	Remark
Freq. (MHz)	Factor (dB/m)	Loss (dB)	Factor (dB)	Reading (dBuV)	Level (dBuV/m)	(dBuV/m)	(dB)	
1	28.79	6.63	35.21	36.78	36.99	54.00	17.01	Average
2	28.79	6.63	35.21	32.57	32.78	54.00	21.22	Average
3	28.91	6.69	35.19	34.58	34.99	54.00	19.01	Average
4	28.99	6.71	35.18	37.61	38.13	54.00	15.87	Average
5	28.99	6.73	35.18	53.48	54.02	54.00	-0.02	Average
6	29.03	6.77	35.17	92.56	93.19	54.00	-39.19	Average

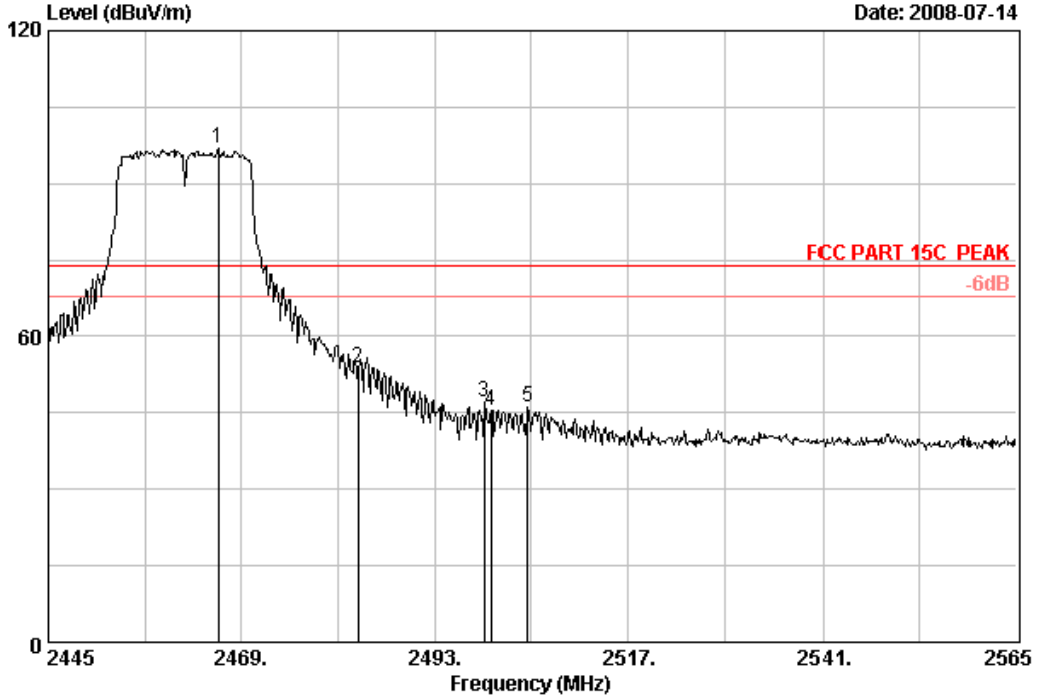
Remarks: 1. Emission Level= Antenna Factor + Cable Loss - Amp Factor + Reading.
 2. The emission levels that are 20dB below the official limit are not reported.



No.6 Ke Feng Road,B1:ck 52,
 ShenZhen Science & Industry Park
 Noutou, ShenZhen, GuangDong, China
 Tel:+86-755-26639495-7
 Fax:+86-755-26632877
 Postcode:518057

Data: 15 File: D:\2008 report data\E\ENSKY\ACS8Q644.EMI (56)

Date: 2008-07-14



Site no. : 3# Chamber Data no. : 15
 Dis. / Ant. : 3m 3115 FACTOR Ant. pol. : HORIZONTAL
 Limit : FCC PART 15C PEAK
 Env. / Ins. : 23°C/54% Engineer : Jamy
 EUT : Kodak EasyShare W820 Wireless Digital Frame
 Power Rating: DC 12V From Adapter AC120V/60Hz
 Test Mode : IEEE802.11g CH11:2462MHz Tx
 M/N : W820

	Freq. (MHz)	Ant. Factor (dB/m)	Cable Loss (dB)	Amp Factor (dB)	Reading (dBuV)	Emission Level (dBuV/m)	Limits (dBuV/m)	Margin (dB)	Remark
1	2466.12	29.15	6.84	35.16	96.13	96.96	74.00	-22.96	Peak
2	2483.50	29.19	6.87	35.16	52.78	53.68	74.00	20.32	Peak
3	2499.12	29.23	6.91	35.15	46.24	47.23	74.00	26.77	Peak
4	2500.00	29.23	6.91	35.15	44.49	45.48	74.00	28.52	Peak
5	2504.52	29.29	6.91	35.15	45.04	46.09	74.00	27.91	Peak

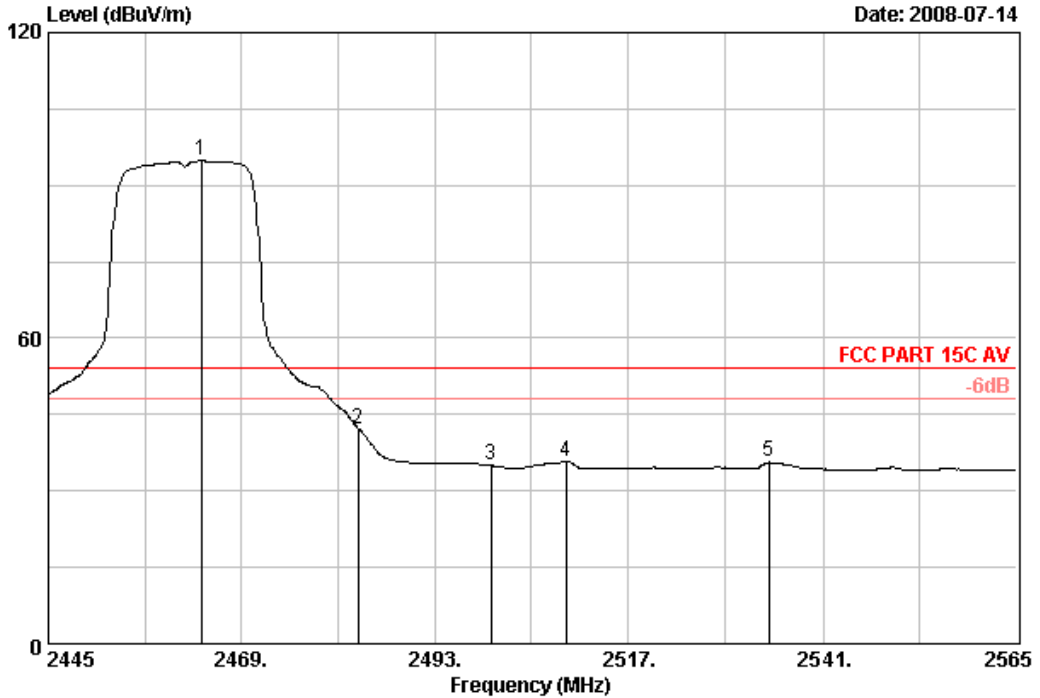
Remarks: 1. Emission Level= Antenna Factor + Cable Loss - Amp Factor + Reading.
 2. The emission levels that are 20dB below the official limit are not reported.



No.6 Ke Feng Road,B1:ck 52,
 ShenZhen Science & Industry Park
 Noutou, ShenZhen, GuangDong, China
 Tel:+86-755-26639495-7
 Fax:+86-755-26632877
 Postcode:518057

Data: 16 File: D:\2008 report data\E\ENSKY\ACS8Q644.EMI (56)

Date: 2008-07-14



Site no. : 3# Chamber Data no. : 16
 Dis. / Ant. : 3m 3115 FACTOR Ant. pol. : HORIZONTAL
 Limit : FCC PART 15C AV
 Env. / Ins. : 23°C/54% Engineer : Jamy
 EUT : Kodak EasyShare W820 Wireless Digital Frame
 Power Rating: DC 12V From Adapter AC120V/60Hz
 Test Mode : IEEE802.11g CH11:2462MHz Tx
 M/N : W820

	Freq. (MHz)	Ant. Factor (dB/m)	Cable Loss (dB)	Amp Factor (dB)	Reading (dBuV)	Emission Level (dBuV/m)	Limits (dBuV/m)	Margin (dB)	Remark
1	2463.96	29.15	6.84	35.16	94.05	94.88	54.00	-40.88	Average
2	2483.50	29.19	6.87	35.16	41.32	42.22	54.00	11.78	Average
3	2500.00	29.23	6.91	35.15	33.98	34.97	54.00	19.03	Average
4	2509.32	29.29	6.93	35.15	34.70	35.77	54.00	18.23	Average
5	2534.52	29.35	6.96	35.14	34.43	35.60	54.00	18.40	Average

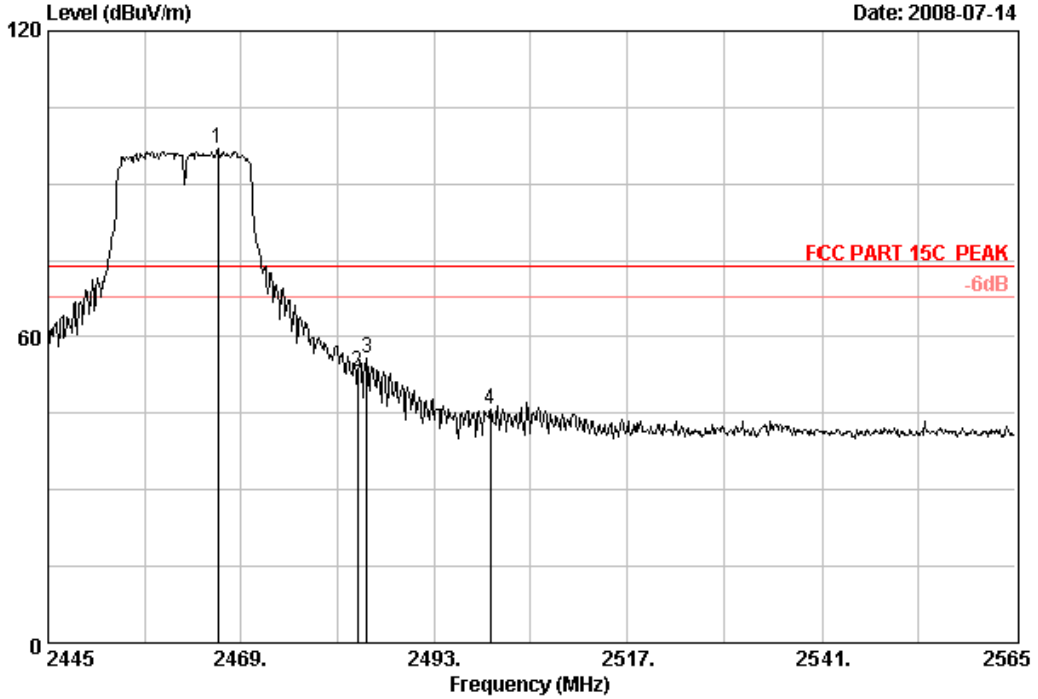
Remarks: 1. Emission Level= Antenna Factor + Cable Loss - Amp Factor + Reading.
 2. The emission levels that are 20dB below the official limit are not reported.



No.6 Ke Feng Road,B1:ck 52,
 ShenZhen Science & Industry Park
 Noutou, ShenZhen, GuangDong, China
 Tel:+86-755-26639495-7
 Fax:+86-755-26632877
 Postcode:518057

Data: 13 File: D:\2008 report data\E\ENSKY\ACS8Q644.EMI (56)

Date: 2008-07-14



Site no. : 3# Chamber Data no. : 13
 Dis. / Ant. : 3m 3115 FACTOR Ant. pol. : VERTICAL
 Limit : FCC PART 15C PEAK
 Env. / Ins. : 23°C/54% Engineer : Jamy
 EUT : Kodak EasyShare W820 Wireless Digital Frame
 Power Rating: DC 12V From Adapter AC120V/60Hz
 Test Mode : IEEE802.11g CH11:2462MHz Tx
 M/N : W820

	Freq. (MHz)	Ant. Factor (dB/m)	Cable Loss (dB)	Amp Factor (dB)	Reading (dBuV)	Emission Level (dBuV/m)	Limits (dBuV/m)	Margin (dB)	Remark
1	2466.12	29.15	6.84	35.16	96.01	96.84	74.00	-22.84	Peak
2	2483.50	29.19	6.87	35.16	52.27	53.17	74.00	20.83	Peak
3	2484.60	29.19	6.87	35.16	54.96	55.86	74.00	18.14	Peak
4	2500.00	29.23	6.91	35.15	44.95	45.94	74.00	28.06	Peak

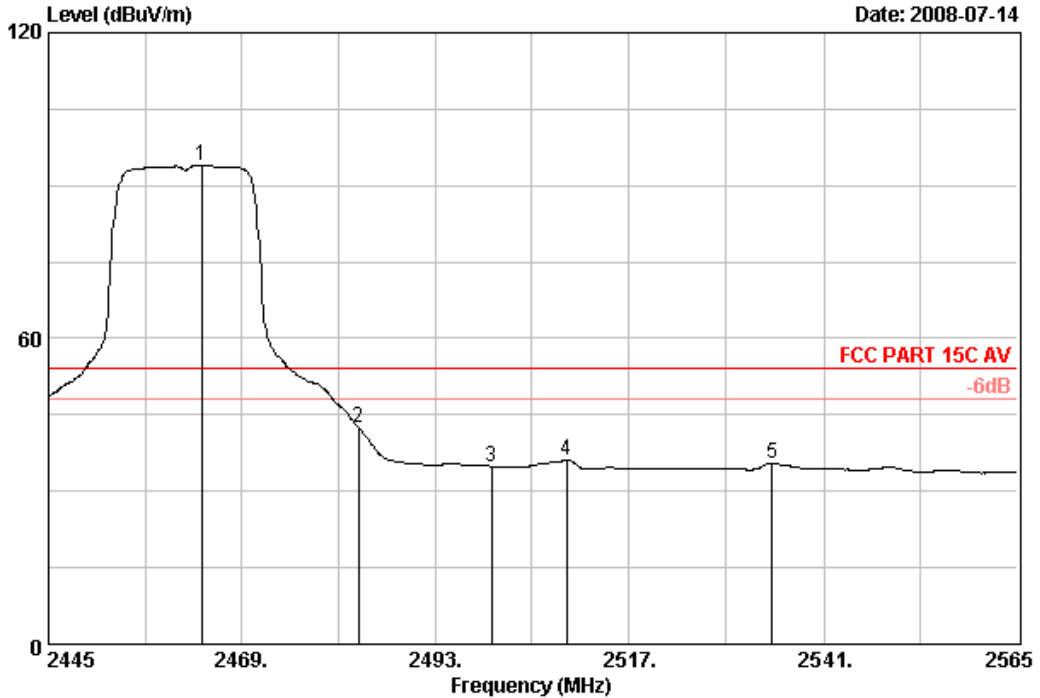
Remarks: 1. Emission Level= Antenna Factor + Cable Loss - Amp Factor + Reading.
 2. The emission levels that are 20dB below the official limit are not reported.



No.6 Ke Feng Road,B1;ck 52,
 ShenZhen Science & Industry Park
 Noutou, ShenZhen, GuangDong, China
 Tel:+86-755-26639495-7
 Fax:+86-755-26632877
 Postcode:518057

Data: 14 File: D:\2008 report data\E\ENSKY\ACS80644.EMI (56)

Date: 2008-07-14



Site no. : 3# Chamber Data no. : 14
 Dis. / Ant. : 3m 3115 FACTOR Ant. pol. : VERTICAL
 Limit : FCC PART 15C AV
 Env. / Ins. : 23°C/54% Engineer : Jamy
 EUT : Kodak EasyShare W820 Wireless Digital Frame
 Power Rating: DC 12V From Adapter AC120V/60Hz
 Test Mode : IEEE802.11g CH11:2462MHz Tx
 M/N : W820

	Freq. (MHz)	Ant. Factor (dB/m)	Cable Loss (dB)	Amp Factor (dB)	Reading (dBuV)	Emission Level (dBuV/m)	Limits (dBuV/m)	Margin (dB)	Remark
1	2463.96	29.15	6.84	35.16	93.17	94.00	54.00	-40.00	Average
2	2483.50	29.19	6.87	35.16	41.44	42.34	54.00	11.66	Average
3	2500.00	29.23	6.91	35.15	33.91	34.90	54.00	19.10	Average
4	2509.32	29.29	6.93	35.15	34.98	36.05	54.00	17.95	Average
5	2534.76	29.35	6.96	35.14	34.28	35.45	54.00	18.55	Average

Remarks: 1. Emission Level= Antenna Factor + Cable Loss - Amp Factor + Reading.
 2. The emission levels that are 20dB below the official limit are not reported.

8. POWER SPECTRAL DENSITY TEST

8.1. Test Equipment

Item	Equipment	Manufacturer	Model No.	Serial No.	Last Cal.	Cal. Interval
1.	Spectrum Analyzer	Agilent	E4446A	US44300459	May,10, 08	1 Year
2	RF Cable	Hubersuhner	SUCOFLEX	182768/4	May,28, 08	1Year

8.2. Limit

For digitally modulated systems, the power spectral density conducted from the intentional radiator to the antenna shall not be greater than 8 dBm in any 3KHz band during any time interval of continuous transmission.

8.3. Test Procedure

The transmitter output was connected to a spectrum analyzer. The maximum power density level was measured by spectrum analyzer with 3 kHz RBW and 30kHz VBW, sweep time=span/3kHz.

8.4. Test Results

Maximum Power density						
EUT: Kodak EasyShare W820 Wireless Digital Frame		M/N: W820				
Power: DC 12V From Adapter 120V/60Hz						
Data Rate: 11b: 1Mbps ; 11g : 6Mbps (Note 1)						
Ambient Temperature: 23°C		Relative Humidity: 60%				
Test date: 2008/07/25		Test site: RF site		Tested By: Jamy		
Test CH	CH1: 2412MHz CH6: 2437MHz CH11: 2462MHz					
Mode	CH	Read (dBm)	Cable Loss (dB)	Result (dBm)	Limit (dBm)	Conclusion
11b	CH1	-12.71	1.9	-10.81	8.00	Pass
	CH6	-10.94	1.9	-9.04	8.00	Pass
	CH11	-11.97	1.9	-10.07	8.00	Pass
11g	CH1	-18.74	1.9	-16.84	8.00	Pass
	CH6	-18.59	1.9	-16.69	8.00	Pass
	CH11	-18.61	1.9	-16.71	8.00	Pass
Note1: According Exploratory test, These data rate have the maximum output power						
Note2: Result=Read+ cable loss						

9. MPE ESTIMATION

9.1.Limit for General Population / Uncontrolled Exposures

Frequency	Power density (mW/cm ²)	Averaging time (minutes)
300MHz~1.5GHz	F/1500	30
1.5GHz~100GHz	1.0	30

Frequency (MHz)	Power density (mW/cm ²)	Averaging time (minutes)
2412	0.60	30
2437	0.61	30
2462	0.62	30

Note: F = Frequency in MHz

9.2.Estimation Result

IEEE 802.11b TX

Channel	Frequency(MHz)	Peak output power(dBm)	antenna gain(dBi)	antenna gain (Linear)
1	2412	16.77	1.52	1.42
6	2437	17.46	1.52	1.42
11	2462	17.13	1.52	1.42

Channel	Frequency(MHz)	Peak output power to antenna (mW)	Power density at 20cm(mW/ cm ²)
1	2412	47.53	0.013
6	2437	55.72	0.016
11	2462	51.64	0.015

IEEE 802.11g TX

Channel	Frequency(MHz)	Peak output power(dBm)	antenna gain(dBi)	antenna gain (Linear)
1	2412	19.11	1.52	1.42
6	2437	21.89	1.52	1.42
11	2462	21.39	1.52	1.42

Channel	Frequency(MHz)	Peak output power to antenna (mW)	Power density at 20cm(mW/ cm ²)
1	2412	81.47	0.023
6	2437	154.53	0.044
11	2462	137.72	0.039

10. ANTENNA REQUIREMENT

10.1 STANDARD APPLICABLE

For intentional device, according to FCC 47 CFR Section 15.203, an intentional radiator shall be designed to ensure that no antenna other than that furnished by the responsible party shall be used with the device. And according to FCC 47 CFR Section 15.247 (b), if transmitting antennas of directional gain greater than 6dBi are used, the power shall be reduced by the amount in dB that the directional gain of the antenna exceeds 6dBi.

10.2 ANTENNA CONNECTED CONSTRUCTION

The antenna used for this product is PCB integration Antenna in(see EUT photo) that no antenna other than that furnished by the responsible party shall be used with the device, The maximum peak gain of this antenna is only 1.52dBi.

11.DEVIATION TO TEST SPECIFICATIONS

[NONE]

12. PHOTOGRAPH OF TEST

12.1. Photos of Power Line Conducted Emission Test



12.2.Photos of Radiated Emission Test

30-1000MHz



Above 1000MHz

