


9.9. SETUP PHOTOS

Radiated Emission below 1 GHz measurement

X axis position




Y axis position





Z axis position




Conducted Emission Measurement



Radiated Emission above 1 GHz Measurement



Antenna Port Terminal Measurement



END OF REPORT