


## 8.9. SETUP PHOTOS

### ANTENNA PORT CONDUCTED RF MEASUREMENT SETUP



**TRANSMITTER RADIATED RF MEASUREMENT SETUP FOR 15.0 dBi OMNI ANTENNA**




**TRANSMITTER RADIATED RF MEASUREMENT SETUP FOR 13.5 dBi YAGI ANTENNA**





**TRANSMITTER RADIATED RF MEASUREMENT SETUP FOR 12.0 dBi PATCH ANTENNA**



**TRANSMITTER RADIATED RF MEASUREMENT SETUP FOR 7.4 dBi OMNI ANTENNAS WITH  
RECEIVE DIVERSITY**



**TRANSMITTER RADIATED RF MEASUREMENT SETUP FOR 7.0 dBi OMNI ANTENNAS WITH  
COUNTERPOISE GROUND PLANE AND RECEIVE DIVERSITY**





**DIGITAL DEVICE RADIATED EMISSIONS MEASUREMENT SETUP FOR SELF-CONTAINED POWER**







**DIGITAL DEVICE RADIATED EMISSIONS MEASUREMENT SETUP FOR POWER OVER ETHERNET**






**POWERLINE CONDUCTED EMISSIONS MEASUREMENT SETUP FOR SELF-CONTAINED POWER**







**POWERLINE CONDUCTED EMISSIONS MEASUREMENT SETUP FOR POWER OVER ETHERNET**





**END OF REPORT**