


Annex A (Normative) - EUT Test Setup Photographs

1.1. AC Line Conducted Emission Test View #1




1.2. AC Line Conducted Emission Test View #2



1.3. EUT Test Setup Rear Antenna (1-18 GHz)



1.4. EUT Test Setup Front EUT (1-18 GHz)



1.5. EUT Test Setup Rear Antenna (18-26.5 GHz)




1.6. EUT Test Setup Front EUT (18-26.5 GHz)




1.7. EUT Test Setup Rear Antenna (26.5-40 GHz)



1.8. EUT Test Setup Front EUT (26.5-40 GHz)



1.9. EUT Test Setup Rear Antenna (Below 1 GHz)



1.10. EUT Test Setup Front EUT (Below 1 GHz)

