

## EUT Test Setup Photographs

---


### 1.1. AC Line Conducted Emission Test View #1




### 1.2. AC Line Conducted Emission Test View #2



### 1.3. EUT Test Setup Rear Antenna (1-18 GHz)




### 1.4. EUT Test Setup Front EUT (1-18 GHz)




### 1.5. EUT Test Setup Rear Antenna (Above 18 GHz)



### 1.6. EUT Test Setup Front EUT (Above 18 GHz)



### 1.7. EUT Test Setup Rear EUT (Below 1 GHz)



### 1.8. EUT Test Setup Front Antenna (Below 1 GHz)

