


## 13 Exhibit B - EUT Setup Photographs


### 13.1 AC Line Conducted Emissions - Front View




### 13.2 AC Line Conducted Emissions - Side View




### 13.3 Radiated Emission Below 1 GHz - Front View



### 13.4 Radiated Emission Below 1 GHz - Side View



### 13.5 Radiated Emission Above 1 GHz - Front View



### 13.6 Radiated Emission Above 1 GHz - Side View

