

## 8. SETUP PHOTOS

### 8.1. RADIATED EMISSIONS BELOW 30 MHz

RADIATED EMISSIONS BELOW 30MHz FRONT, WG WFFG




RADIATED EMISSIONS BELOW 30MHz BACK, WG WFFG



## 8.2. RADIATED EMISSIONS ABOVE 30MHz

RADIATED FRONT PHOTO, WG WFFG



RADIATED BACK PHOTO, WG WFFG




### 8.3. AC MAINS LINE CONDUCTED EMISSIONS

LINE CONDUCTED FRONT PHOTO, WG WFFG



LINE CONDUCTED BACK PHOTO, WG WFFG







## 9. EUT PHOTOS

WG WFFG, PEDESTAL (ANTENNA ONLY)



WG WFDG, PEDESTAL (ANTENNA ONLY)





**END OF REPORT**