

8. SETUP PHOTOS

8.1. RADIATED EMISSIONS BELOW 30 MHz

RADIATED EMISSIONS BELOW 30MHz, WG WF PP FRONT




RADIATED EMISSIONS BELOW 30MHz, WG WF PP BACK



8.2. RADIATED EMISSIONS ABOVE 30MHz


RADIATED FRONT PHOTO, WG WF PP




RADIATED BACK PHOTO, WG WF PP



8.3. AC MAINS LINE CONDUCTED EMISSIONS



LINE CONDUCTED BACK PHOTO, WG WF PP



END OF REPORT