

Appendix IV EUT Internal Photographs

Photo 3 Appearance of PCB




Photo 4 Appearance of PCB





Photo 5 Appearance of PCB



Antenna