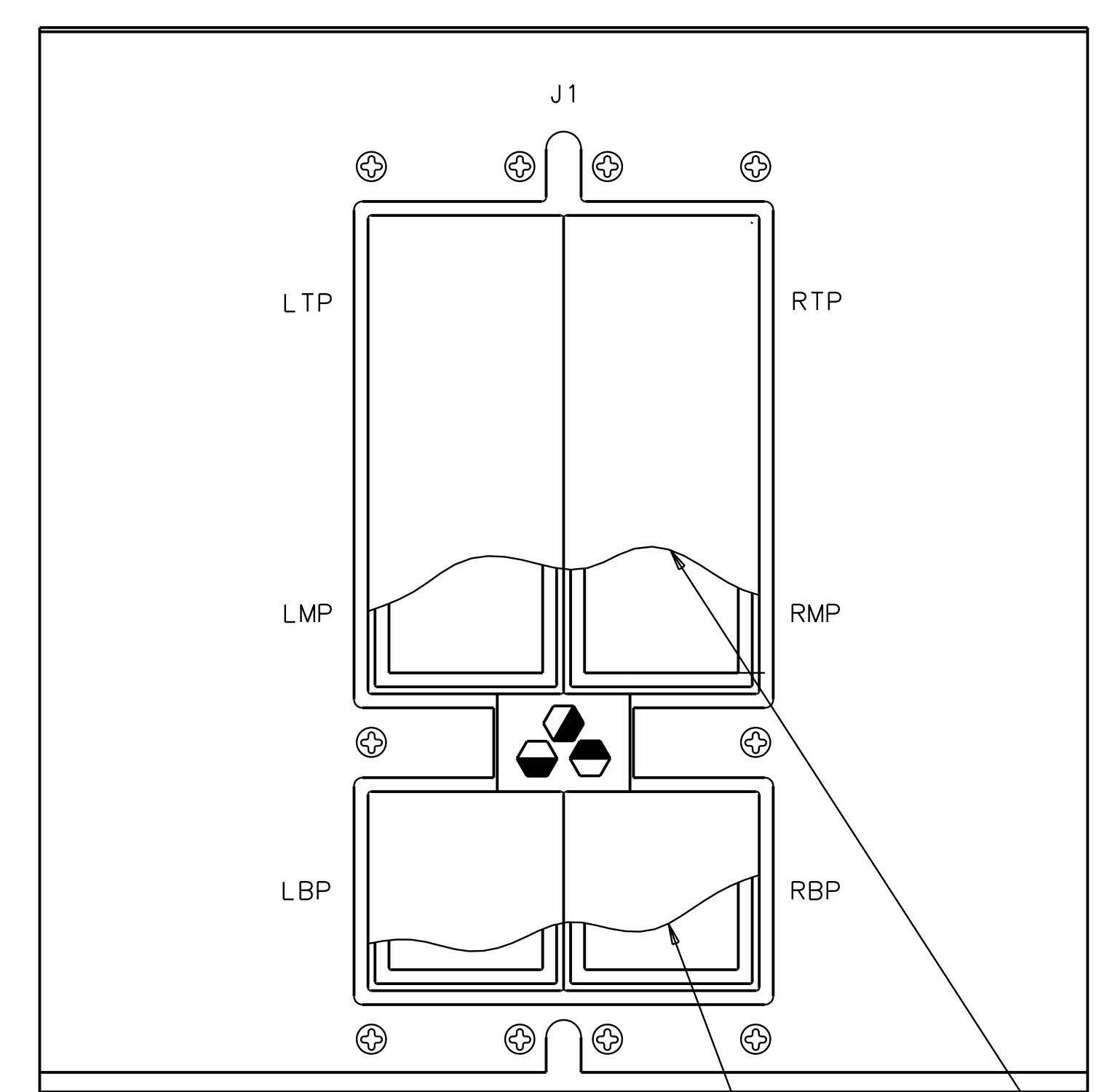

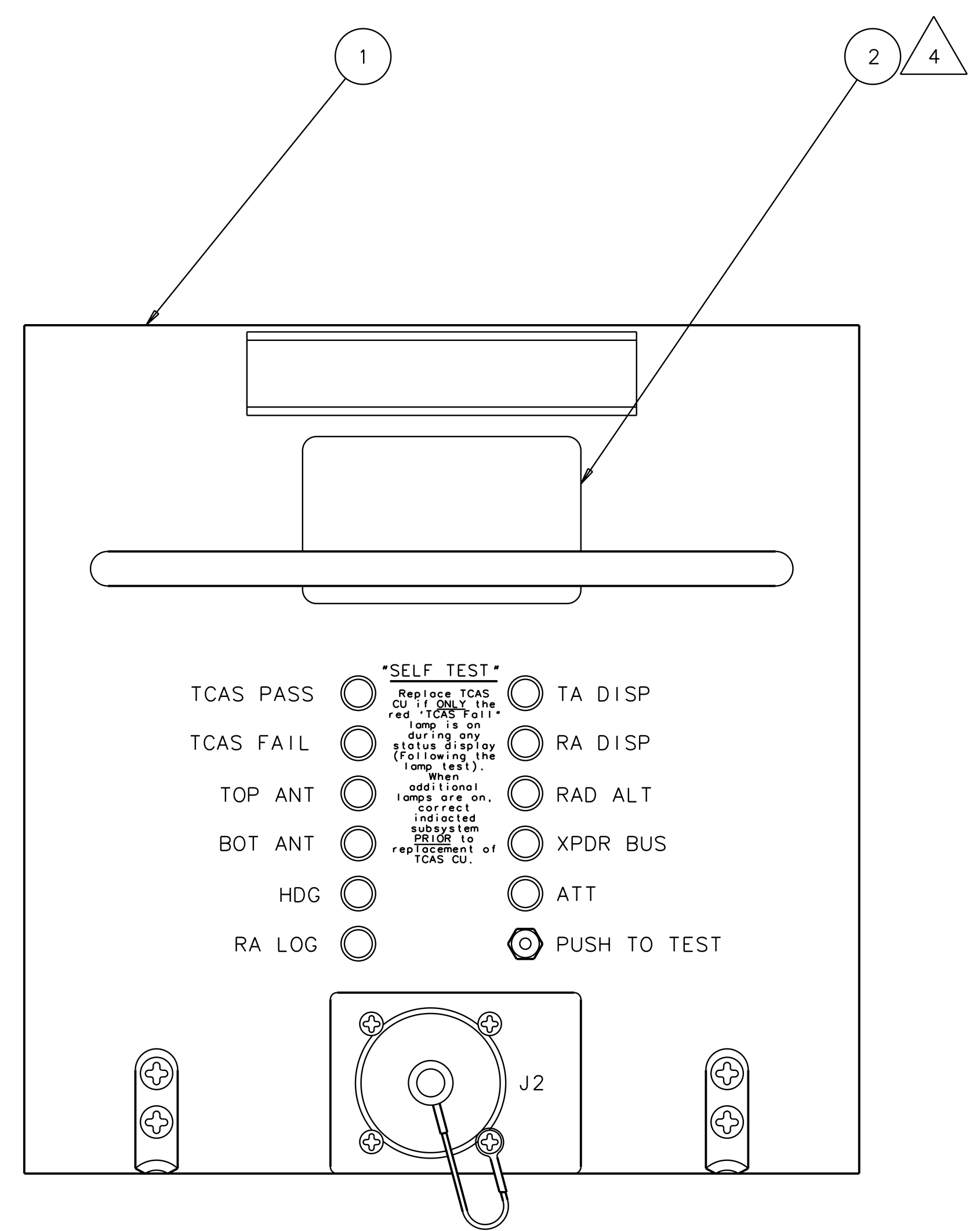


**PROPRIETARY NOTICE**  
 THIS DOCUMENT AND THE INFORMATION DISCLOSED HEREIN ARE PROPRIETARY DATA OF ACSS, LLC. NEITHER THIS DOCUMENT NOR THE INFORMATION CONTAINED HEREIN SHALL BE REPRODUCED, USED, OR DISCLOSED TO OTHERS WITHOUT THE WRITTEN AUTHORIZATION OF ACSS, LLC

**NOTICE**  
 FREEDOM OF INFORMATION ACT (5 USC 552) AND DISCLOSURE OF CONFIDENTIAL INFORMATION GENERALLY (18 USC 1905)  
 THIS DOCUMENT IS BEING FURNISHED IN CONFIDENCE BY ACSS, LLC THE INFORMATION DISCLOSED HEREIN FALLS WITHIN EXEMPTION (b) (4) OF 5 USC 552 AND THE PROHIBITIONS OF 18 USC 1905.

REVISIONS					
CRNO.	ZONE	REV	DESCRIPTION	DATE	APPROVED
		-	INITIAL RELEASE	21MAR00	R.BACULA
		A	SH IDX REV. PL AFFECTED. REGULATORY COMPLIANCE SUBMISSION REQUIRED.	06JUL00	L.KEEFER BEGAY BS
		B	SH IDX REV. PL AFFECTED ONLY. AFFECTS KITS NOT YET IN BUILD AND ASSEMBLIES IN BUILD, IN STOCK, IN RELATED ASSEMBLIES LISTED ON C.O. AND IN ASSEMBLIES THRU END ITEM LEVEL INCLUDING SALES STOCK.	13JUL00	L.KEEFER BEGAY BS
		C	SH IDX REV. PL NOT AFFECTED.	02NOV00	L.KEEFER BEGAY CH
		D	NOTES: ADD NOTE 7. SH IDX REV. PL AFFECTED. DRAWING CHANGE ONLY. NO PARTS OR ASSEMBLIES IN PROCESS ARE AFFECTED.	08JUN01	T. TRAN BURKE AM
		E	SH IDX REV. PL NOT AFFECTED. BREAK-IN ON ASSEMBLIES STARTING 12-01-01 OR SOONER. CAUTION: RECOMMEND USE ON END ITEM ONLY.	03DEC01	N. ICKES BURKE BB
006883		F	SEE DESCRIPTION PER CHANGE REQUEST	14OCT03	



**NOTES:**

- THIS ASSEMBLY INCLUDES COMPONENTS WHICH ARE SUBJECT TO DAMAGE BY ELECTROSTATIC CHARGES. THEREFORE ALL COMPONENTS SHALL BE HANDLED IN ACCORDANCE WITH GUIDELINES FOR ELECTROSTATIC DISCHARGE CONTROL.
- TEST PER ITEMS 703 AND 708.
- PROGRAM PER ITEM 703.
- INSTALL ITEM 2 TO FRONT PLATE PER ITEM 704 WITH THE TOP EDGE FLUSH TO THE TOP OF THE SMOOTH CAVITY OF THE FRONT PANEL. TYPE APPLICABLE DASH NUMBER, SERIAL NUMBER, MANUFACTURING DATE CODE, INSPECTOR, AND THE MAXIMUM UNIT WEIGHT (27.0 LBS). MARK OUT APPLICABLE MODIFICATIONS.
- SCREEN PER ITEM 706.
- ITEM 6 IS AN ALTERNATE FOR ITEM 2. TYPE APPLICABLE HARDWARE DASH NUMBER, DATE CODE, SERIAL NUMBER, WEIGHT, MANUFACTURING DATE AND MARK OUT APPLICABLE MODIFICATIONS ON ITEM 6.



REVISION STATUS OF PARTS LIST SHALL BE THE SAME AS THE BASIC DRAWING NUMBER. SEE SEPARATE PARTS LIST.

45 44 43 42 41 40 39 38 37 36 35 34 33 32 31 30 29 28 27 26 25 24 23 22 21 20 19 18 17 16 15 14 13 12 11 10 9 8 7 6 5 4 3 2 1 SHEET										F F REV 3 PL DEC ± --- 2 PL DEC ± ---		CONTRACT TCAS DRAWN BY A. SUNSHINE DATE 28JAN00 DESIGNED BY A. SUNSHINE DATE 28JAN00 CHECKED BY R. BACULA DATE 13MAR00 APVD FOR MFG J. DeBERNARDIS DATE 16MAR00 APVD FOR QE L. KEEFER DATE 16MAR00 APVD FOR ENGRG L. KEEFER DATE 16MAR00 APVD FOR ENGRG L. KEEFER DATE 16MAR00 APVD FOR DATE 16MAR00		OPERATIONAL NOTE SIMILAR ASSEMBLY 	
FOR ACSS REFERENCE MFG REF NO. A-22506 DPA NO. 3841 PRODUCT LINE NO. 4054939 AR/PS ANALYSIS EB REF DWG REF SPEC		INTERPRET DIMENSIONS AND TOLERANCES PER ASME Y14.M-1994 UNLESS OTHERWISE SPECIFIED, DIMENSIONS ARE IN INCHES: TOLERANCES: ANGLES ± --- 2 PL DEC ± --- 3 PL DEC ± ---		MATL PROCESS FINISH MILITARY DESIGNATION PROCESS MATERIAL (PER E869384) ITEM CODE THIRD ANGLE PROJECTION DWG CLASS A		TITLE COMPUTER, PROGRAMMED-TCAS SIZE CAGE CODE DRAWING NO. E11WYD3 4066010-910 REV 1 SCALE 1/1 UNIT WT SHEET 1 OF 4									
4066010-910 NEXT ASSY USED ON (SYS) APPLICATION		FINISH		FIRST USED ON 4066010-910		APVD FOR DATE									

TABLE 1 TCAS COMPUTER UNIT				
TCAS SYSTEM	DESCRIPTION	TCAS HARDWARE	TCAS SOFTWARE	DISPLAYED SW PART NUMBER
COL 1	COL 2	COL 3	COL 4	COL 5
4066010-904	RED LABEL	4066033-902	PS4071416-908	
4066010-904	BLACK LABEL	4066033-902	PS4071416-908	
4066010-904	RED LABEL	4066033-902	PS4071416-909	
4066010-904	BLACK LABEL	4066033-902	PS4071416-909	
4066010-905	BLACK LABEL	4066033-902	PS4071416-910	
4066010-910	BLACK LABEL	4066033-910	PS4084561-910	(3414-HNP-02B-05)
4066010-910	BLACK LABEL	4066033-910	PS4084561-911	(3417-HNP-02B-06)
4066010-910	BLACK LABEL	4066033-910	PS4084561-912	(3416-HNP-02B-07)

MODIFICATION TABLE				
MOD LTR	REFERENCE DOCUMENT	REMARKS	AFFECTED ASSEMBLY	AFFECTED SERIAL NO.
A	23-3841-01	DEPOPULATE UDI CIRCUITRY. A NO MOD A END ITEM WILL CONTAIN SUBASSEMBLY 4066033-901. A MOD A END ITEM WILL CONTAIN SUBASSEMBLY 4066033-902.	4066017-902	N/A
B	C24-3841-009	RELEASE 3.01 PRODUCT SOFTWARE. A MOD B END ITEM WILL CONTAIN PS4071416-904. MOD B IS REQUIRED FOR ALL NEW BUILD END ITEMS.	4066010-905	ALL
C	C21-3841-008	INSPECT SHARED RAM FOR DATE CODE 8942 PARTS. A MOD C END ITEM WILL CONTAIN ONE OF THE FOLLOWING CONFIGURATIONS FOR THE 4066019 (A3) SUBASSEMBLY: DASH NO                      MOD STATUS -901                              MOD A -902                              MOD A -903                              ANY AND GREATER	4066019-901, -902	ALL
D	C24-3841-013	RELEASE 3.02 PRODUCT SOFTWARE. A MOD D END ITEM WILL CONTAIN PS4071416-905. MOD D IS REQUIRED FOR ALL NEW BUILD END ITEMS.	4066010-905	ALL
E	C24-3841-014	RELEASE 3.03 PRODUCT SOFTWARE. A MOD E END ITEM WILL CONTAIN PS 4071416-906. MOD E IS REQUIRED FOR ALL NEW BUILD END ITEMS.	4066010-905	ALL
F		REMOVE CCA 4066019-903 RESISTOR R40. REPLACE R40 WITH FERRITE BEAD 4074524-1. MARKED AS MOD 'A' ON CCA. INSTALL 4 EACH FERRITE CORES SHIELDING BEADS ON 4066011-901 CHASSIS. MARKED AS MOD 'A' ON CHASSIS. A MOD F END ITEM WILL CONTAIN THE FOLLOWING SUBASSEMBLIES: 4066019-903 MOD A 4066011-901 MOD A	4066019-903 4066011-901	
G	C24-3841-016	RELEASE 4.01 PRODUCT SOFTWARE. A MOD G END ITEM WILL CONTAIN PS4071416-909. MOD G IS REQUIRED FOR ALL NEW BUILD END ITEMS.	4066010-905	ALL
H	C21-3841-027	A MOD H ITEM WILL REPLACE THE PULSE DECODER ASIC WITH A 7028931-400 ASIC. A MOD C RECEIVER SUBASSEMBLY, 7514217-902 MOD C IS REQUIRED.	4066019-90X AND -100X 7514217-902	ALL
J	C21-3841-028	RELEASE 7.0 PRODUCT SOFTWARE. A MOD J END ITEM WILL CONTAIN PS4084561-910. MOD J IS REQUIRED FOR ALL NEW BUILD END ITEMS. REMOVE CCA 4066017-90X AND -100X AND REPLACE WITH 4066017-905. PERFORM OTHER MODIFICATIONS PER FSB TO CREATE A 4066010-910 END ITEM. ADD MOD J END ITEM WILL INCLUDE MOD H.	4066010-9XX 4066017-90X AND -100X 4066019-90X AND -100X 4066011 4066033-910	ALL
K	C24-3841-30	RELEASE 4.1 PRODUCT SOFTWARE. A MOD K END ITEM WILL CONTAIN PS4084561-911. MOD K IS REQUIRED FOR ALL NEW BUILD END ITEMS.	4066010-910	ALL
L	C24-3841-30	RELEASE 4.1 MOD A PRODUCT SOFTWARE. A MOD L END ITEM WILL CONTAIN PS4084561-912. MOD L IS REQUIRED FOR ALL NEW BUILD END ITEMS.	4066010-910	ALL

REVISIONS					
CRNO.	ZONE	REV	DESCRIPTION	DATE	APPROVED
		A	TBL 1: DISPLAYED SW PART NUMBER COLUMN WAS REMARKS. -910: TCAS SOFTWARE WAS PS4084561-904. ADD DISPLAYED SW PN. RMV TBL 2. MOD TBL. MOD LTR H. UD10 REMARKS AND AFFECTED ASSEMBLY. ADD MOD LTR J. SEE SH 1. 26225(NA)	06JUL00	L.KEEFER BEGAY BS
		C	TBL 1: ADD TCAS SYSTEM 4066010-910 (TCAS SOFTWARE PS4084561-911). MOD TBL. ADD MOD LTR K. 26221(NA)	02NOV00	L.KEEFER BEGAY CH
		E	TBL 1: ADD TCAS SYSTEM 4066010-910 (TCAS SOFTWARE PS4084561-912). MOD TBL. ADD MOD LTR L. 24935(B)	03DEC01	N.ICKES BURKE BB
006883		F	SEE DESCRIPTION PER CHANGE REQUEST	14OCT03	