

## Appendix D. Setup Photographs


<Radiated Emission>


Z Plane for Sample 1

LF



HF




**SHF**

**Y Plane for Sample 2**


**LF**



**HF**



SHF



————THE END————