

Appendix F. Setup Photographs

<Conducted Emission>

Remote View





Rear View



<Radiated Emission>


Z Plane for Sample 1

LF




HF



SHF

Y Plane for Sample 2


LF



HF



SHF



————THE END————