



TEST SETUP PHOTOGRAPHS OF EUT

CONDUCTED EMISSION TEST

150KHz~30MHz(Adapter Power)



150KHz~30MHz(Adapter Power)






CONDUCTED EMISSION TEST

150KHz~30MHz(POE Power)




150KHz~30MHz(POE Power)





RADEATED EMISSION TEST

9KHz~30MHz(Adapter Power)




9KHz~30MHz(POE Power)






30MHz ~1GHz(Adapter Power)




30MHz ~1GHz(POE Power)





1~18GHz (Adapter Power)



1~18GHz(POE Power)

