

Magellan® RoadMate® 3065 Commuter

User Handbook



Safety

This Magellan receiver is a vehicle-navigation aid designed to assist you in arriving to your selected destinations. When using this Magellan product, these safety rules must be followed to prevent accidents that can result in injury or death to yourself or others:

- Please check with your state or local law enforcement for applicable regulations regarding mounting to the windshield. Go to www.magellanGPS.com for alternate mounting solutions.
- When driving, the need to view the display is minimal. Voice prompts will guide you to your destination. The driver should enter data or program the Magellan receiver only when the vehicle is stopped. Only a vehicle passenger should enter data or program the receiver while the vehicle is moving.
- It is your responsibility to comply with all traffic laws.
- Every attempt is made to ensure that the database is accurate. However, roadways, points of interest (POIs), and business and service locations may change over time. The database does not include, analyze, process, consider, or reflect any of the following: legal restrictions (such as vehicular type, weight, height, width, load and speed restrictions); road slope or grade; bridge height, width, weight, or other limits; population density; neighborhood quality or safety; availability or proximity of law enforcement, emergency rescue, medical, or other assistance; construction work zones or hazards; road or lane closures; road, traffic, or traffic facilities' safety or condition; weather conditions; pavement characteristics or conditions; special events; traffic congestion. It is your responsibility to

disregard any unsafe, hazardous, or illegal route suggestions.

- Keep the receiver safe from extreme temperature conditions. For example, do not leave it exposed to direct sunlight for an extended period of time. The maximum operating temperature is 140°F (60°C).
- Take care when mounting the receiver in your vehicle, whether using the windshield mount or other mount or accessories, that it does not obstruct the driver's view of the road, interfere with the operation of the vehicle's safety devices such as air bags, or present a hazard to occupants of the vehicle should the receiver be dislodged while driving. You assume the risks associated with damage to your vehicle or vehicle occupants as the result of your choices in mounting the receiver.
- The battery is rechargeable and should not be removed. In the event it should need to be replaced, please contact Magellan Technical Support.

Please do not return this product to the place of purchase without Technical Support at www.magellanGPS.com/support/.

Register your Magellan RoadMate at www.magellanGPS.com/ to keep updated on the latest offers.

Download the User Manual from the www.magellangps.com/support for detailed information.

Federal Communication Commission Interference Statement

This equipment has been tested and found to comply with the limits for class B digital devices, in accordance with part 15 of the FCC Rules. These limits are designed to provide reasonable protection against harmful interference in a residential installation. This equipment generates, uses and can radiate radio frequency energy and, if not installed and used in accordance with the instructions, may cause harmful interference to radio communications. However, there is no guarantee that interference will not occur in a particular installation. If this equipment does cause harmful interference to radio or television reception, which can be determined by turning the equipment off and on, the user is encouraged to try to correct the interference by one of the following measures:

- Reorient or relocate the receiving antenna.
- Increase the separation between the equipment and receiver.
- Connect the equipment into an outlet on a circuit different from that to which the receiver is connected.
- Consult the dealer or an experienced radio/TV technician for help.

This device complies with Part 15 of the FCC Rules. Operation is subject to the following two conditions: (1) This device may not cause harmful interference, and (2) this device must accept any interference received, including interference that may cause undesired operation.

FCC Caution: Any changes or modifications not expressly approved by the party responsible for compliance could void the user's authority to operate this equipment.

IMPORTANT NOTE:**FCC Radiation Exposure Statement:**

This equipment complies with FCC radiation exposure limits set forth for an uncontrolled environment. End users must follow the specific operating instructions for satisfying RF exposure compliance.

This transmitter must not be co-located or operating in conjunction with any other antenna or transmitter.

In order to maintain compliance with FCC regulations, shielded cables must be used with this equipment. Operation with non-approved equipment or unshielded cables is likely to result in interference to radio and TV reception. The user is cautioned that changes and modifications made to the equipment without the approval of manufacturer could void the user's authority to operate this equipment.

Trade Name Model Number



Tested To Comply
With FCC Standards

FOR HOME OR OFFICE USE

The Magellan RoadMate receiver must be installed and operated at a distance no closer than 8 inches (20 cm) from the user.

This Class B digital apparatus complies with Canada ICES-003.

Cet appareil numérique de la classe B est conforme à la norme NMB-003 du Canada.

Operation is subject to the following two conditions: (1) this device may not cause interference, and (2) this device must accept any interference, including interference that may cause undesired operation of the device.

The abbreviation, IC, before the registration number signifies that registration was performed based on a Declaration of Conformity indicating that Industry Canada technical specifications were met. It does not imply that Industry Canada approved the equipment.

To prevent radio interference to the licensed service, this device is intended to be operated indoors and away from windows to provide maximum shielding. Equipment (or its transmit antenna) that is installed outdoors is subject to licensing.

Operation is subject to the following two conditions: (1) this device may not cause interference, and (2) this device must accept any interference, including interference that may cause undesired operation of the device.

IC statement

Operation is subject to the following two conditions:

1. This device may not cause interference and
2. This device must accept any interference, including interference that may cause undesired operation of the device.

IMPORTANT NOTE:

IC Radiation Exposure Statement:

This equipment complies with IC radiation exposure limits established for an uncontrolled environment. End users must follow the specific operating instructions for satisfying RF exposure compliance.

This transmitter must not be co-located or operated in conjunction with any other antenna or transmitter.



Bluetooth QD ID B016475

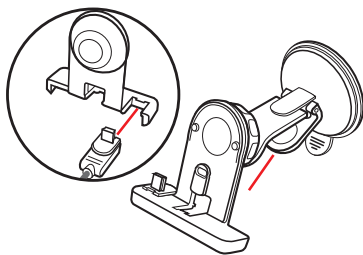
Installation

Choose a Location. The Magellan RoadMate receiver needs a clear view of the sky to receive signals from the GPS satellites so choose a location with an unobstructed view of the sky, commonly on or near the windshield.

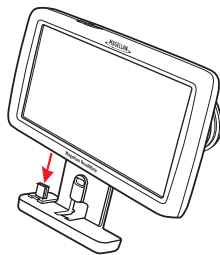
Clean the Surface. Clean the area on the windshield and allow the surface to dry before attaching the mount.

Install the Car Cradle.

Attach the USB connector to the cradle as shown. Hold the cradle assembly firmly against the window surface and push lever towards the base.



Attach the Receiver.

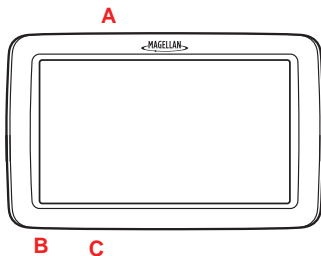


Connect Power. It is recommended that you connect the Magellan RoadMate using the vehicle power cable before using it for the first time. The internal battery will begin charging as soon as power is supplied to the Magellan RoadMate receiver through the vehicle power cable. (When the light on the vehicle power cable illuminates, it is properly connected to vehicle power. Note some vehicles require that the ignition be on before power is delivered to the power receptacle.)

General Information

Please refer to this handbook for questions on using the Magellan RoadMate receiver. If you are still unable to answer your questions, check our technical support web page at: <http://www.magellanGPS.com/support/>.

Magellan RoadMate



A - Power Switch

B - Micro-SD slot

C - Power Input
(USB)

Power On

Slide the power switch (A) to the left to turn the receiver on.

The first time you use the Magellan RoadMate it may take up to 4 minutes to compute your location under normal conditions. With adverse conditions (not having a clear view of the sky) the time to compute your location the first time can greatly increase.

Pairing Bluetooth®

The instructions shown here are for pairing a phone during normal use. The first time you use Bluetooth in your Magellan RoadMate receiver, the receiver will automatically ask you if you want to pair a phone.

After selecting Yes the receiver is in pairing mode. Follow the instructions in your phone manual to set it in pairing mode. After the phone has searched for new devices, select "Magellan" from the list.

Your phone will ask for a passcode. Enter '1234'.

Tap Yes on the Magellan RoadMate.

A screen will confirm the successful pairing.

Satellite Signal Strength

To view the satellite signal strength indicator, tap on the Menu button. The signal strength indicator can be found in the upper right corner.



4 bars green:
Strong signal

Blank: No satellite signals. Unable to compute position.

If you are not getting your current location, use these tips to improve satellite signal reception.



Leave the garage or parking structure so the GPS receiver has a clear view of the sky.



Satellite signals can be blocked by tall buildings, trees or mountains. You may intermittently see a drop in signal strength in these types of environments.

Battery

The Magellan RoadMate receiver has an internal battery that is charged when it is being powered by the vehicle power cable or an external (optional) AC power adapter. It is estimated that a receiver can operate for 2 hours from a fully charged battery.

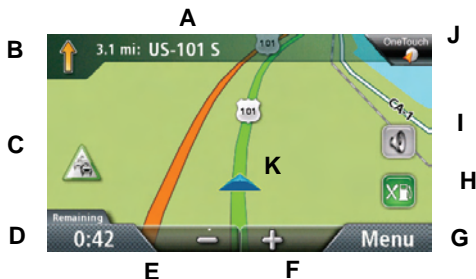
To view the battery strength indicator, access the Main menu. The battery strength is shown below the signal strength indicator.

It can take up to 4 hours to fully charge the battery, depending on the battery level. However, the battery does not need to be fully charged to use the Magellan RoadMate receiver.

Traffic Notice

Your Magellan RoadMate comes equipped with lifetime traffic but requires that you use the supplied vehicle power adapter to work. Traffic warnings will not appear if you are using a power adapter other than the one supplied or operating the receiver on internal batteries.

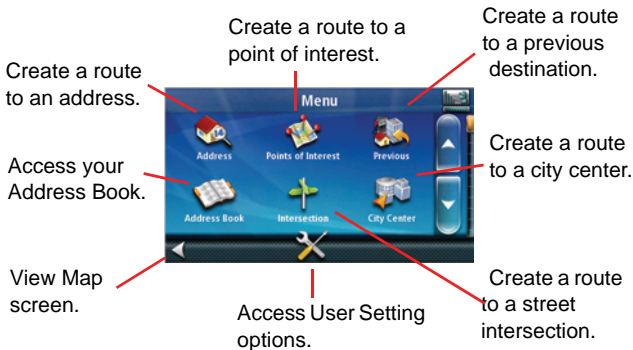
Map Screen while Routing




- A** Displays distance and street for next maneuver. Tap to repeat last instruction.
- B** Next Turn instruction.
- C** Traffic icon with the route delay time if traffic warnings appear on route.
- D** Displays ETA (estimated time of arrival). Tap to select distance to destination, arrival time, speed or time remaining in the route.
- E** Zoom Out
- F** Zoom In
- G** Access Main Menu
- H** Press to display POIs found on next few highway exits. (Displayed only while traveling on a highway.)
- I** Access Volume/Mute Controls
- J** Access OneTouch Menu
- K** Current Position Icon

Menu

Main Menu. Tap on the MENU button on the Map screen to access the Main Menu.



Additionally if Routing:

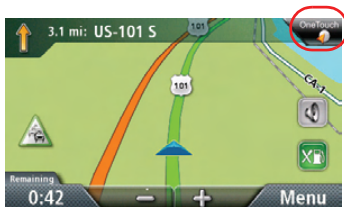


OneTouch™ Menu

The OneTouch menu provides easy access to destinations and searches you use most. Some buttons are assigned by default while others can be assigned by you. User-assigned buttons can be commonly used destinations or POI searches.

Saving Searches. Tap on the Assign button and you will be asked to assign a button as a location or a search. Saving a search as a OneTouch button gives you a way of performing searches you may do commonly, such as 'Nearest Coffee'

The OneTouch menu is accessed by tapping on the OneTouch icon found in the upper right corner of the Map screen.



The Edit button provides the means to edit addresses or searches that you have assigned.




Emergency Button. The OneTouch display has an Emergency button that can provide immediate directions and phone information for the nearest police station, hospital, or automotive repair facility.

QuickSpell™

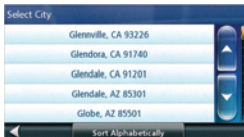
Your Magellan RoadMate receiver uses a feature known as QuickSpell for entering cities and streets. QuickSpell displays only those keys that could be used to enter a city or street that is in the receiver's memory.



Entering a City. Begin typing in the city name.



QuickSpell disables the letters that can not be used to spell a city name.



Tap "List" to display cities that begin with the characters entered.

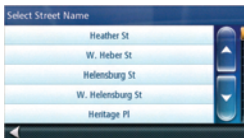
If the name of the city you are searching for appears in the city field (top of display) you can select that city immediately by tapping the green checkmark.



Entering a Street name.



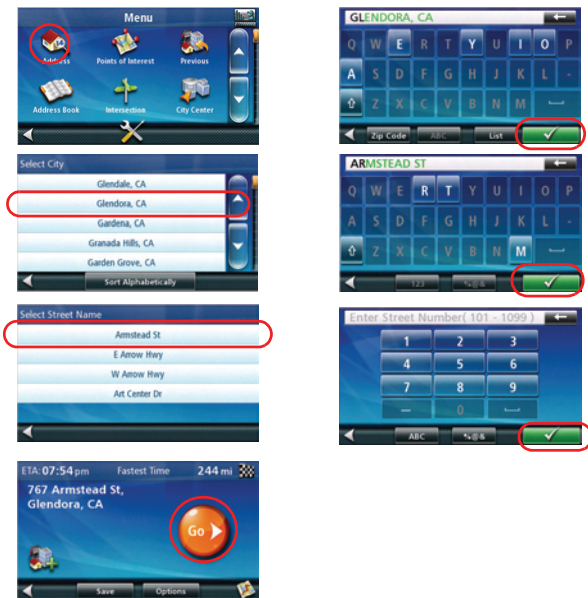
As in entering a city name, the letters that cannot be used are greyed out.



Tap the green checkmark to display cities that begin with the characters entered.

Routing to an Address

This example shows how to route to an address you enter.



Other destination options are available to you from the Main Menu:

Points of Interest: These are preloaded points of interest that are grouped by category.

Previous: You can select a previous destination that you have already created a route to.

Address Book: Addresses that you have entered and stored in your address book.

Intersection: Select two streets that intersect and a route can be created to that point. If you are unsure as to the exact city the intersection is in you should use the metropolitan area as the city (Los Angeles, San Francisco, etc.). *See the user manual for more information on metropolitan areas.*

City Center: Create a route to the geographical center of a city that you select.

Traffic Wakeup

In many cases, traffic information on your GPS can be delayed up to 20 minutes. A delay could mean that you have begun your commute and are already in a traffic situation which could have been avoided. The Magellan RoadMate 3065 Commuter includes the premium Traffic Wakeup feature. Traffic Wakeup automatically powers on your GPS at the time you set and provides real-time traffic updates. Easily have traffic updates ready for you before you even leave for your destination.

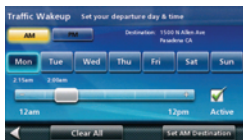
The most common usage would be for your daily commute to and from work. You can set the time you normally leave your house and when you leave work to go home. The Magellan RoadMate 3065 Commuter is specifically designed to keep you moving during your daily commute.

Accessing Traffic Wakeup Settings

From the Map screen, tap MENU.

From the Main Menu, tap the Tools icon.

Tap Traffic Wakeup.



Setting up Traffic Wakeup

From the Traffic Wakeup screen, set the AM departure time for each day.

Tap AM.

Tap the day of the week. (Note: each day must be entered separately.)

Use the slider to set the time. The time will be displayed under the day of the week you selected. (Remember to set the time that you will be leaving on your commute, the receiver will automatically add the necessary time for the traffic portion of the receiver to wakeup.)

Select the next day of the week and set its time.

Continue for the remaining departure days.

When done, tap "Set AM Destination".

Enter the address of the destination using the keyboard.

Next set the PM departure time.

Tap PM.

Set the times for each day the same as above.

Tap "Set PM Destination".

Enter the address of the destination using the keyboard.

When all days and times are complete, tap the back button to accept the settings and return to the Main Menu.

Magellan Limited Warranty

All Magellan global positioning system (GPS) receivers are navigation aids, and are not intended to replace other methods of navigation. The purchaser is advised to perform careful position charting and use good judgment. READ THE USER GUIDE CAREFULLY BEFORE USING THE PRODUCT.

1.MAGELLAN WARRANTY.

(a)MiTAC Digital Corp. ("Magellan") warrants its GPS receivers and hardware accessories to be free from defects in material and workmanship and will conform to its published specifications for the product for a period of one year from the date of original purchase. THIS WARRANTY APPLIES ONLY TO THE ORIGINAL CONSUMER PURCHASER OF THIS PRODUCT.

(b)In the event of a defect, Magellan will, at its discretion, repair or replace the hardware product with a product of like kind or quality, which may be new or reconditioned, with no charge to the purchaser for parts or labor. Magellan's limit of liability under the limited warranty shall be the actual cash value of the product at the time the purchaser returns the product to Magellan for repair less a reasonable amount for usage, as determined by Magellan in its sole discretion. The repaired or replaced product will be warranted for 90 days from the date of return shipment, or for the balance of the original warranty, whichever is longer.

(c)Magellan warrants that software products or software included in hardware products will be free from defects in the media for a period of 30 days from the date of shipment and will substantially conform to the then current user documentation provided with the software (including updates thereto). Magellan's sole obligation shall be the correction or replacement of the media or the software so that it will substantially conform to the then- current user documentation. Magellan does not warrant the software will meet purchaser's requirements or that its operation will be uninterrupted, error-free or virus-free. The purchaser assumes the entire risk of using the software.

2.PURCHASER'S REMEDY. PURCHASER'S EXCLUSIVE REMEDY UNDER THIS WRITTEN WARRANTY OR ANY IMPLIED WARRANTY SHALL BE LIMITED TO THE REPAIR OR REPLACEMENT, AT MAGELLAN'S OPTION, OF ANY DEFECTIVE PART OF THE RECEIVER OR ACCESSORIES WHICH ARE COVERED BY THIS WARRANTY. REPAIRS UNDER THIS WARRANTY SHALL ONLY BE MADE AT AN AUTHORIZED MAGELLAN SERVICE CENTER. ANY REPAIRS BY A SERVICE CENTER NOT AUTHORIZED BY MAGELLAN WILL VOID THIS WARRANTY.

3.PURCHASER'S DUTIES. For repair or replacement on a Magellan product the purchaser must obtain a Return Materials Authorization (RMA) number from Magellan Technical Support or by submitting a repair request through our website at www.magellanGPS.com, prior to shipping. The purchaser must return the product postpaid with a copy of the original sales receipt, purchaser's return address and the RMA number clearly printed on the outside of the package to the Authorized Magellan Service Center address provided by Magellan with the RMA

number. Magellan reserves the right to refuse to provide service free-of-charge if the sales receipt is not provided or if the information contained in it is incomplete or illegible or if the serial number has been altered or removed. Magellan will not be responsible for any losses or damage to the product incurred while the product is in transit or is being shipped for repair. Insurance is recommended. Magellan recommends the use of a trackable shipping method such as UPS or FedEx when returning a product for service.

4.LIMITATION OF IMPLIED WARRANTIES. Except as set forth in item 1 above, all other expressed or implied warranties, including those of fitness for any particular purpose or merchantability, are hereby disclaimed AND IF APPLICABLE, IMPLIED WARRANTIES UNDER ARTICLE 35 OF THE UNITED NATIONS CONVENTION ON CONTRACTS FOR THE INTERNATIONAL SALE OF GOODS. Some national, state, or local laws do not allow limitations on implied warranty on how long an implied warranty lasts, so the above limitation may not apply to you.

5.EXCLUSIONS. The following are excluded from the warranty coverage:

- (a)periodic maintenance and repair or replacement of parts due to normal wear and tear;
- (b)batteries;
- (c)finishes;
- (d)installations or defects resulting from installation;
- (e)any damage caused by (i) shipping, misuse, abuse, negligence, tampering, moisture, liquids, proximity or exposure to heat, or improper use; (ii) disasters such as fire, flood, wind, and lightning; (iii) unauthorized attachments or modification;
- (f)service performed or attempted by anyone other than an authorized Magellan Service Center;
- (g)any product, components or parts not manufactured by Magellan,
- (h)that the receiver will be free from any claim for infringement of any patent, trademark, copyright or other proprietary right, including trade secrets
- (i)any damage due to accident, resulting from inaccurate satellite transmissions. Inaccurate transmissions can occur due to changes in the position, health or geometry of a satellite or modifications to the receiver that may be required due to any change in the GPS. (Note: Magellan GPS receivers use GPS or GPS+GLONASS to obtain position, velocity and time information. GPS is operated by the U.S. Government and GLONASS is the Global Navigation Satellite System of the Russian Federation, which are solely responsible for the accuracy and maintenance of their systems. Certain conditions can cause inaccuracies which could require modifications to the receiver. Examples of such conditions include but are not limited to changes in the GPS or GLONASS transmission.)

The opening, dismantling or repairing of this product by anyone other than an authorized Magellan Service Center will void this warranty.

6.EXCLUSION OF INCIDENTAL OR CONSEQUENTIAL DAMAGES

(a)MAGELLAN SHALL NOT BE LIABLE TO PURCHASER

(b) OR ANY OTHER PERSON FOR ANY INDIRECT, INCIDENTAL OR CONSEQUENTIAL DAMAGES WHATSOEVER, INCLUDING BUT NOT LIMITED TO LOST PROFITS, DAMAGES ARISING FROM A DELAY OR LOSS OF USE, OR OUT OF THE BREACH OF THIS WARRANTY OR ANY IMPLIED WARRANTY EVEN IF CAUSED BY THE NEGLIGENCE OR ANOTHER FAULT OF MAGELLAN OR OUT OF THE NEGLIGENT USAGE OF THE PRODUCT. IN NO EVENT WILL MAGELLAN BE HELD RESPONSIBLE FOR SUCH DAMAGES, EVEN IF MAGELLAN HAS BEEN ADVISED OF THE POSSIBILITY OF SUCH DAMAGES.

(c)Some national, state, or local laws do not allow the exclusion or limitation of incidental or consequential damages, so the above limitation or exclusion may not apply to you.

7.COMPLEATE AGREEMENT

(a)This written warranty is the complete, final and exclusive agreement between Magellan and the purchaser with respect to the quality of performance of the goods and any and all warranties and representations. THIS WARRANTY SETS FORTH ALL OF MAGELLAN'S RESPONSIBILITIES REGARDING THIS PRODUCT. THIS WARRANTY GIVES YOU SPECIFIC RIGHTS. YOU MAY HAVE OTHER RIGHTS WHICH VARY FROM LOCALITY TO LOCALITY AND CERTAIN LIMITATIONS CONTAINED IN THIS WARRANTY MAY NOT APPLY TO YOU.

(b)If any part of this limited warranty is held to be invalid or unenforceable, the remainder of the limited warranty shall nonetheless remain in full force and effect.

8.CHOICE OF LAW. This limited warranty is governed by the laws of the State of California, without reference to its conflict of law provisions or the U.N. Convention on Contracts for the International Sale of Goods, and shall benefit Magellan, its successors and assigns. This warranty does not affect the consumer's statutory rights under applicable laws in force in their locality, nor the customer's rights against the dealer arising from their sales/purchase contract.

For further information concerning this limited warranty, please visit Magellan's website www.magellangps.com or contact:

MITAC Digital Corp. 471 El Camino Real, Santa Clara, CA 95050, USA

USA & Canada: 800-707-9971 Mexico: 866-310-7223



©2010 MiTAC International Corporation. The Magellan logo, Magellan, and RoadMate are registered trademarks of MiTAC International Corporation, and OneTouch and QuickSpell are trademarks of MiTAC International Corporation and are used under license by MiTAC International Corporation. All rights reserved. The AAA logo is a trademark of the American Automobile Association. AAA © 2010 All rights reserved. CAA and the CAA logo are trademarks of the Canadian Automobile Association. All other trademarks and registered trademarks are property of their respective owners.