

# REMOTE CONTROL WRIST RACER

AGES  
6+

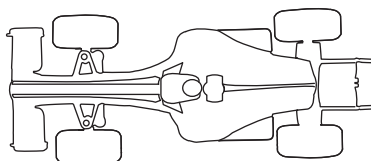
## INTRODUCTION

Congratulations on your purchase of the Wrist Racer. Please read all instructions and warnings on this sheet prior to using the Wrist Racer. Keep this instruction sheet as it contains important information for future reference.

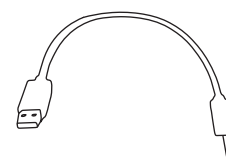
## CONTENT



1x Wristband Remote Control



1x R/C Racer



1x USB Charging Cable

## BATTERIES & CHARGING

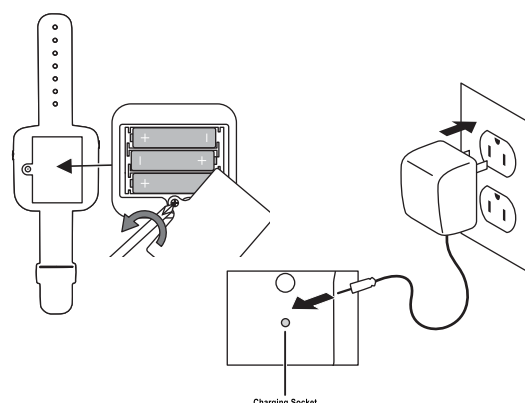
The Remote Control uses three "AAA" 1.5V batteries while the Racer uses an internal rechargeable battery.

### Remote Control

1. Use a Phillips or cross head screwdriver to open the battery compartment on the bottom.
2. Insert the batteries according to the diagram.
3. Close the battery compartment.

### Racer

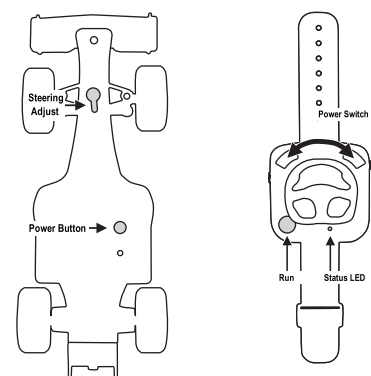
1. Plug the included USB charging cable into the charging socket on the underside of the car.
2. Plug the USB end of the cable into a powered USB port or standard 5V USB power adapter.
3. The red light in the USB plug will glow until charging is completed.



## HOW TO PLAY

1. Push the Power Button on the bottom of the racer.
2. Set the racer down on a smooth floor.
3. Slide the Power Switch on the Remote to "ON".
4. Push the Run Button to make the car go forward. The remote will emit authentic engine sounds while the car is running.
5. Use the steering wheel to control the racer.

- Push the Run Button to stop the car.
- If the car will not drive straight and "pulls" to one side or the other, use the Steering Adjust knob to center it so that it will drive straight without any input from the controller.
- Always turn off the racer using the Power Button.
- Turn off the Remote when handling the car, including during charging.
- After 10 minutes of inactivity the racer will preserve power by entering Sleep Mode. Deactivate Sleep Mode by pressing the Power Button found at the bottom of the racer



### RECHARGEABLE BATTERY WARNING:

- The Racer contains a non-removable rechargeable battery.
- There is a risk of fire and personal injury if battery is punctured, damaged, or misused.
- Do not dismantle, crush, incinerate or short-circuit battery.
- Never expose battery to extreme temperatures or moisture.
- Keep away from flammable materials and direct sunlight.
- Only charge using the provided charger, cable, and/or adapters.
- Rechargeable battery is only to be charged by an adult.
- Adult Supervision of the battery while it is charging is required.
- Allow battery to cool to room temperature before charging.
- Charge on a non-flammable surface and keep away from flammable products
- Discontinue charging if battery becomes hot, swells, smokes, or gives off a strong odor.
- Battery chargers used with the product are to be regularly examined for damage to the cord, plug, enclosure, and other parts, and in the event of such damage, they must not be used until the damage has been repaired.
- Remove batteries (if removable) before storing.
- Recycle or dispose of battery according to federal, state, and local laws.

### BATTERY WARNING:

- Do not mix old and new batteries.
- Do not mix alkaline, standard (carbon-zinc), or rechargeable batteries.
- Alkaline batteries are recommended. Use only the specified voltage.
- Insert batteries using the correct polarity. Always use, replace, and recharge (if applicable) batteries under adult supervision.
- Do not charge with non-rechargeable batteries.
- Do not short-circuit the battery supply terminals.
- Do not dispose of batteries in a fire, batteries may explode or leak.
- Remove batteries before storing.
- Recycle or dispose of batteries according to federal, state, and local laws

**WARNING:** Changes or modifications to this unit not expressly approved by the party responsible for compliance could void the user's authority to operate the equipment.

This device complies with Part 15 of the FCC Rules. Operation is subject to the following two conditions: (1) this device may not cause harmful interference, and (2) this device must accept any interference received, including interference that may cause undesired operation.

**NOTE:** This equipment has been tested and found to comply with the limits for a Class B digital device, pursuant to Part 15 of the FCC Rules. These limits are designed to provide reasonable protection against harmful interference in a residential installation. This equipment generates, uses and can radiate radio frequency energy and, if not installed and used in accordance with the instructions, may cause harmful interference to radio communications. However, there is no guarantee that interference will not occur in a particular installation. If this equipment does cause harmful interference to radio or television reception, which can be determined by turning the equipment off and on, the user is encouraged to try to correct the interference by one or more of the following measures:

- Reorient or relocate the receiving antenna.
- Increase the separation between the equipment and receiver.
- Connect the equipment into an outlet on a circuit different from that to which the receiver is connected.
- Consult the dealer or an experienced radio/TV technician for help.



### SAFETY WARNINGS: PLEASE READ BEFORE USE

- Avoid water when operating.
- Adult supervision required.
- Do not submerge car or controller in water.
- Do not use people or animals as obstacles.
- Do not run car into furniture objects or hard surfaces as this will cause damage to both the objects and car.
- Keep fingers, hair and loose clothing away from the tires, gears and motor while car is switched to "ON".
- Do not leave car or transmitter near sources of heat or under direct sunlight for long periods of time.
- Remove all batteries (if removable) when not in use to avoid accidental operation.
- Adult supervision is recommended when operating car.
- Thoroughly inspect products before every use. If the product appears worn, frayed/splintered, cracked, or broken in any manner, discontinue use and discard immediately.
- Keep these instructions for future reference.



FAO® and FAO Schwarz® names and logos are trademarks or registered trademarks. All rights reserved. www.fao.com

Distributed by and ©2018 MerchSource, LLC. Irvine, CA 92618.

For customer support please call 1-888-987-6533.

Printed in China

**KEEP THIS INSTRUCTION MANUAL AS IT CONTAINS IMPORTANT INFORMATION FOR FUTURE REFERENCE.**

Due to continuous product improvements, the pictures on this manual may differ slightly from the actual product.