PHANTOM DESTROYER

RC ALL-TERRAIN VEHICLE

BATTERY INSTALLATION

KEEP THIS PACKAGE FOR REFERENCE AS IT CONTAINS IMPORTANT INFORMATION.

NOTE: For best operation, use the truck on a hard surface.

The truck requires 4 "AA" 1.5V batteries (not included). The controller requires one 9V battery (included). When changing batteries, adult supervision is required. Use alkaline batteries for the best performance.

- Carefully remove items from the package.
- Locate the battery door on the bottom of the truck.
- Pull the latch on the door and lift up to access the battery compartment. Insert 4 "AA" batteries while observing the correct polarity (Fig.1).
- Replace the battery compartment door.
- Slide the battery door on the back of the controller down to open.
- Insert one 9V battery while observing the correct polarity (Fig.2).
- Replace the battery compartment door.
- Switch both the truck and controller power switches to the "ON" position.
- Adjust the steering alignment lever located on the bottom of the truck (between front wheels) if the truck does not run straight when moving forward.

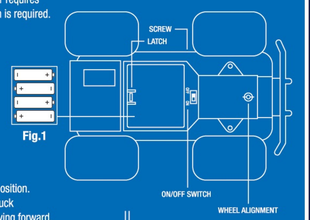

Fig.1

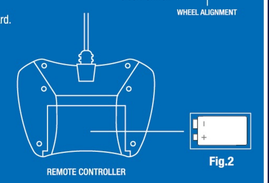

Fig.2

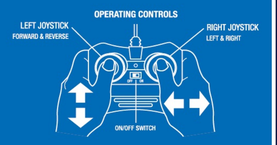

SAFETY PRECAUTIONS

- Do not operate during thunderstorms or rain.
- Avoid water, sand and snow when operating your truck.
- Do not submerge truck or controller in water.
- Never operate your truck on the street or highway.
- Adult supervision is recommended when operating this truck.
- Remove all batteries when not in use to avoid accidental operation.
- Never operate your truck in a confined or crowded area, and do not use people or animals as obstacles.
- Do not run your truck into furniture, objects or hard surfaces, as this will cause damage to both the objects and the truck.
- Keep fingers, hair and loose clothing away from the tires, gears and motor while the truck is switched to "ON".
- Do not leave truck or controller near sources of heat or under direct sunlight for long periods of time.
- Do not leave truck or controller outside overnight. Dampness is harmful to interior components.

WARNING: Changes or modifications to this unit not expressly approved by the party responsible for compliance could void the user's authority to operate the equipment.

This device complies with Part 15 of the FCC Rules. Operation is subject to the following two conditions: (1) this device may not cause harmful interference, and (2) this device must accept any interference received, including interference that may cause undesired operation.

Note: This equipment has been tested and found to comply with the limits for a Class B digital device, pursuant to part 15 of the FCC Rules. These limits are designed to provide reasonable protection against harmful interference in a residential installation. This equipment generates, uses and can radiate radio frequency energy and, if not installed and used in accordance with the instructions, may cause harmful interference to radio communications.
However, there is no guarantee that interference will not occur in a particular installation. If this equipment does cause harmful interference to radio or television reception, which can be determined by turning the equipment off and on, the user is encouraged to try to correct the interference by one or more of the following measures:
—Reorient or relocate the receiving antenna.
—Increase the separation between the equipment and receiver.
—Connect the equipment into an outlet on a circuit different from that to which the receiver is connected.
—Consult the dealer or an experienced radio/TV technician for help.

BATTERY WARNING:
- Do not mix old and new batteries.
- Do not mix alkaline, standard (carbon-zinc), or rechargeable batteries.
- Insert batteries using the correct polarity. Do not short-circuit the supply terminal.
- Remove batteries when not in use. Recycle or dispose of exhausted batteries according to federal, state, and local laws. Do not dispose of batteries in a fire - they may leak or explode.
- Only use manufacture specified battery(ies), charger(s) and/or adapter, if applicable, specified by the manufacturer.
- Always use, replace, and recharge (if applicable) batteries under adult supervision.

KEEP THIS PACKAGE FOR REFERENCE AS IT CONTAINS IMPORTANT INFORMATION.

1002307 (2303625)

Made in China

©2017 MerchSource, LLC. Blue Hat Toy Company and all associated logos are trademarks of Merchsource, LLC. All rights reserved.

Distributed by MerchSource, LLC. Irvine, CA 92618.

The artwork and design of this package are protected by US copyright law and may not be reproduced, distributed, displayed, published or used for any purpose without prior written permission. It is not permitted to alter, remove or reproduce any trademarks or copyright notice from this package.

EXCITING OFF-ROAD RADIO CONTROLLED ACTION

- Rugged Roll Bar For Off-Road Action
- Knobby Tires For Rugged All-terrain Performance
- Full Function Wireless Remote Control

BATTERY OPERATED PLAY VEHICLE

AGES 6 AND UP

WARNING! CHOKING HAZARD - Small parts. Not suitable for children under 3 years.

- Rugged Roll Bar For Off-Road Action
- Knobby Tires For Rugged All-terrain Performance
- Full Function Wireless Remote Control

Vehicle requires 4 "AA" (1.5V) batteries (not included) and remote control requires one 9V battery (included). See bottom panel for complete instructions.