

ANNEX I – MANUFACTURER-PROVIDED INFORMATION

Note: The accuracy and precision of the following information provided by the manufacturer of the equipment under test has not been verified using test methods, cannot be verified, or is not necessary to verify.

Power at Final Amplifier:

$$120 \text{ V} * 0.8 \text{ A} = 100 \text{ W}$$

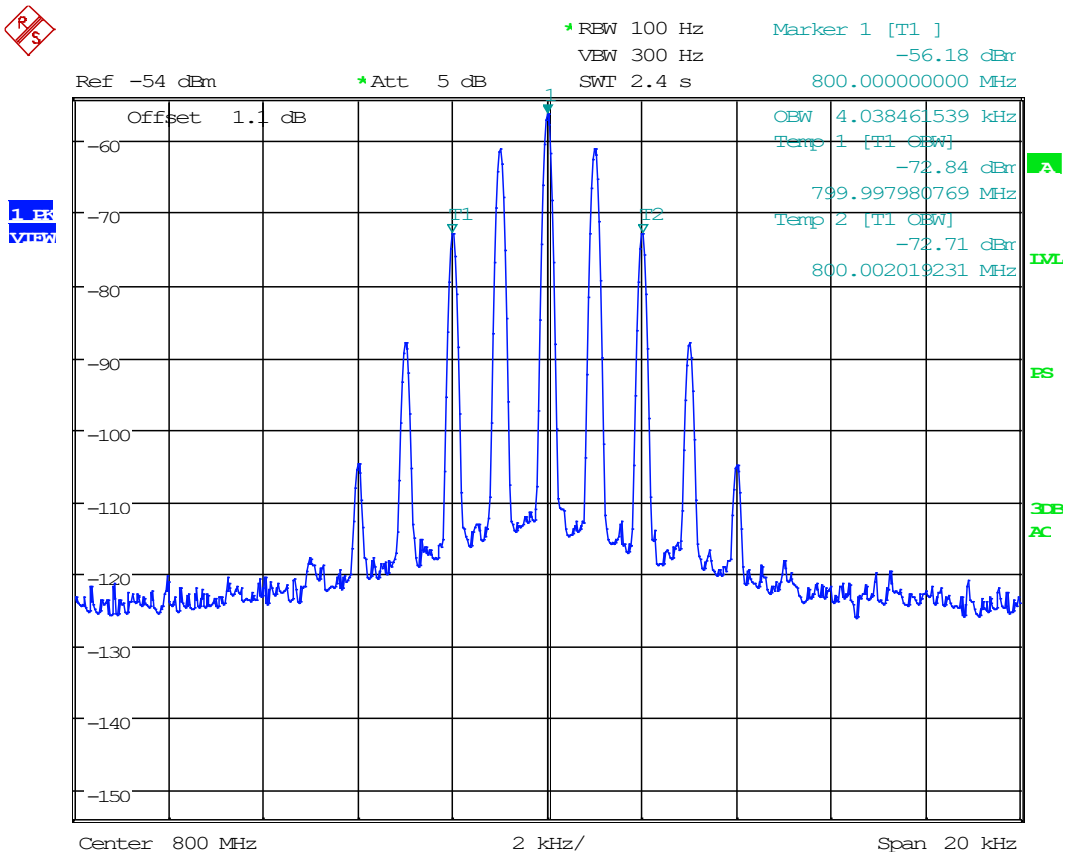
ANNEX II – MEASUREMENT DATA

KDB 935210 4.1 INPUT SIGNALS

4K00F3E (Narrowband Analog FM Voice)

Substituted for signals:

- 4K00F1E (Narrow NXDN Voice)
- 4K00F1D (Narrow NXDN Data)
- 4K00F1W (Narrow NXDN Voice & Data)
- 4K00F2D (Narrow NXDN CW ID)

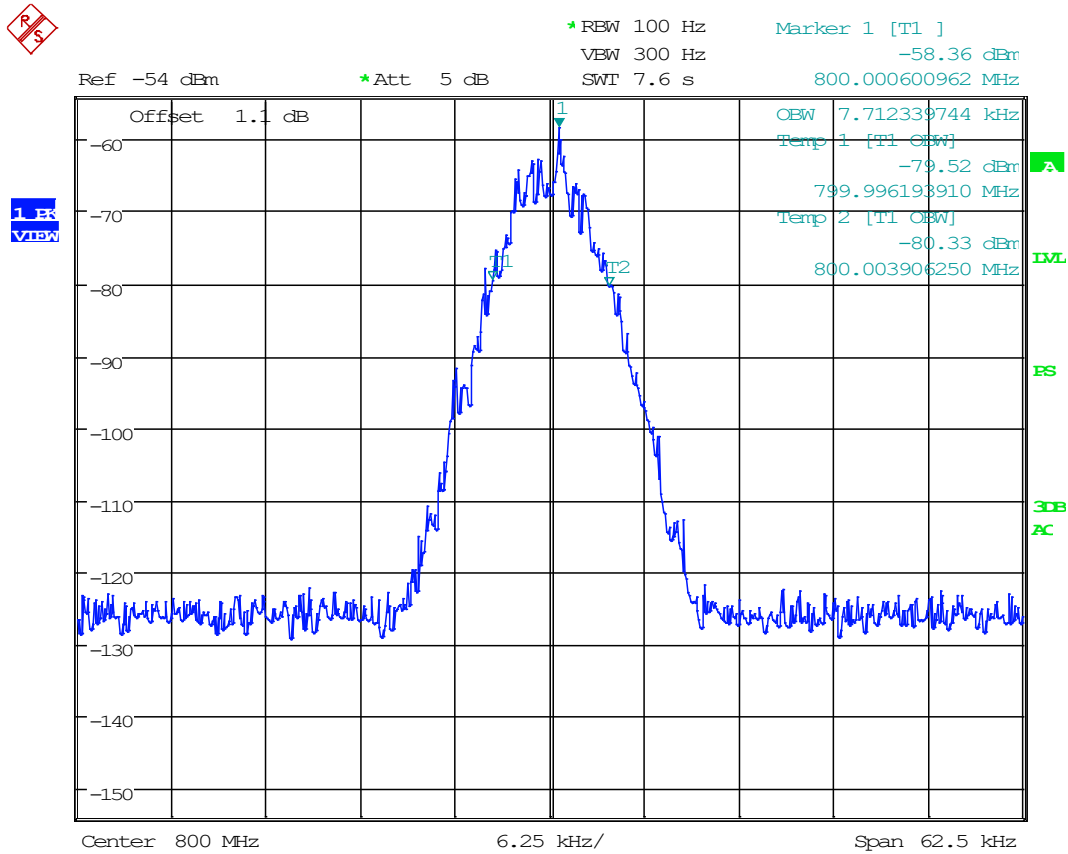


Date: 30.JAN.2019 13:10:11

Occupied Bandwidth: 4.04 kHz

KDB 935210 4.1 INPUT SIGNALS

8K10F1E/F1D (P25 Phase I C4FM Voice, Data)

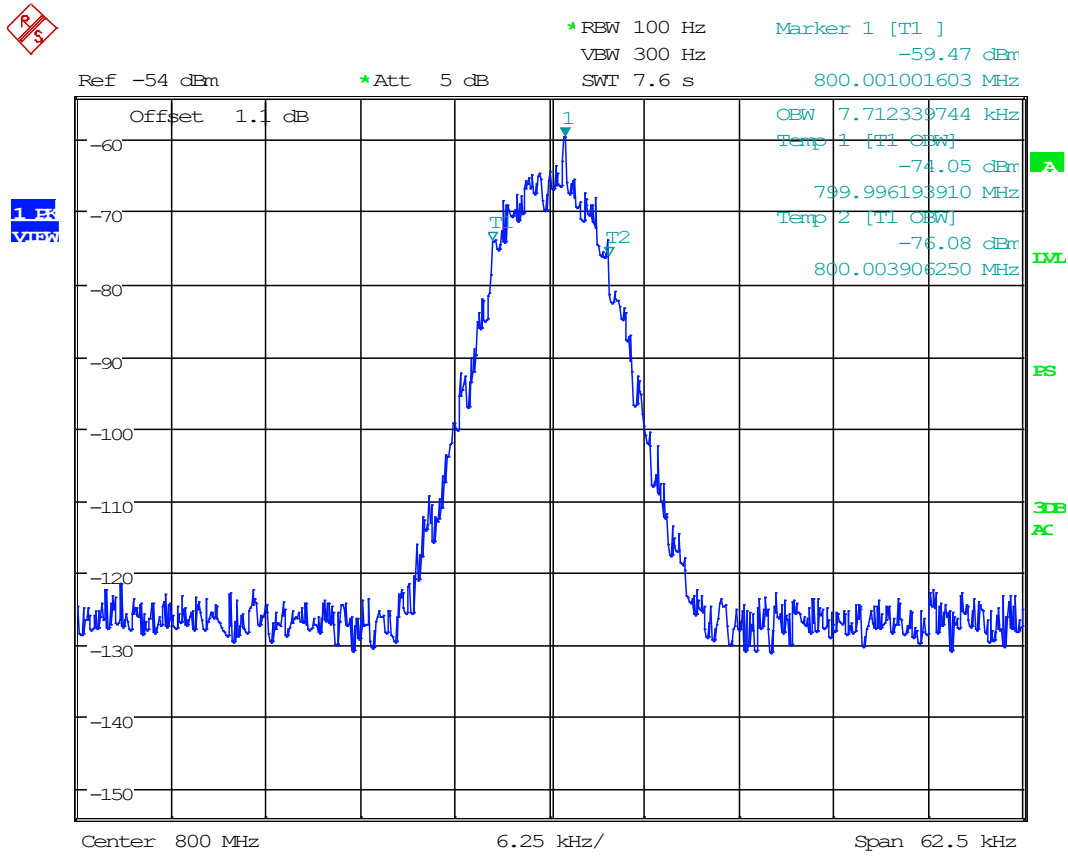


Date: 30.JAN.2019 14:28:58

Occupied Bandwidth: 7.71 kHz

KDB 935210 4.1 INPUT SIGNALS

8K10F1W (P25 Phase II H-CPM Voice & Data)

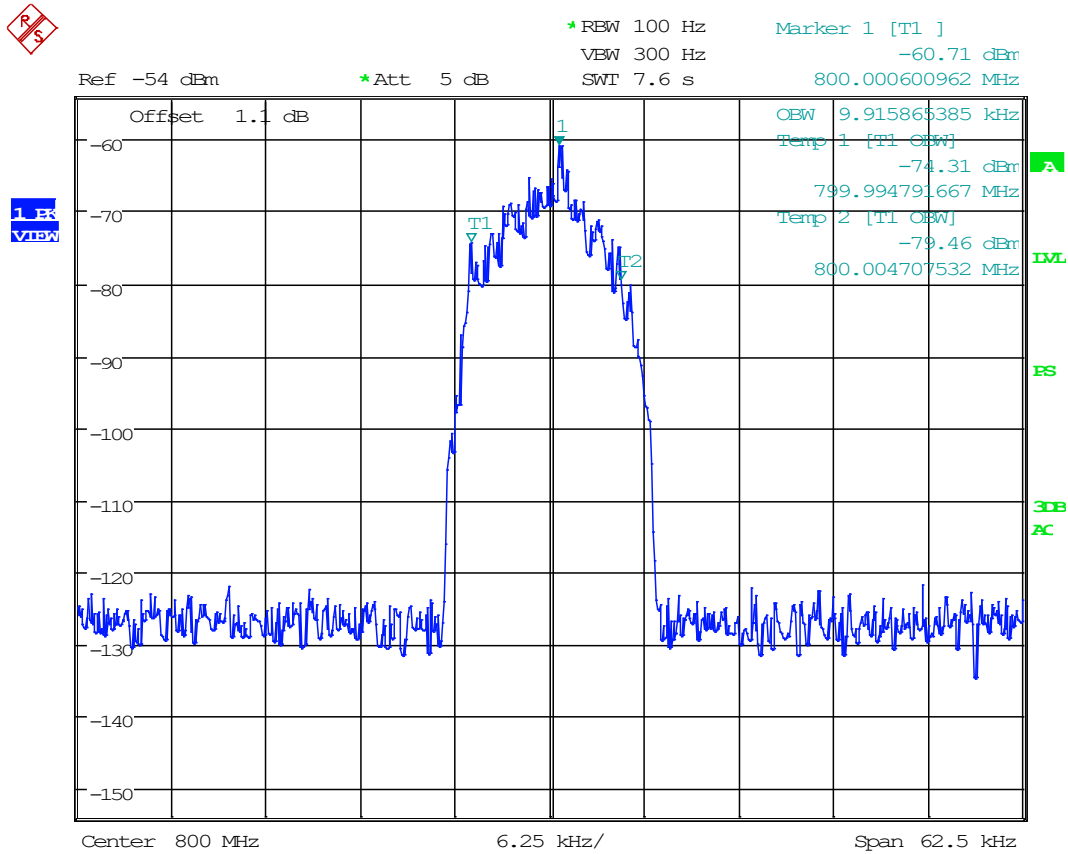


Date: 30.JAN.2019 14:30:47

Occupied Bandwidth: 7.71 kHz

KDB 935210 4.1 INPUT SIGNALS

9K80F1E/F1D (P25 Phase II H-DQPSK Voice, Data)



Date: 30.JAN.2019 14:32:35

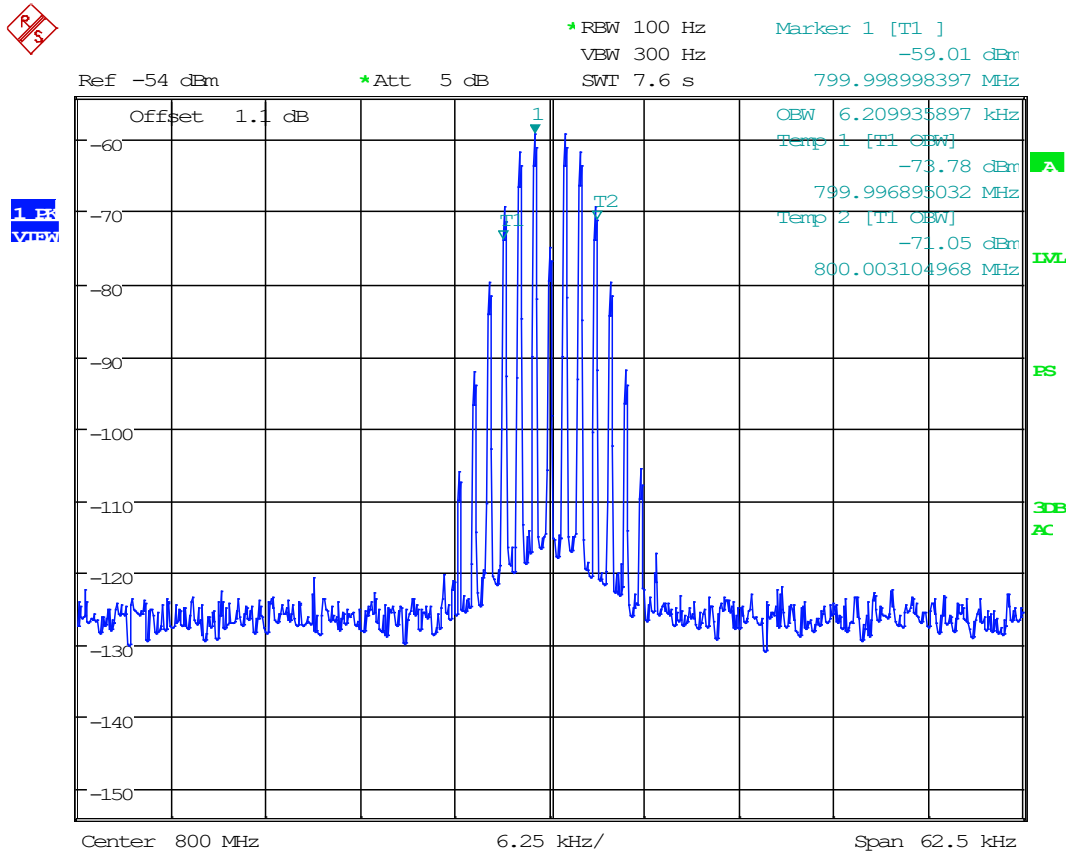
Occupied Bandwidth: 9.92 kHz

KDB 935210 4.1 INPUT SIGNALS

11K3F3E (Narrowband Analog FM Voice)

Substituted for signals:

- 7K60FXE (2-Slot DMR TDMA Voice)
- 7K60FXD (2-Slot DMR TDMA Data)
- 8K30F1E (Wide NXDN Voice)
- 8K30F1D (Wide NXDN Data)
- 8K30F1W (Wide NXDN Voice & Data)
- 8K30F2D (Wide NXDN CW ID)

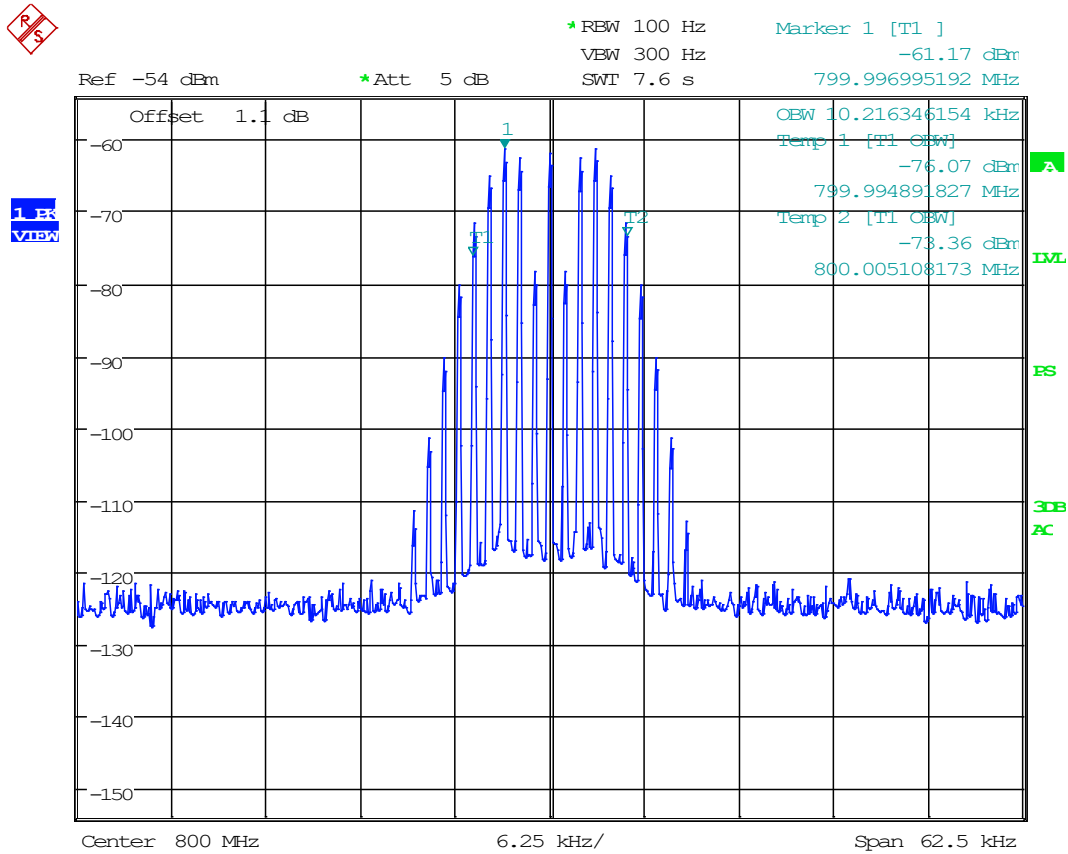


Date: 30.JAN.2019 14:19:45

Occupied Bandwidth: 6.21 kHz

KDB 935210 4.1 INPUT SIGNALS

16K0F3E (Wideband Analog FM Voice)



Date: 30.JAN.2019 14:23:14

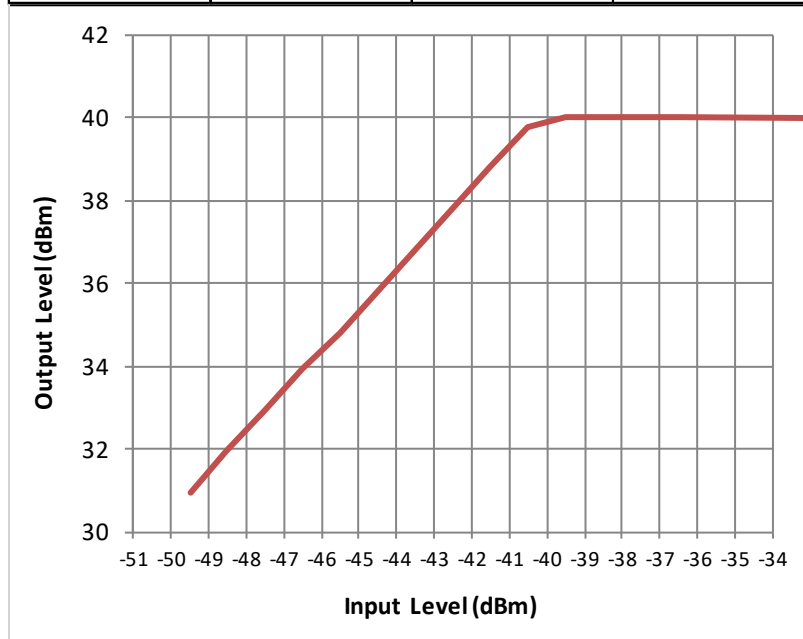
Occupied Bandwidth: 10.22 kHz

KDB 935210 4.2 AGC THRESHOLD

Test Engineer: FR
 Test Date: 4/22/2020

800 MHz Band, Downlink

| INPUT (dBm) | CORRECTED INPUT (dBm) | CORRECTED OUTPUT (dBm) | GAIN (dB) |
|-------------|-----------------------|------------------------|-----------|
| -49 | -49.5 | 30.95 | 80.5 |
| -48 | -48.5 | 31.96 | 80.5 |
| -47 | -47.5 | 32.95 | 80.5 |
| -46 | -46.5 | 33.96 | 80.5 |
| -45 | -45.5 | 34.83 | 80.3 |
| -44 | -44.5 | 35.81 | 80.3 |
| -43 | -43.5 | 36.83 | 80.3 |
| -42 | -42.5 | 37.84 | 80.3 |
| -41 | -41.5 | 38.81 | 80.3 |
| -40 | -40.5 | 39.77 | 80.3 |
| -39 | -39.5 | 40.01 | 79.5 |
| -38 | -38.5 | 40.01 | 78.5 |
| -37 | -37.5 | 40 | 77.5 |
| -36 | -36.5 | 40.01 | 76.5 |
| 34.5 | 34 | 39.57 | 5.6 |

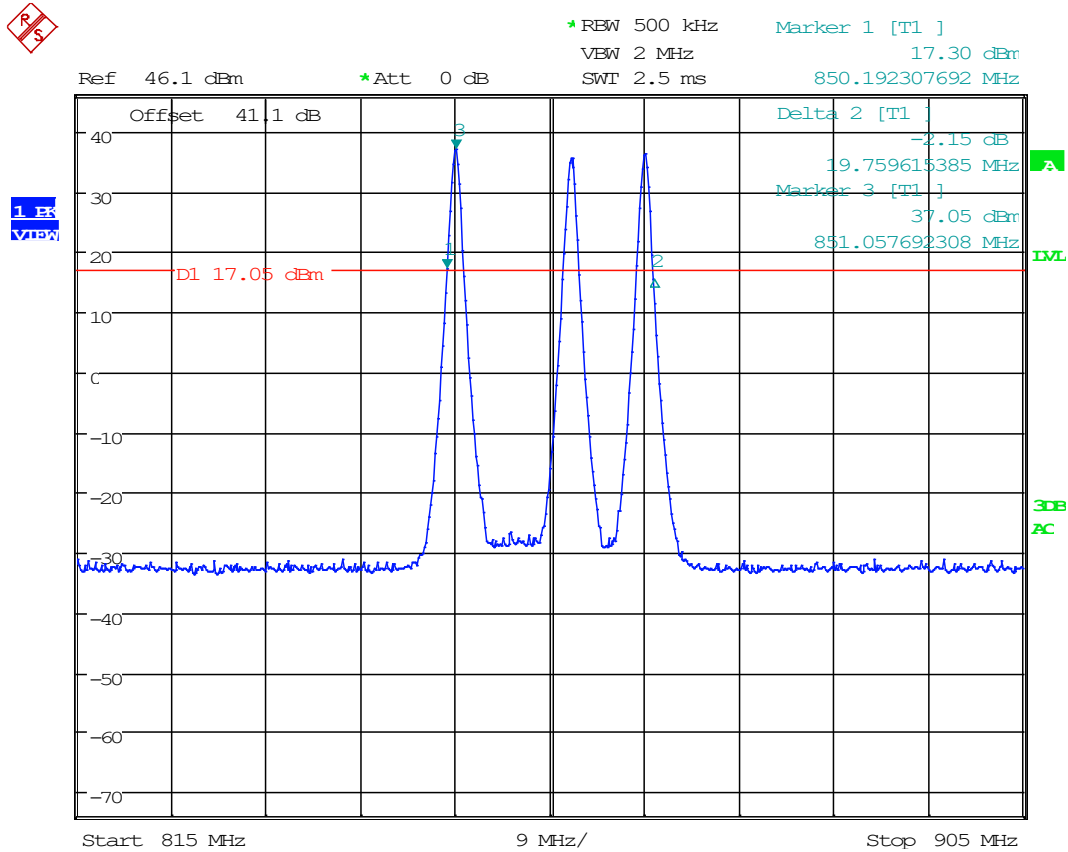


AGC Input Level = -39.5 dBm

KDB 935210 4.3 OUT OF BAND REJECTION

Test Engineer: FR
 Test Date: 4/2/2020

800 MHz Band, Downlink, Class A



Date: 22.APR.2020 13:23:56



2.1046 RF POWER OUTPUT

KDB 935210 4.5 RF POWER OUTPUT & GAIN

Test Engineer: FR
 Test Date: 4/22/2020

| 800 Band, Downlink | | | | | | | | | |
|--------------------|------------|-------------|--------------|--------------------|-----------------|-----------|----------------|---------------|------------|
| Frequency | AGC Level | Input (dBm) | Output (dBm) | Antenna Gain (dBi) | Cable Loss (dB) | Gain (dB) | Output ERP (W) | Limit ERP (W) | Margin (W) |
| 851.0125 | AGC | -39.5 | 40.01 | 0.00 | 3.02 | 79.5 | 5.00 | 5.00 | 0.00 |
| 851.0125 | AGC +3 | -36.5 | 40.00 | 0.00 | 3.02 | 76.5 | 4.99 | 5.00 | 0.01 |
| 851.0125 | Saturation | -35.00 | 39.57 | 0.00 | 3.02 | 74.6 | 4.52 | 5.00 | 0.48 |
| 861.9875 | AGC | -39.5 | 40.01 | 0.00 | 3.02 | 79.5 | 5.00 | 5.00 | 0.00 |
| 861.9875 | AGC +3 | -36.5 | 40.01 | 0.00 | 3.02 | 76.5 | 5.00 | 5.00 | 0.00 |
| 861.9875 | Saturation | -35.00 | 39.55 | 0.00 | 3.02 | 74.6 | 4.50 | 5.00 | 0.50 |
| 868.9875 | AGC | -39.5 | 40.01 | 0.00 | 3.02 | 79.5 | 5.00 | 5.00 | 0.00 |
| 868.9875 | AGC +3 | -36.5 | 40.00 | 0.00 | 3.02 | 76.5 | 4.99 | 5.00 | 0.01 |
| 868.9875 | Saturation | -35.00 | 39.56 | 0.00 | 3.02 | 74.6 | 4.51 | 5.00 | 0.49 |

Max Power Output = 40.01 dBm (10.02 W)

Deployed Power Output = 36.98 dBm (5 W)

Max Gain < 80 dB

KDB 935210 4.6 NOISE FIGURE

Test Engineer: FR
 Test Date: 4/22/2020

800 MHz Band, Downlink

| FCC KDB 935210 S. 4.6, ISED RSS-131 S. 6.4 - NOISE FIGURE | |
|---|-------------------|
| Measurement Freq. (MHz) | 861.9875 |
| Noise Source ENR (dB) | 15.0569 |
| Noise Source T_s^{OFF} , T_0 (K) | 290 |
| Noise Source T_s^{ON} (K) | 9581.4783 |
| Noise Source Cal N_2^{off} (dB) | -115.04 |
| Noise Source Cal N_2^{off} (pW) | 0.00313 |
| Noise Source Cal N_2^{on} (dB) | -109.7 |
| Noise Source Cal N_2^{on} (pW) | 0.01072 |
| Calibration Ratio Y_2 | 3.4198 |
| Calibration T_2 | 3549.7800 |
| Noise + EUT N_{12}^{off} (dB) | -40.26 |
| Noise + EUT N_{12}^{off} (pW) | 94188.96 |
| Noise + EUT N_{12}^{on} (dB) | -34.26 |
| Noise + EUT N_{12}^{on} (pW) | 374973.00 |
| Noise + EUT Ratio Y_{12} | 3.9811 |
| Noise + EUT T_{12} | 2826.8248 |
| Gain (Ratio) | 37033431.0938 |
| Gain (dB) | 75.6859 |
| 2nd Stage Correction T_1 | 2826.824733010540 |
| Noise Factor F | 10.74767 |
| Noise Figure (dB) | 10.31 |
| Limit (dB) | 9.00 |
| Margin (dB) | -1.31 |



2.1047 AUDIO FREQUENCY RESPONSE

2.1047 LOW PASS FILTER RESPONSE

Test Engineer: _____
Test Date: _____

N/A. Device does not accept audio input.



2.1047 MODULATION LIMITING

Test Engineer: _____
Test Date: _____

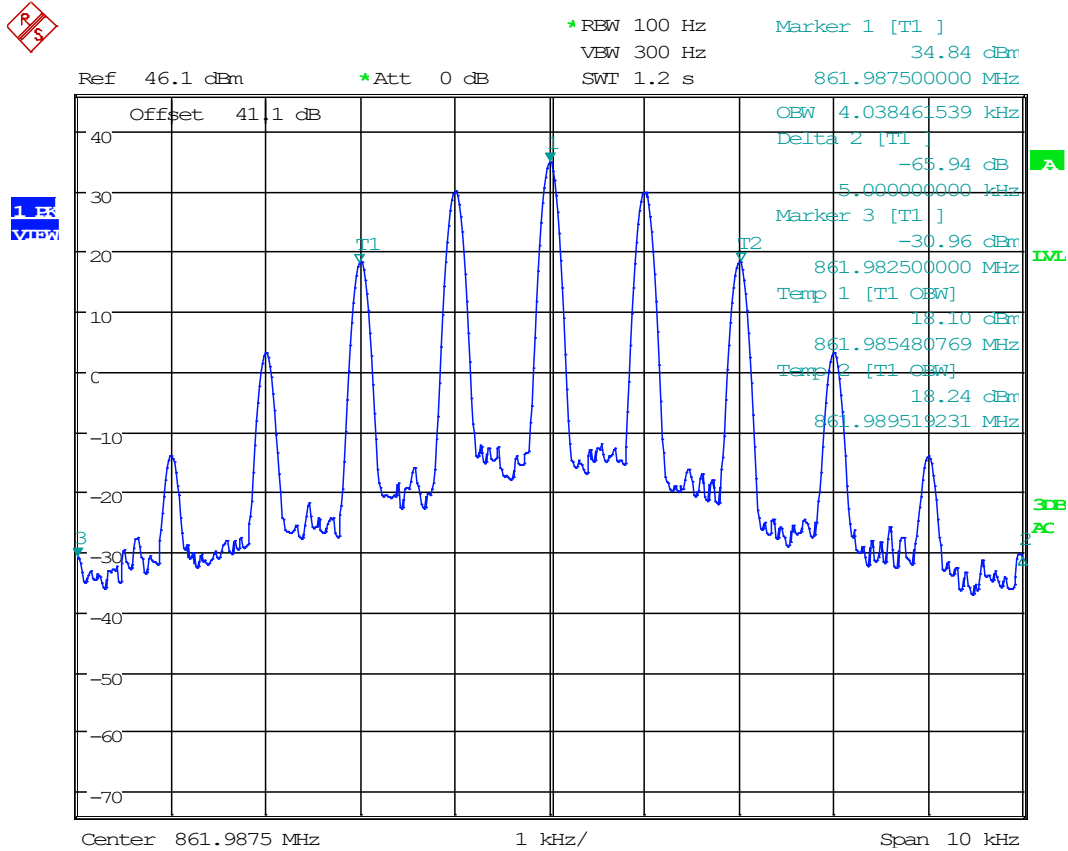
N/A. Device does not have means to limit modulation.

90.209 OCCUPIED BANDWIDTH

Test Engineer: FR
 Test Date: 4/22/2020

800 MHz Band, Downlink, 6.25k FM

OBW: 4.039 kHz

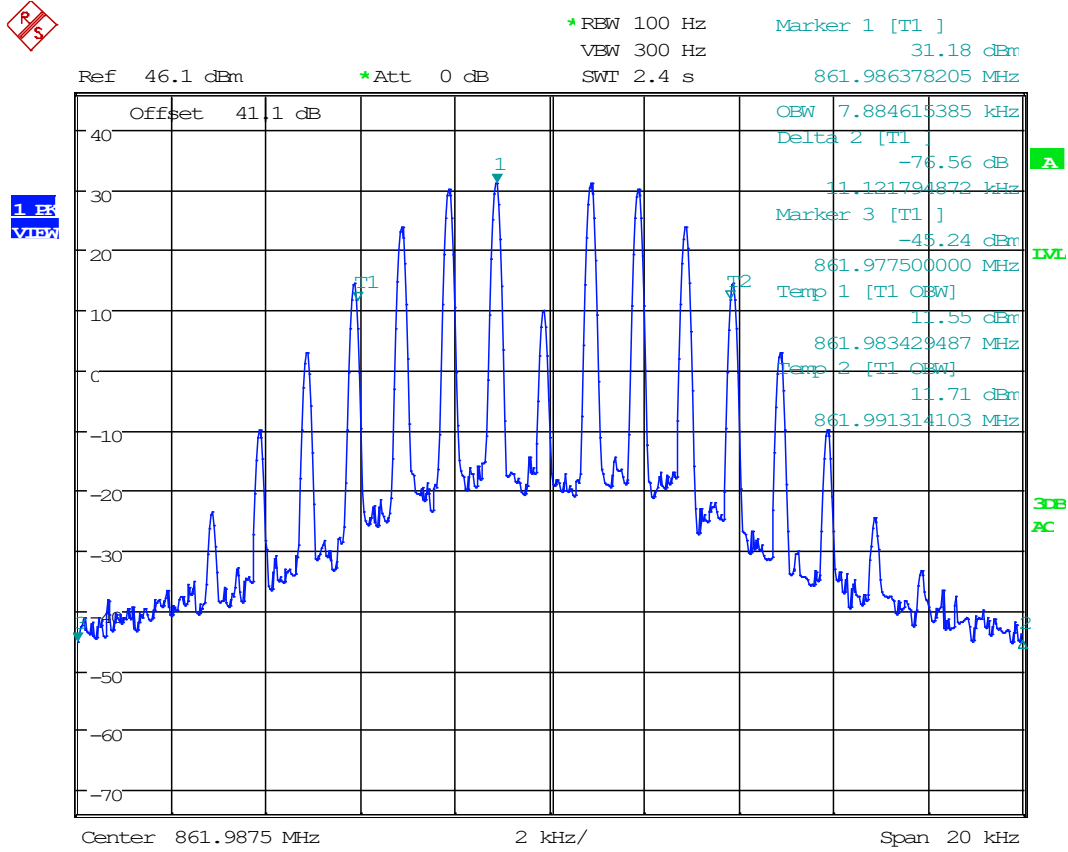


Date: 22.APR.2020 15:08:14

OCCUPIED BANDWIDTH

800 MHz Band, Downlink, 12.5k FM

OBW: 7.89 kHz

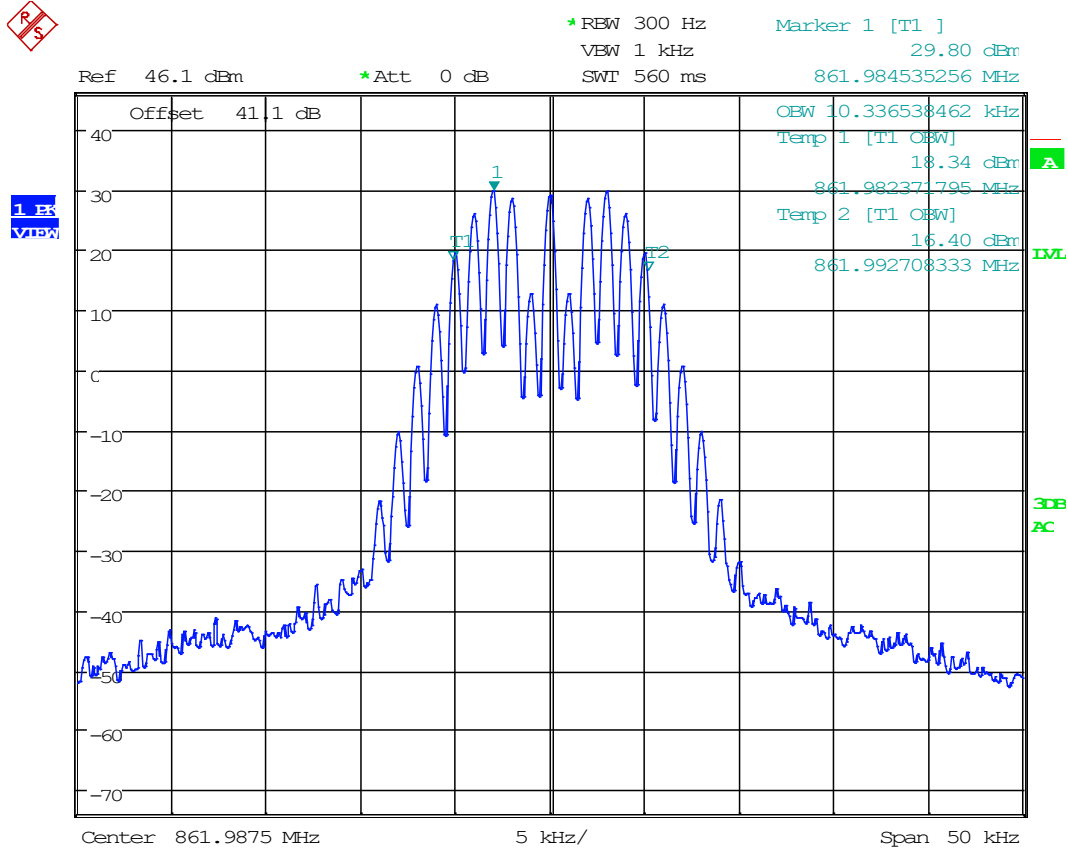


Date: 22.APR.2020 15:06:13

OCCUPIED BANDWIDTH

800 MHz Band, Downlink, 16k FM

OBW: 10.34 kHz

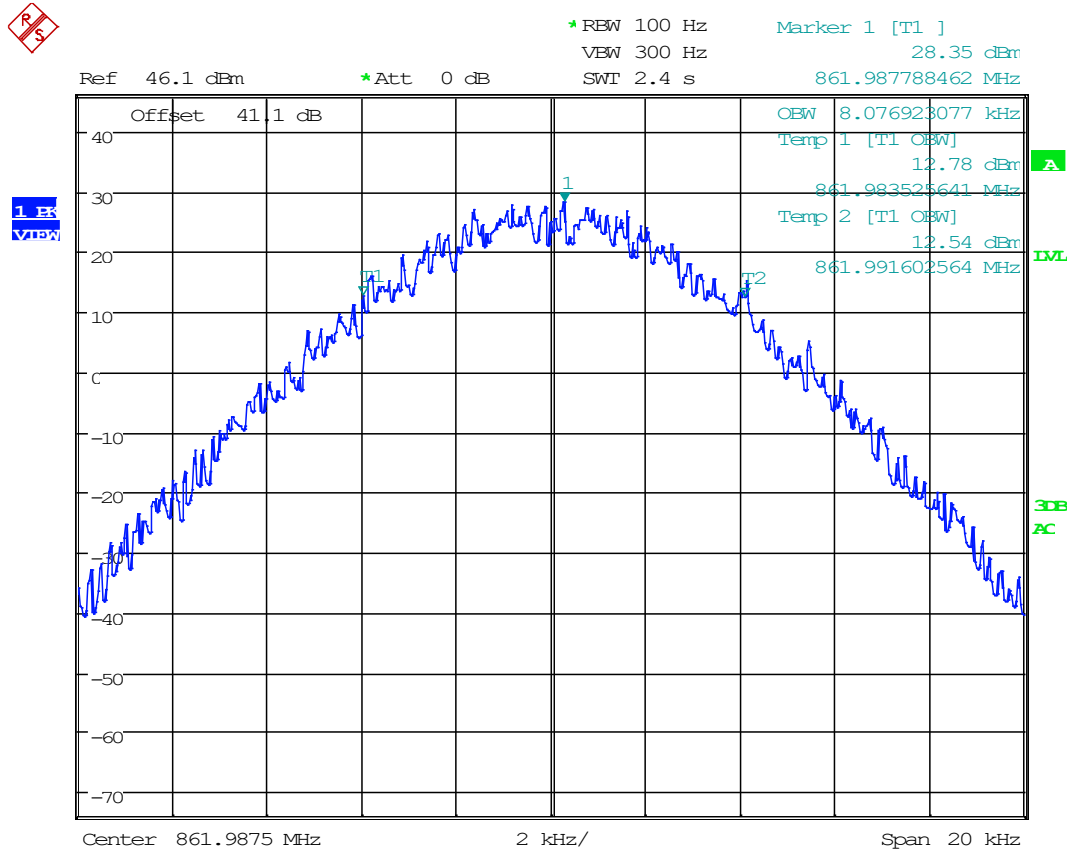


Date: 22.APR.2020 15:10:13

OCCUPIED BANDWIDTH

800 MHz Band, Downlink, C4FM

OBW: 8.08 kHz

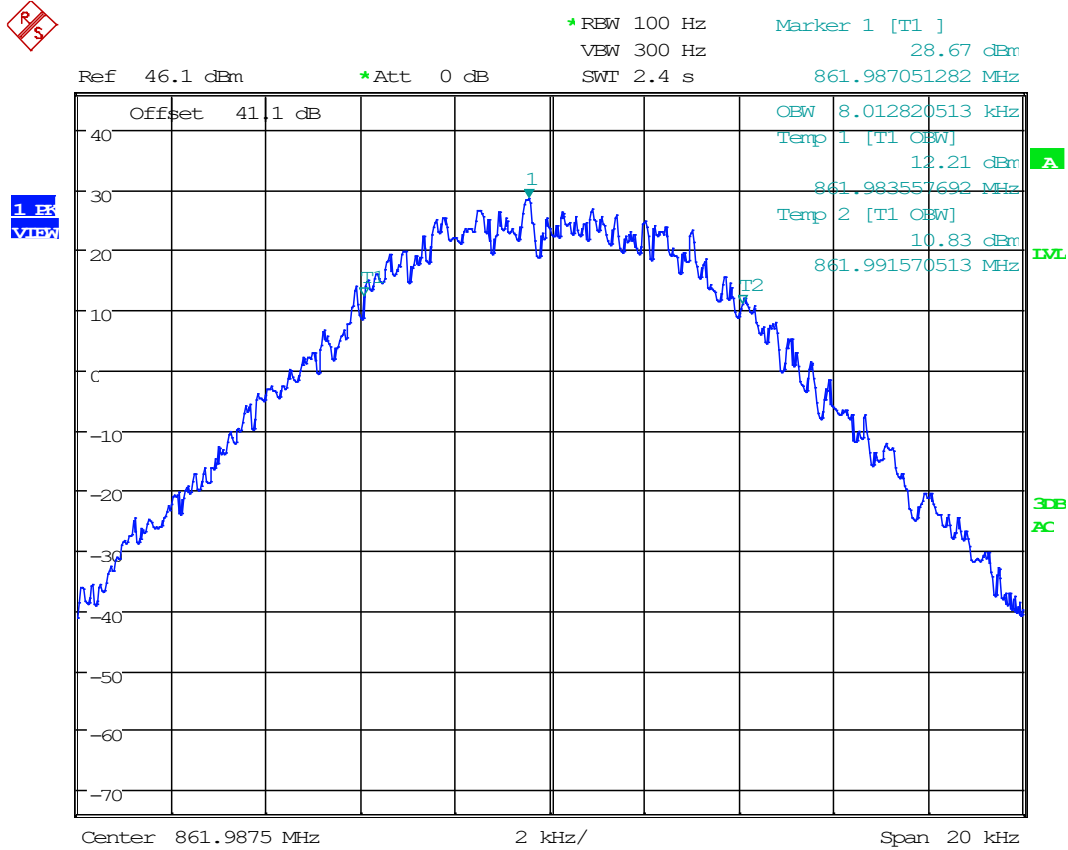


Date: 22.APR.2020 15:11:32

OCCUPIED BANDWIDTH

800 MHz Band, Downlink, H-CPM

OBW: 8.01 kHz

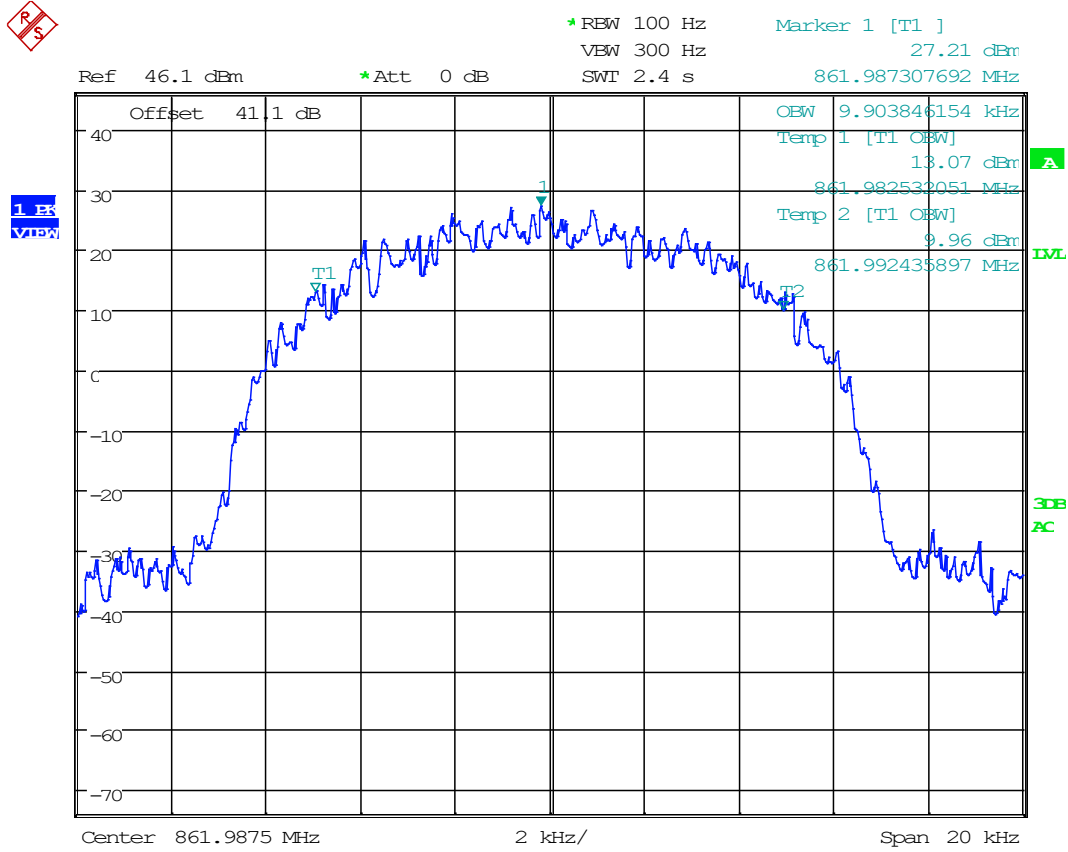


Date: 22.APR.2020 15:12:20

OCCUPIED BANDWIDTH

800 MHz Band, Downlink, H-DQPSK

OBW: 9.904 kHz



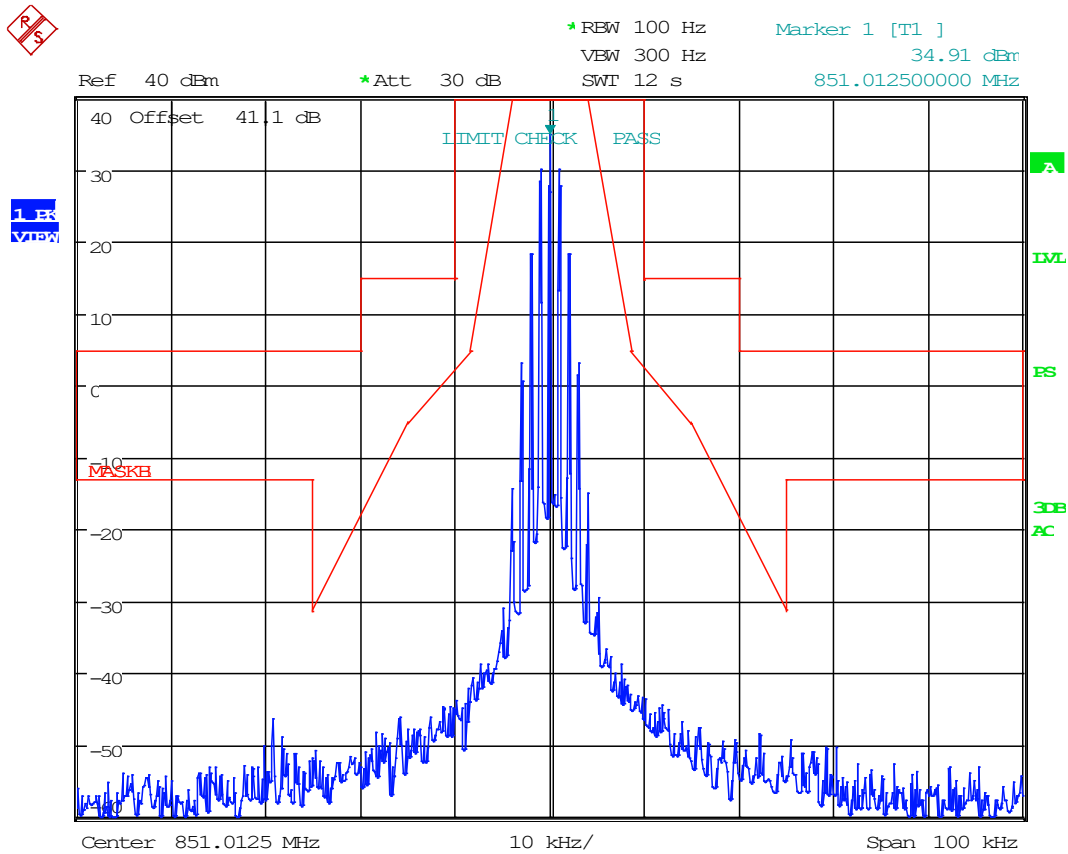
Date: 22.APR.2020 15:13:04

90.210 EMISSION MASKS

KDB 935210 4.4 INPUT VS OUTPUT COMPARISON

Test Engineer: FR
Test Date: 4/22/2020

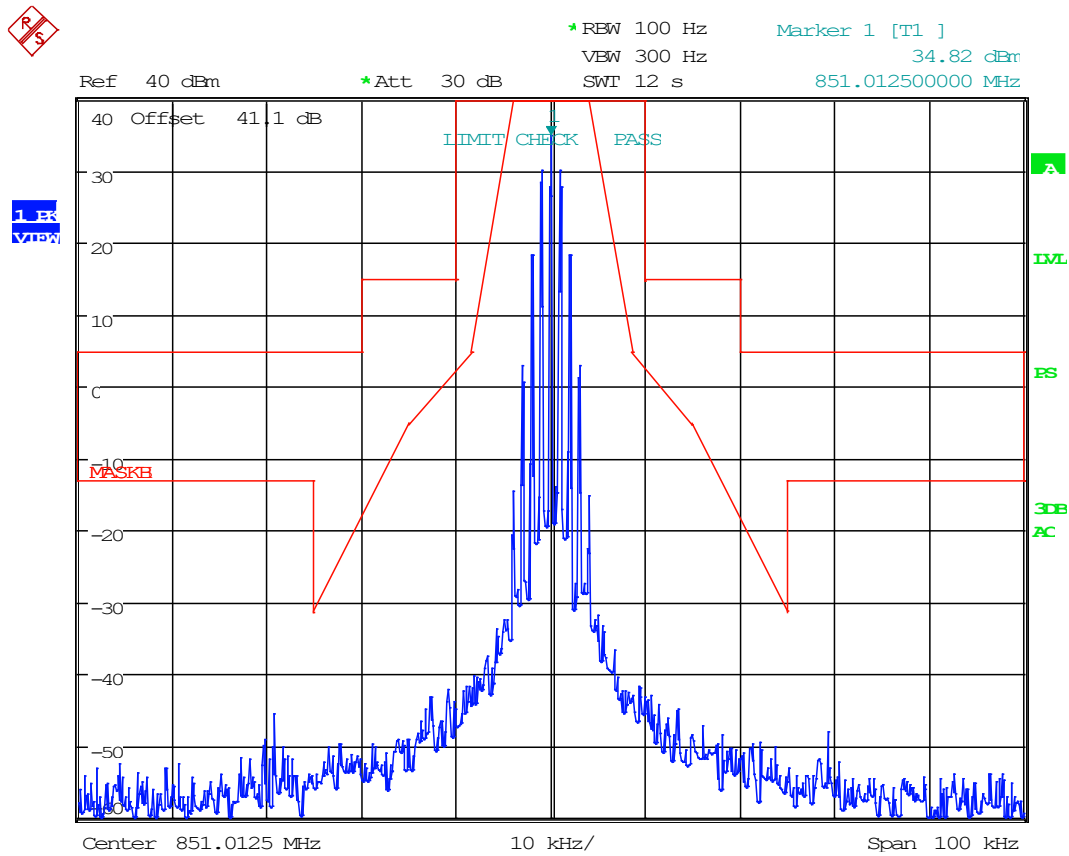
800 MHz Band, Downlink, 6.25k FM, At AGC



Date: 22.APR.2020 17:13:11

EMISSION MASK & IVO

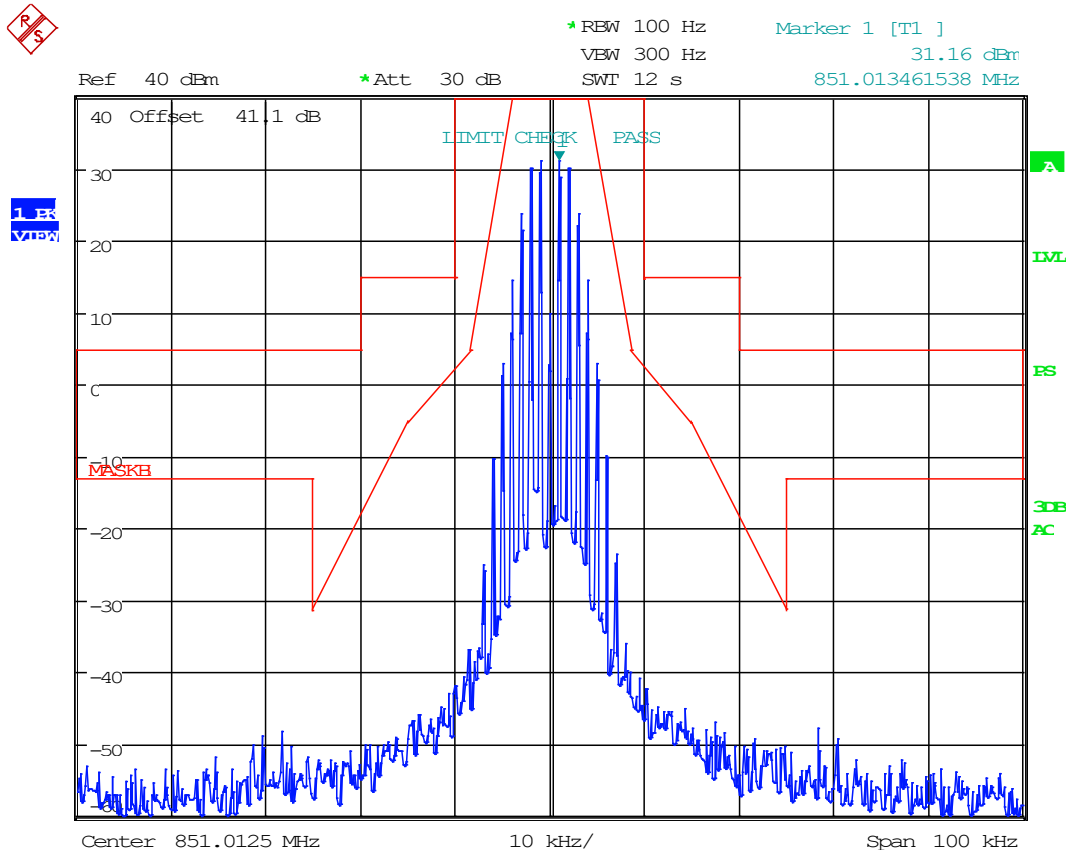
800 MHz Band, Downlink, 6.25k FM, At AGC +3 dB



Date: 22.APR.2020 17:13:43

EMISSION MASK & IVO

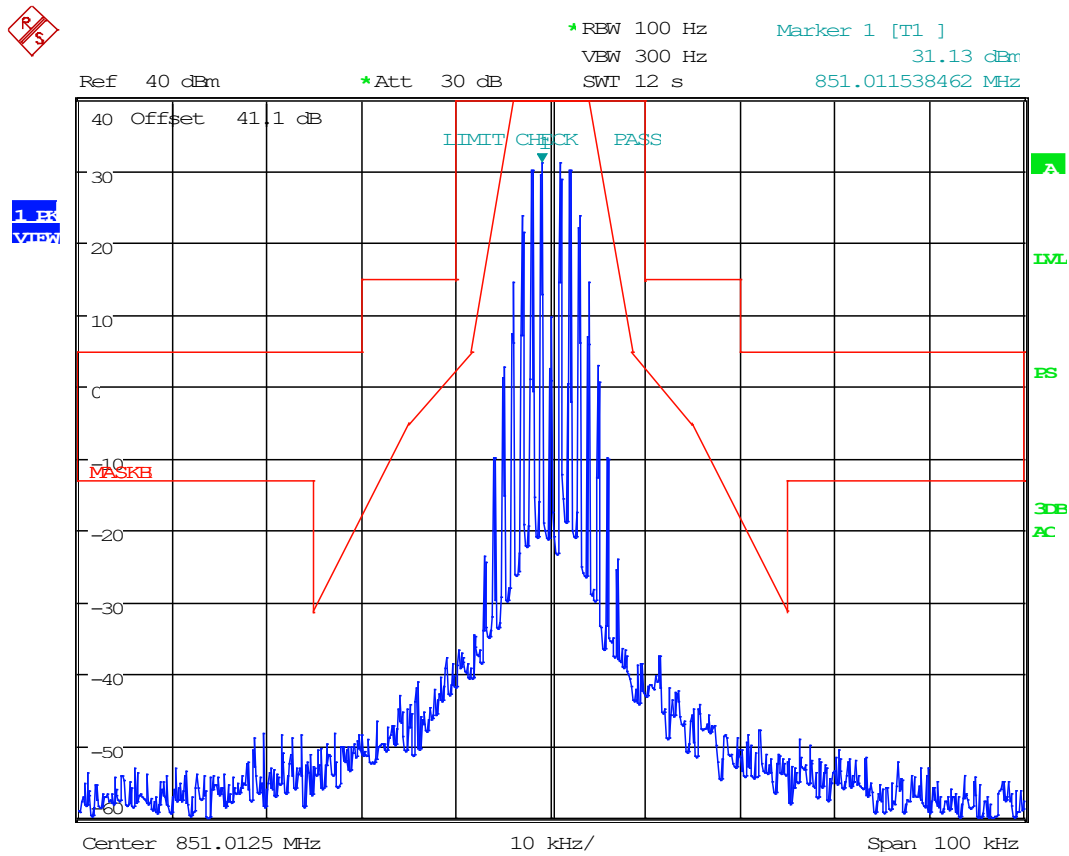
800 MHz Band, Downlink, 12.5k FM, At AGC



Date: 22.APR.2020 17:14:23

EMISSION MASK & IVO

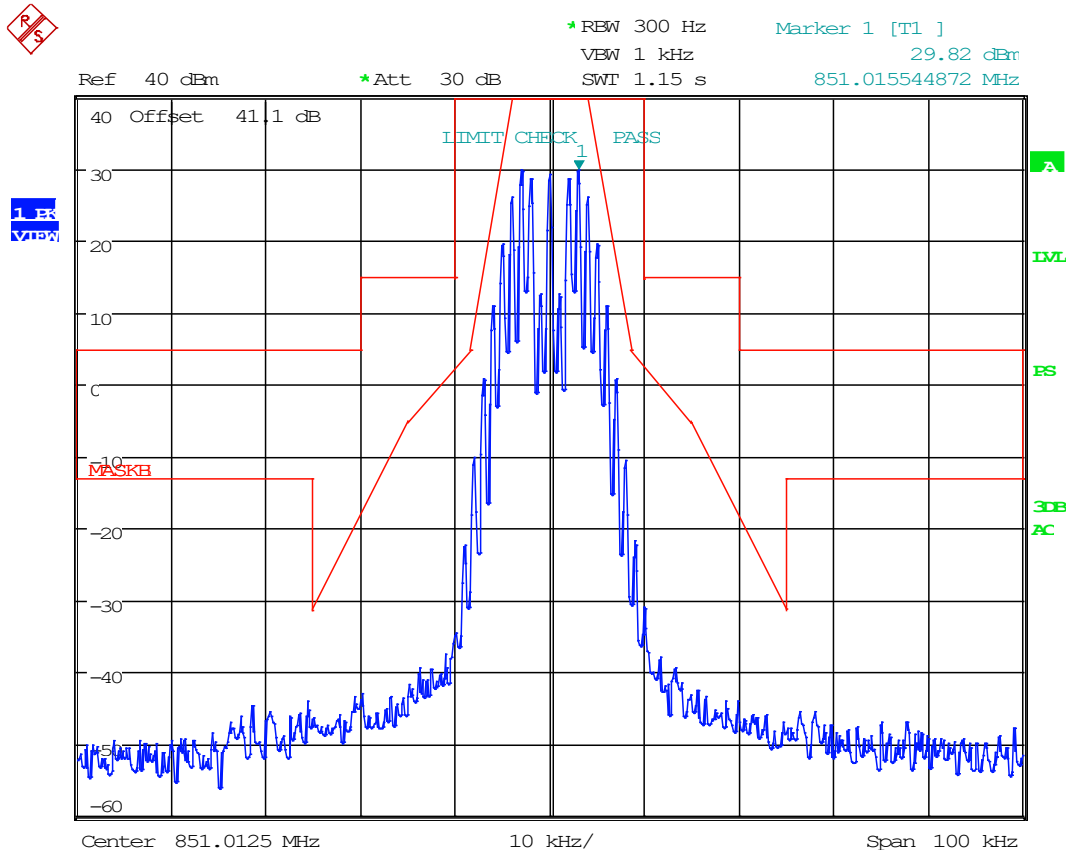
800 MHz Band, Downlink, 12.5k FM, At AGC +3 dB



Date: 22.APR.2020 17:14:56

EMISSION MASK & IVO

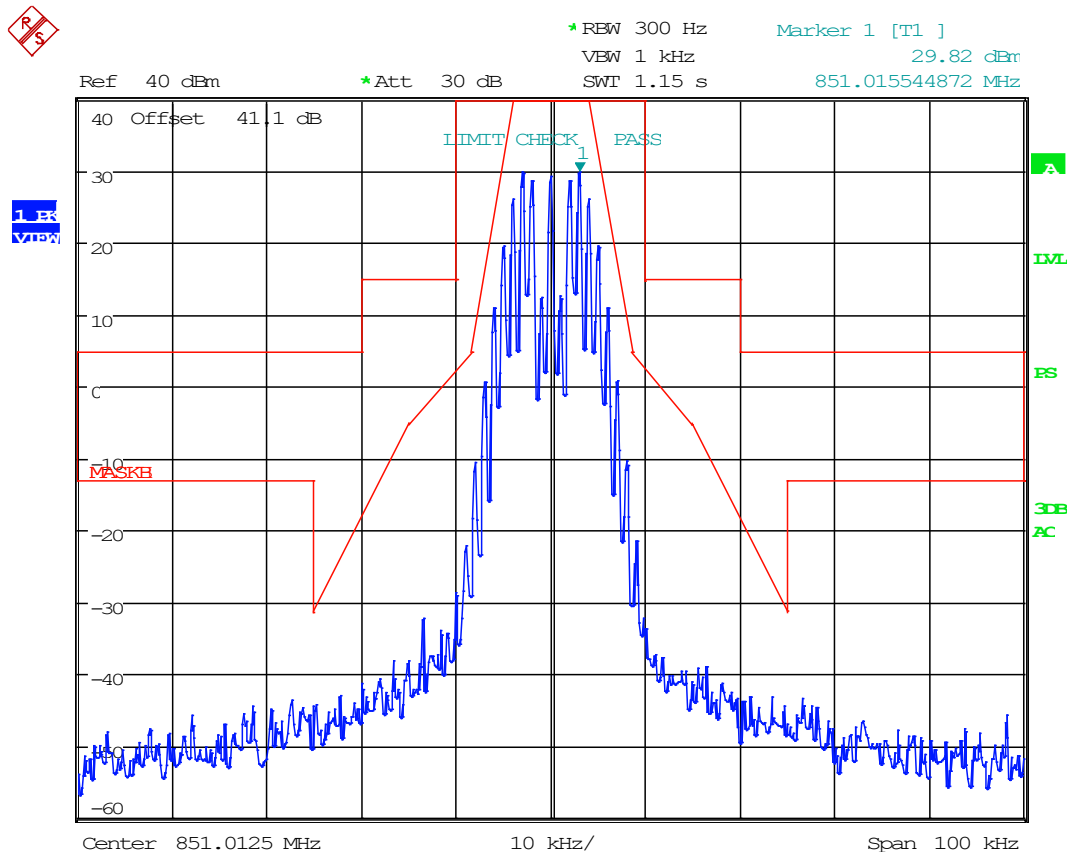
800 MHz Band, Downlink, 16k FM, At AGC



Date: 22.APR.2020 17:15:33

EMISSION MASK & IVO

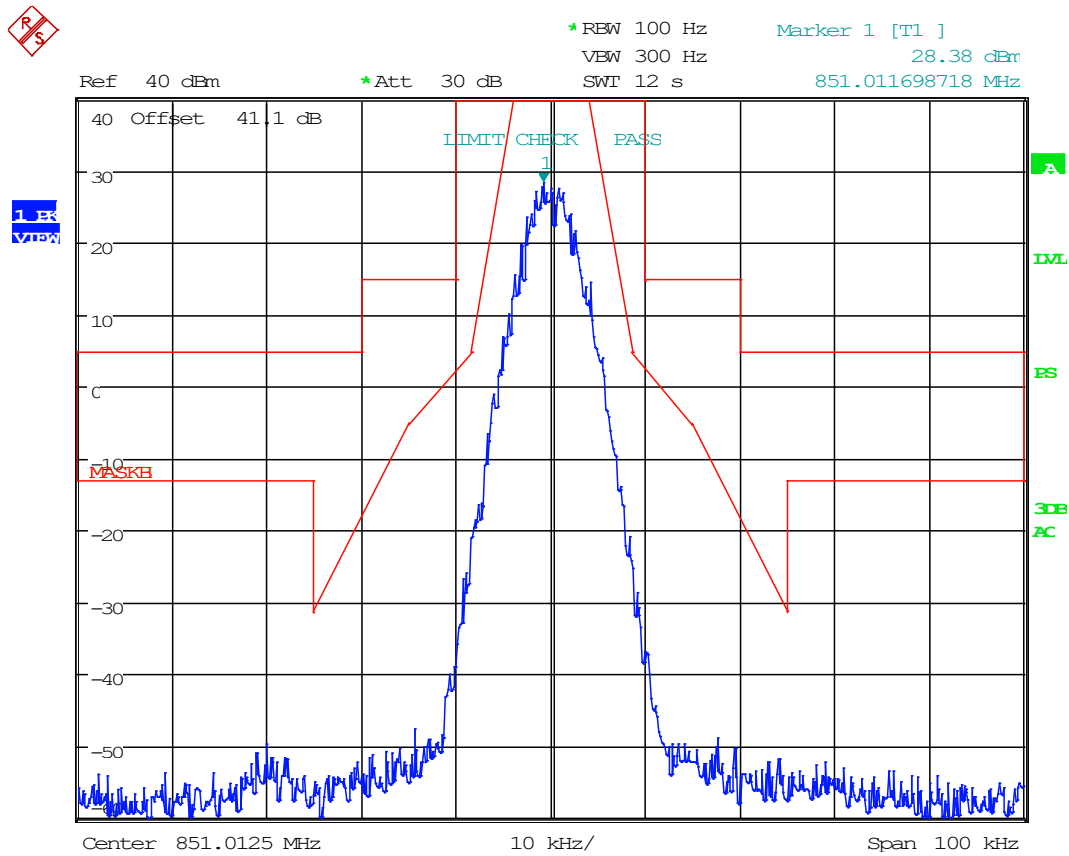
800 MHz Band, Downlink, 16k FM, At AGC +3 dB



Date: 22.APR.2020 17:16:44

EMISSION MASK & IVO

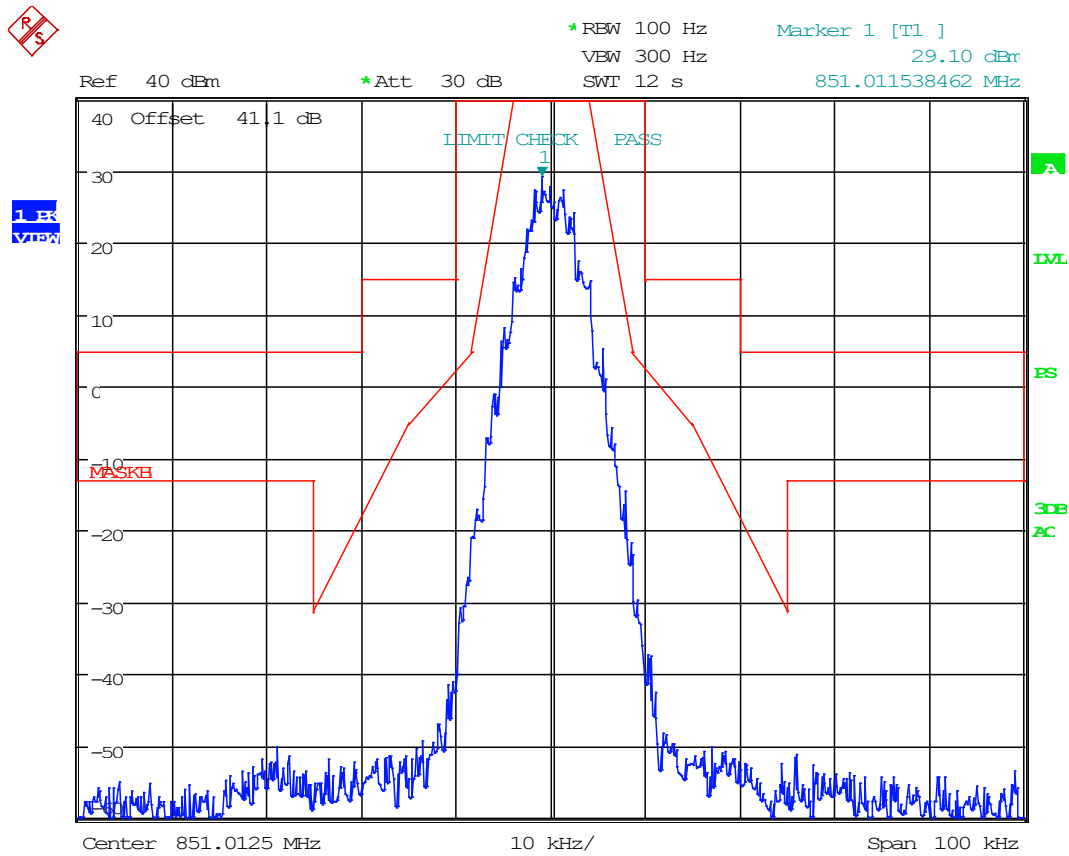
800 MHz Band, Downlink, C4FM, At AGC



Date: 22.APR.2020 17:18:19

EMISSION MASK & IVO

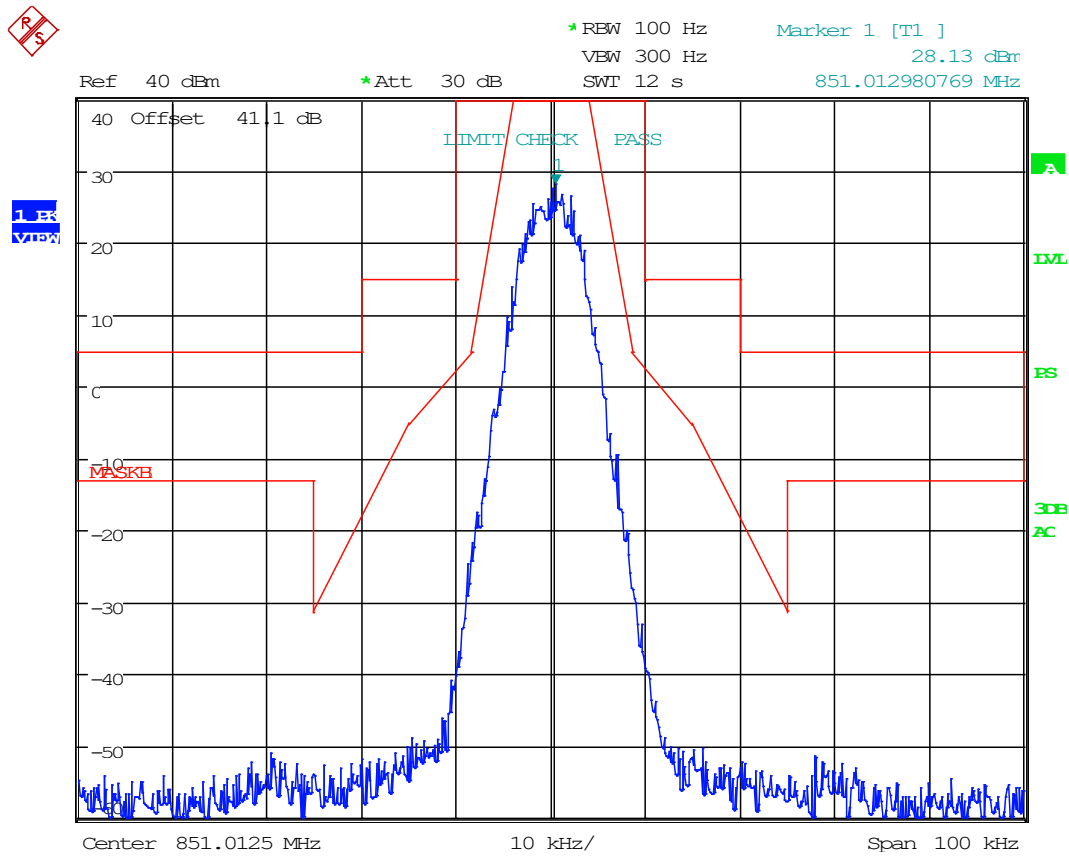
800 MHz Band, Downlink, C4FM, At AGC +3 dB



Date: 22.APR.2020 17:19:08

EMISSION MASK & IVO

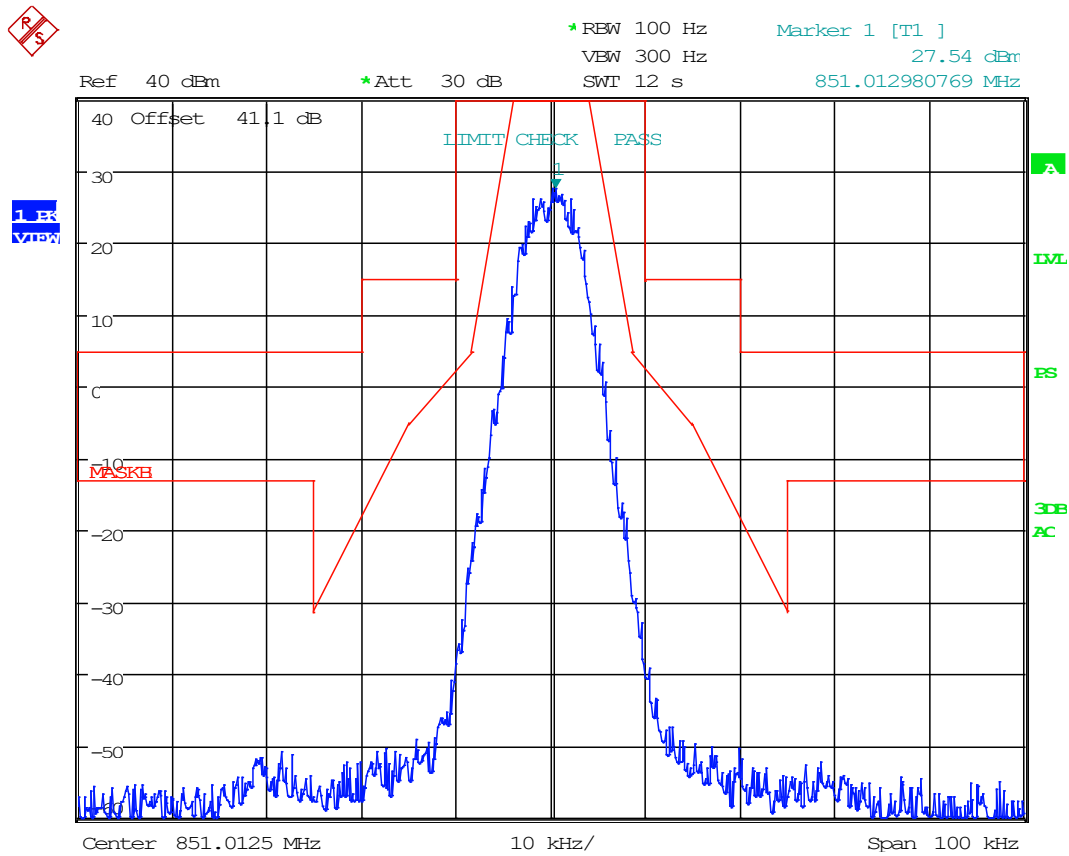
800 MHz Band, Downlink, H-CPM, AT AGC



Date: 22.APR.2020 17:20:21

EMISSION MASK & IVO

800 MHz Band, Downlink, H-CPM, AT AGC +3 DB

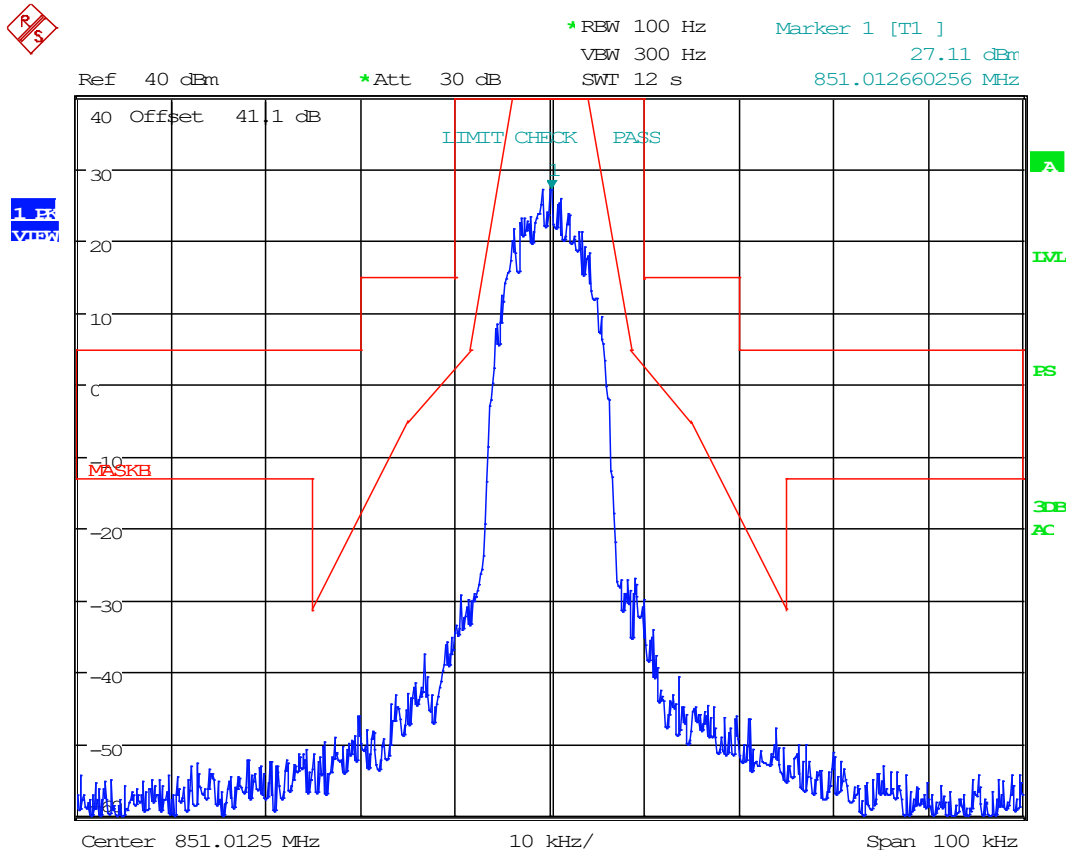


Date: 22.APR.2020 17:21:24



EMISSION MASK & IVO

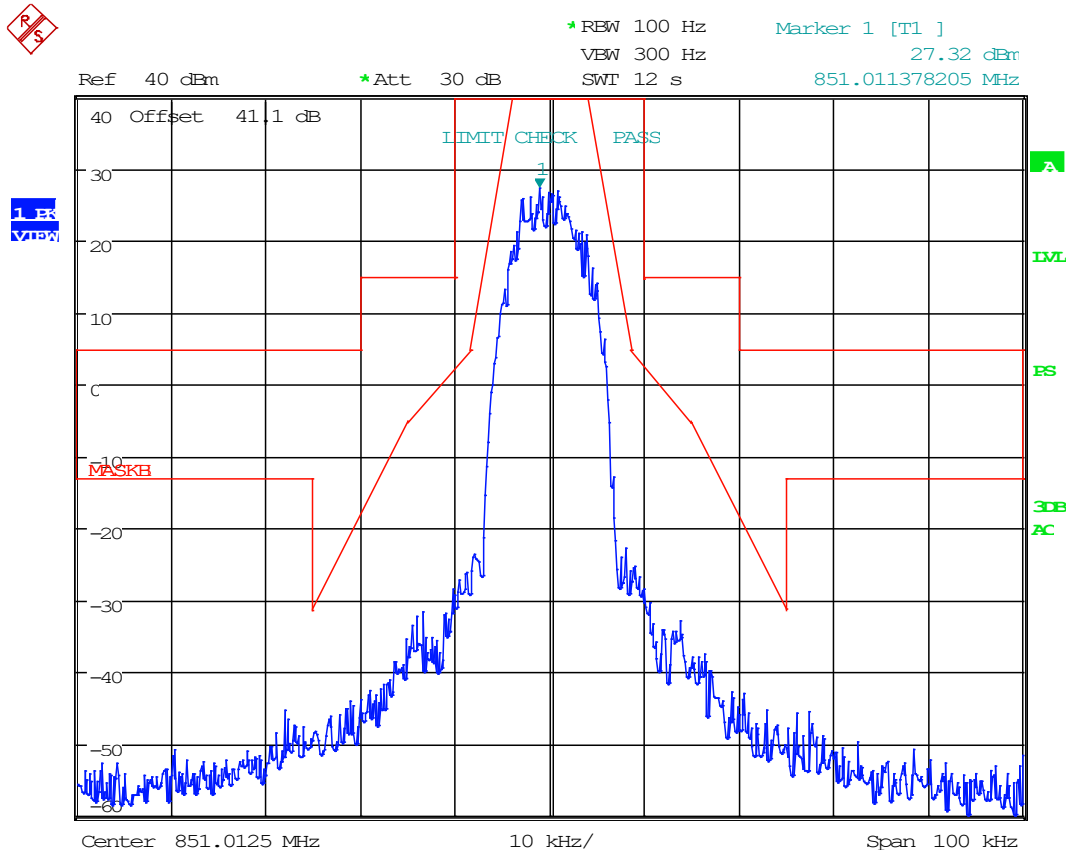
800 MHz Band, Downlink, H-DQPSK, AT AGC



Date: 22.APR.2020 17:22:03

EMISSION MASK & IVO

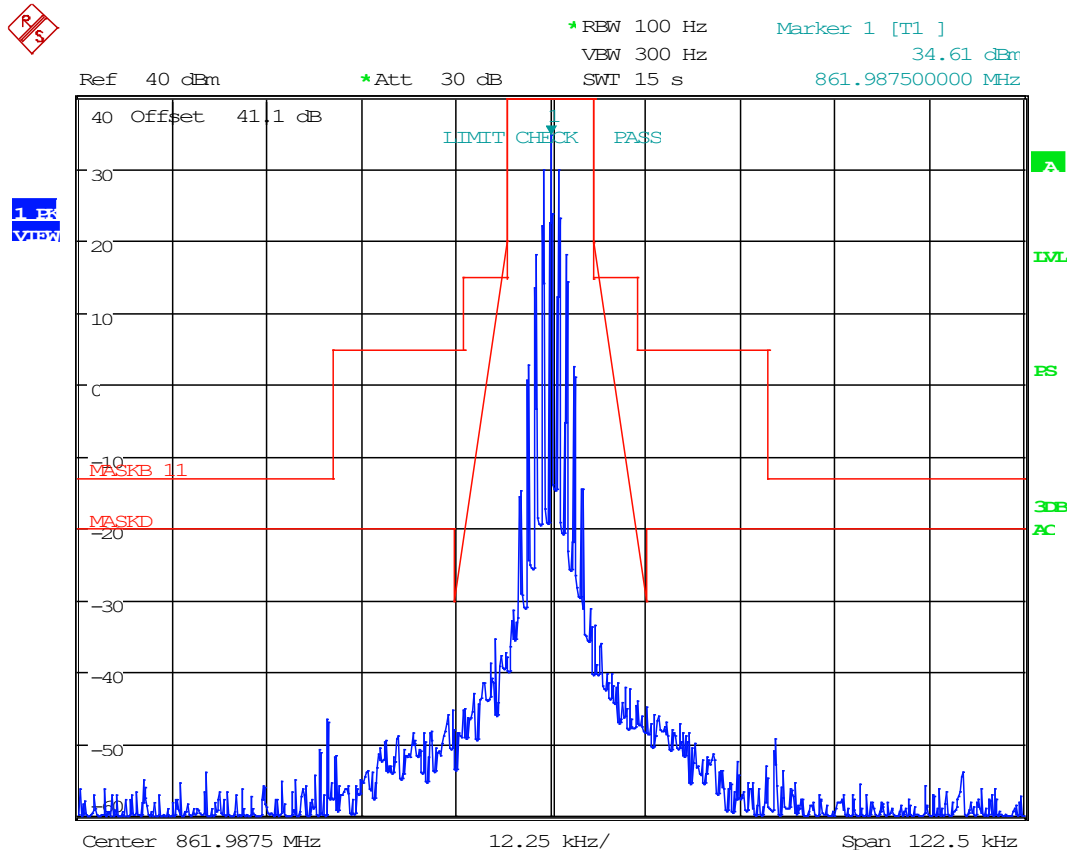
800 MHz Band, Downlink, H-DQPSK, AT AGC +3 DB



Date: 22.APR.2020 17:22:46

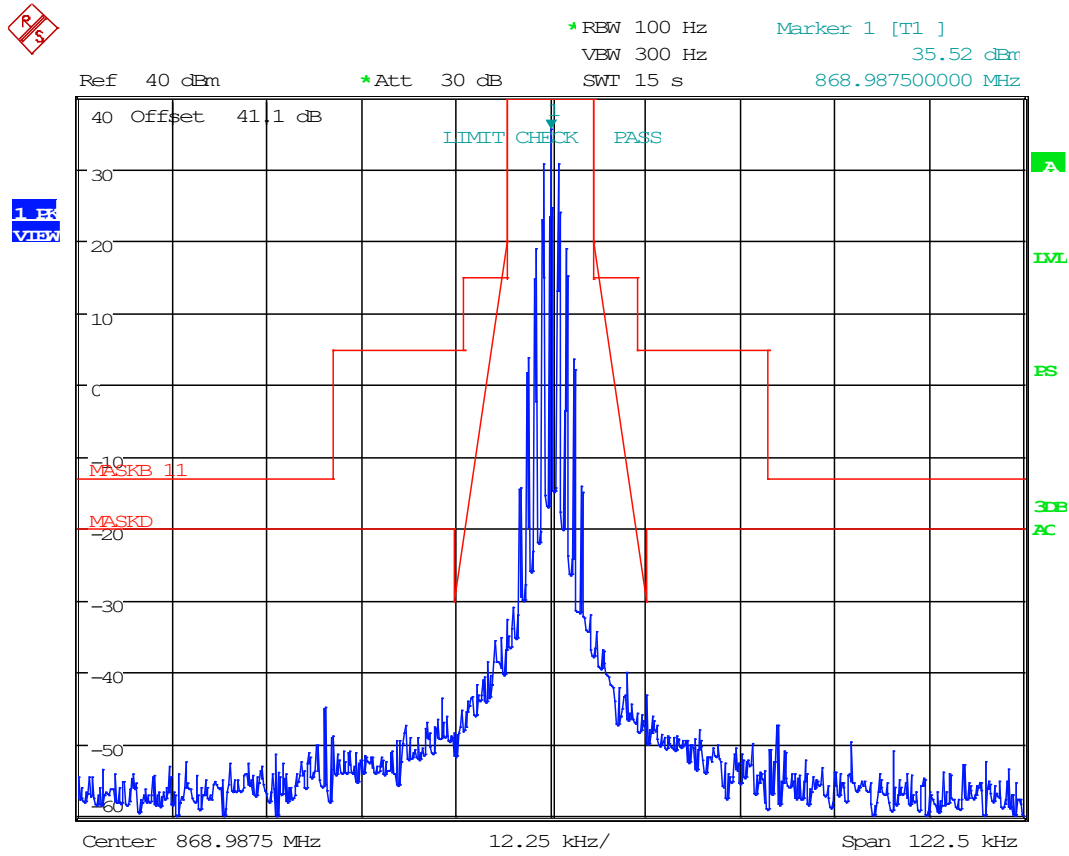
EMISSION MASK & IVO

800 MHz Band, Downlink, 6.25k FM, At AGC



Date: 22.APR.2020 16:36:27

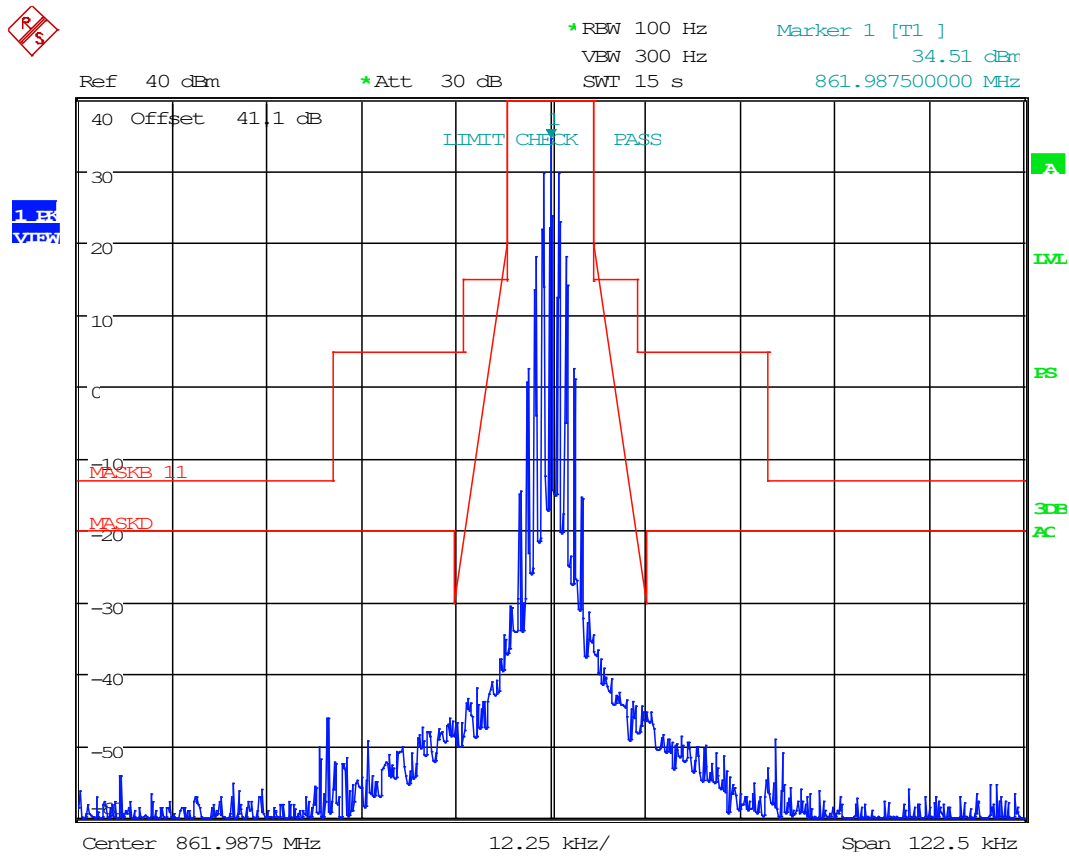
EMISSION MASK & IVO



Date: 22.APR.2020 16:46:27

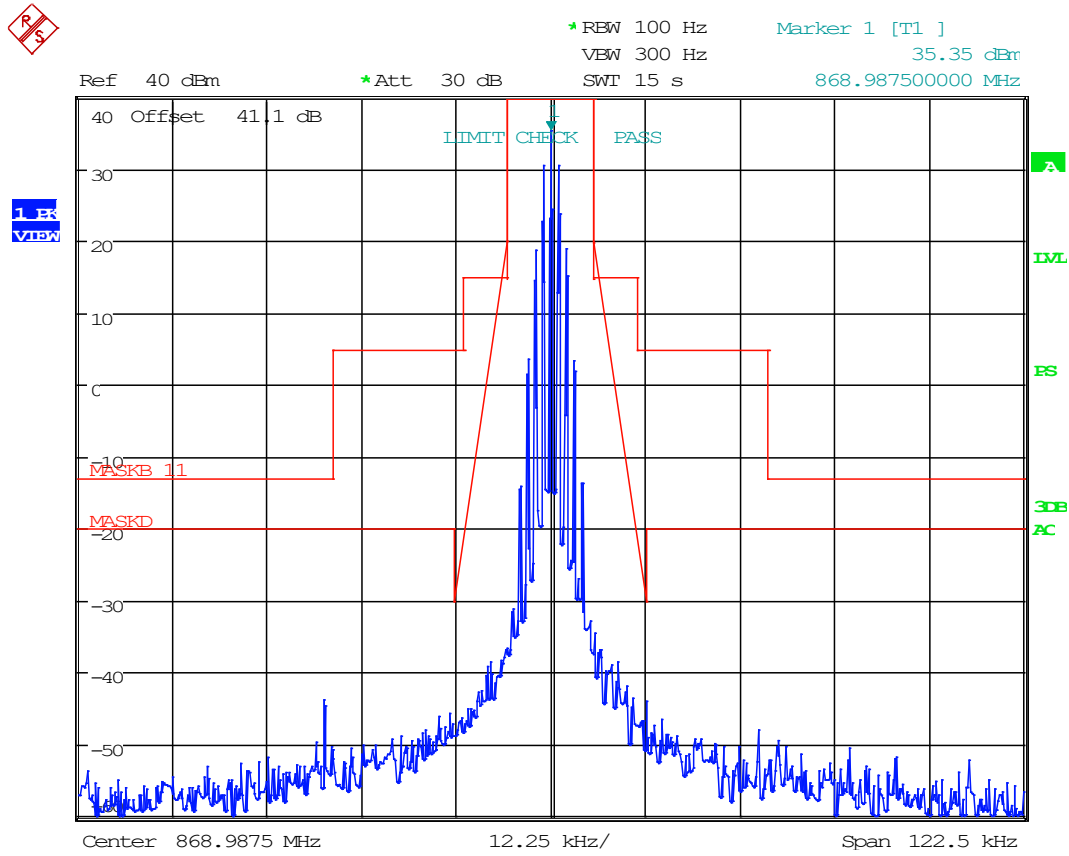
EMISSION MASK & IVO

800 MHz Band, Downlink, 6.25k FM, At AGC +3 dB



Date: 22.APR.2020 16:37:11

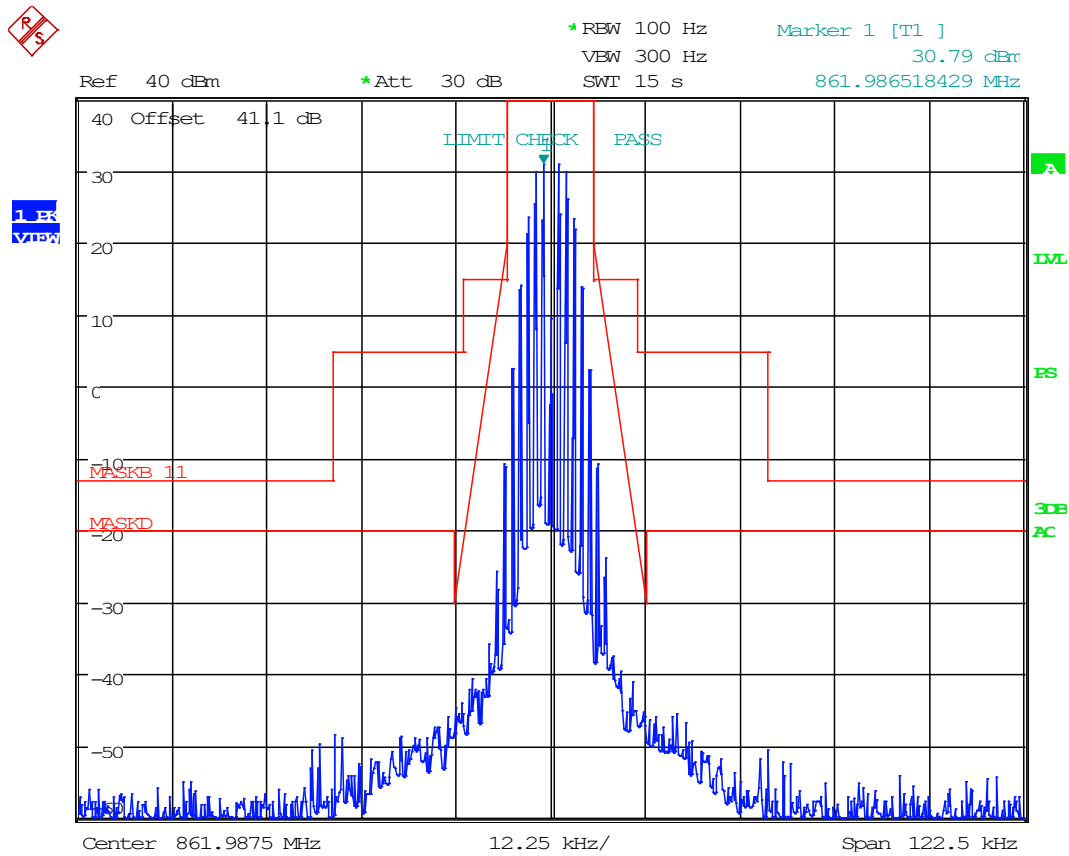
EMISSION MASK & IVO



Date: 22.APR.2020 16:47:12

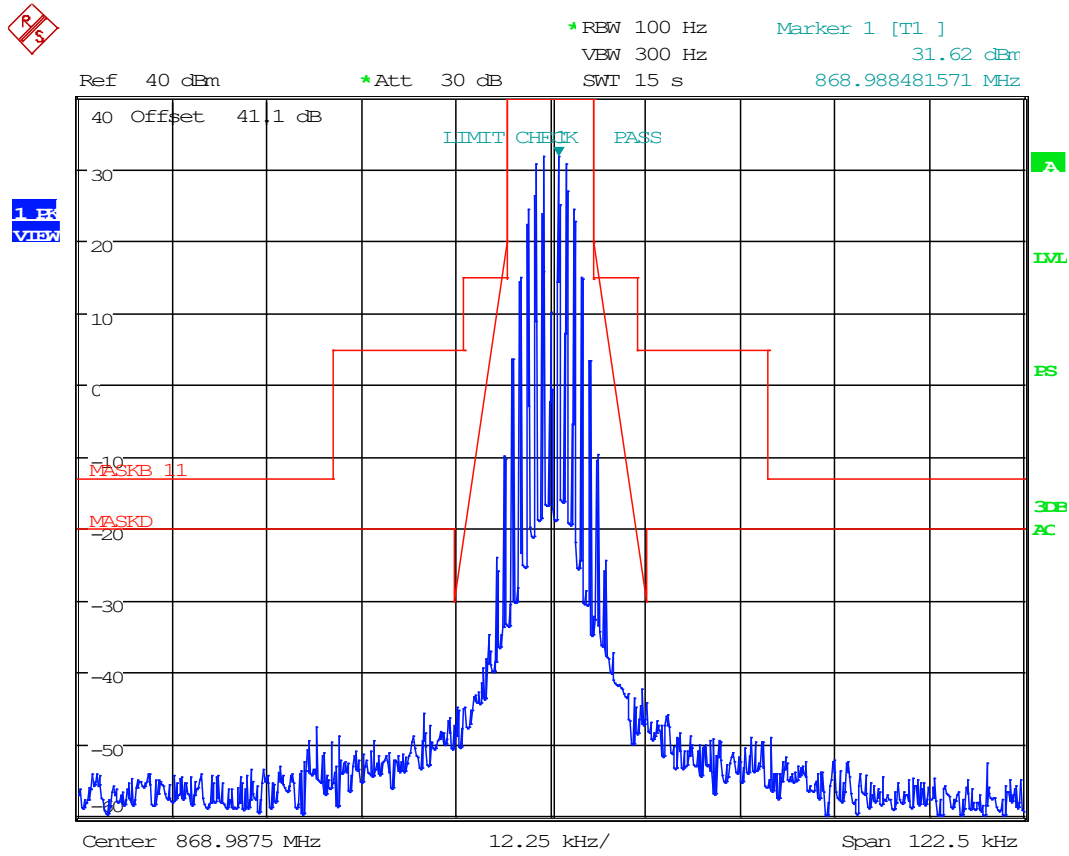
EMISSION MASK & IVO

800 MHz Band, Downlink, 12.5k FM, At AGC



Date: 22.APR.2020 16:37:56

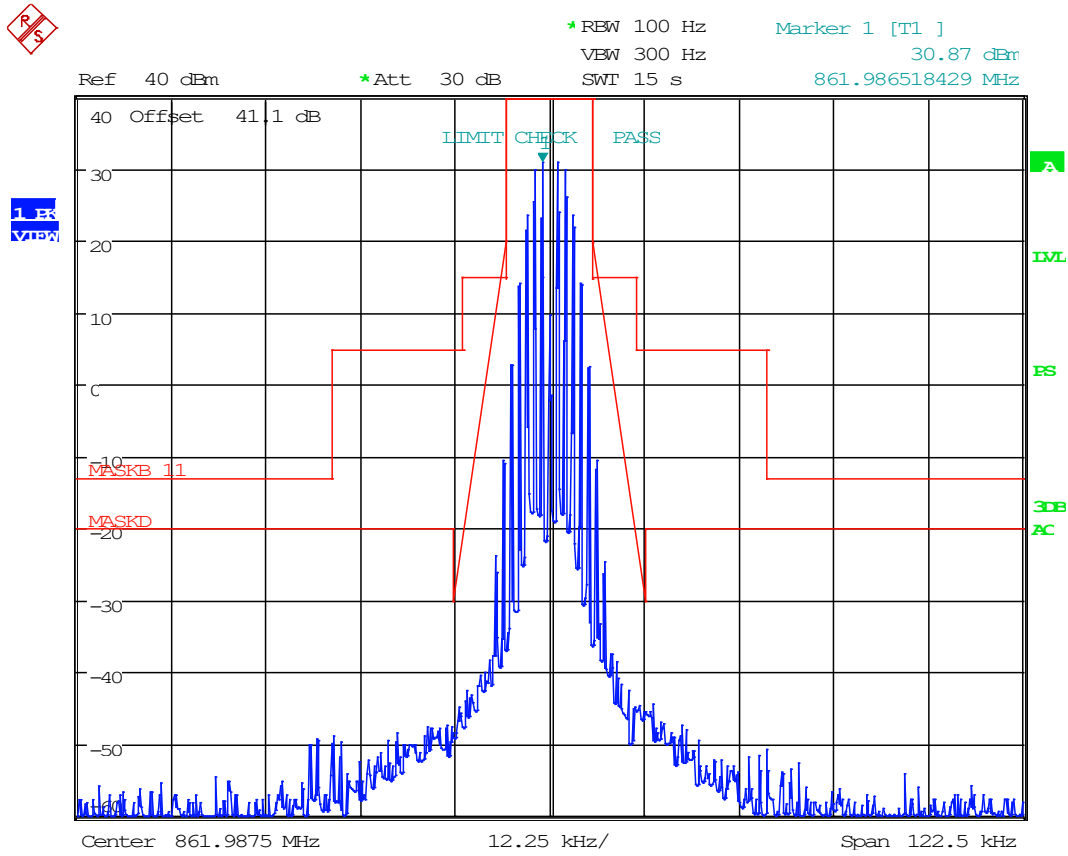
EMISSION MASK & IVO



Date: 22.APR.2020 16:48:35

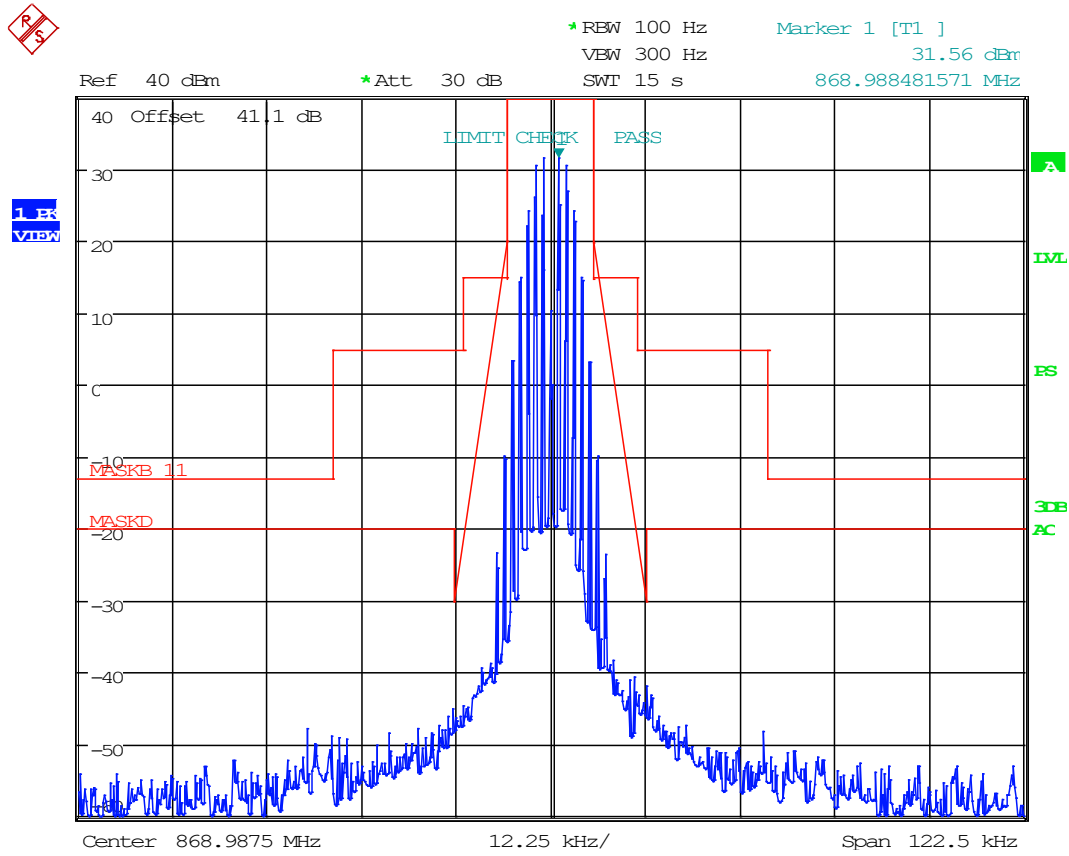
EMISSION MASK & IVO

800 MHz Band, Downlink, 12.5k FM, At AGC +3 dB



Date: 22.APR.2020 16:38:37

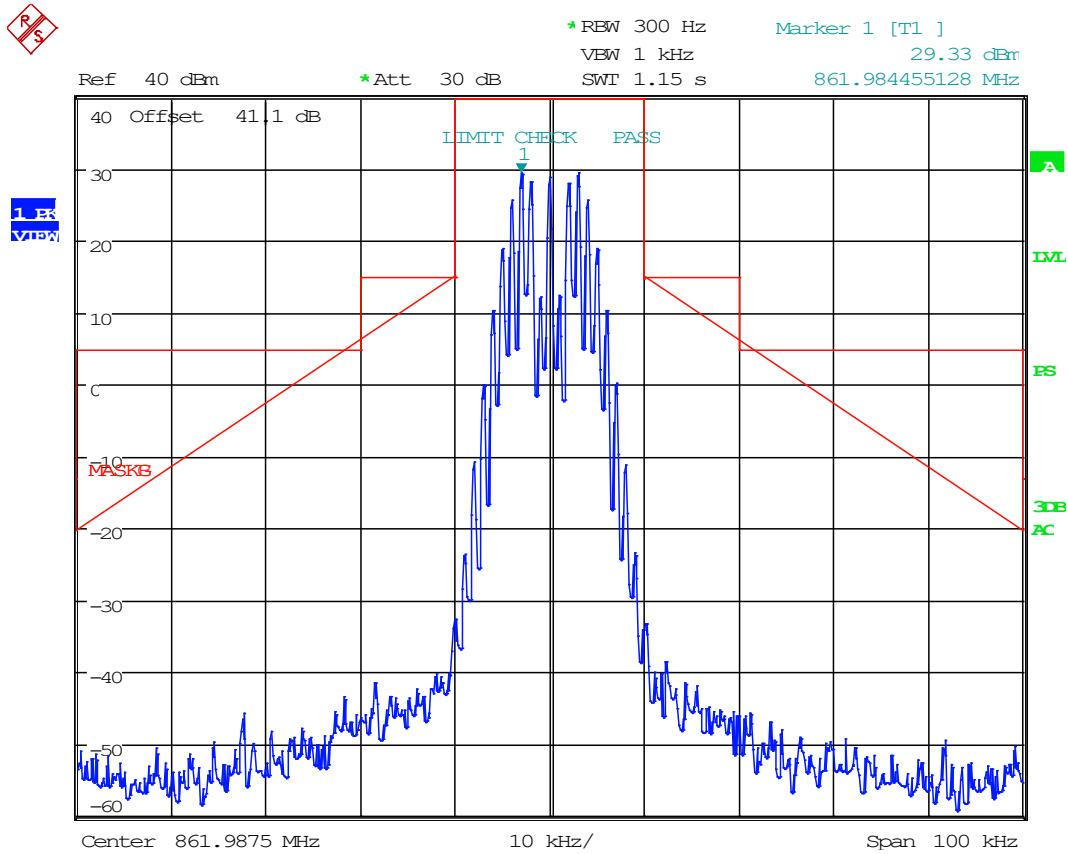
EMISSION MASK & IVO



Date: 22.APR.2020 16:49:14

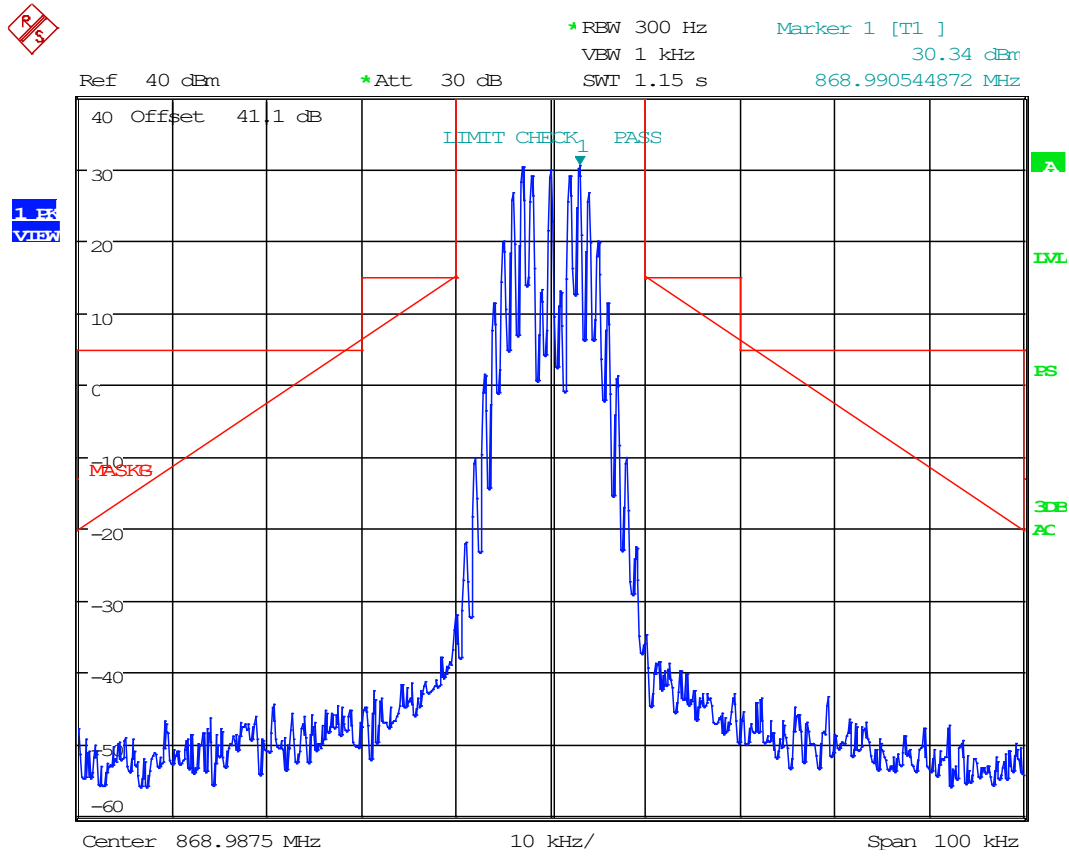
EMISSION MASK & IVO

800 MHz Band, Downlink, 16k FM, At AGC



Date: 22.APR.2020 17:07:25

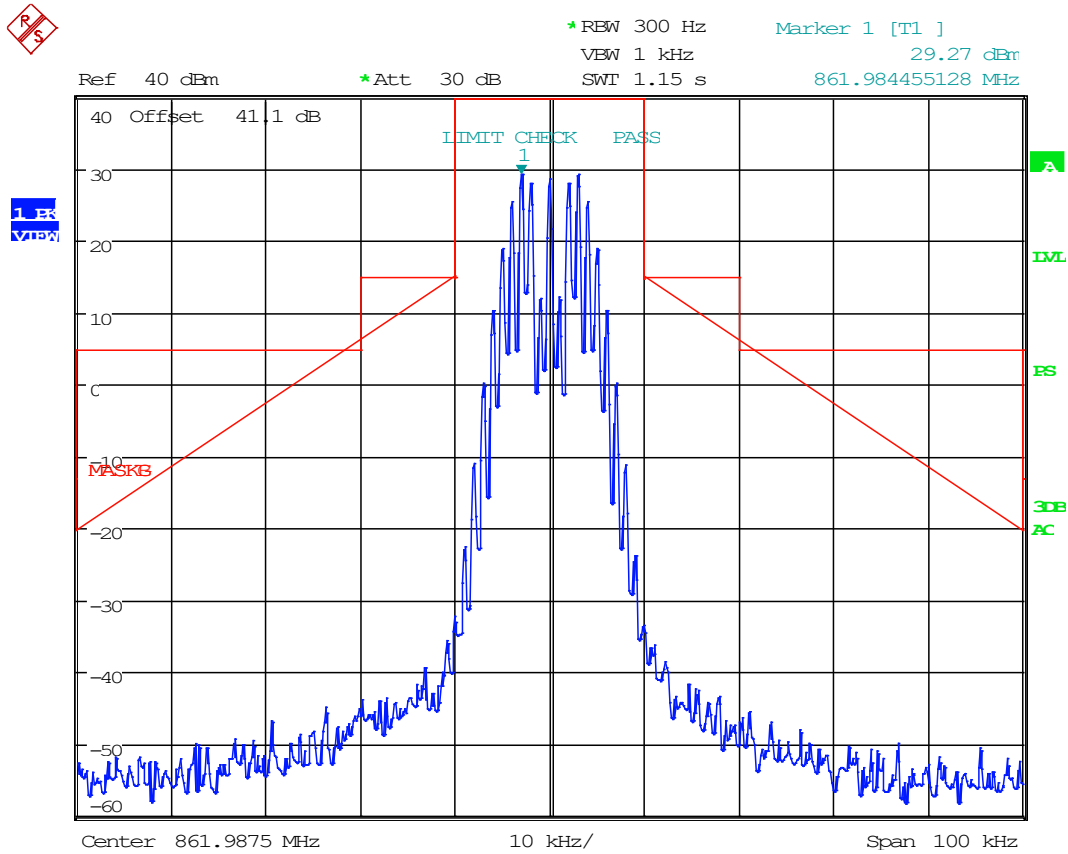
EMISSION MASK & IVO



Date: 22.APR.2020 17:05:37

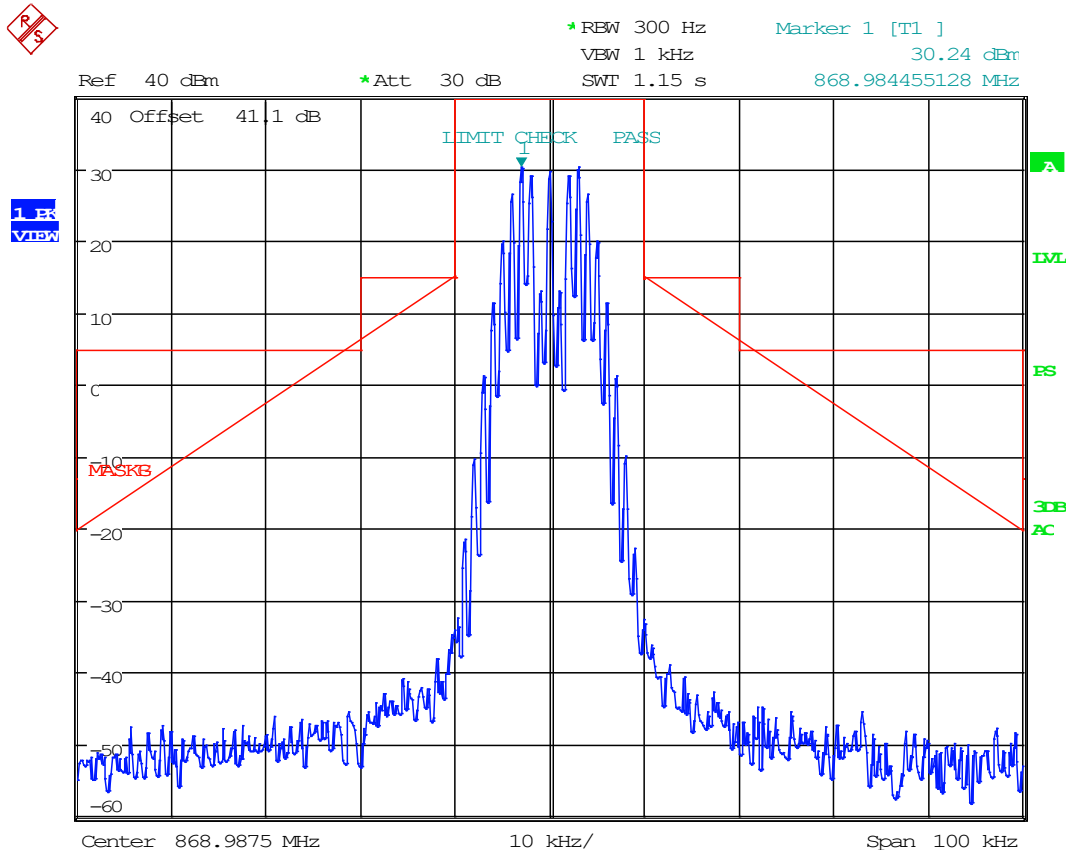
EMISSION MASK & IVO

800 MHz Band, Downlink, 16k FM, At AGC +3 dB



Date: 22.APR.2020 17:07:47

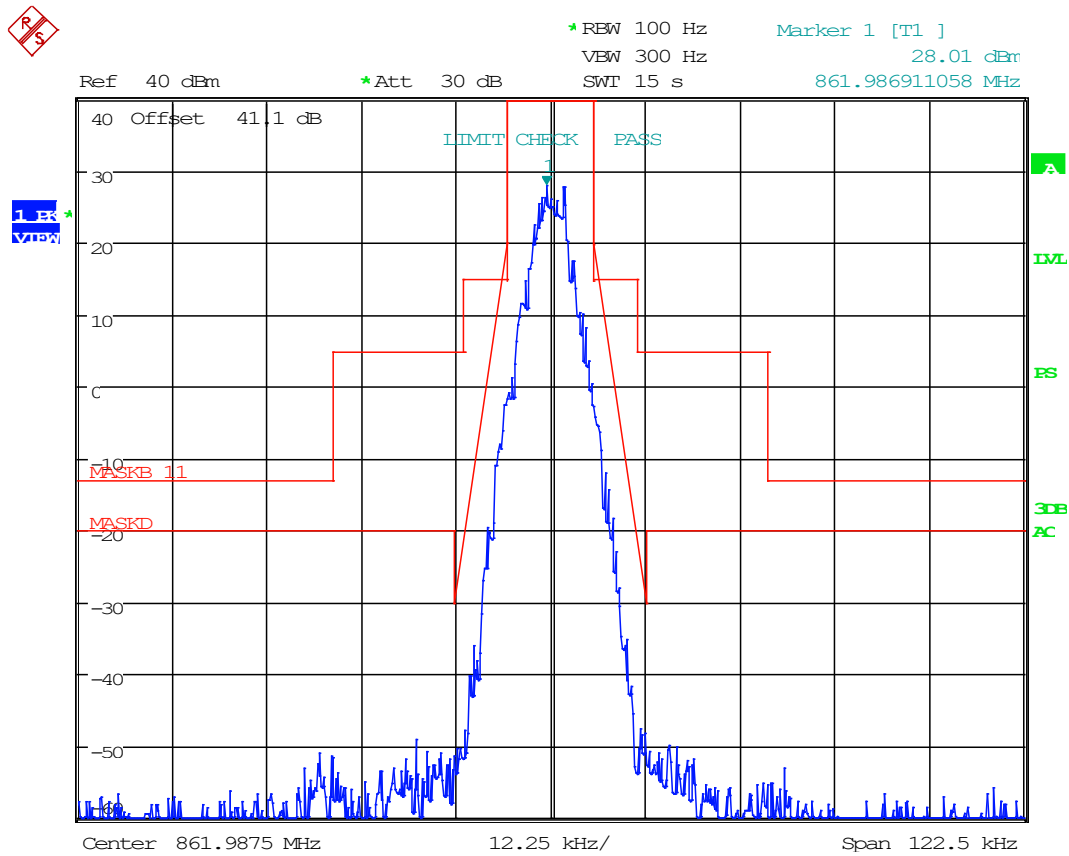
EMISSION MASK & IVO



Date: 22.APR.2020 17:06:08

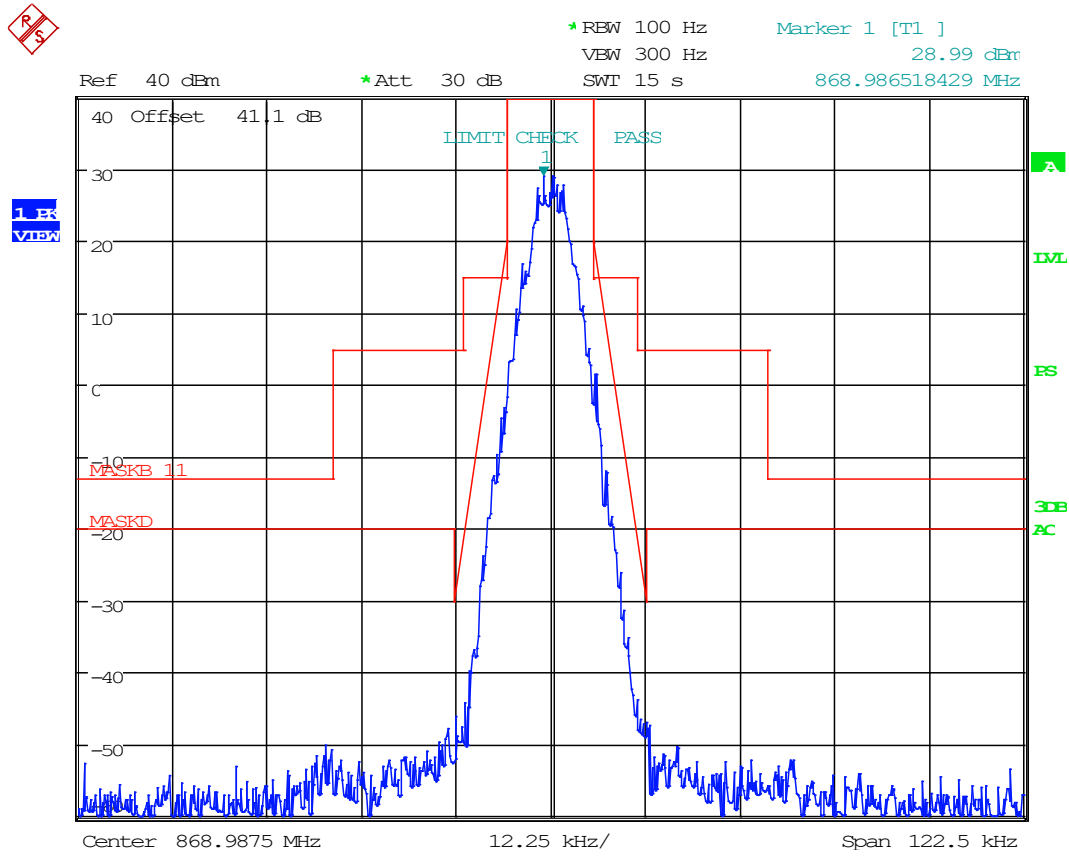
EMISSION MASK & IVO

800 MHz Band, Downlink, C4FM, At AGC



Date: 22.APR.2020 16:39:46

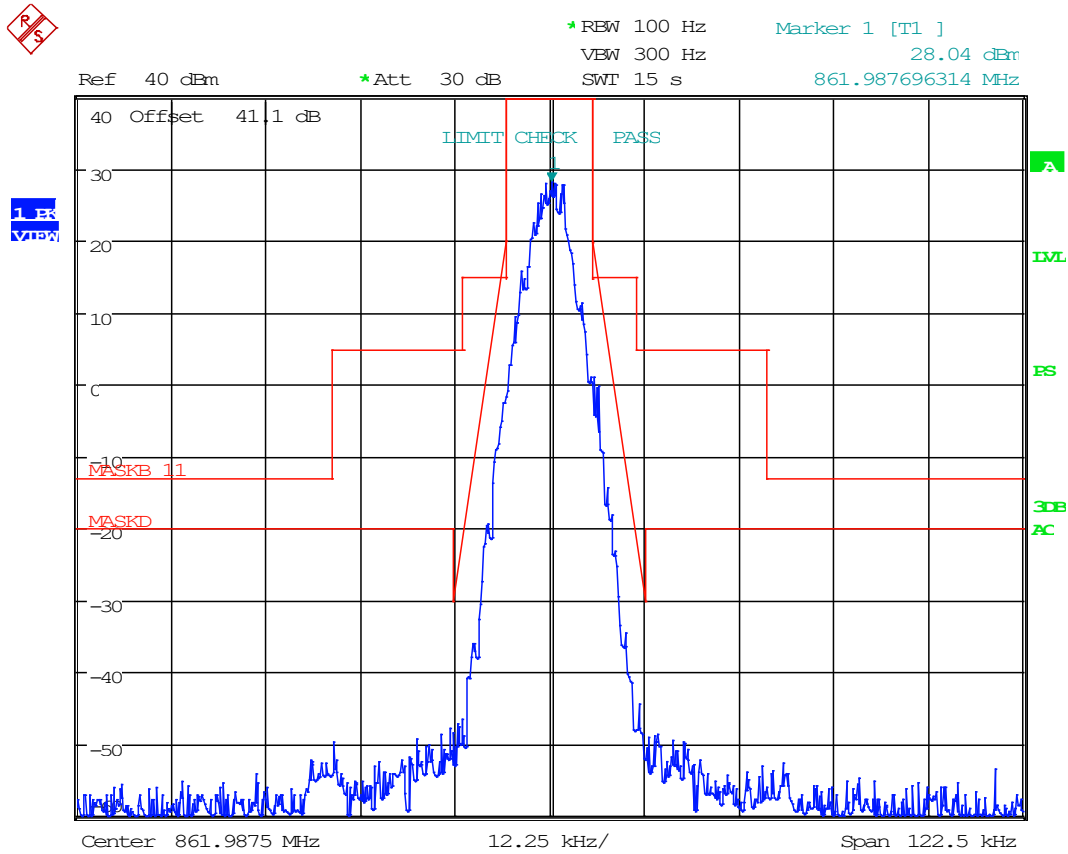
EMISSION MASK & IVO



Date: 22.APR.2020 16:50:15

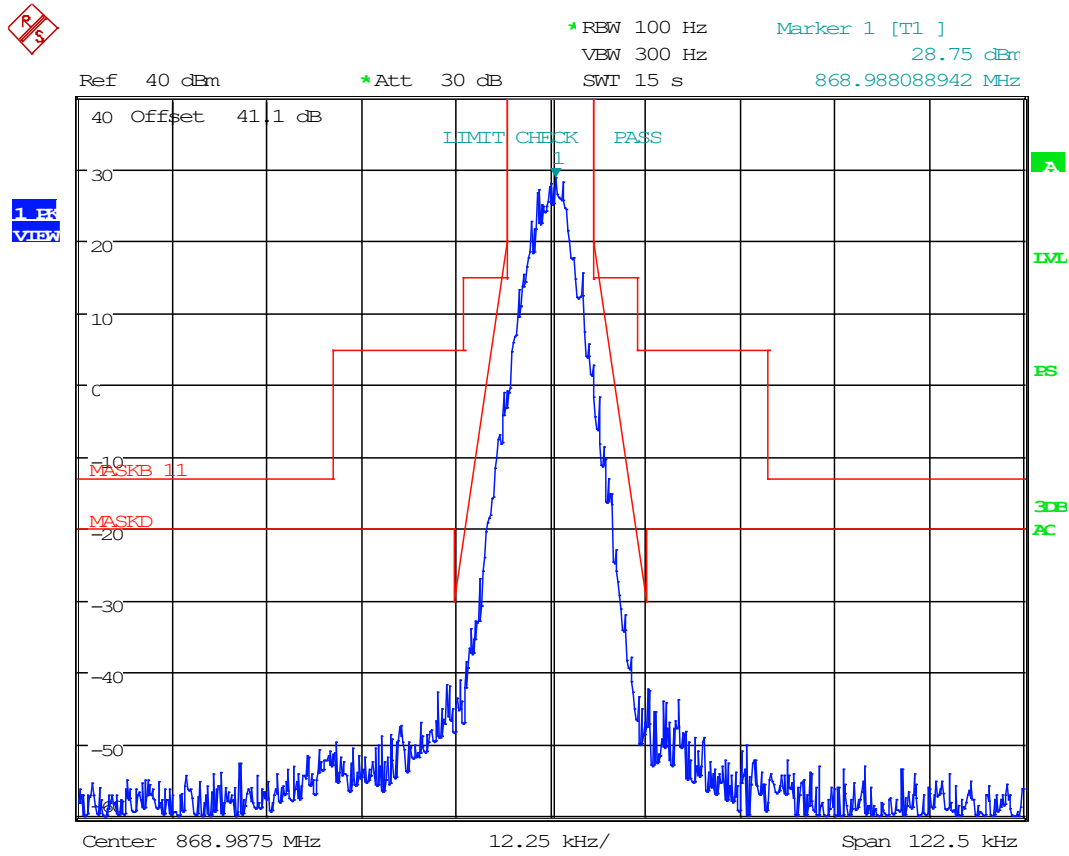
EMISSION MASK & IVO

800 MHz Band, Downlink, C4FM, At AGC +3 dB



Date: 22.APR.2020 16:40:44

EMISSION MASK & IVO

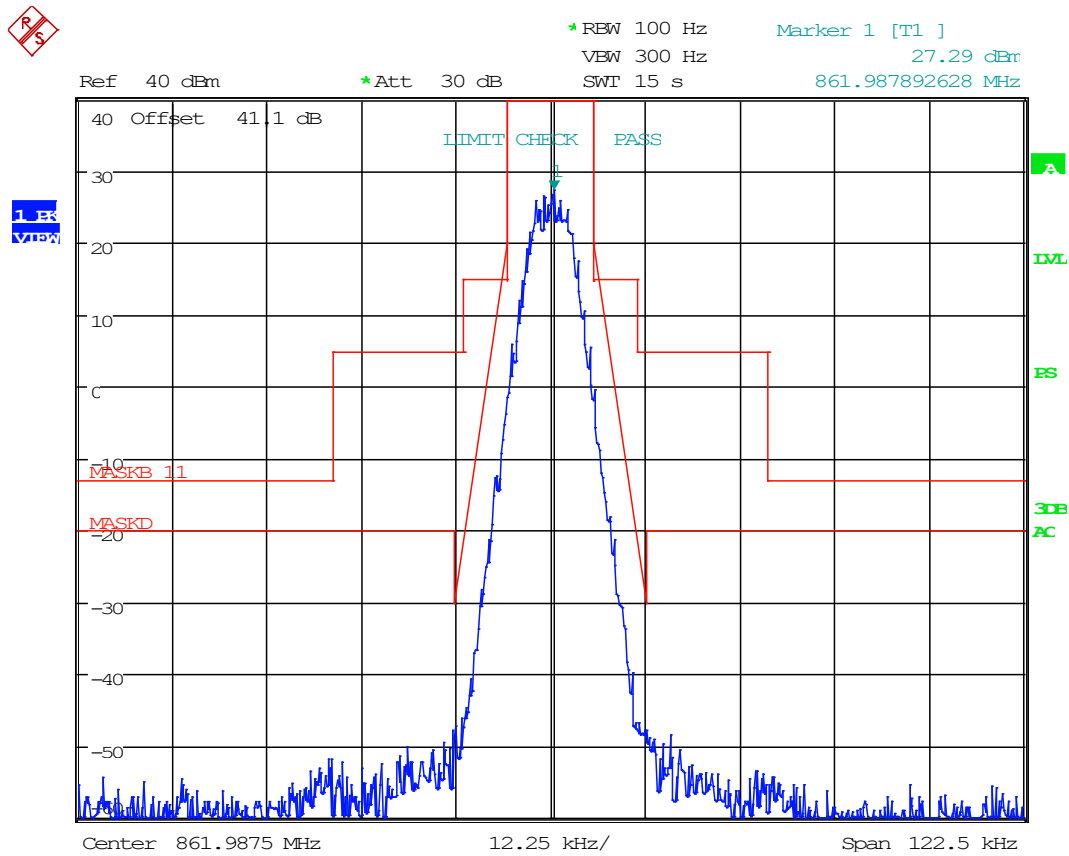


Date: 22.APR.2020 16:51:11



EMISSION MASK & IVO

800 MHz Band, Downlink, H-CPM, AT AGC

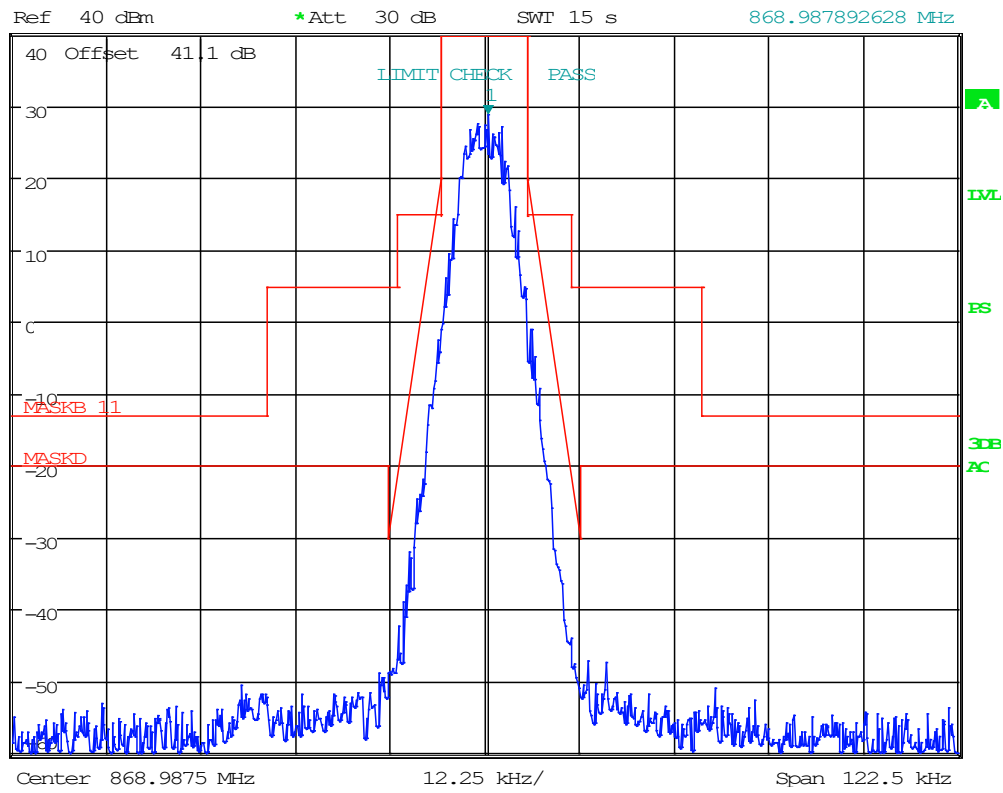


Date: 22.APR.2020 16:41:29

EMISSION MASK & IVO



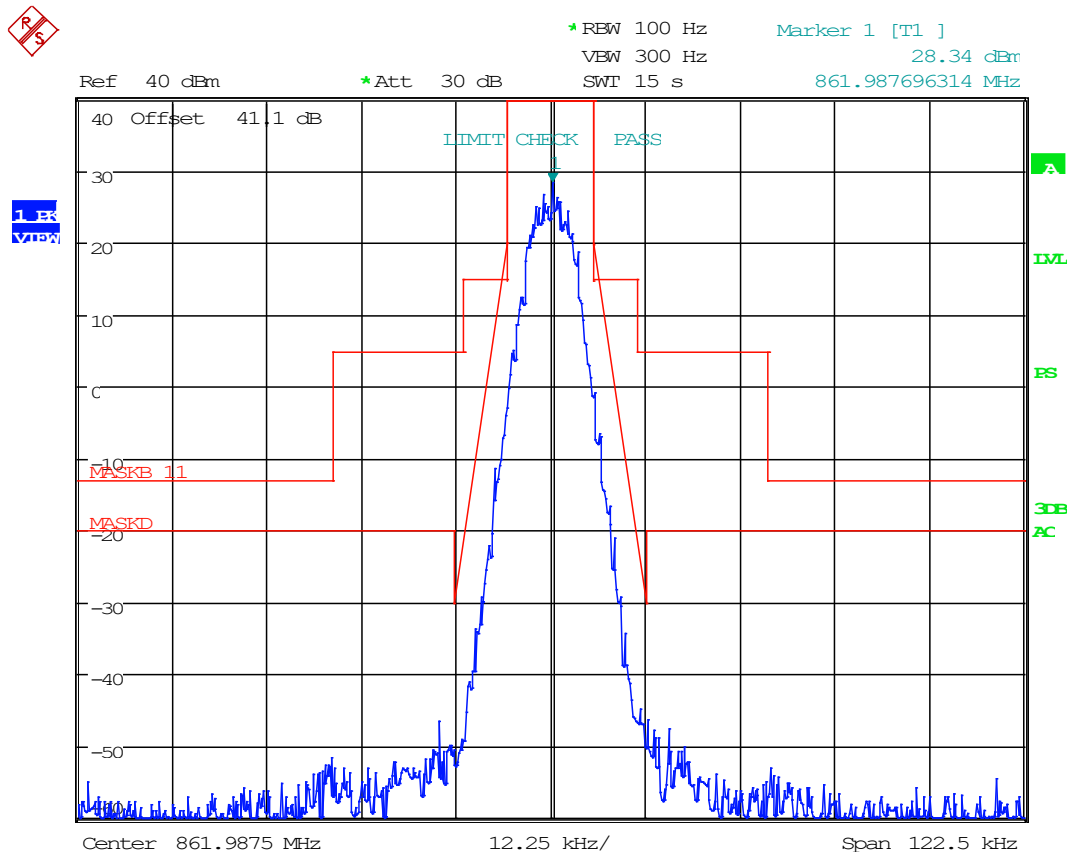
*REW 100 Hz Marker 1 [T1]
VEW 300 Hz 28.68 dBm
SWT 15 s 868.987892628 MHz



Date: 22.APR.2020 16:51:59

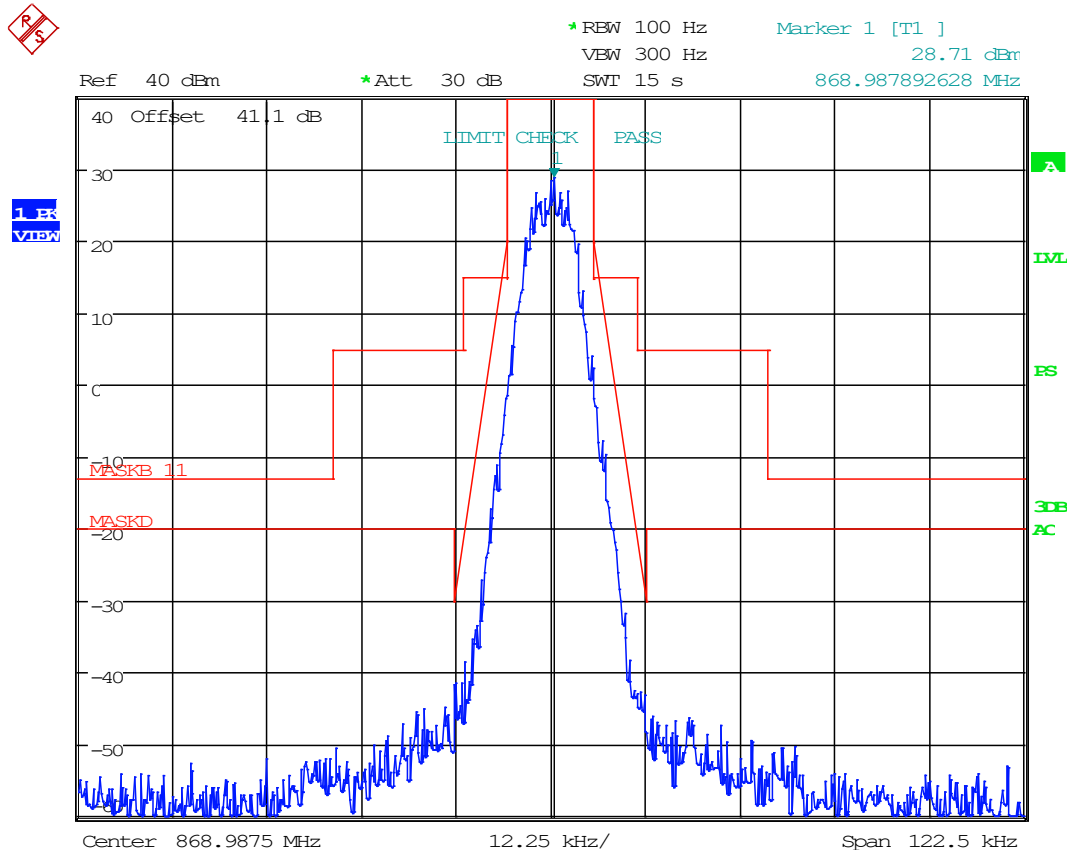
EMISSION MASK & IVO

800 MHz Band, Downlink, H-CPM, AT AGC +3 DB



Date: 22.APR.2020 16:42:11

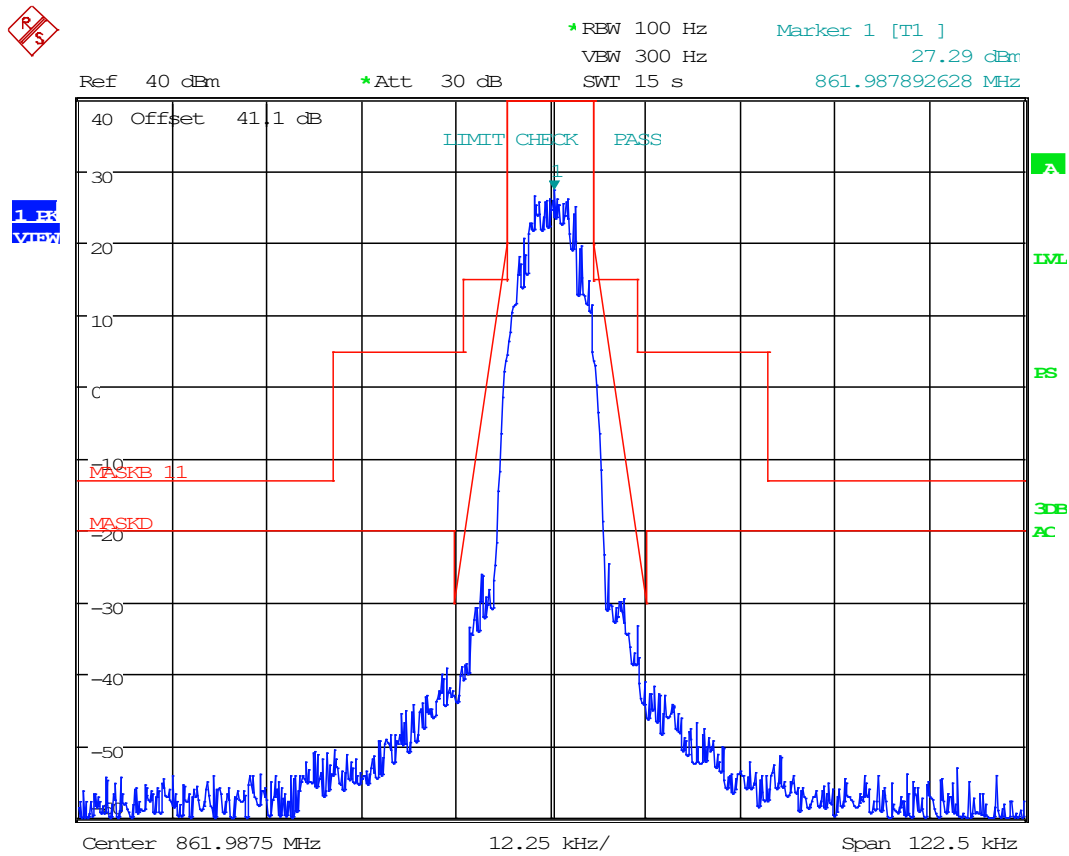
EMISSION MASK & IVO



Date: 22.APR.2020 16:52:43

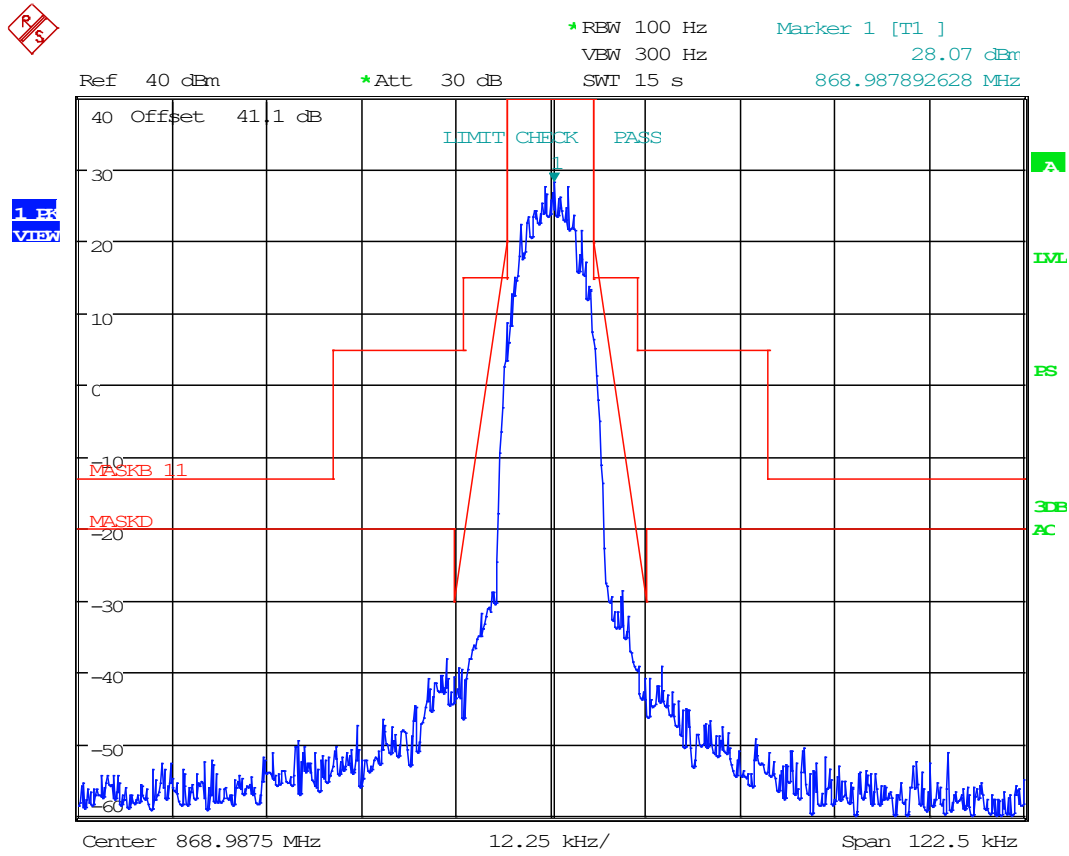
EMISSION MASK & IVO

800 MHz Band, Downlink, H-DQPSK, AT AGC



Date: 22.APR.2020 16:42:56

EMISSION MASK & IVO

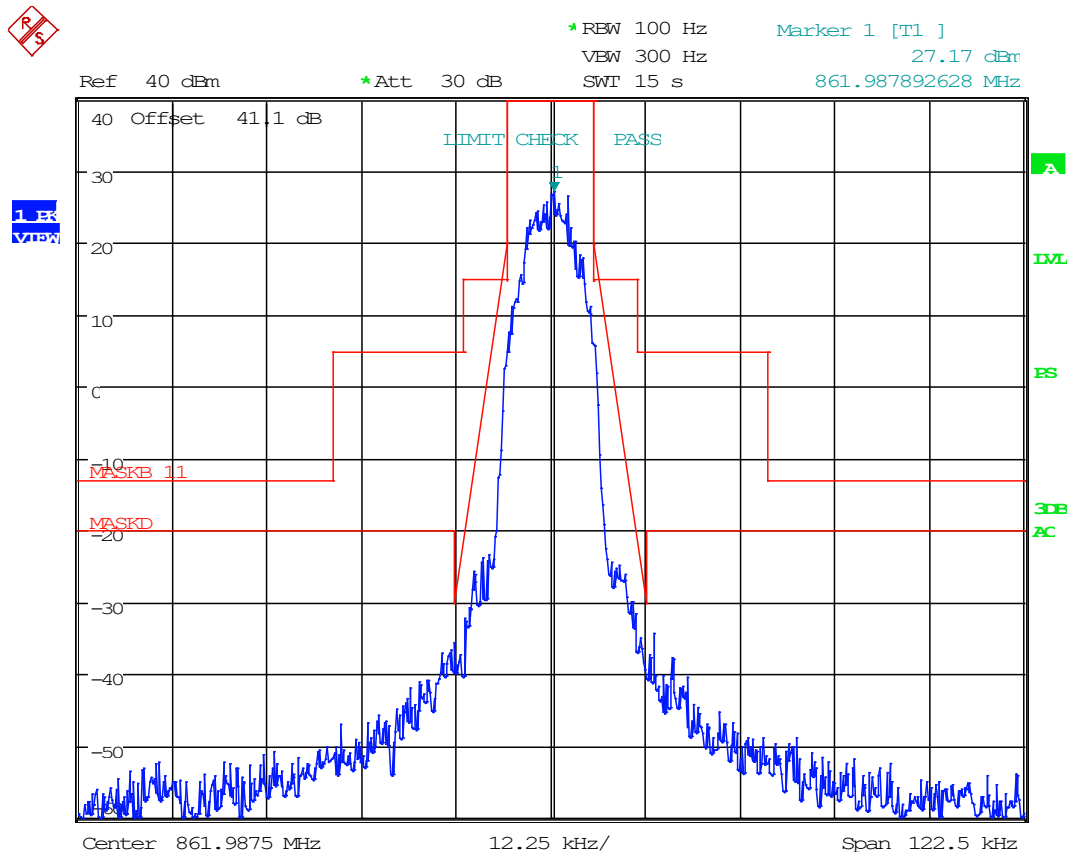


Date: 22.APR.2020 16:53:44



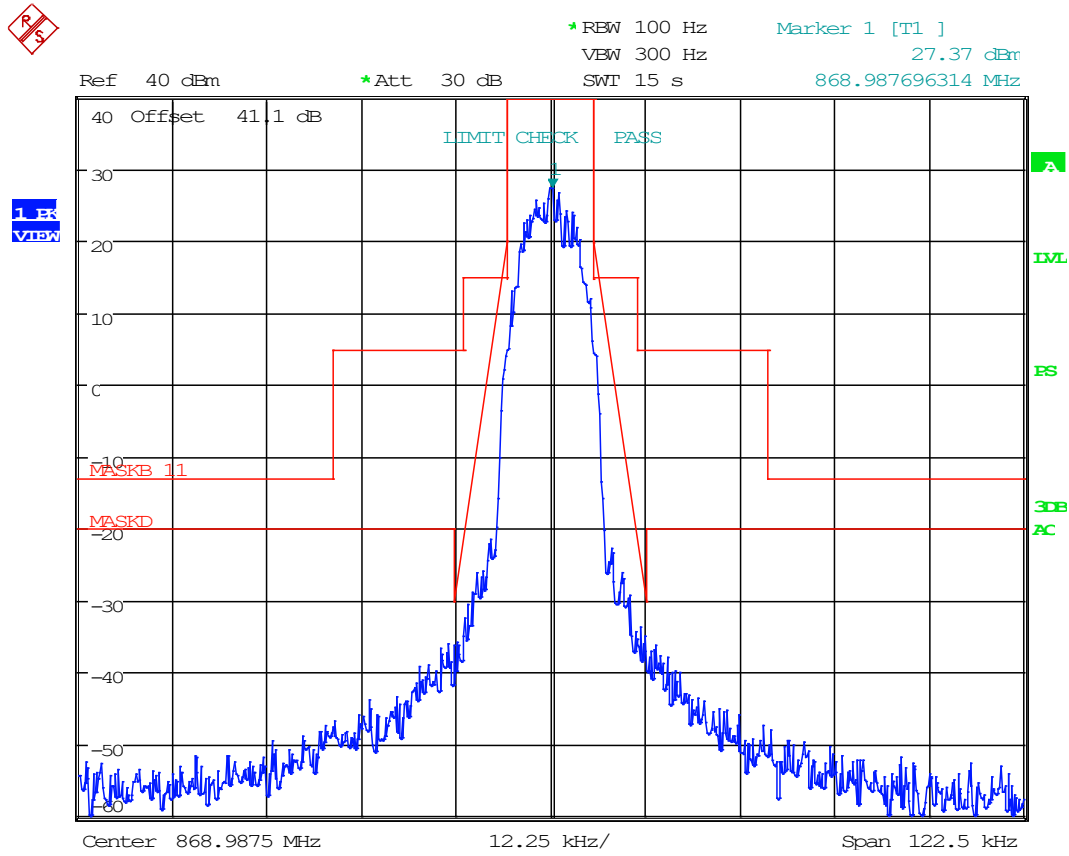
EMISSION MASK & IVO

800 MHz Band, Downlink, H-DQPSK, AT AGC +3 DB



Date: 22.APR.2020 16:43:40

EMISSION MASK & IVO



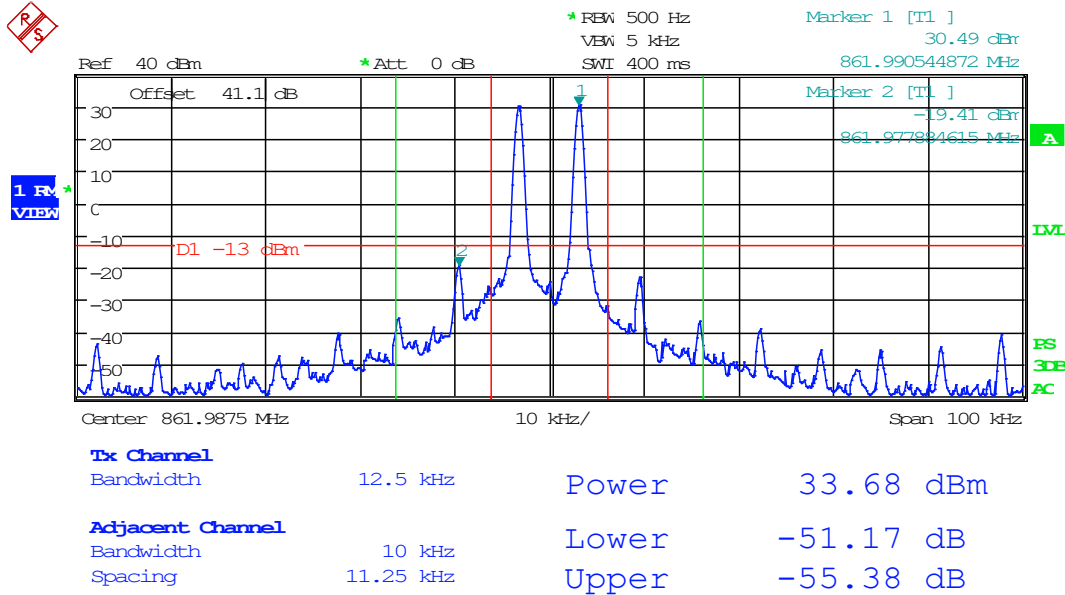
Date: 22.APR.2020 16:54:42

KDB 935210 4.7.2 INTERMODULATION

Test Engineer: FR
 Test Date: 4/22/2020

INTERMODULATION

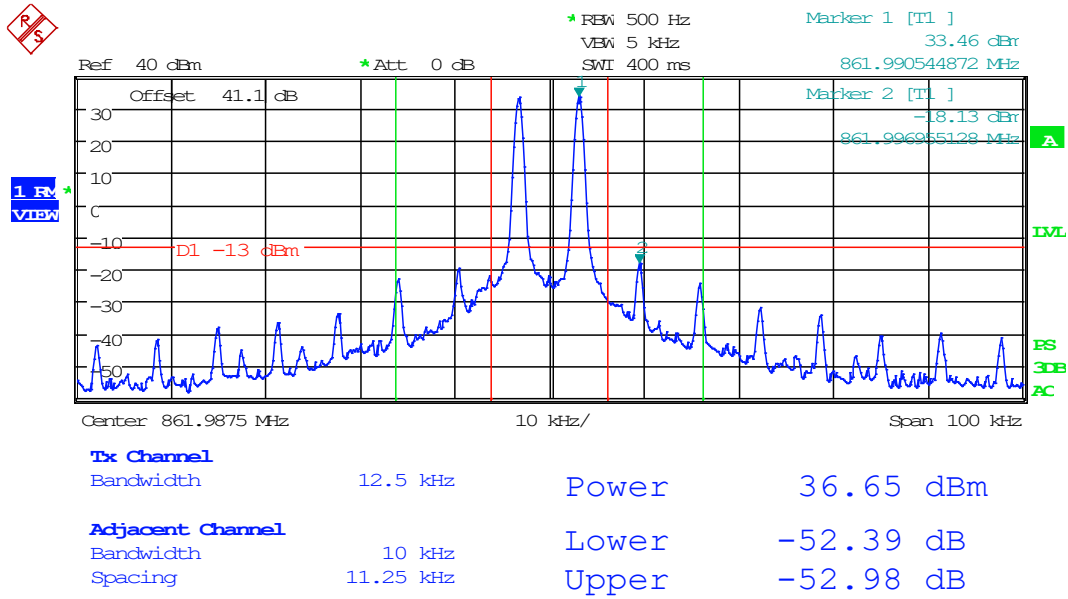
800 MHz Band, Downlink, 6.25k, At AGC



Date: 22.APR.2020 18:11:38

INTERMODULATION

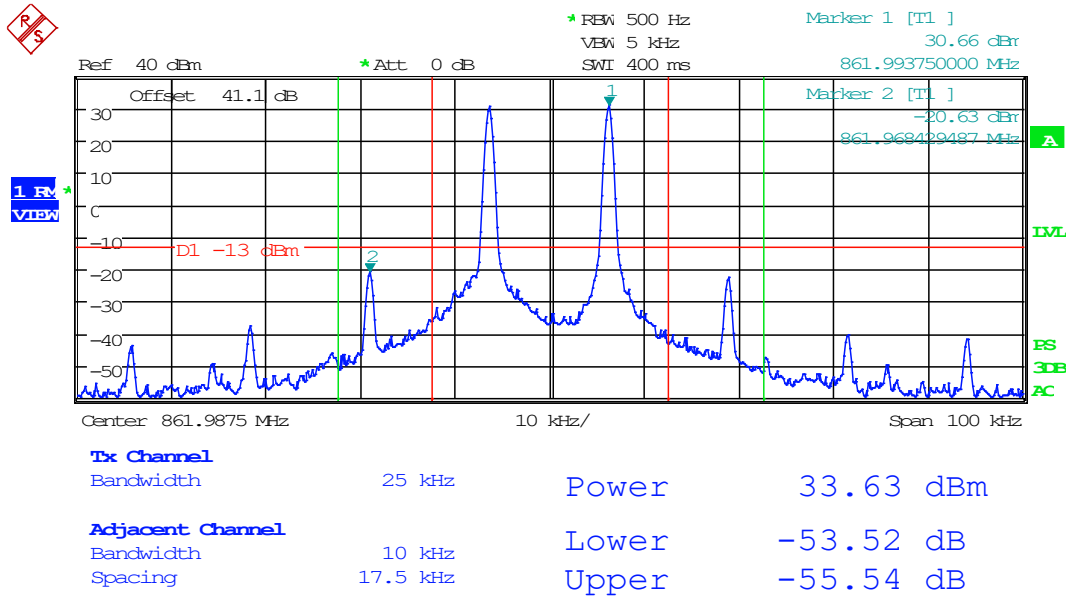
800 MHz Band, Downlink, 6.25k, At AGC +3 dB



Date: 22.APR.2020 18:12:12

INTERMODULATION

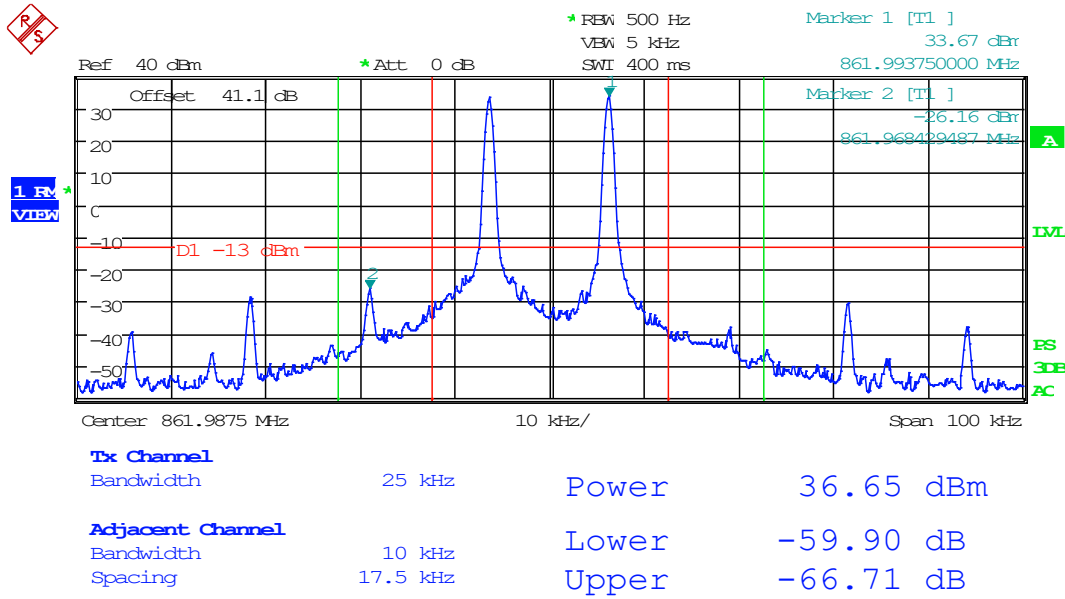
800 MHz Band, Downlink, 12.5k, At AGC



Date: 22.APR.2020 18:08:48

INTERMODULATION

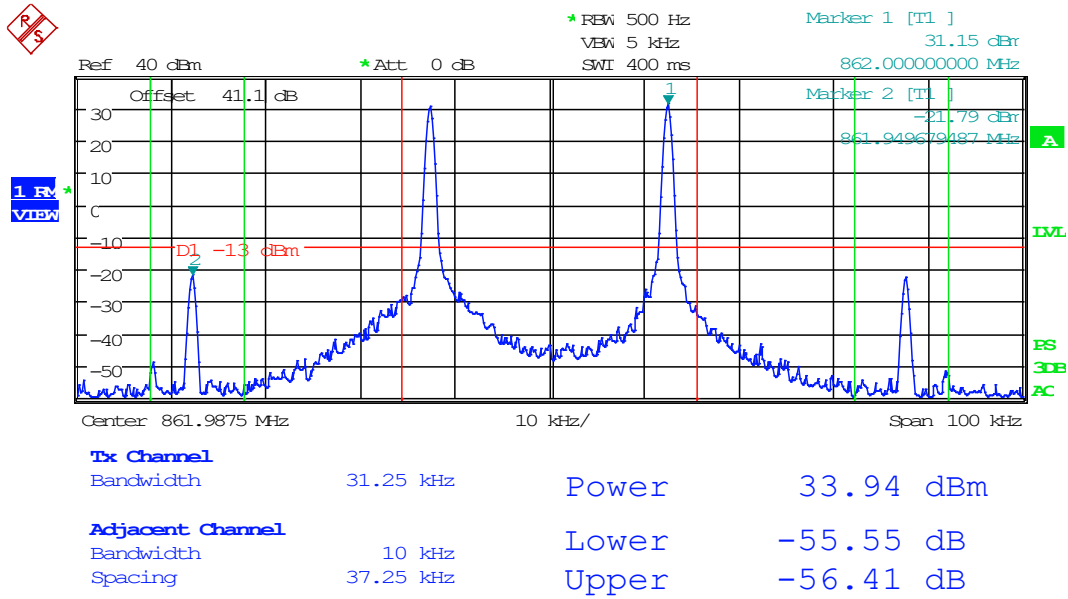
800 MHz Band, Downlink, 12.5k, At AGC +3 dB



Date: 22.APR.2020 18:09:37

INTERMODULATION

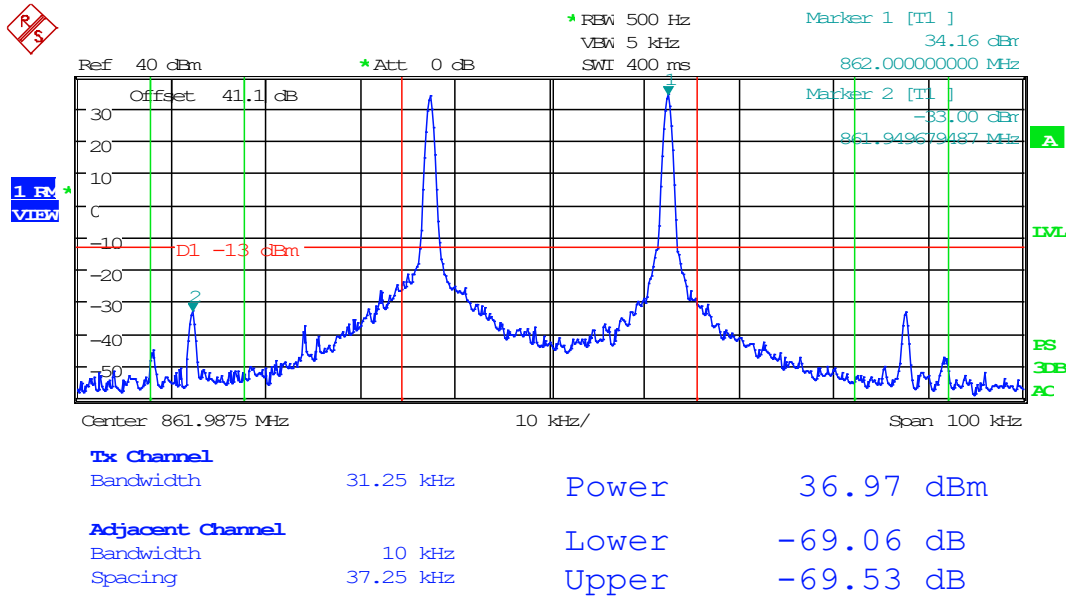
800 MHz Band, Downlink, 25K, At AGC



Date: 22.APR.2020 18:15:19

INTERMODULATION

800 MHz Band, Downlink, 25K, At AGC +3 dB



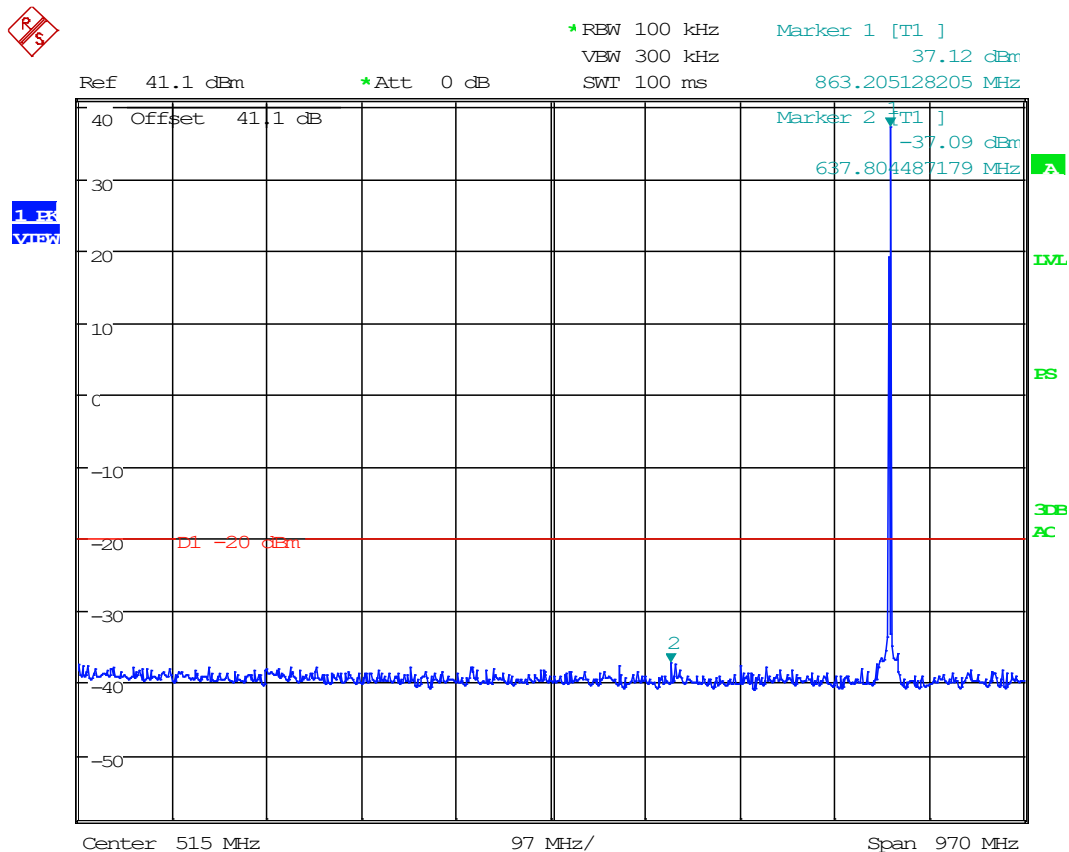
Date: 22.APR.2020 18:15:50

2.1051 CONDUCTED SPURIOUS EMISSIONS

KDB 935210 4.7.3 CONDUCTED SPURIOUS EMISSIONS

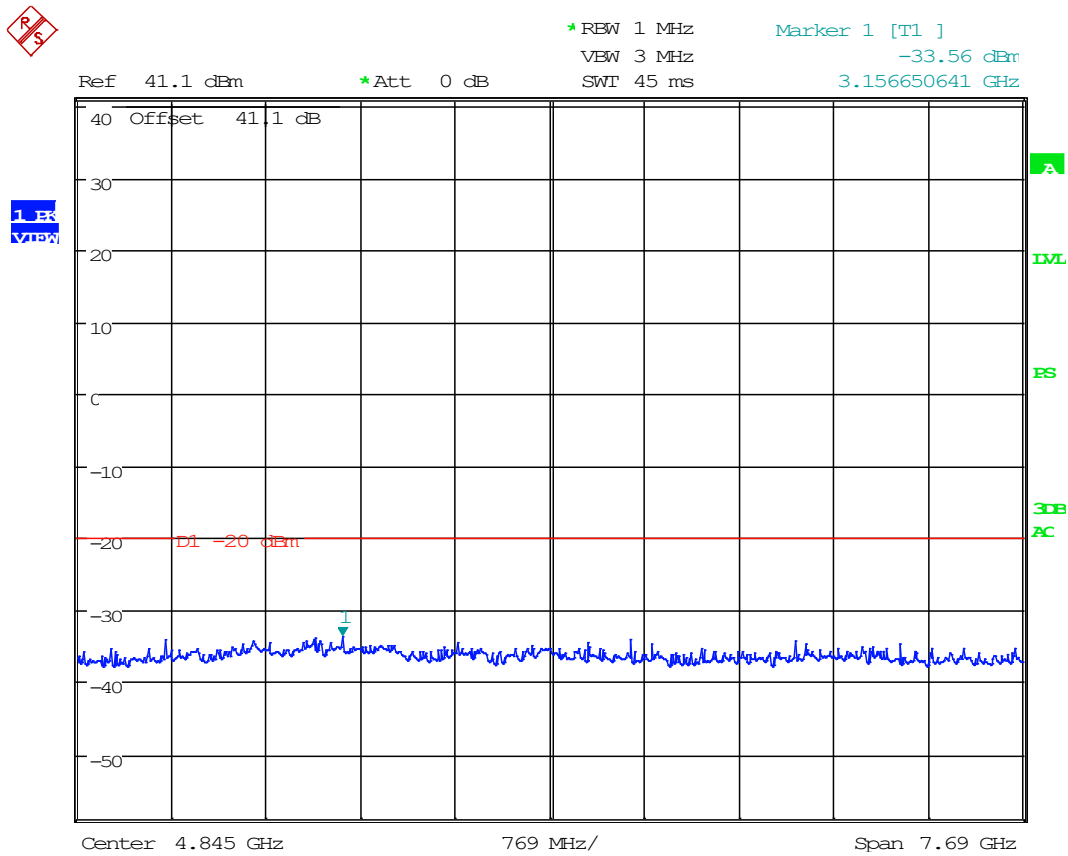
Test Engineer: FR
 Test Date: 4/22/2020

Downlink, Below 1 GHz, Class A



Date: 22.APR.2020 18:20:09

Conducted Spurious Emissions Downlink, Above 1 GHz, Class A



Date: 22.APR.2020 18:24:37

2.1053 FIELD STRENGTH OF SPURIOUS EMISSIONS**KDB 935210 4.9 FIELD STRENGTH OF SPURIOUS EMISSIONS**

Test Engineer: FR
 Test Date: 4/24/2020

851.0125 MHz, Downlink

| Tuned Frequency (MHz) | Emission Frequency (MHz) | Detector | Meter Reading (dBm) | Antenna Polarity | Coax Loss (dB) | Antenna Correction Factor (dB/m) | Distance (m) | Field Strength (dBμV/m) | ERP (dBm) | Spurious Limit (dBm) | Margin (dBm) |
|-----------------------|--------------------------|----------|---------------------|------------------|----------------|----------------------------------|--------------|-------------------------|-----------|----------------------|--------------|
| 851.01 | 37.36 | PK | 27.88 | H | 0.68 | 13.40 | 3.00 | 41.96 | -55.42 | -20.00 | 35.42 |
| 851.01 | 185.29 | PK | 27.65 | H | 1.58 | 13.40 | 3.00 | 42.63 | -54.75 | -20.00 | 34.75 |
| 851.01 | 38.17 | PK | 38.72 | V | 0.69 | 13.38 | 3.00 | 52.79 | -44.59 | -20.00 | 24.59 |
| 851.01 | 176.30 | PK | 23.77 | V | 1.55 | 14.37 | 3.00 | 39.69 | -57.69 | -20.00 | 37.69 |
| 851.01 | 225.64 | PK | 24.48 | H | 1.72 | 10.30 | 3.00 | 36.50 | -60.87 | -20.00 | 40.87 |
| 851.01 | 479.49 | PK | 26.00 | H | 2.59 | 16.91 | 3.00 | 45.50 | -51.88 | -20.00 | 31.88 |
| 851.01 | 639.74 | PK | 28.52 | H | 2.96 | 19.48 | 3.00 | 50.96 | -46.41 | -20.00 | 26.41 |
| 851.01 | 960.26 | PK | 22.84 | H | 3.64 | 23.19 | 3.00 | 49.67 | -47.71 | -20.00 | 27.71 |
| 851.01 | 205.13 | PK | 28.98 | V | 1.63 | 10.69 | 3.00 | 41.30 | -56.08 | -20.00 | 36.08 |
| 851.01 | 479.49 | PK | 18.10 | V | 2.59 | 16.91 | 3.00 | 37.60 | -59.78 | -20.00 | 39.78 |
| 851.01 | 639.74 | PK | 25.09 | V | 2.96 | 19.48 | 3.00 | 47.53 | -49.84 | -20.00 | 29.84 |
| 851.01 | 960.26 | PK | 19.88 | V | 3.64 | 23.19 | 3.00 | 46.71 | -50.67 | -20.00 | 30.67 |
| 851.01 | 1702.03 | PK | 4.20 | H | 4.78 | 29.10 | 3.00 | 38.08 | -59.30 | -20.00 | 39.30 |
| 851.01 | 2553.04 | PK | 3.50 | H | 5.70 | 32.60 | 3.00 | 41.79 | -55.58 | -20.00 | 35.58 |
| 851.01 | 3404.05 | PK | 4.40 | H | 6.80 | 32.65 | 3.00 | 43.84 | -53.53 | -20.00 | 33.53 |
| 851.01 | 4255.06 | PK | 1.70 | H | 7.22 | 33.35 | 3.00 | 42.27 | -55.11 | -20.00 | 35.11 |
| 851.01 | 5106.08 | PK | 2.00 | H | 7.90 | 34.09 | 3.00 | 44.00 | -53.38 | -20.00 | 33.38 |
| 851.01 | 5957.09 | PK | 1.30 | H | 8.54 | 35.05 | 3.00 | 44.90 | -52.48 | -20.00 | 32.48 |
| 851.01 | 6808.10 | PK | 1.10 | H | 9.23 | 35.86 | 3.00 | 46.19 | -51.19 | -20.00 | 31.19 |
| 851.01 | 7659.11 | PK | 0.70 | H | 10.06 | 35.93 | 3.00 | 46.69 | -50.69 | -20.00 | 30.69 |
| 851.01 | 8510.13 | PK | -0.30 | H | 10.28 | 35.94 | 3.00 | 45.92 | -51.46 | -20.00 | 31.46 |
| 851.01 | 8510.13 | PK | 0.40 | V | 10.28 | 35.94 | 3.00 | 46.62 | -50.76 | -20.00 | 30.76 |
| 851.01 | 7659.11 | PK | 0.80 | V | 10.06 | 35.93 | 3.00 | 46.79 | -50.59 | -20.00 | 30.59 |
| 851.01 | 6808.10 | PK | 1.30 | V | 9.23 | 35.86 | 3.00 | 46.39 | -50.99 | -20.00 | 30.99 |
| 851.01 | 5957.09 | PK | 1.70 | V | 8.54 | 35.05 | 3.00 | 45.30 | -52.08 | -20.00 | 32.08 |
| 851.01 | 5106.08 | PK | 1.50 | V | 7.90 | 34.09 | 3.00 | 43.50 | -53.88 | -20.00 | 33.88 |
| 851.01 | 4255.06 | PK | 1.10 | V | 7.22 | 33.35 | 3.00 | 41.67 | -55.71 | -20.00 | 35.71 |
| 851.01 | 3404.05 | PK | 4.60 | V | 6.80 | 32.65 | 3.00 | 44.04 | -53.33 | -20.00 | 33.33 |
| 851.01 | 2553.04 | PK | 3.80 | V | 5.70 | 32.60 | 3.00 | 42.09 | -55.28 | -20.00 | 35.28 |
| 851.01 | 1702.03 | PK | 3.00 | V | 4.78 | 29.10 | 3.00 | 36.88 | -60.50 | -20.00 | 40.50 |

FIELD STRENGTH OF SPURIOUS EMISSIONS

861.9875 MHz, Downlink

| Tuned Frequency (MHz) | Emission Frequency (MHz) | Detector | Meter Reading (dBm) | Antenna Polarity | Coax Loss (dB) | Antenna Correction Factor (dB/m) | Distance (m) | Field Strength (dBμV/m) | ERP (dBm) | Spurious Limit (dBm) | Margin (dBm) |
|-----------------------|--------------------------|----------|---------------------|------------------|----------------|----------------------------------|--------------|-------------------------|-----------|----------------------|--------------|
| 861.99 | 38.17 | PK | 38.98 | H | 0.69 | 13.38 | 3.00 | 53.05 | -44.33 | -20.00 | 24.33 |
| 861.99 | 175.75 | PK | 23.49 | H | 1.54 | 14.45 | 3.00 | 39.48 | -57.89 | -20.00 | 37.89 |
| 861.99 | 185.56 | PK | 25.93 | V | 1.58 | 13.40 | 3.00 | 40.91 | -56.47 | -20.00 | 36.47 |
| 861.99 | 37.36 | PK | 28.35 | V | 0.68 | 13.40 | 3.00 | 42.43 | -54.95 | -20.00 | 34.95 |
| 861.99 | 216.67 | PK | 29.16 | H | 1.68 | 10.37 | 3.00 | 41.20 | -56.17 | -20.00 | 36.17 |
| 861.99 | 479.49 | PK | 21.17 | H | 2.59 | 16.91 | 3.00 | 40.67 | -56.71 | -20.00 | 36.71 |
| 861.99 | 639.74 | PK | 24.52 | H | 2.96 | 19.48 | 3.00 | 46.96 | -50.41 | -20.00 | 30.41 |
| 861.99 | 960.26 | PK | 19.22 | H | 3.64 | 23.19 | 3.00 | 46.05 | -51.33 | -20.00 | 31.33 |
| 861.99 | 319.23 | PK | 26.33 | V | 2.09 | 14.01 | 3.00 | 42.43 | -54.95 | -20.00 | 34.95 |
| 861.99 | 479.49 | PK | 26.58 | V | 2.59 | 16.91 | 3.00 | 46.08 | -51.30 | -20.00 | 31.30 |
| 861.99 | 639.74 | PK | 28.75 | V | 2.96 | 19.48 | 3.00 | 51.19 | -46.18 | -20.00 | 26.18 |
| 861.99 | 960.26 | PK | 22.03 | V | 3.64 | 23.19 | 3.00 | 48.86 | -48.52 | -20.00 | 28.52 |
| 861.99 | 1723.98 | PK | 2.90 | H | 4.81 | 29.38 | 3.00 | 37.10 | -60.28 | -20.00 | 40.28 |
| 861.99 | 2585.96 | PK | 3.10 | H | 5.76 | 32.46 | 3.00 | 41.32 | -56.05 | -20.00 | 36.05 |
| 861.99 | 3447.95 | PK | 4.50 | H | 6.88 | 32.60 | 3.00 | 43.98 | -53.40 | -20.00 | 33.40 |
| 861.99 | 4309.94 | PK | 1.40 | H | 7.54 | 33.48 | 3.00 | 42.42 | -54.96 | -20.00 | 34.96 |
| 861.99 | 5171.93 | PK | 2.00 | H | 7.88 | 34.13 | 3.00 | 44.01 | -53.37 | -20.00 | 33.37 |
| 861.99 | 6033.91 | PK | 1.00 | H | 8.66 | 35.16 | 3.00 | 44.82 | -52.56 | -20.00 | 32.56 |
| 861.99 | 6895.90 | PK | 2.50 | H | 9.22 | 35.93 | 3.00 | 47.65 | -49.73 | -20.00 | 29.73 |
| 861.99 | 7757.89 | PK | 0.70 | H | 10.12 | 35.87 | 3.00 | 46.69 | -50.69 | -20.00 | 30.69 |
| 861.99 | 8619.88 | PK | -0.40 | H | 10.17 | 36.03 | 3.00 | 45.80 | -51.58 | -20.00 | 31.58 |
| 861.99 | 8619.88 | PK | 0.30 | V | 10.17 | 36.03 | 3.00 | 46.50 | -50.88 | -20.00 | 30.88 |
| 861.99 | 7757.89 | PK | 0.70 | V | 10.12 | 35.87 | 3.00 | 46.69 | -50.69 | -20.00 | 30.69 |
| 861.99 | 6895.90 | PK | 1.90 | V | 9.22 | 35.93 | 3.00 | 47.05 | -50.33 | -20.00 | 30.33 |
| 861.99 | 6033.91 | PK | 1.80 | V | 8.66 | 35.16 | 3.00 | 45.62 | -51.76 | -20.00 | 31.76 |
| 861.99 | 5171.93 | PK | 2.30 | V | 7.88 | 34.13 | 3.00 | 44.31 | -53.07 | -20.00 | 33.07 |
| 861.99 | 4309.94 | PK | 2.30 | V | 7.54 | 33.48 | 3.00 | 43.32 | -54.06 | -20.00 | 34.06 |
| 861.99 | 3447.95 | PK | 4.70 | V | 6.88 | 32.60 | 3.00 | 44.18 | -53.20 | -20.00 | 33.20 |
| 861.99 | 2585.96 | PK | 3.70 | V | 5.76 | 32.46 | 3.00 | 41.92 | -55.45 | -20.00 | 35.45 |
| 861.99 | 1723.98 | PK | 4.20 | V | 4.81 | 29.38 | 3.00 | 38.40 | -58.98 | -20.00 | 38.98 |

FIELD STRENGTH OF SPURIOUS EMISSIONS

868.9875 MHz, Downlink

| Tuned Frequency (MHz) | Emission Frequency (MHz) | Detector | Meter Reading (dBm) | Antenna Polarity | Coax Loss (dB) | Antenna Correction Factor (dB/m) | Distance (m) | Field Strength (dBμV/m) | ERP (dBm) | Spurious Limit (dBm) | Margin (dBm) |
|-----------------------|--------------------------|----------|---------------------|------------------|----------------|----------------------------------|--------------|-------------------------|-----------|----------------------|--------------|
| 868.99 | 110.37 | PK | 24.87 | H | 1.20 | 10.16 | 3.00 | 36.23 | -61.14 | -20.00 | 41.14 |
| 868.99 | 38.17 | PK | 37.46 | H | 0.69 | 13.38 | 3.00 | 51.53 | -45.85 | -20.00 | 25.85 |
| 868.99 | 37.35 | PK | 26.55 | V | 0.68 | 13.40 | 3.00 | 40.63 | -56.75 | -20.00 | 36.75 |
| 868.99 | 185.29 | PK | 26.34 | V | 1.58 | 13.40 | 3.00 | 41.32 | -56.06 | -20.00 | 36.06 |
| 868.99 | 960.26 | PK | 22.46 | H | 3.64 | 23.19 | 3.00 | 49.29 | -48.09 | -20.00 | 28.09 |
| 868.99 | 639.74 | PK | 25.79 | H | 2.96 | 19.48 | 3.00 | 48.23 | -49.14 | -20.00 | 29.14 |
| 868.99 | 479.49 | PK | 20.09 | H | 2.59 | 16.91 | 3.00 | 39.59 | -57.79 | -20.00 | 37.79 |
| 868.99 | 960.26 | PK | 23.56 | V | 3.64 | 23.19 | 3.00 | 50.39 | -46.99 | -20.00 | 26.99 |
| 868.99 | 639.74 | PK | 28.43 | V | 2.96 | 19.48 | 3.00 | 50.87 | -46.50 | -20.00 | 26.50 |
| 868.99 | 479.49 | PK | 28.60 | V | 2.59 | 16.91 | 3.00 | 48.10 | -49.28 | -20.00 | 29.28 |
| 868.99 | 1737.98 | PK | 3.30 | H | 4.83 | 29.57 | 3.00 | 37.70 | -59.68 | -20.00 | 39.68 |
| 868.99 | 2606.96 | PK | 3.60 | H | 5.81 | 32.41 | 3.00 | 41.81 | -55.56 | -20.00 | 35.56 |
| 868.99 | 3475.95 | PK | 4.20 | H | 6.90 | 32.65 | 3.00 | 43.75 | -53.63 | -20.00 | 33.63 |
| 868.99 | 4344.94 | PK | 2.10 | H | 7.43 | 33.56 | 3.00 | 43.09 | -54.29 | -20.00 | 34.29 |
| 868.99 | 5213.93 | PK | 1.20 | H | 7.83 | 34.21 | 3.00 | 43.24 | -54.13 | -20.00 | 34.13 |
| 868.99 | 6082.91 | PK | 1.50 | H | 8.63 | 35.21 | 3.00 | 45.35 | -52.03 | -20.00 | 32.03 |
| 868.99 | 6951.90 | PK | 1.40 | H | 9.22 | 36.12 | 3.00 | 46.74 | -50.64 | -20.00 | 30.64 |
| 868.99 | 7820.89 | PK | 0.60 | H | 10.13 | 35.86 | 3.00 | 46.59 | -50.79 | -20.00 | 30.79 |
| 868.99 | 8689.88 | PK | 0.70 | H | 10.56 | 35.98 | 3.00 | 47.23 | -50.14 | -20.00 | 30.14 |
| 868.99 | 8689.88 | PK | 0.20 | V | 10.56 | 35.98 | 3.00 | 46.73 | -50.64 | -20.00 | 30.64 |
| 868.99 | 7820.89 | PK | 0.90 | V | 10.13 | 35.86 | 3.00 | 46.89 | -50.49 | -20.00 | 30.49 |
| 868.99 | 6951.90 | PK | 1.10 | V | 9.22 | 36.12 | 3.00 | 46.44 | -50.94 | -20.00 | 30.94 |
| 868.99 | 6082.91 | PK | 1.60 | V | 8.63 | 35.21 | 3.00 | 45.45 | -51.93 | -20.00 | 31.93 |
| 868.99 | 5213.93 | PK | 1.70 | V | 7.83 | 34.21 | 3.00 | 43.74 | -53.63 | -20.00 | 33.63 |
| 868.99 | 4344.94 | PK | 1.60 | V | 7.43 | 33.56 | 3.00 | 42.59 | -54.79 | -20.00 | 34.79 |
| 868.99 | 3475.95 | PK | 4.60 | V | 6.90 | 32.65 | 3.00 | 44.15 | -53.23 | -20.00 | 33.23 |
| 868.99 | 2606.96 | PK | 3.30 | V | 5.81 | 32.41 | 3.00 | 41.51 | -55.86 | -20.00 | 35.86 |
| 868.99 | 1737.98 | PK | 3.10 | V | 4.83 | 29.57 | 3.00 | 37.50 | -59.88 | -20.00 | 39.88 |

2.1055 FREQUENCY STABILITY

KDB 935210 4.8 FREQUENCY STABILITY

90.213 FREQUENCY STABILITY

22.355 FREQUENCY TOLERANCE

Test Engineer: _____
Test Date: _____

N/A. Device does not use a frequency determining element and is exempt.

N/A. There is no Transient Frequency Response compliance requirement for devices which operate in the 700 and 800 MHz bands.



END OF TEST REPORT