



**Inter-mod Distortion/ Conducted Spurious  
Emissions Results:**  
ATEMC000043 – Annex 3

**Applicant:**  
Arrista Technologies Inc.  
5-55 Henlow Bay  
Winnipeg, MB, CA  
R3Y 1G4

**Equipment Under Test (EUT):**  
iDEN  
Bi-Directional Signal Amplifier

**MODEL:**  
CR300

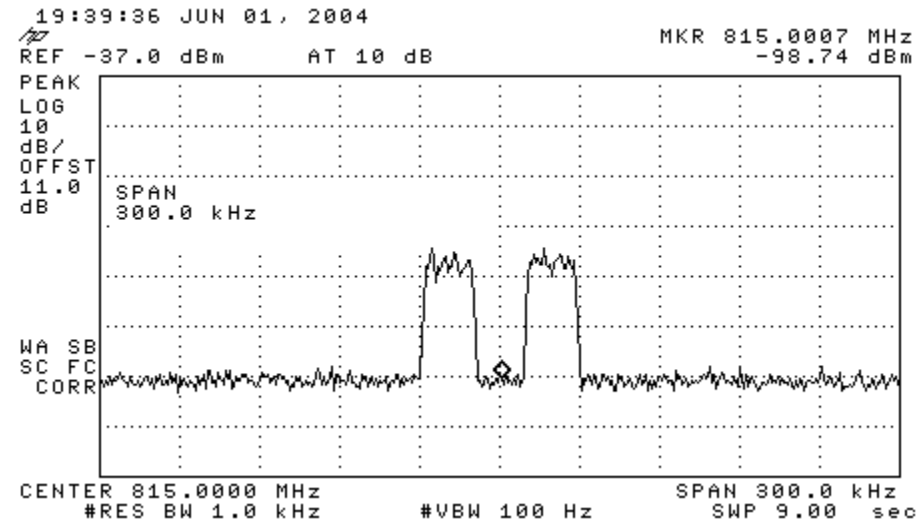
**FCC ID:**  
P35SH2U64GG

**IN ACCORDANCE WITH:**  
FCC PART 2,  
FCC PART 90, SUBPART I & S  
Private Land Mobile Radio Service

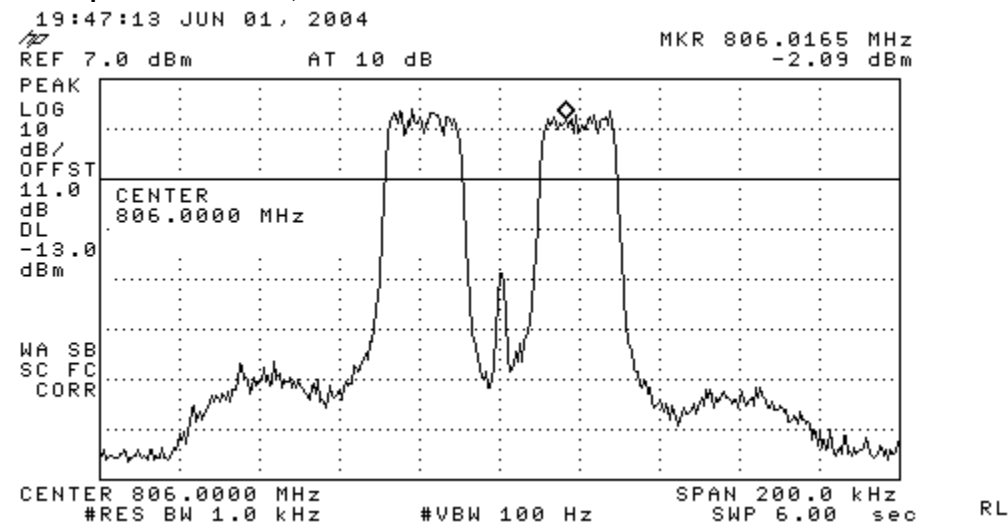
# 1. TWO-TONE TEST RESULTS

## 1.1. PLOT DATA

### iDEN Sig Gen Input Uplink; 824 MHz

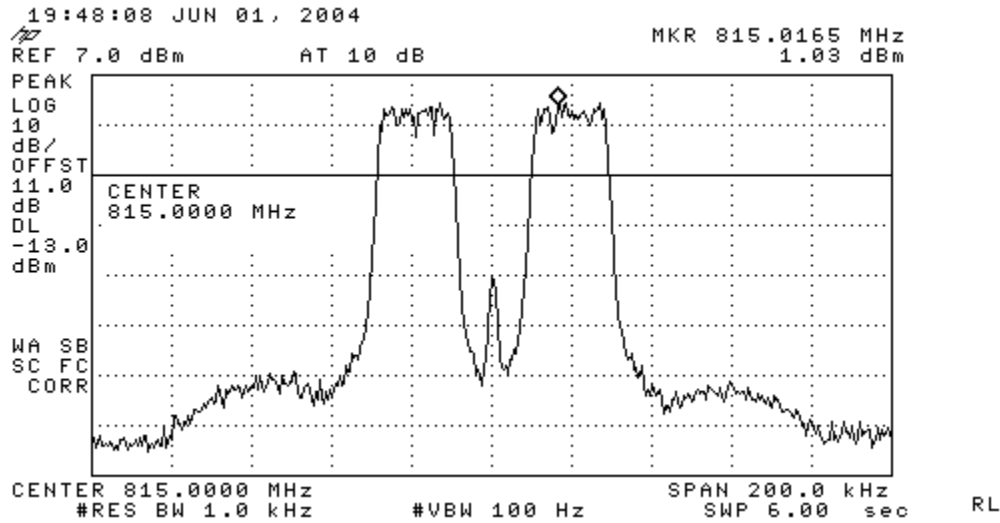


### iDEN Uplink IMD Results; 806 MHz

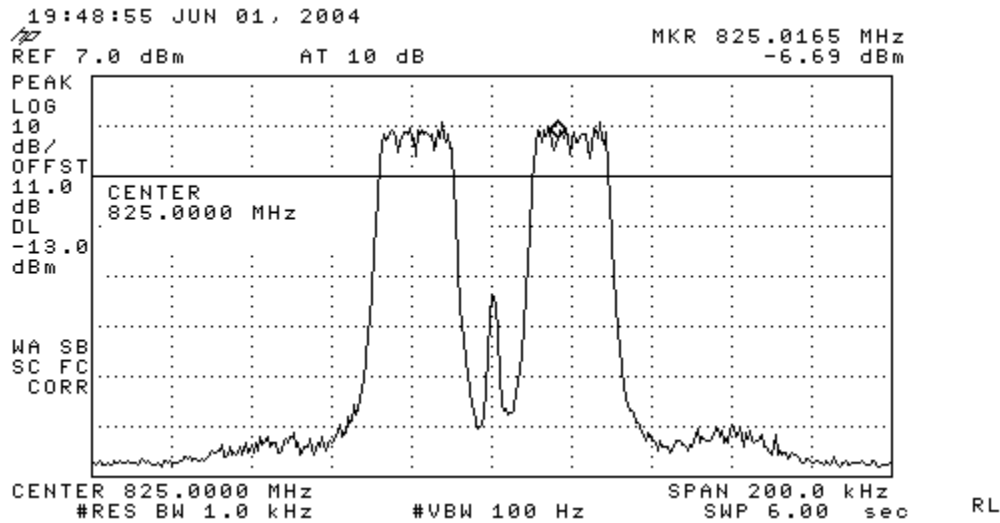


**Applicant:** Arrista Technologies Inc.  
**Equipment:** CR300 iDEN Signal Amplifier

**iDEN Uplink IMD Results; 815 MHz**



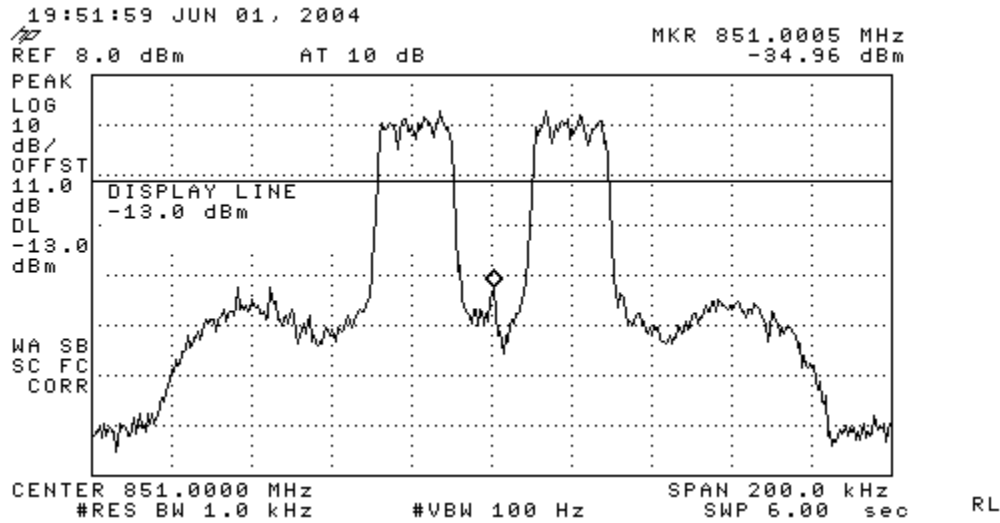
**iDEN Uplink IMD Results; 824 MHz**



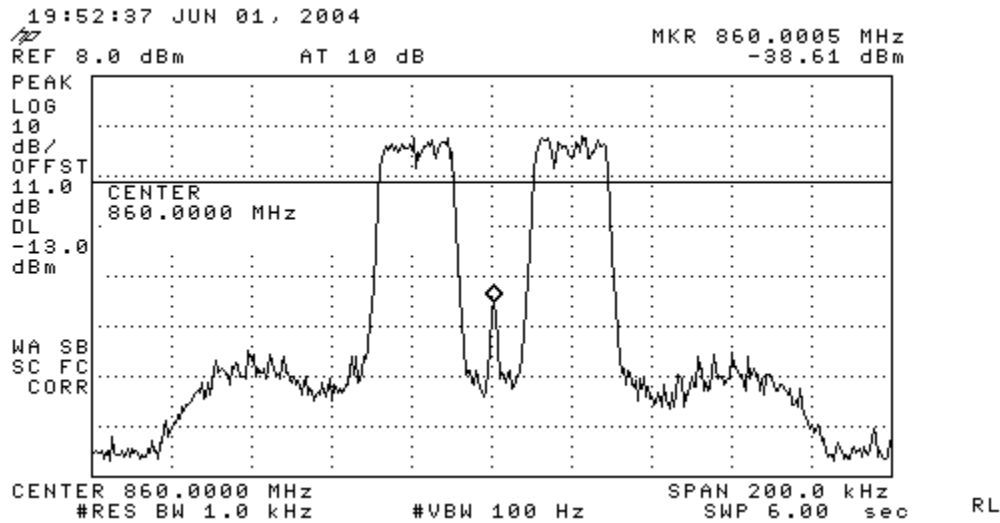
**Applicant:** Arrista Technologies Inc.  
**Equipment:** CR300 iDEN Signal Amplifier

Copyright © 2004 Arrista Technologies Inc.  
This document contains confidential information.

**iDEN Dnlink IMD Results; 851 MHz**

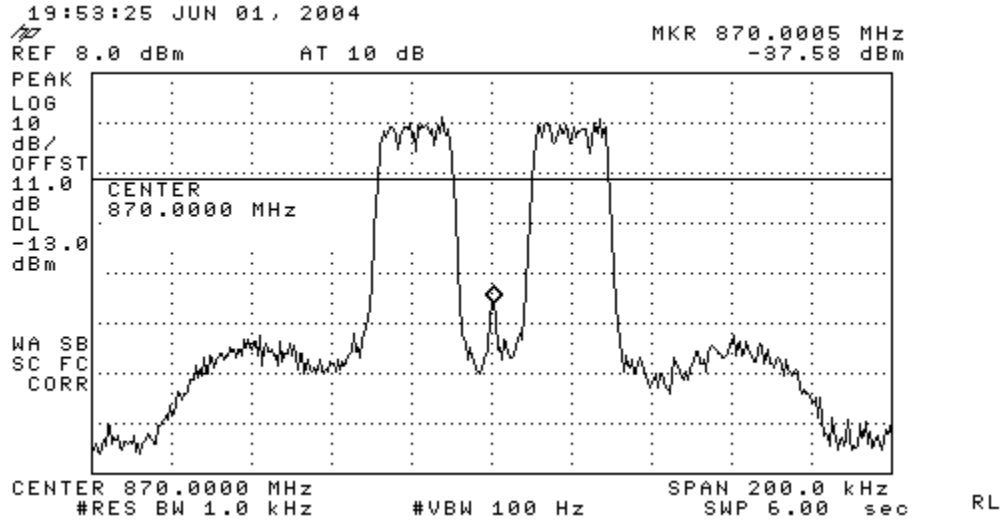


**iDEN Dnlink IMD Results; 860 MHz**



**Applicant:** Arrista Technologies Inc.  
**Equipment:** CR300 iDEN Signal Amplifier

**iDEN Dnlink IMD Results; 870 MHz**



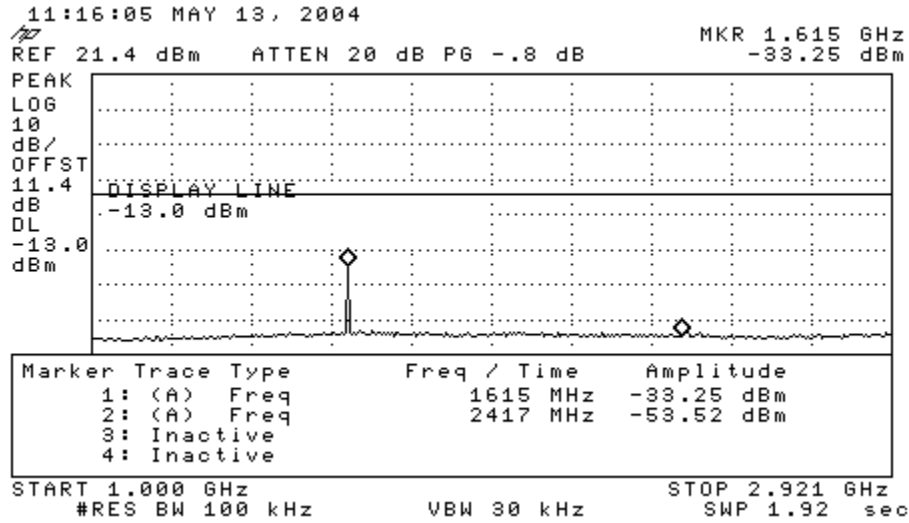
**Applicant:** Arrista Technologies Inc.  
**Equipment:** CR300 iDEN Signal Amplifier

Copyright © 2004 Arrista Technologies Inc.  
This document contains confidential information.

## 2. CONDUCTED SPURIOUS EMISSIONS

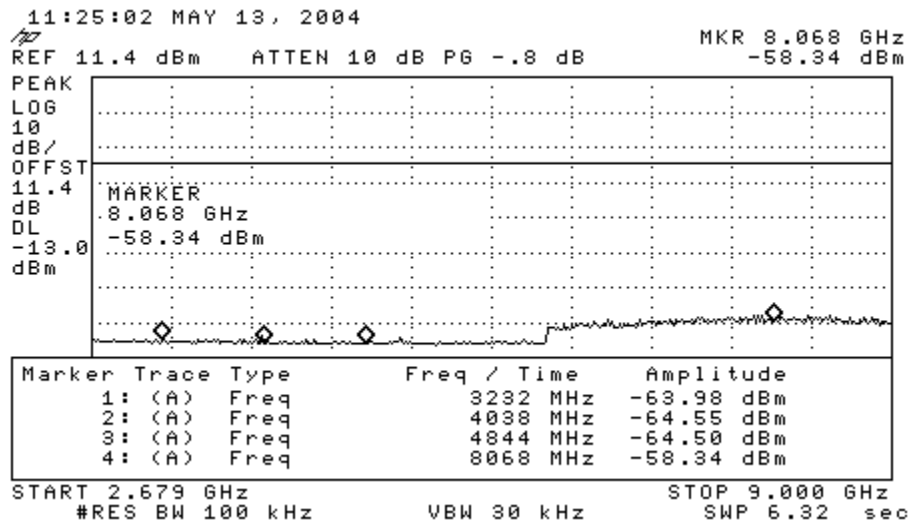
### 2.1. PLOT DATA

#### Cond Spurious Emissions; Up -link; 806 MHz



RT

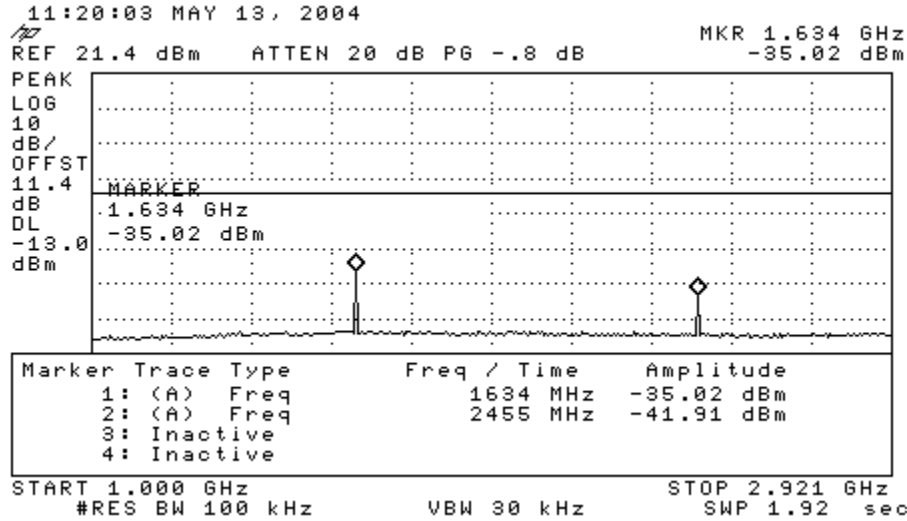
#### Cond Spurious Emissions; Up -link; 806 MHz



RL

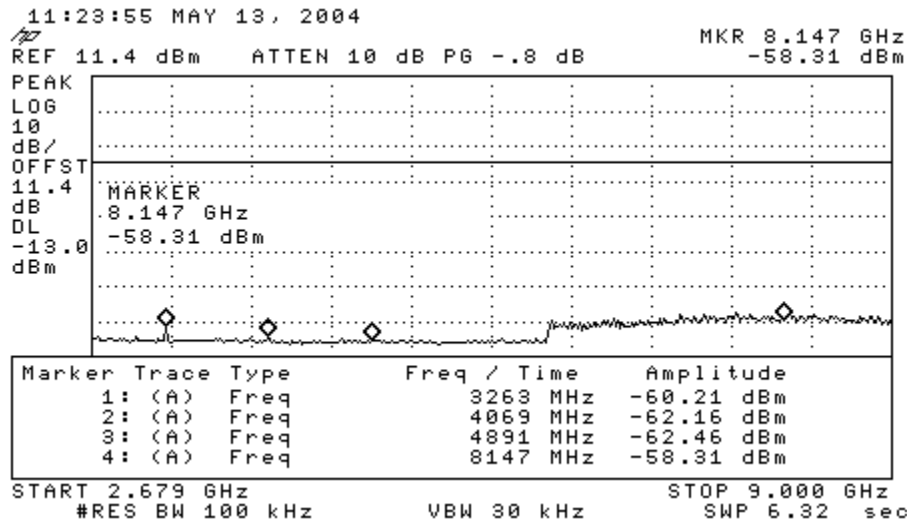
**Applicant:** Arrista Technologies Inc.  
**Equipment:** CR300 iDEN Signal Amplifier

**Cond Spurious Emissions; Up-link; 815 MHz**



RT

**Cond Spurious Emissions; Up-link; 815 MHz**



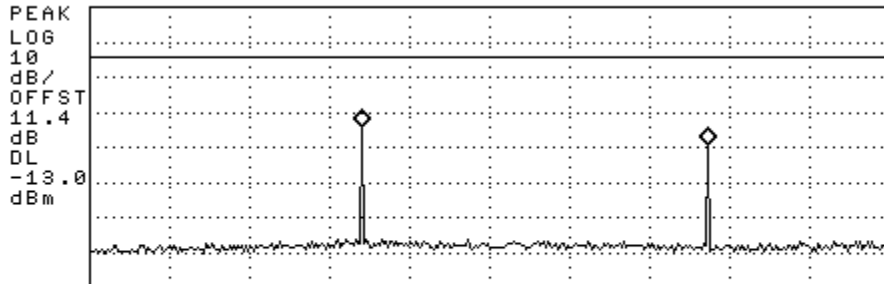
RL

**Applicant:** Arrista Technologies Inc.  
**Equipment:** CR300 iDEN Signal Amplifier

**Cond Spurious Emissions; Up-link; 825 MHz**

11:53:35 MAY 13, 2004

REF 1.4 dBm ATTEN 10 dB PG -.8 dB



Marker	Trace	Type	Freq / Time	Amplitude
1:	(A)	Freq	1653 MHz	-32.56 dBm
2:	(A)	Freq	2484 MHz	-37.93 dBm
3:	Inactive			
4:	Inactive			

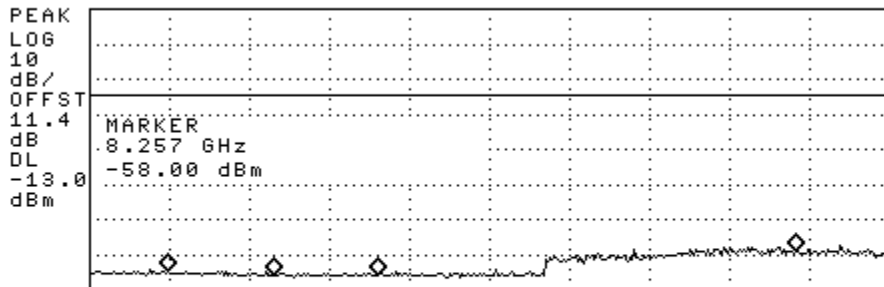
START 1.000 GHz STOP 2.921 GHz  
 #RES BW 100 kHz VBW 30 kHz SWP 1.92 sec

RT

**Cond Spurious Emissions; Up-link; 825 MHz**

11:22:42 MAY 13, 2004

REF 11.4 dBm ATTEN 10 dB PG -.8 dB MKR 8.257 GHz -58.00 dBm



Marker	Trace	Type	Freq / Time	Amplitude
1:	(A)	Freq	3295 MHz	-63.70 dBm
2:	(A)	Freq	4133 MHz	-64.34 dBm
3:	(A)	Freq	4954 MHz	-64.77 dBm
4:	(A)	Freq	8257 MHz	-58.00 dBm

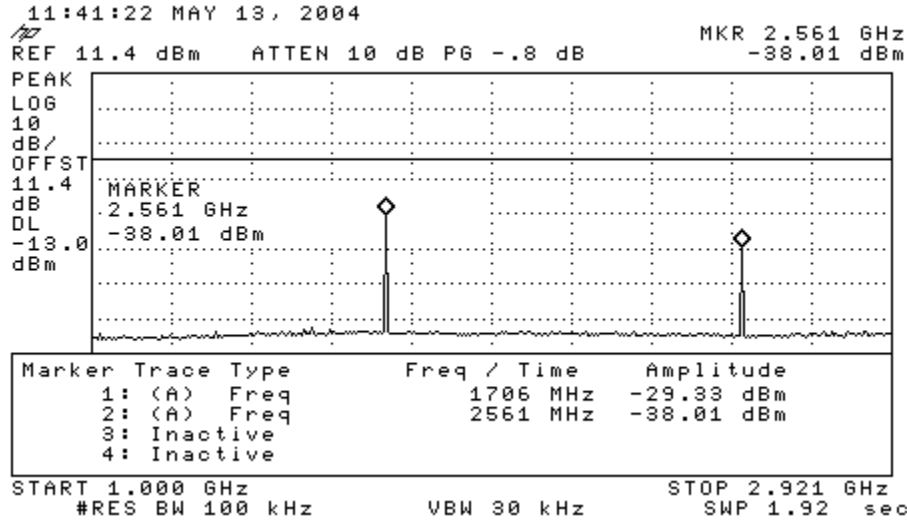
START 2.679 GHz STOP 9.000 GHz  
 #RES BW 100 kHz VBW 30 kHz SWP 6.32 sec

RL

**Applicant:** Arrista Technologies Inc.  
**Equipment:** CR300 iDEN Signal Amplifier

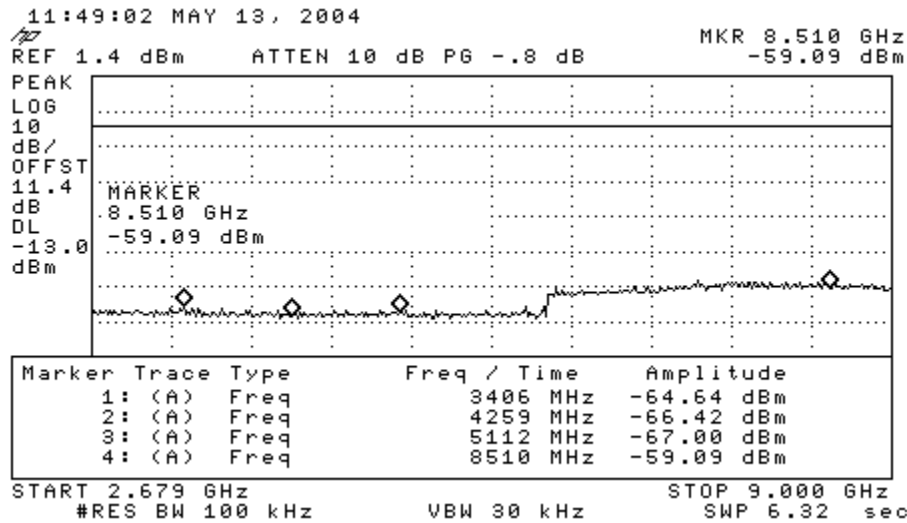


**Cond Spurious Emissions; Dn-link; 851 MHz**



RT

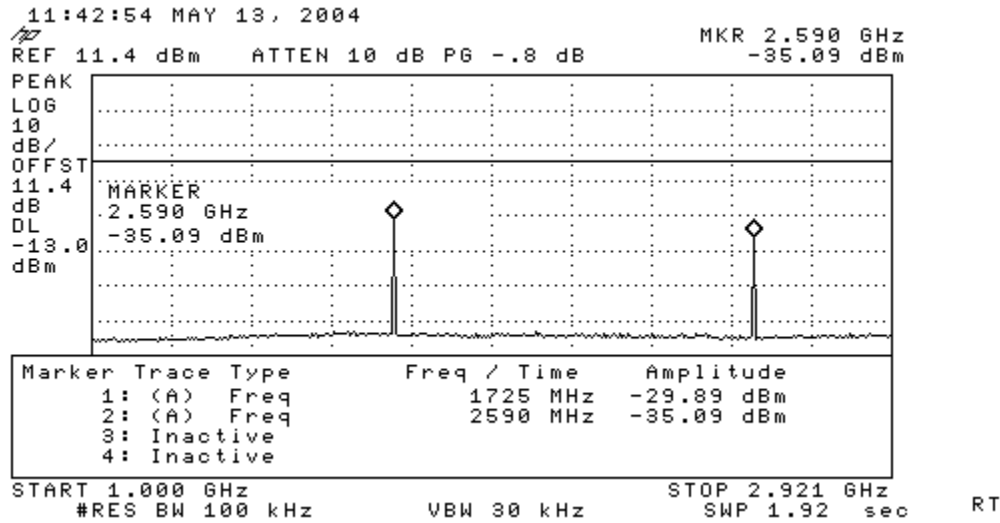
**Cond Spurious Emissions; Dn-link; 851 MHz**



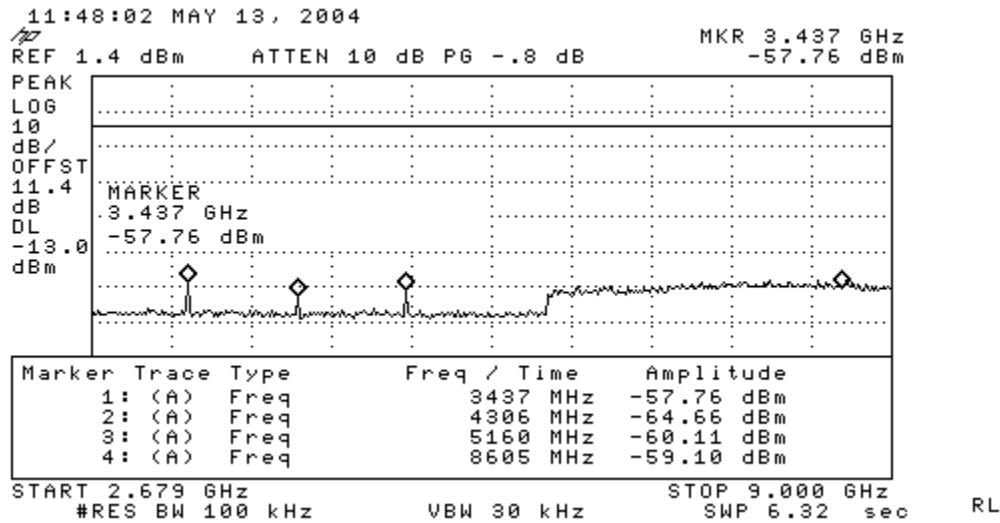
RL

**Applicant:** Arrista Technologies Inc.  
**Equipment:** CR300 iDEN Signal Amplifier

**Cond Spurious Emissions; Dn-link; 860 MHz**

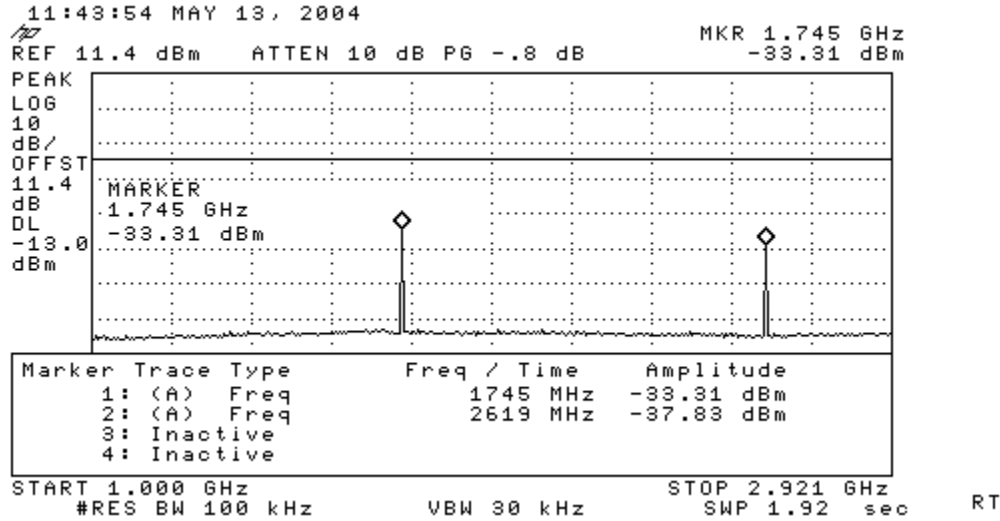


**Cond Spurious Emissions; Dn-link; 860 MHz**

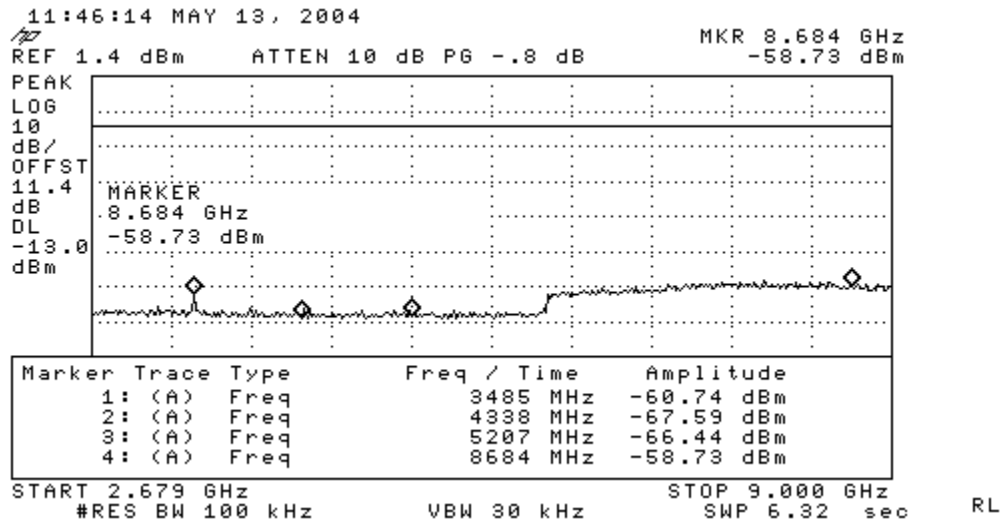


**Applicant:** Arrista Technologies Inc.  
**Equipment:** CR300 iDEN Signal Amplifier

**Cond Spurious Emissions; Dn-link; 870 MHz**



**Cond Spurious Emissions; Dn-link; 870 MHz**



**Applicant:** Arrista Technologies Inc.  
**Equipment:** CR300 iDEN Signal Amplifier