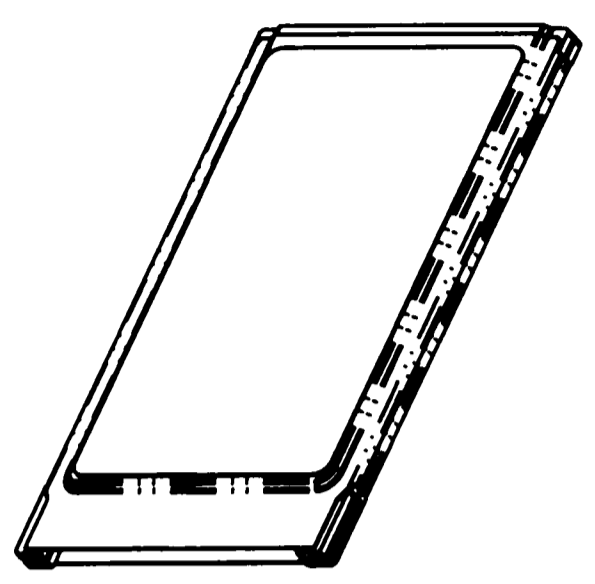
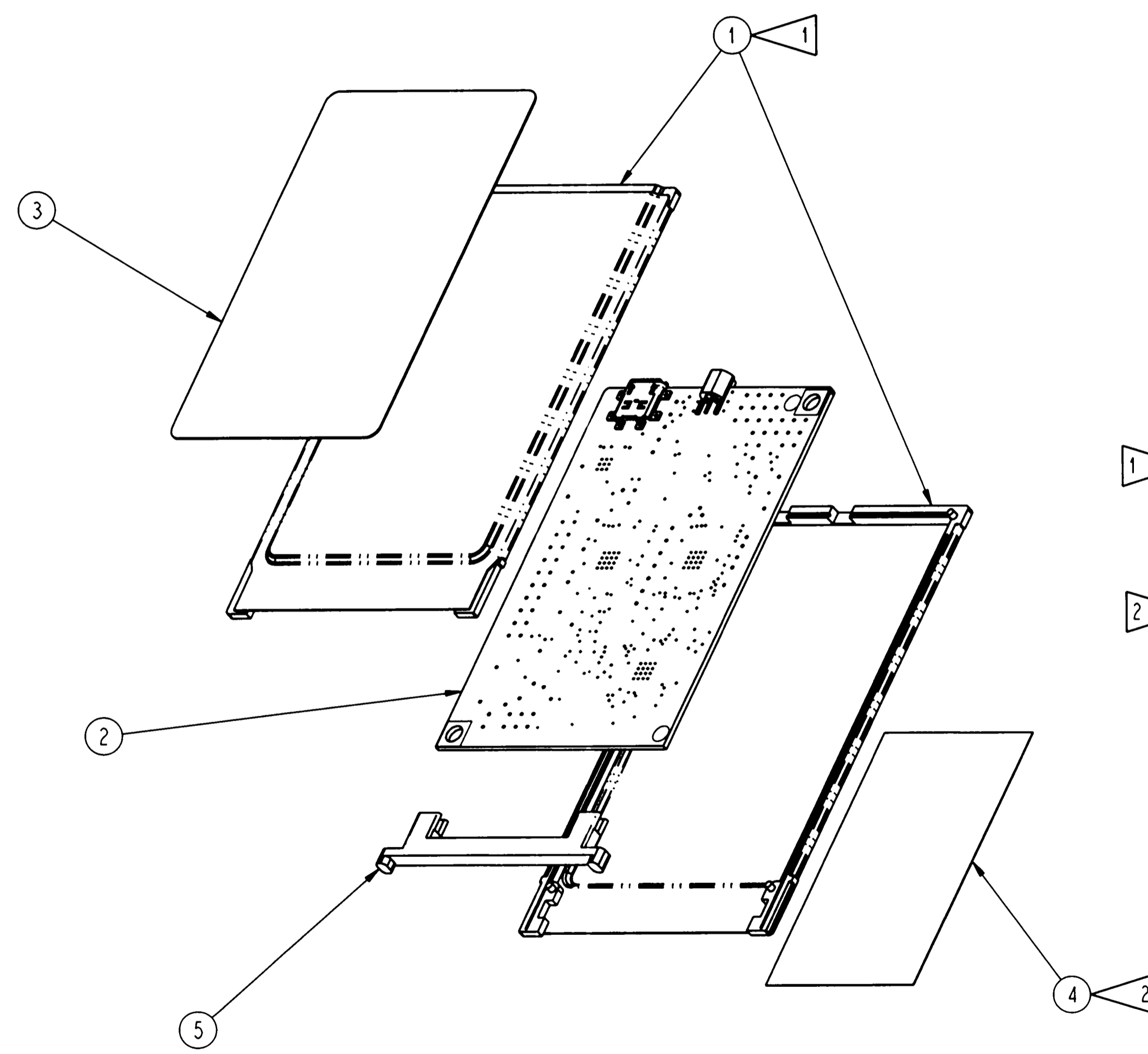


ITEM	I/C	PART NO.	DESCRIPTION	QTY.
1	P	12985-001	CASE, MACHINED	1
2	P	E6436-000	P.C. BOARD ASSEMBLY	1
3	A	7985-164	LABEL, HR4450i	1
4	P	7985-165	LABEL, FCC	1
5	P	E6436-006	HOLDER, P.C. BOARD, MOLDED	1
—	A	E6436-002	TRANSCEIVER CARD ASSEMBLY COMPLETE HR4450i	—

NO. E6436-002	REV. A	ZN	DESCRIPTION	DATE	AUTH	BY	CKD	APPD
			INITIAL RELEASE		P6436-1	JeH		



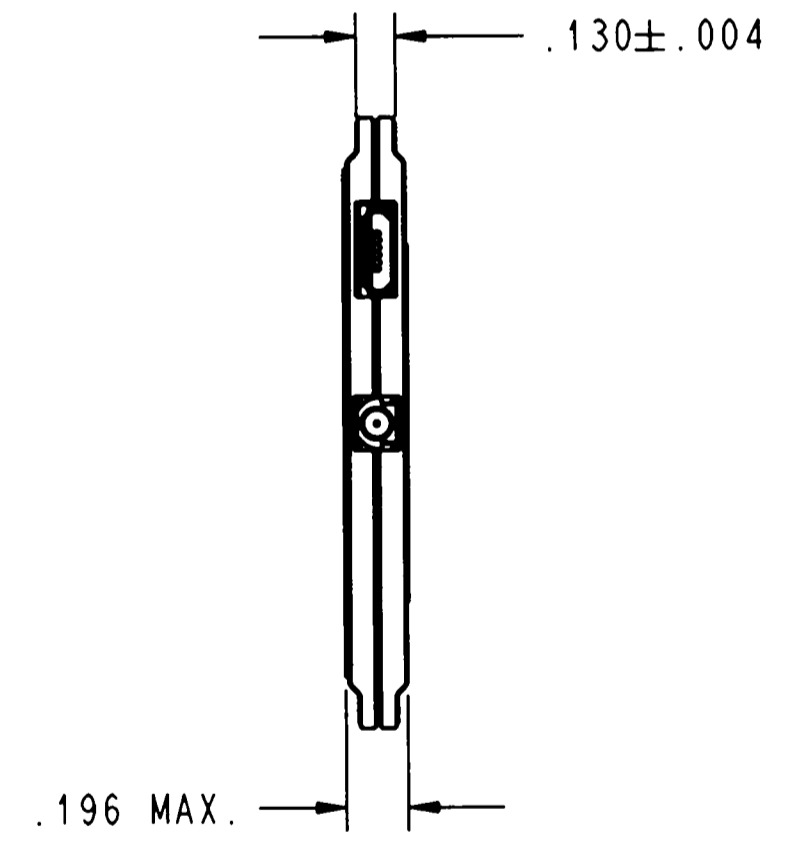
SCALE 1.000



**NOTES:**

- 1 PLASTIC AREAS OF PCMCIA CASE HALVES TO BE BONDED TOGETHER WITH LOCTITE E-30CL OR EQUIVALENT. EPOXY MUST NOT OVERFLOW INTO CONNECTOR PIN HOLES.
- 2 SERIAL NUMBER ON FCC LABEL (ITEM 4), MUST MATCH SERIAL NUMBER ON "PCB SERIAL LABEL" (7985-125) FOUND ON CIRCUIT BOARD ASSEMBLY (ITEM 2)

**EXPERIMENTAL**  
This Drawing Being Released For Engineering Evaluation Only



NEPTUNE Technology Group, Inc.  
CONFIDENTIAL AND PROPRIETARY  
THIS DOCUMENT CONTAINS THE TRADE SECRETS AND CONFIDENTIAL INFORMATION OF NEPTUNE Technology Group, INC., WHICH EMBODY SUBSTANTIAL CREATIVE EFFORT, IDEAS, AND EXPRESSIONS WHICH ARE NOT TO BE DIVULGED TO THIRD PARTIES WITHOUT SPECIFIC WRITTEN PERMISSION FROM NEPTUNE Technology Group, Inc.

NOTICE:  
© COPYRIGHT ..... NEPTUNE Technology Group, Inc.

SPECIAL HANDLING  
MATERIAL SPEC.  
SPECIFICATIONS  
FINISH SPEC.  
SAVED IN PRO-E AS:  
E6436-002

DO NOT SCALE DRAWING  
UNLESS OTHERWISE SPECIFIED  
BREAK EDGES .005/.015  
DECIMALS 1/16 INCH  
2 PL ± .01  
3 PL ± .005  
FRACTIONS ± 1/64  
MM 1 PL ± .1  
2 PL ± .05  
FIN. SURF. 125  
ANGLES ± P

DWN JeH 2/10/09  
CKD  
APPD  
APPD  
SCALE 1.500

TITLE  
TRANSCEIVER CARD ASSEMBLY COMPLETE  
HR4450i FIELD SERVICE TOOL  
FIXED NETWORK



NO. E6436-002  
SHT. 1 OF 1