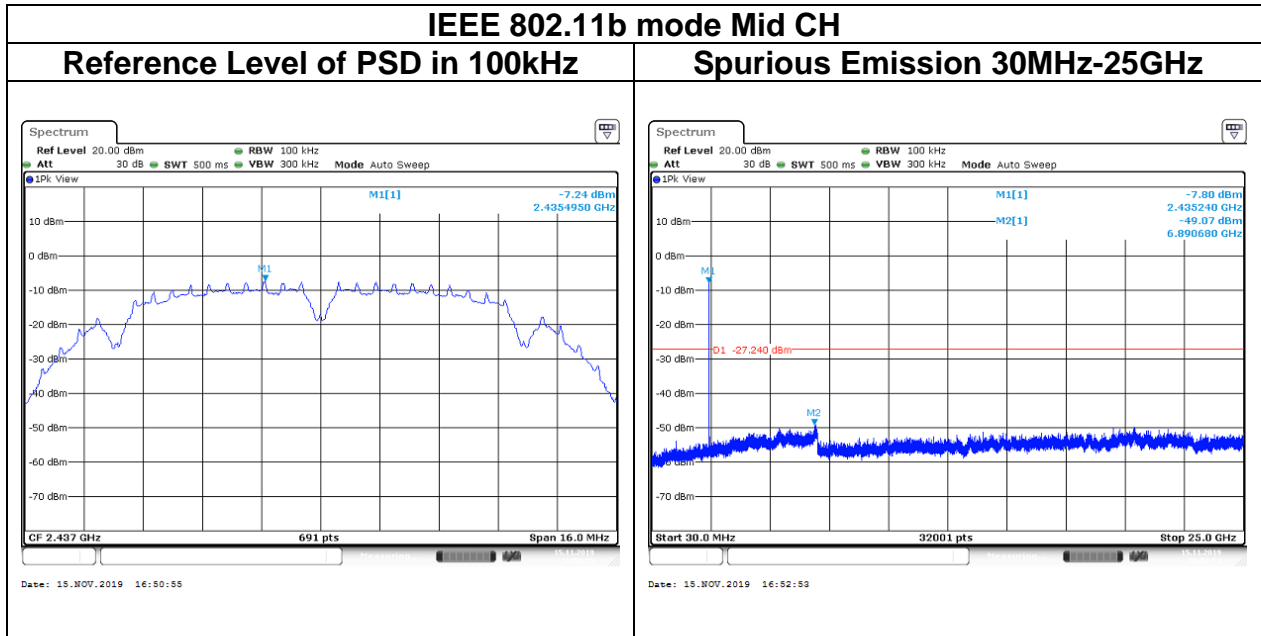
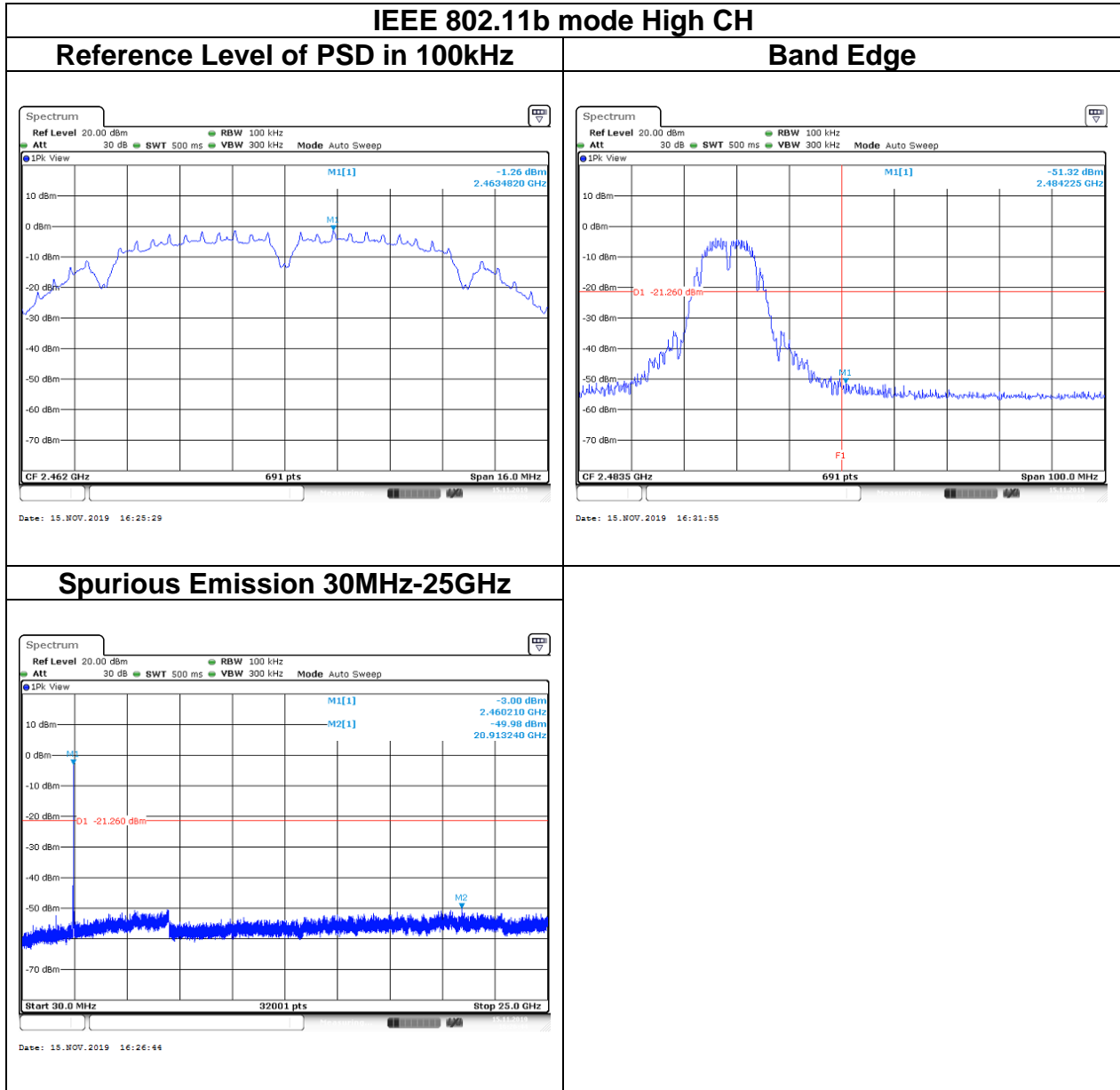


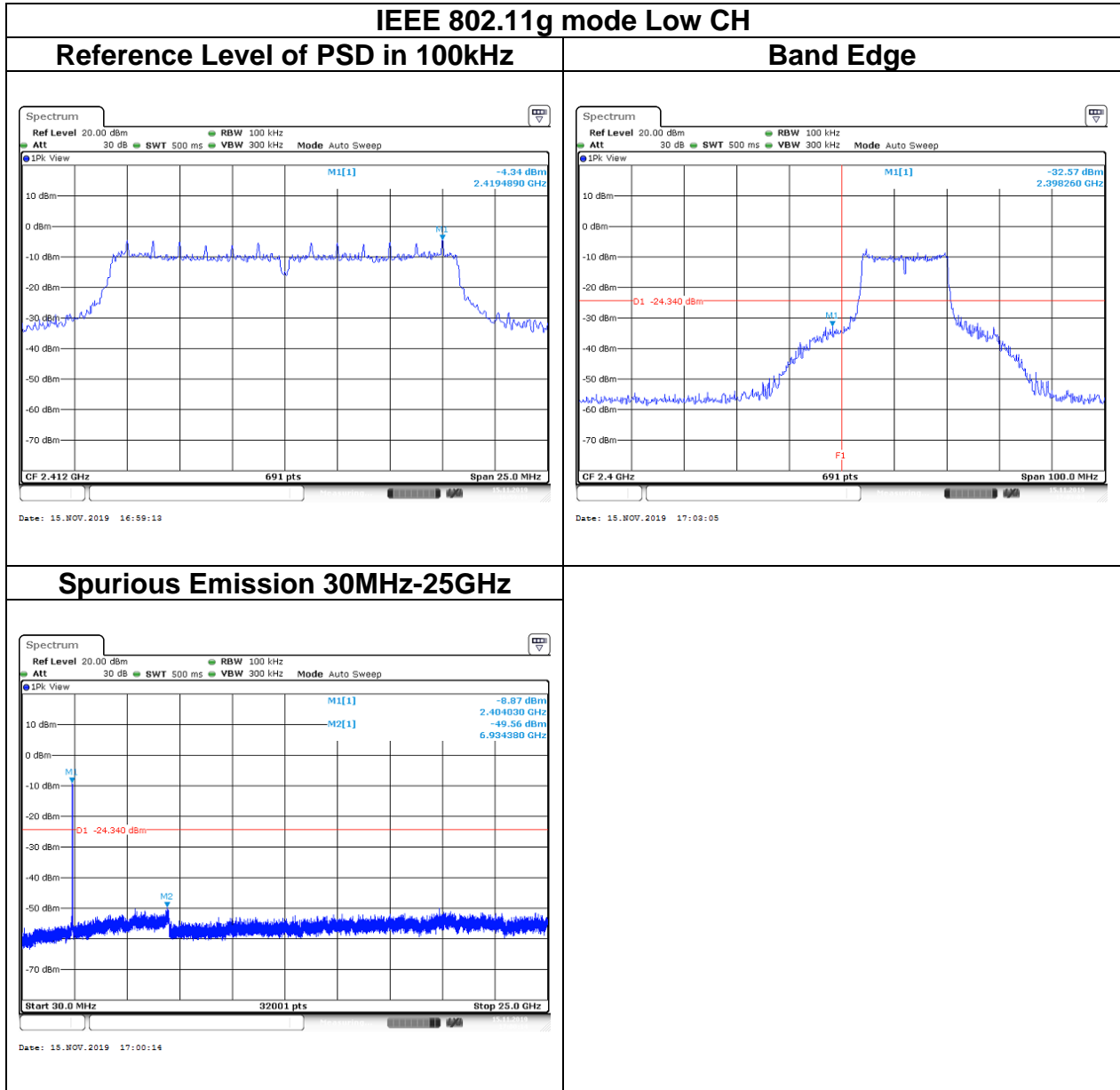
Report No.: T191104D01-RP1



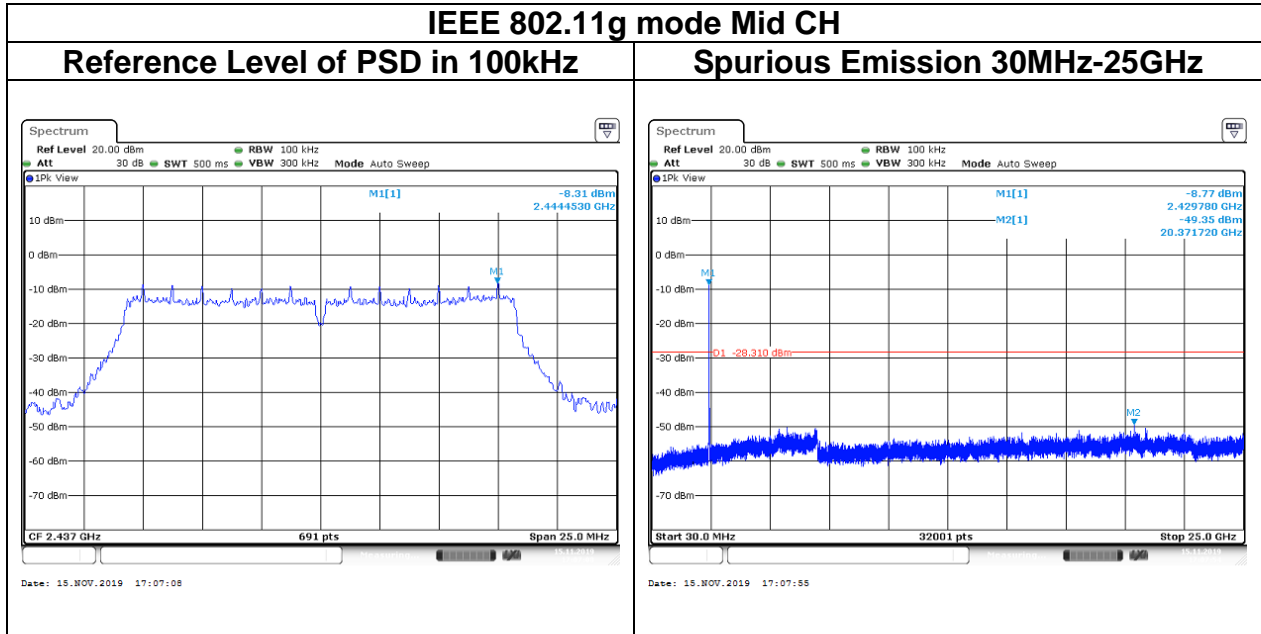
Report No.: T191104D01-RP1



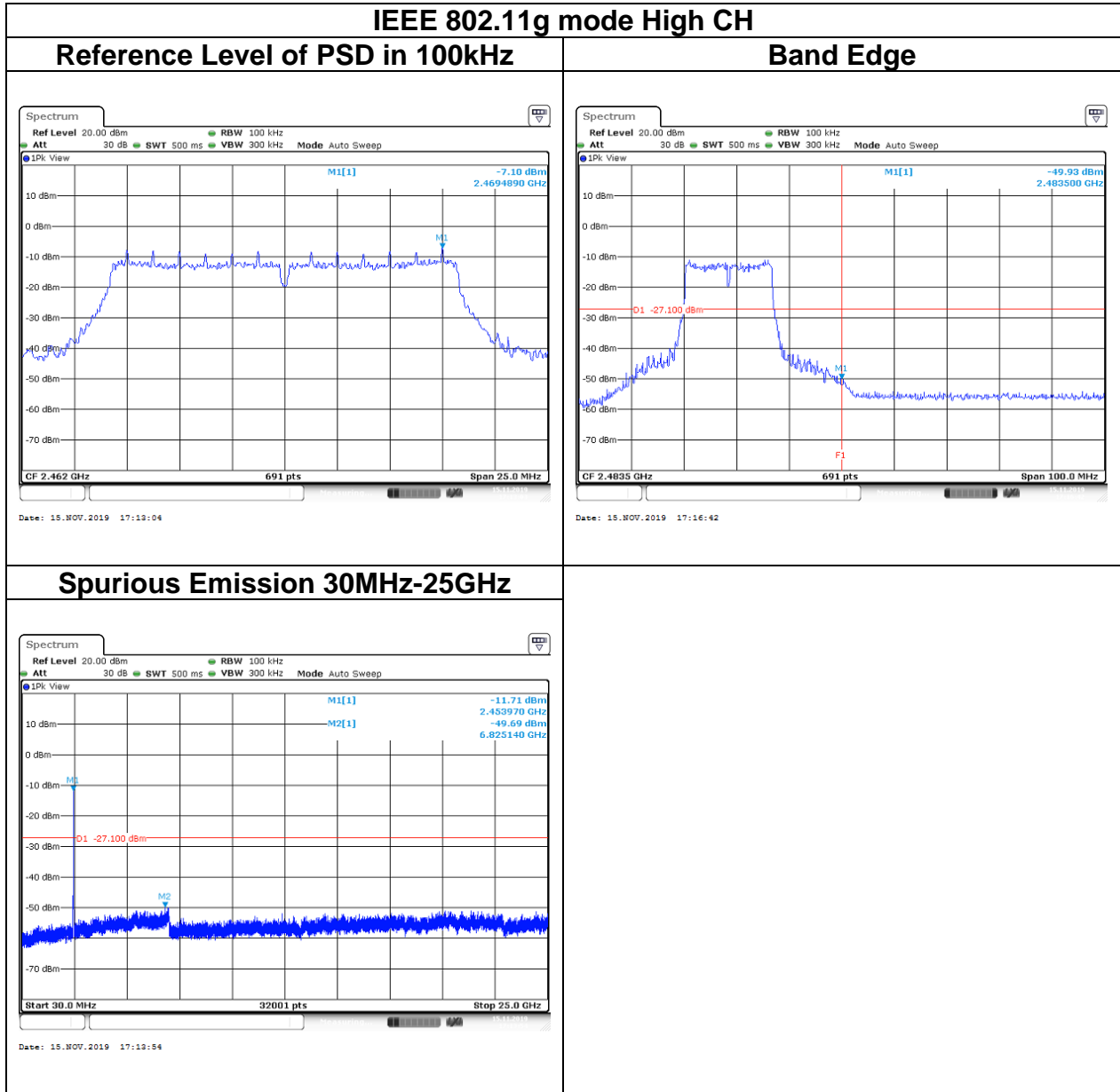
Report No.: T191104D01-RP1



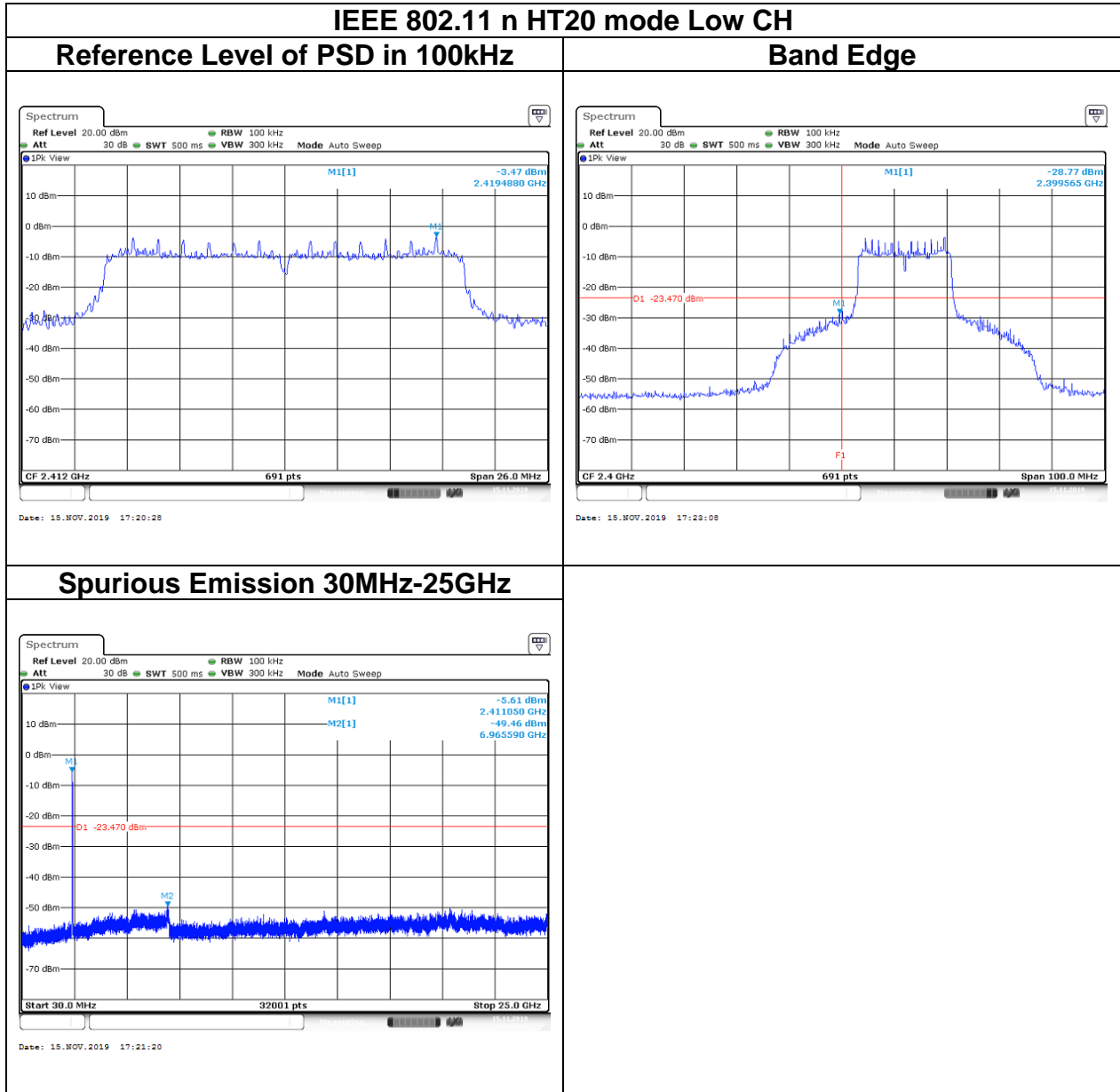
Report No.: T191104D01-RP1



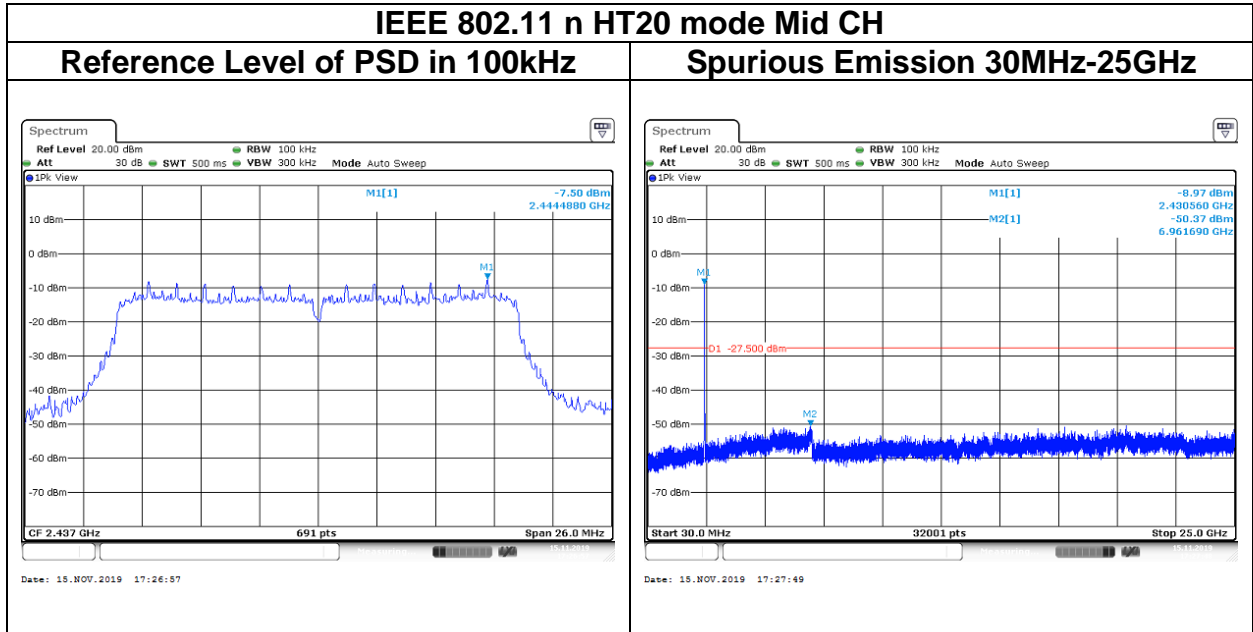
Report No.: T191104D01-RP1



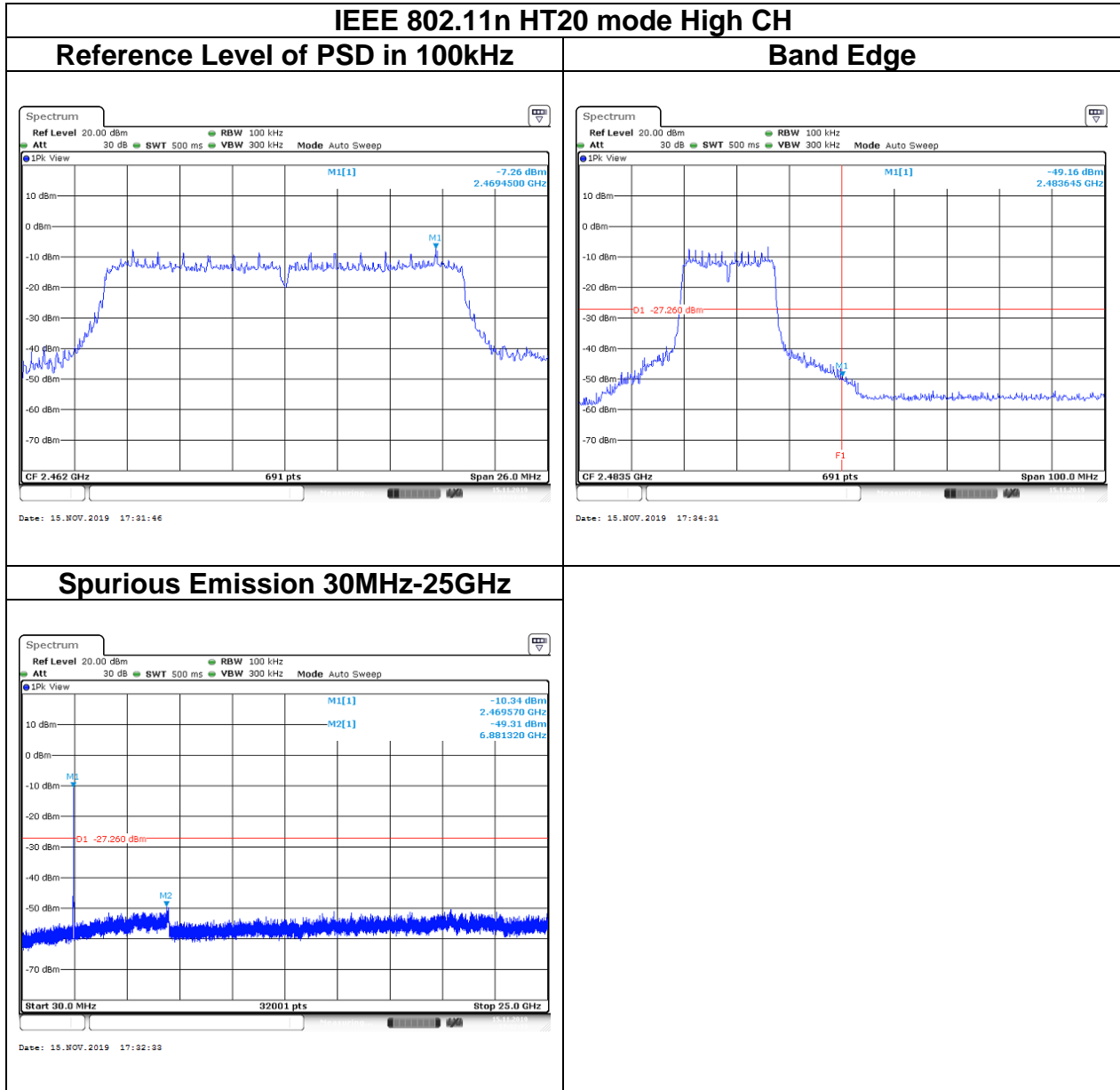
Report No.: T191104D01-RP1



Report No.: T191104D01-RP1

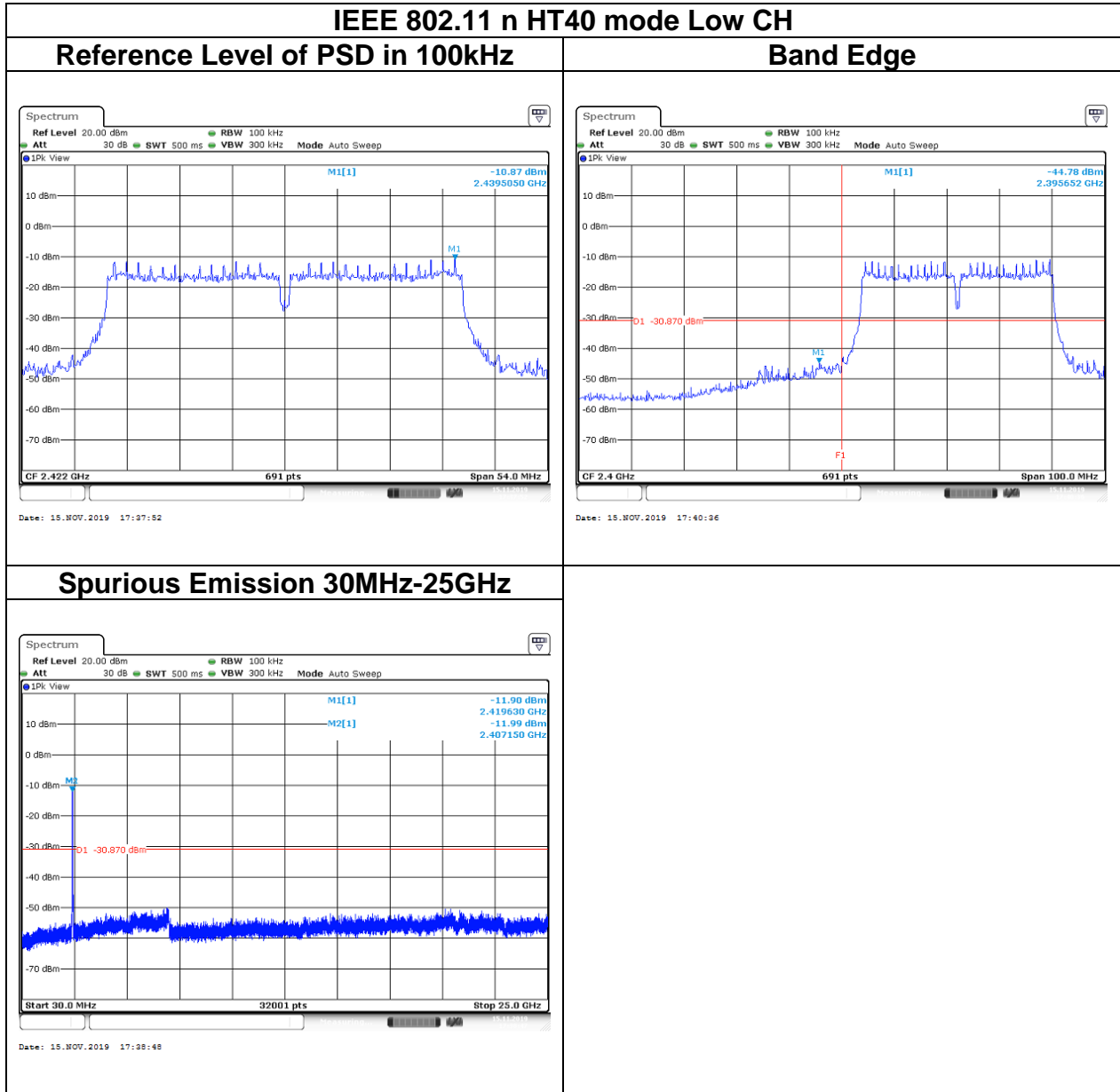


Report No.: T191104D01-RP1

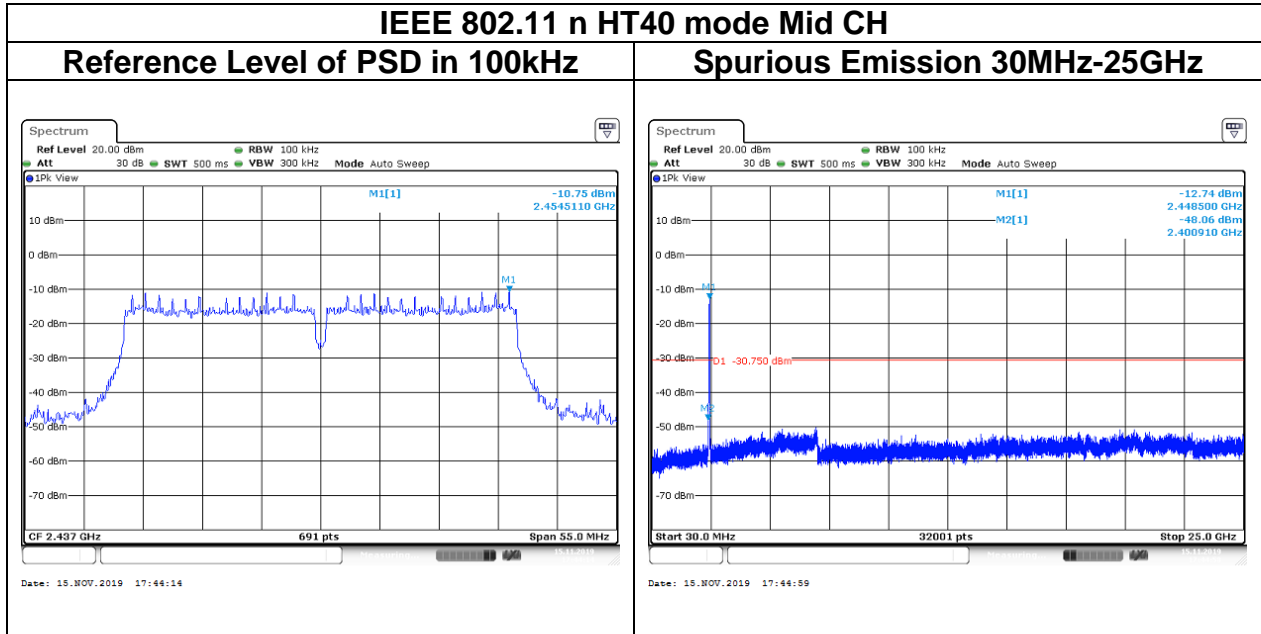




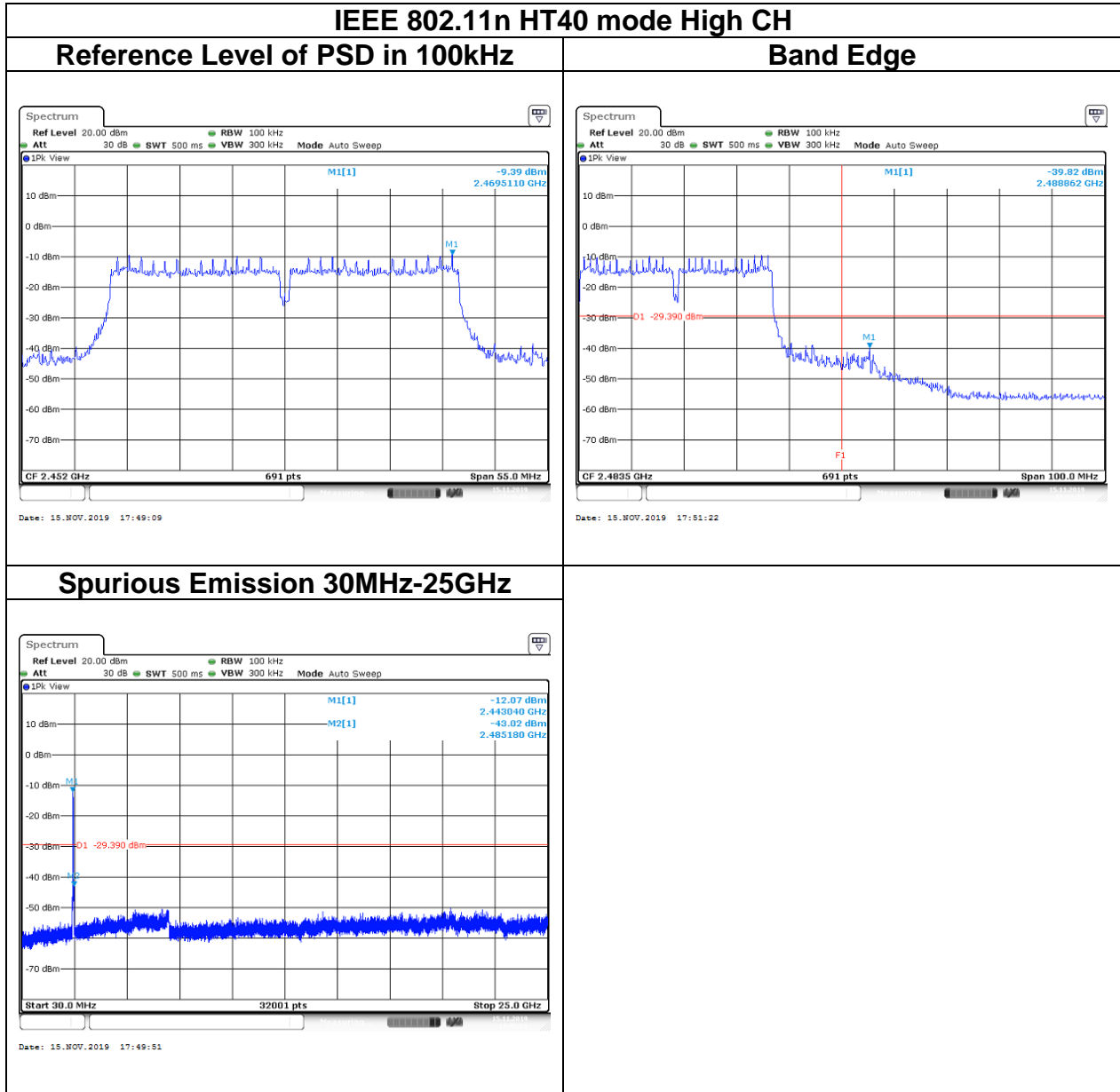
Report No.: T191104D01-RP1



Report No.: T191104D01-RP1

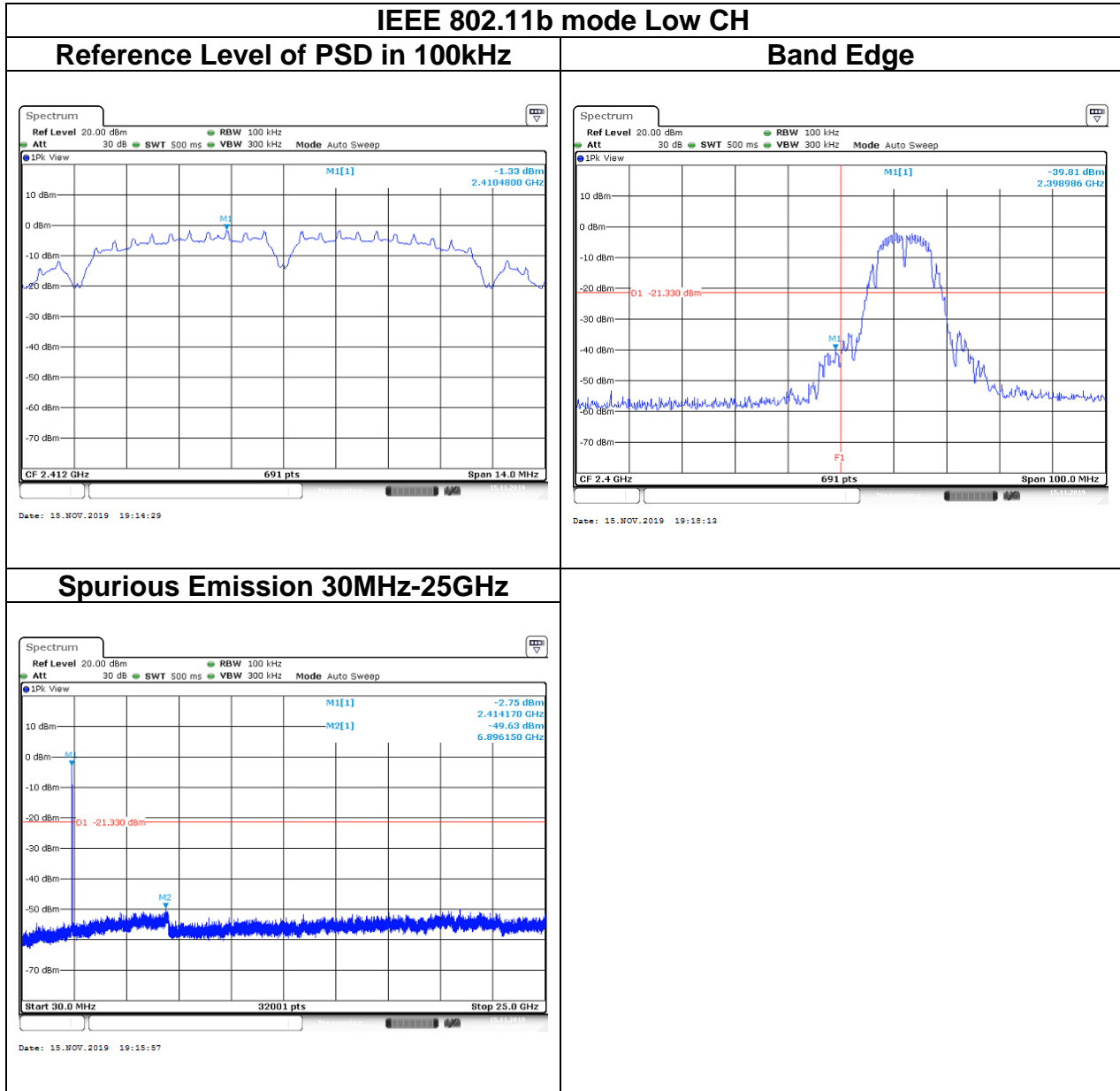


Report No.: T191104D01-RP1

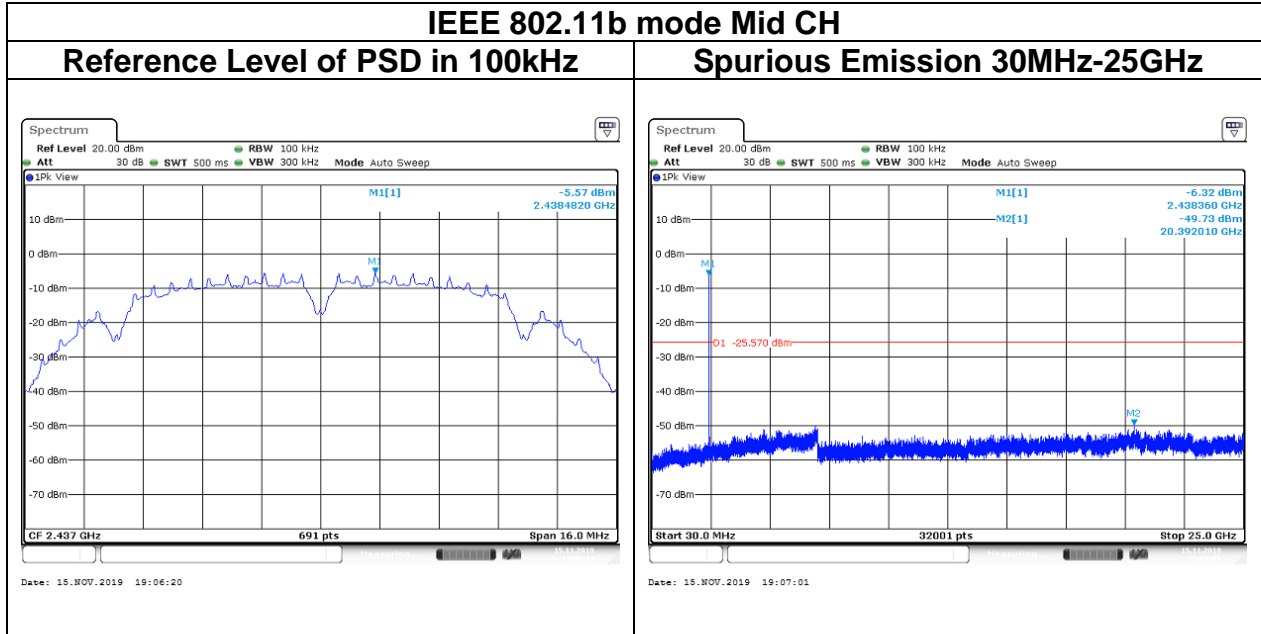


Report No.: T191104D01-RP1

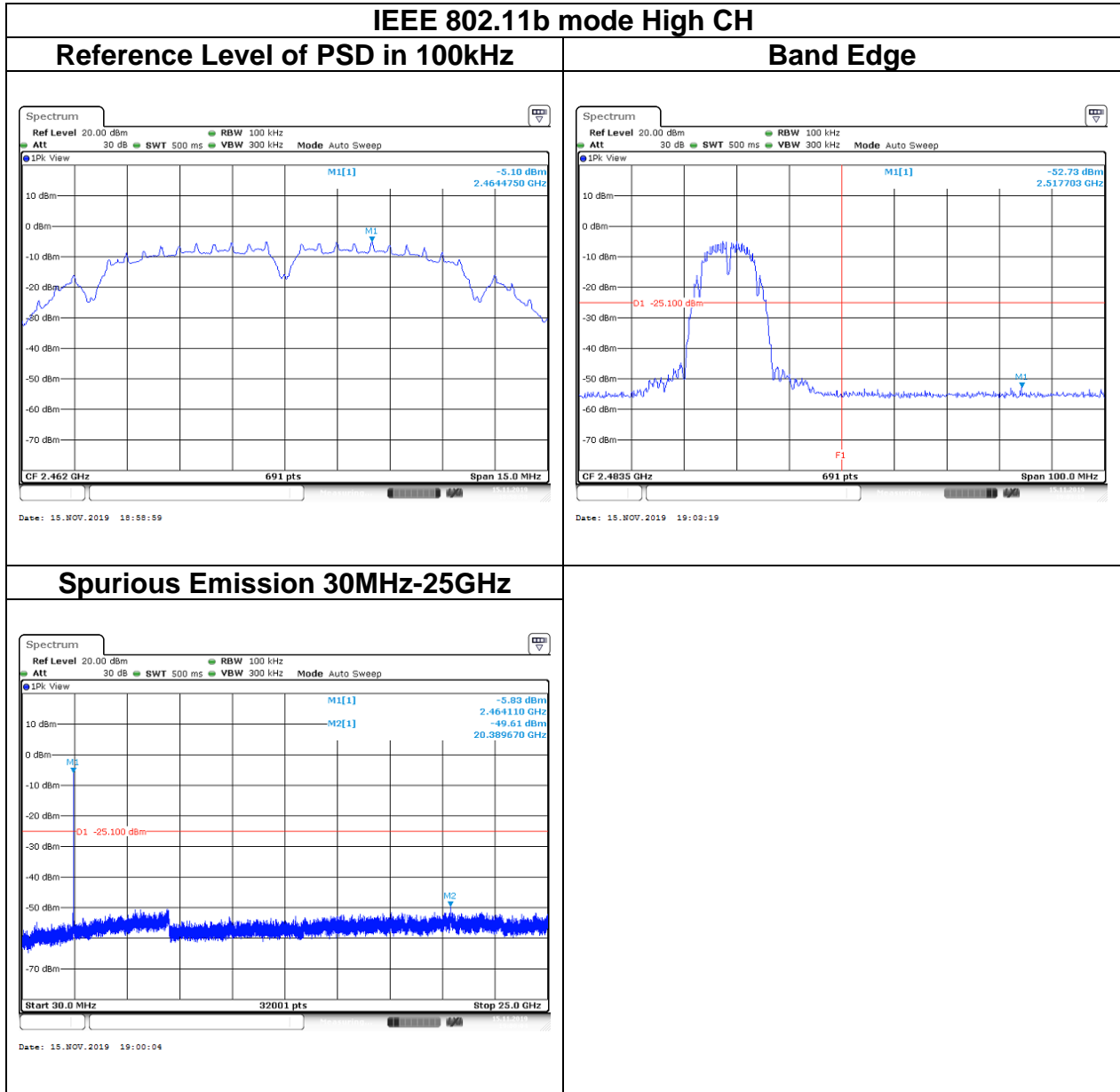
## Chain 1



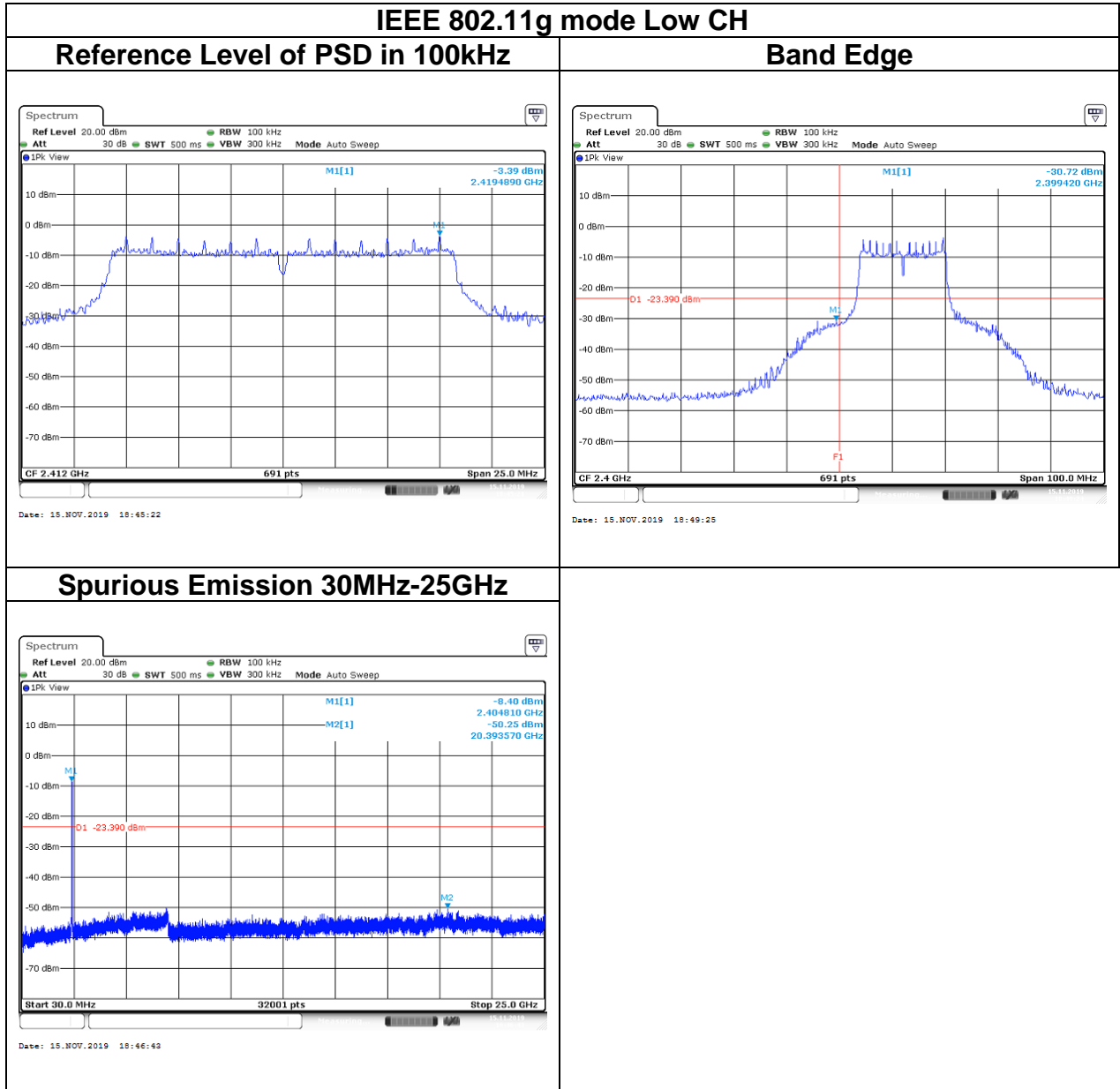
Report No.: T191104D01-RP1



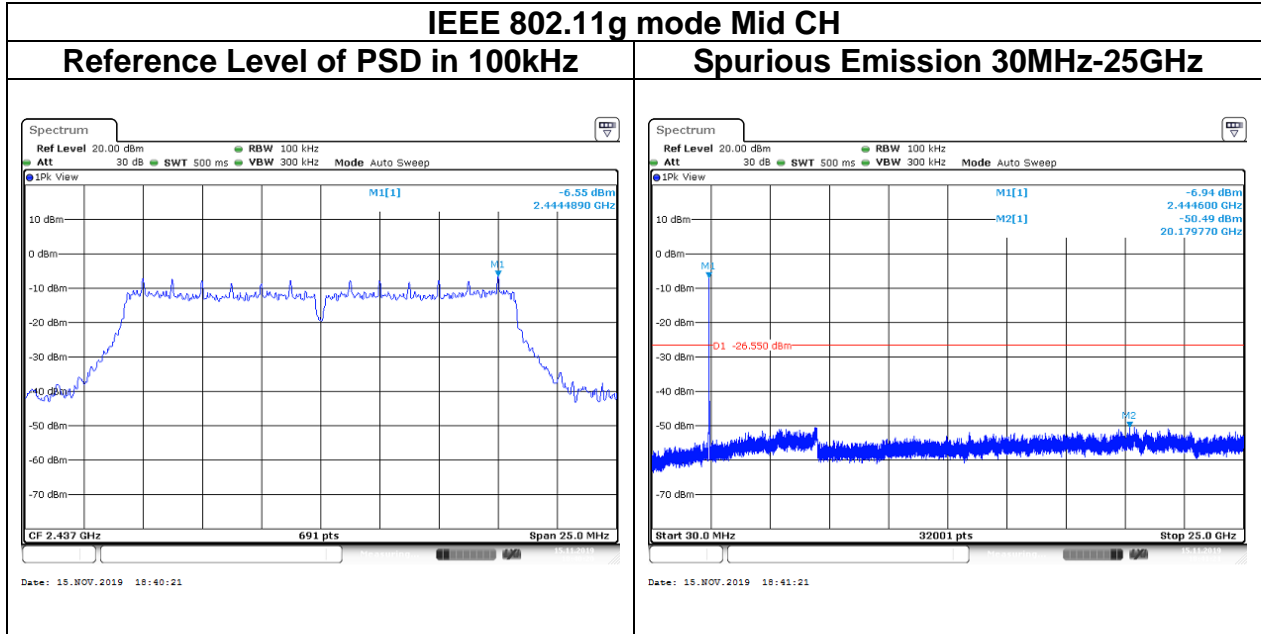
Report No.: T191104D01-RP1



Report No.: T191104D01-RP1

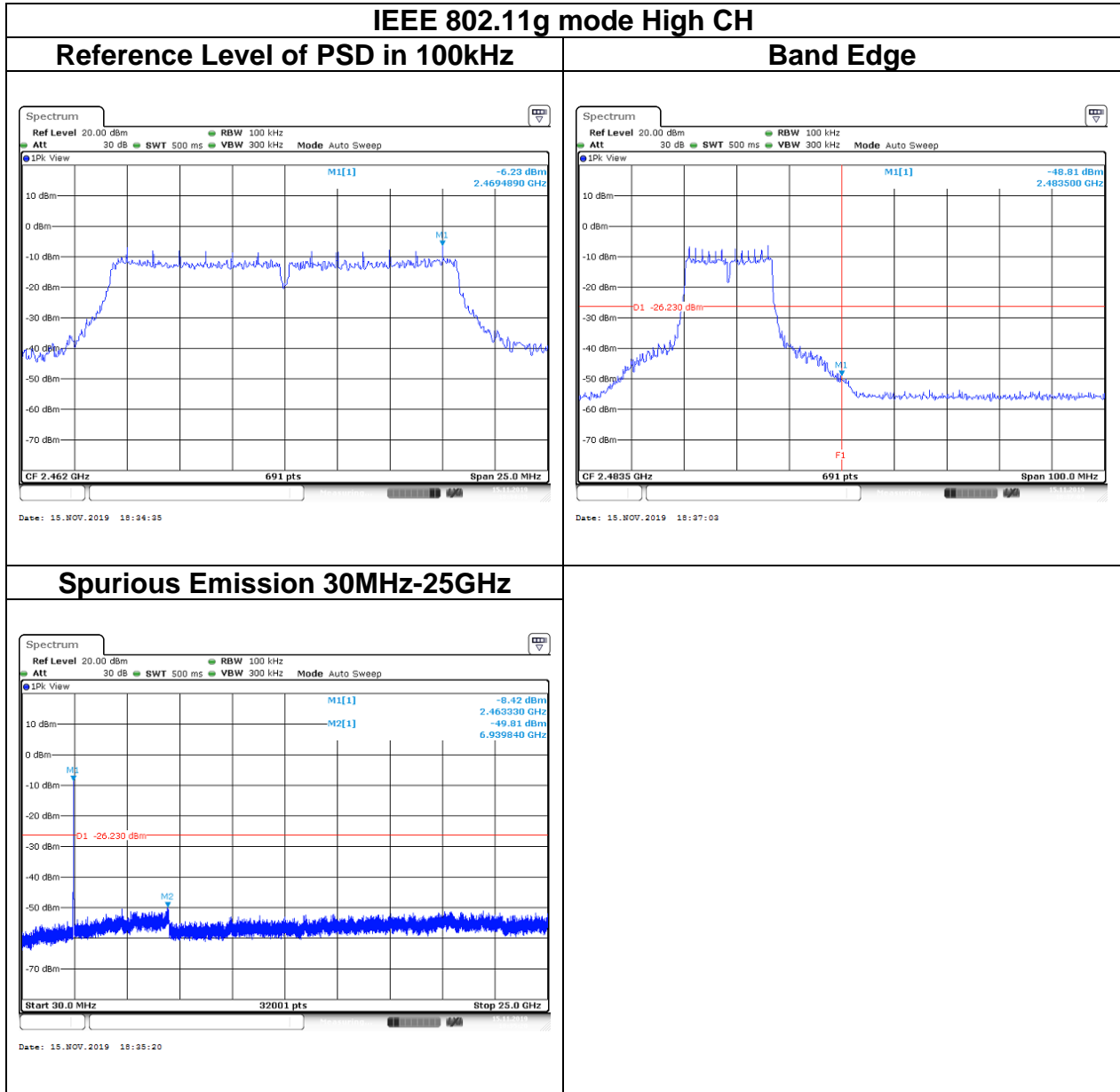


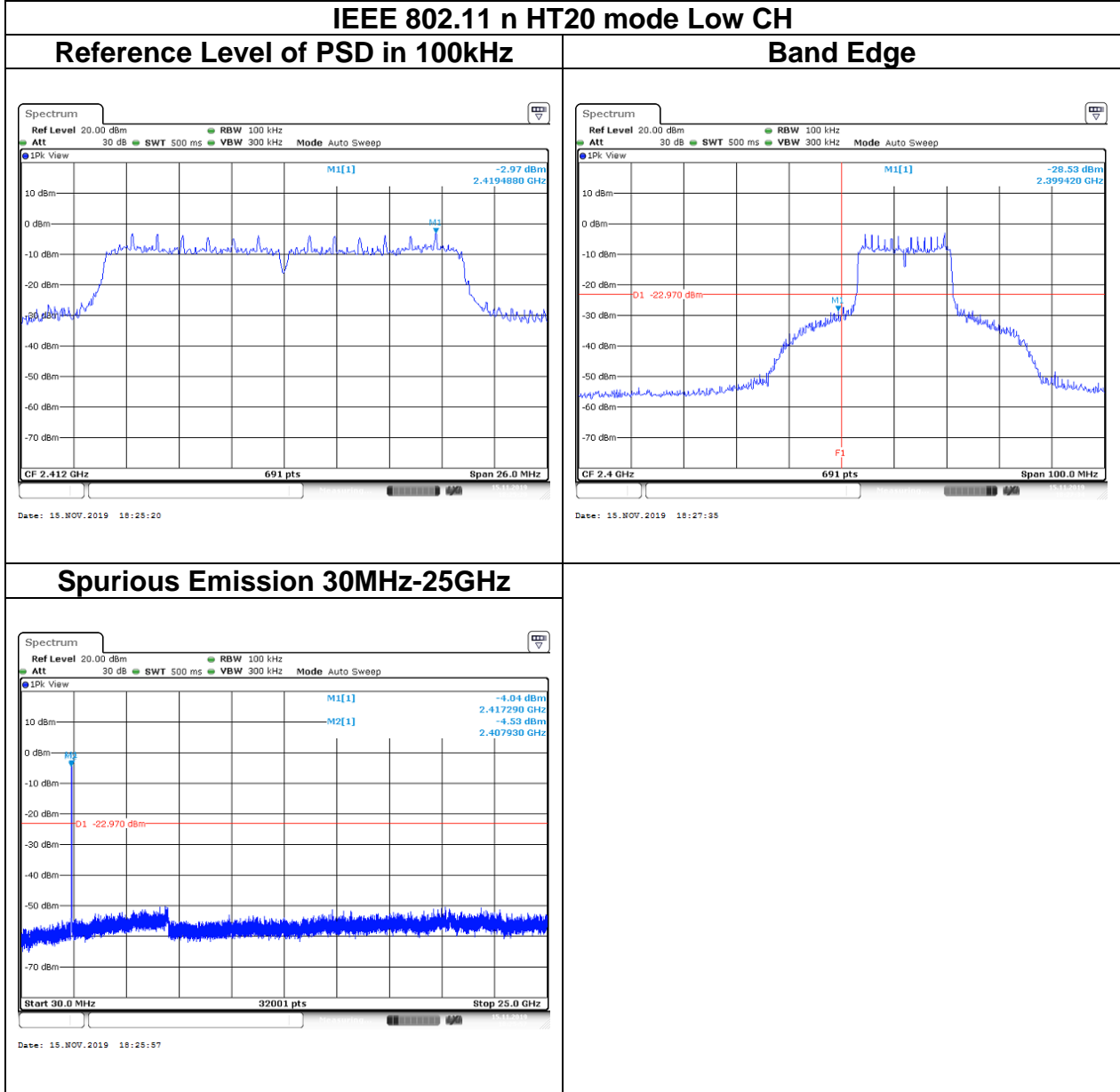
Report No.: T191104D01-RP1

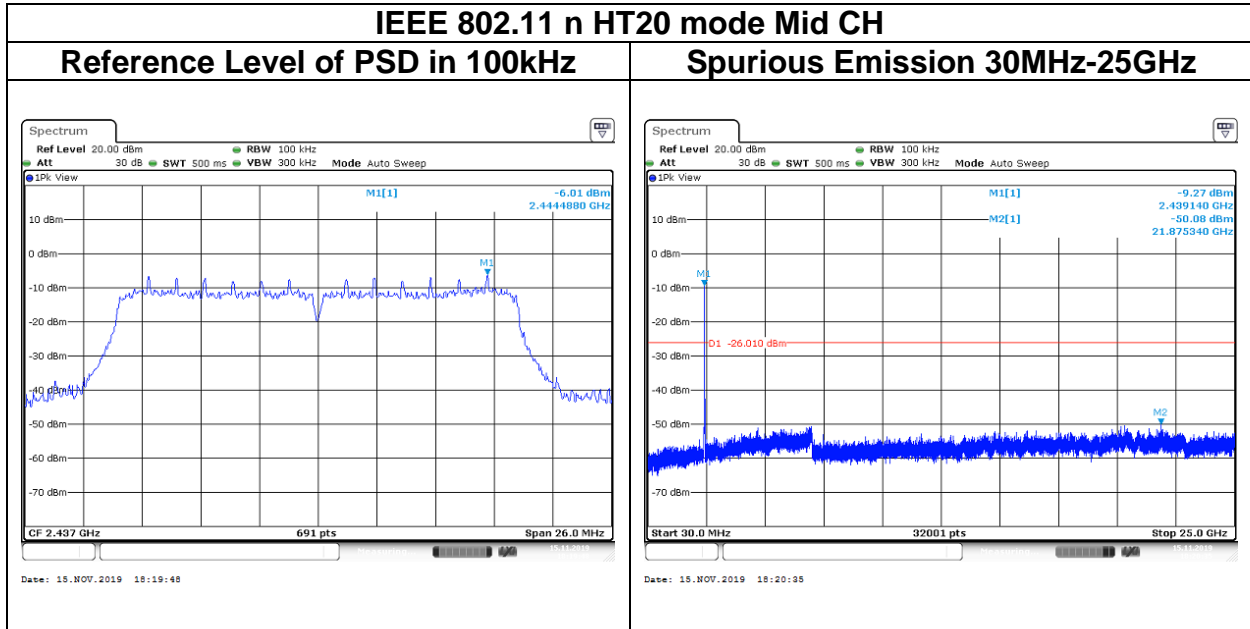




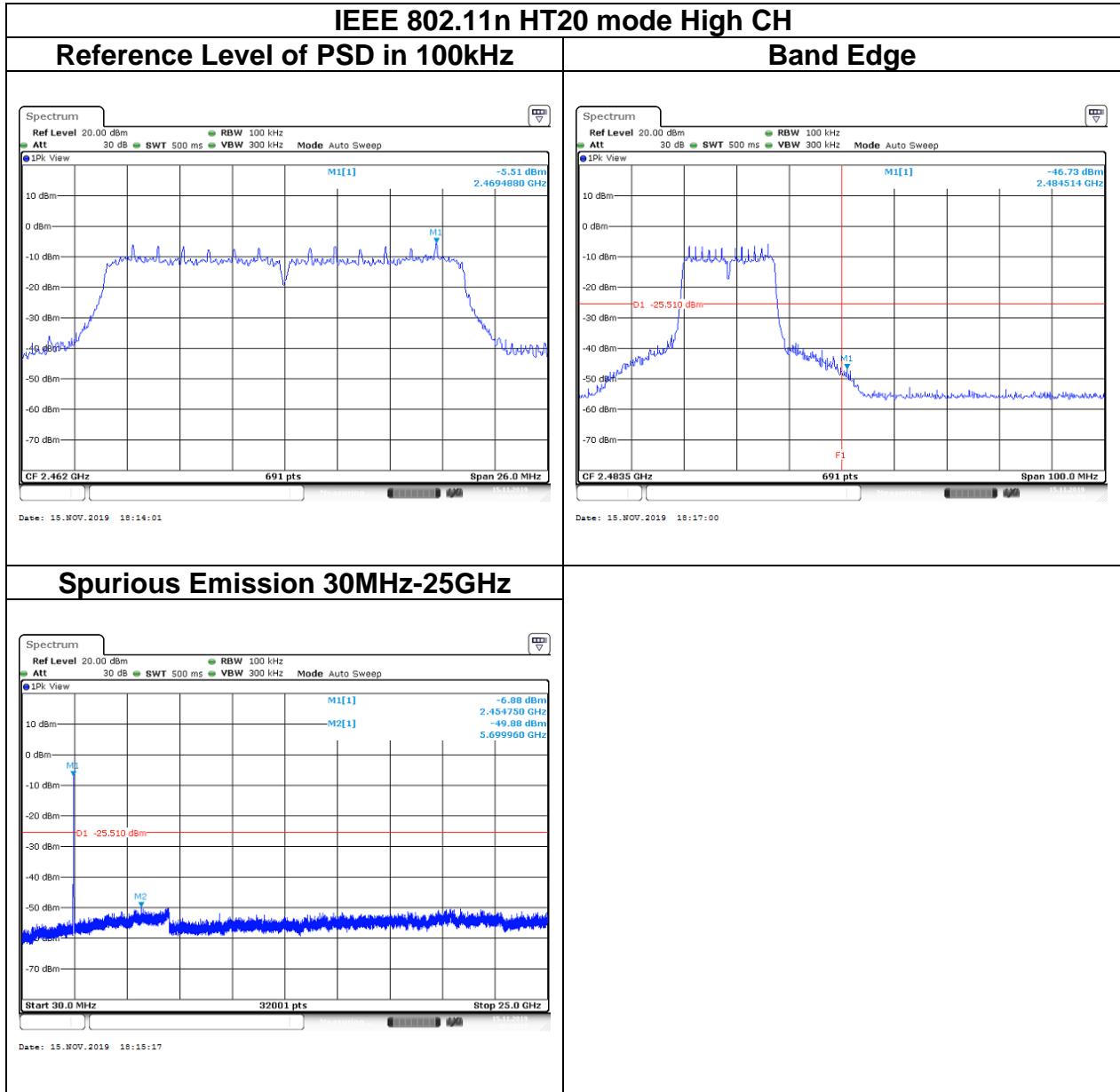
Report No.: T191104D01-RP1



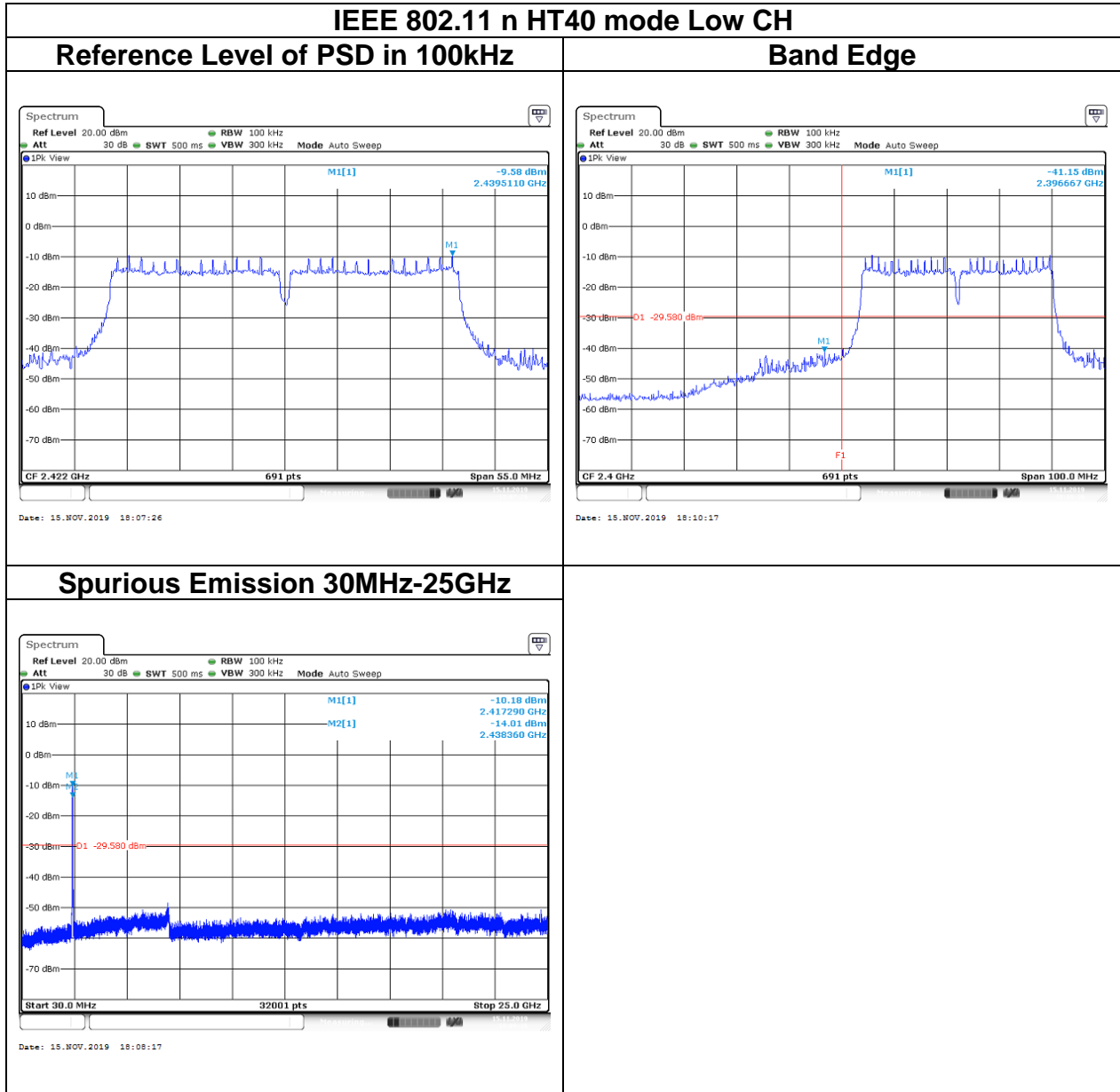




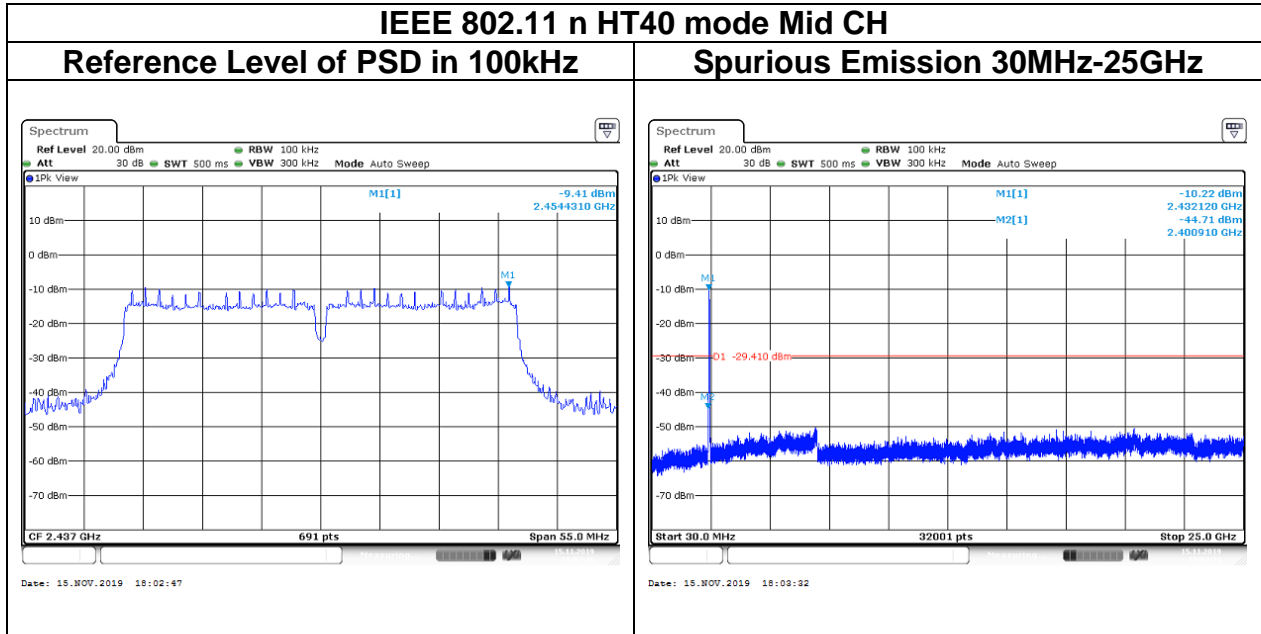
Report No.: T191104D01-RP1



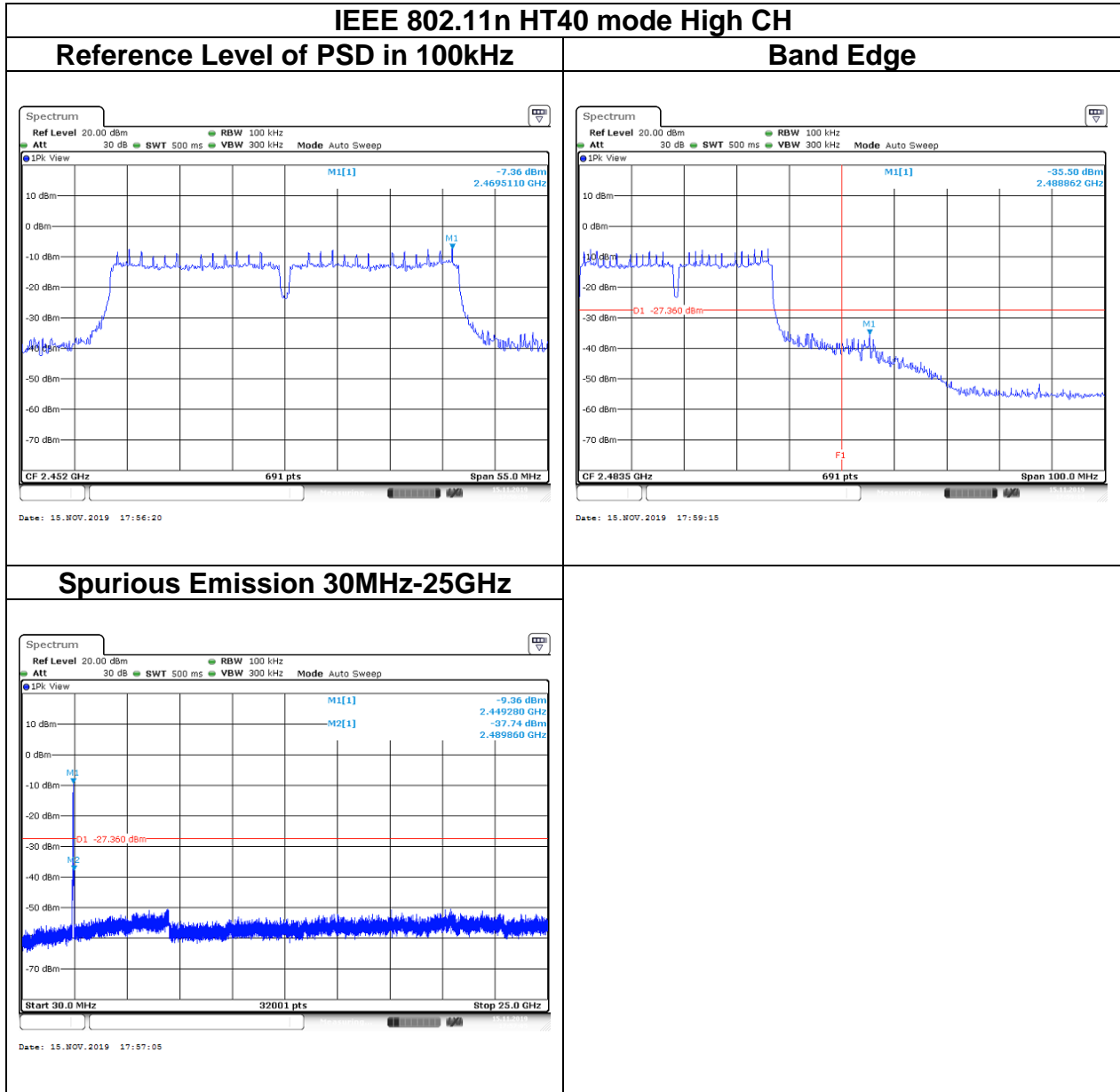
Report No.: T191104D01-RP1



Report No.: T191104D01-RP1



Report No.: T191104D01-RP1



Report No.: T191104D01-RP1

## 5.6 RADIATION BANDEDGE AND SPURIOUS EMISSION

### 5.6.1 Test Limit

FCC according to §15.247(d), §15.209 and §15.205,

In any 100 kHz bandwidth outside the authorized frequency band, all harmonic and spurious must be least 20 dB below the highest emission level with the authorized frequency band. Radiation emission which fall in the restricted bands must also follow the FCC section 15.209 as below limit in table.

#### Below 30 MHz

Frequency	Field Strength (microvolts/m)	Magnetic H-Field (microamperes/m)	Measurement Distance (metres)
9-490 kHz	2,400/F (F in kHz)	2,400/F (F in kHz)	300
490-1,705 kHz	24,000/F (F in kHz)	24,000/F (F in kHz)	30
1.705-30 MHz	30	N/A	30

#### Above 30 MHz

Frequency	Field Strength (microvolts/m)	Measurement Distance (metres)
30-88	100	3
88-216	150	3
216-960	200	3
Above 960	500	3



Report No.: T191104D01-RP1

## 5.6.2 Test Procedure

Test method Refer as KDB 558074 D01.

1. The EUT is placed on a turntable, Above 1 GHz is 1.5m and below 1 GHz is 0.8m above ground plane. The EUT Configured un accordance with ANSI C63.10: 2013, and the EUT set in a continuous mode.
2. The turntable shall be rotated for 360 degrees to determine the position of maximum emission level. And EUT is set 3m away from the receiving antenna, which is scanned from 1m to 4m above the ground plane to find out the highest emissions. Measurement are made polarized in both the vertical and the horizontal positions with antenna.
3. Span shall wide enough to full capture the emission measured. The SA from 9kHz to 26.5GHz set to the low, Mid and High channels with the EUT transmit.
4. The SA setting following :
  - (1) Below 1G : RBW = 100kHz, VBW  $\geq$  3 RBW, Sweep = Auto, Detector = Peak, Trace = Max hold.
  - (2) Above 1G :
    - (2.1) For Peak measurement : RBW = 1MHz, VBW  $\geq$  3 RBW, Sweep = Auto, Detector = Peak, Trace = Max hold.
    - (2.2) For Average measurement : RBW = 1MHz, VBW
      - If Duty Cycle  $\geq$  98%, VBW=10Hz.
      - If Duty Cycle < 98%, VBW=1/T.

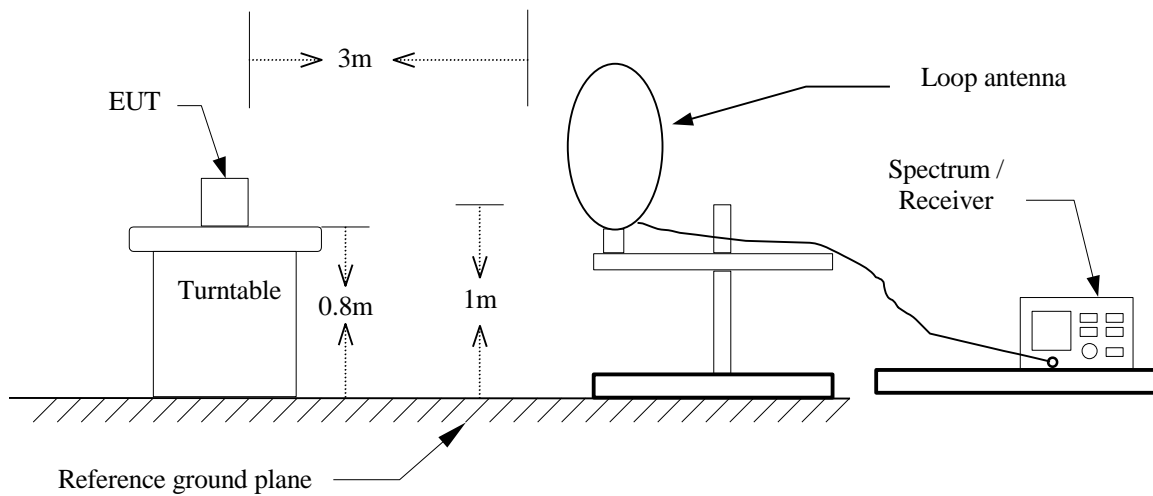
Remark:

1. Although these tests were performed other than open area test site, adequate comparison measurements were confirmed against 30 m open are test site. Therefore sufficient tests were made to demonstrate that the alternative site produces results that correlate with the ones of tests made in an open field based on KDB 414788.
2. No emission found between lowest internal used/generated frequency to 30MHz (9KHz~30MHz)

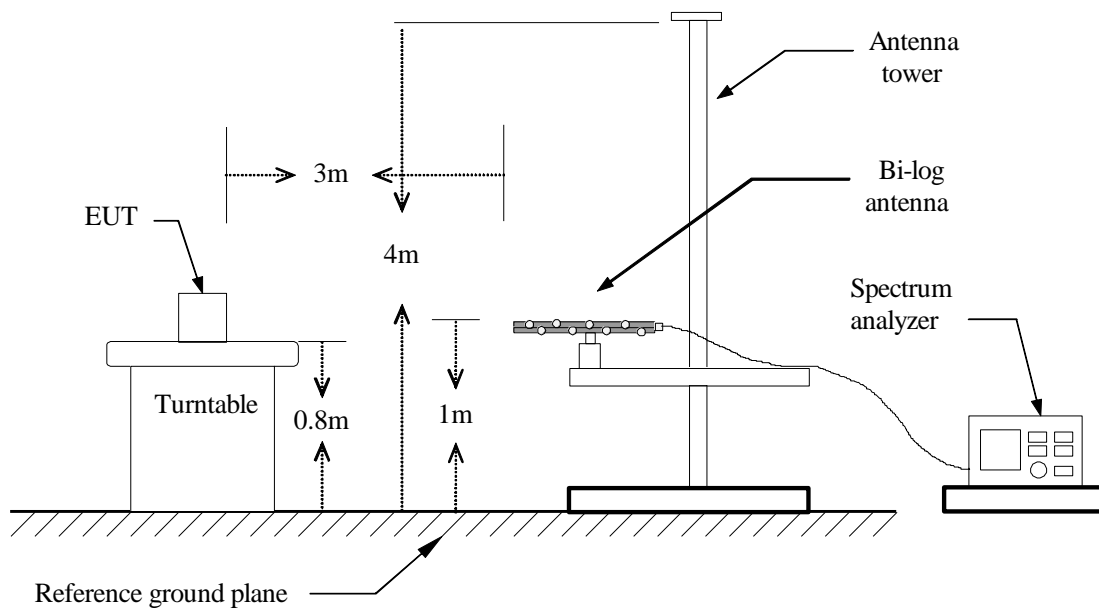
Report No.: T191104D01-RP1

## 5.6.3 Test Setup

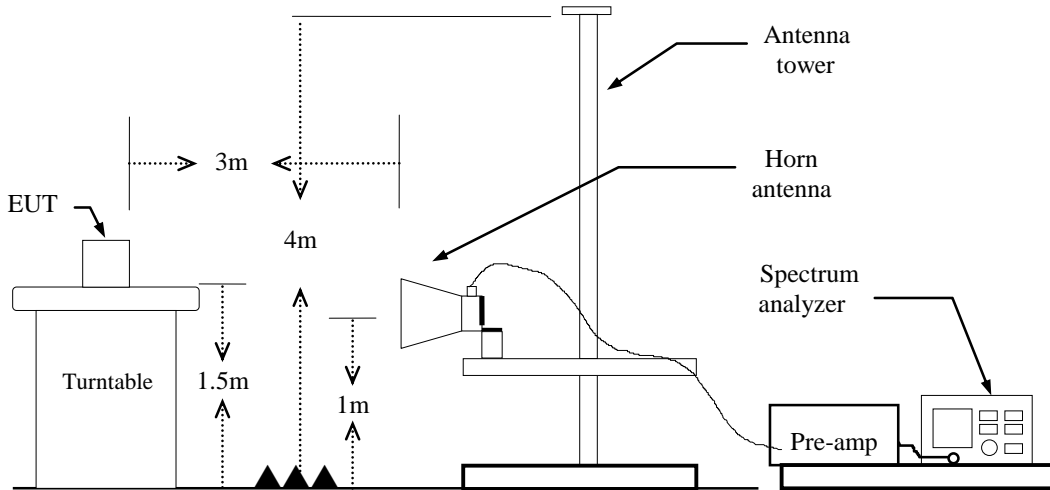
### 9kHz ~ 30MHz



### 30MHz ~ 1GHz



## Above 1 GHz

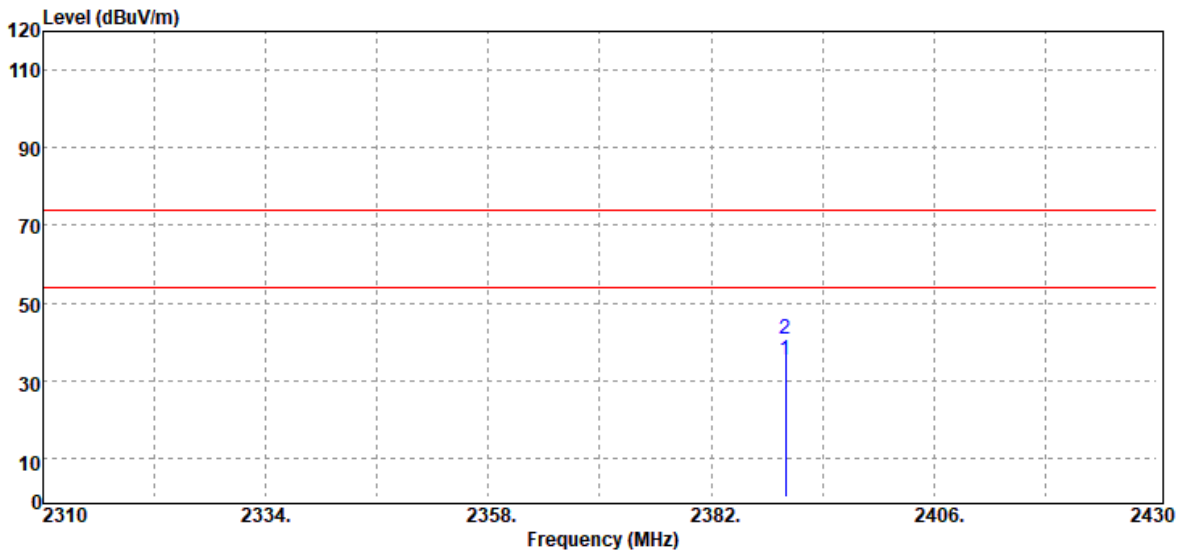


Report No.: T191104D01-RP1

### 5.6.4 Test Result

#### Band Edge Test Data

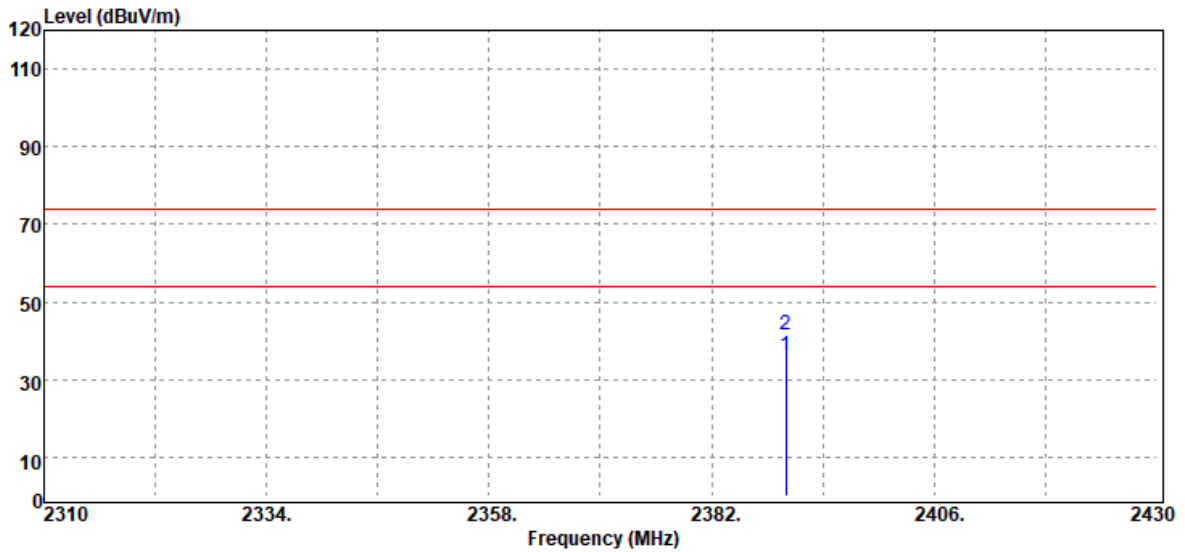
Test Mode	IEEE 802.11b Low CH	Temp/Hum	21.6(°C)/ 45%RH
Test Item	Band Edge	Test Date	November 18, 2019
Polarize	Vertical	Test Engineer	Dally Hong
Detector	Peak / Average		



Freq. MHz	Detector Mode PK/QP/AV	Spectrum Reading Level dB $\mu$ V	Factor dB	Actual FS dB $\mu$ V/m	Limit @3m dB $\mu$ V/m	Margin dB
2390.00	Average	38.92	-3.38	35.54	54.00	-18.46
2390.00	Peak	50.00	-3.38	46.62	74.00	-27.38

Report No.: T191104D01-RP1

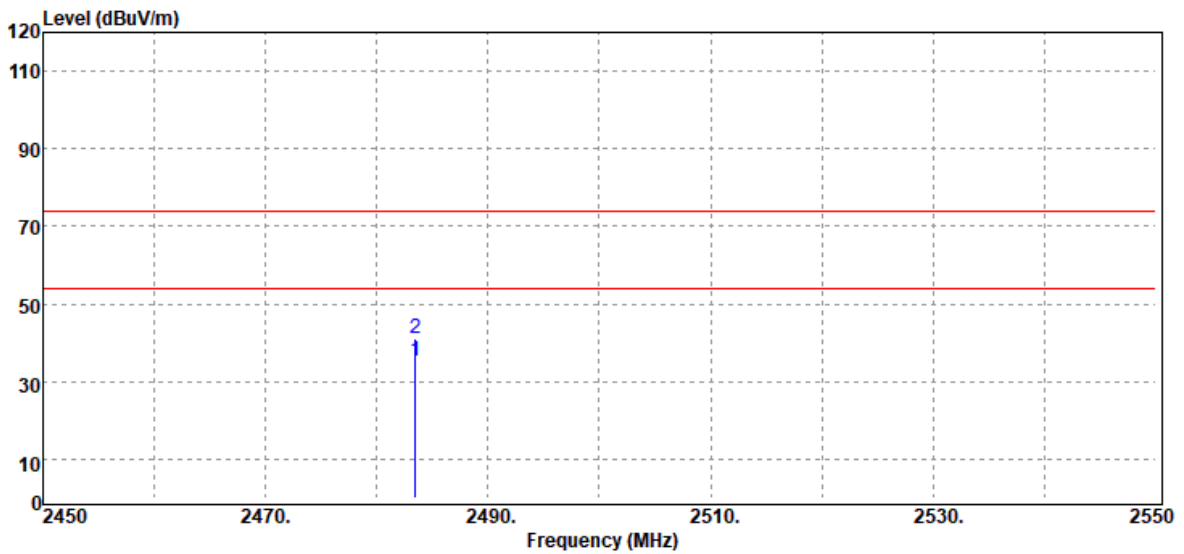
Test Mode	IEEE 802.11b Low CH	Temp/Hum	21.6(°C)/ 45%RH
Test Item	Band Edge	Test Date	November 18, 2019
Polarize	Horizontal	Test Engineer	Dally Hong
Detector	Peak / Average		



Freq. MHz	Detector Mode PK/QP/AV	Spectrum Reading Level dB $\mu$ V	Factor dB	Actual FS dB $\mu$ V/m	Limit @3m dB $\mu$ V/m	Margin dB
2390.00	Average	39.54	-3.38	36.16	54.00	-17.84
2390.00	Peak	44.95	-3.38	41.57	74.00	-32.43

Report No.: T191104D01-RP1

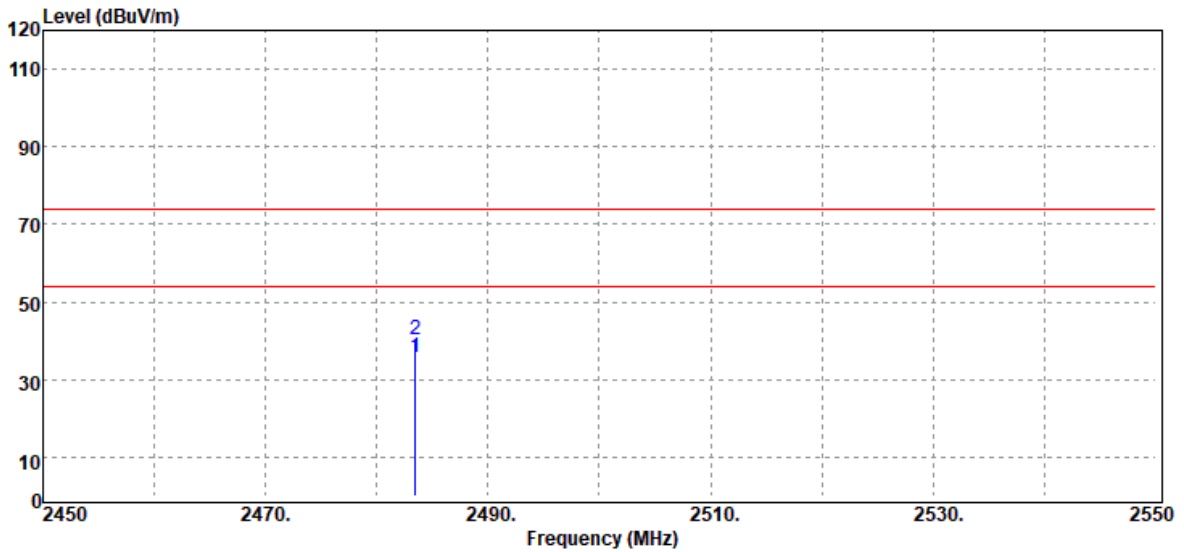
Test Mode	IEEE 802.11b high CH	Temp/Hum	23.4(°C)/ 50%RH
Test Item	Band Edge	Test Date	November 18, 2019
Polarize	Vertical	Test Engineer	Dally Hong
Detector	Peak / Average		



Freq. MHz	Detector Mode PK/QP/AV	Spectrum Reading Level dB $\mu$ V	Factor dB	Actual FS dB $\mu$ V/m	Limit @3m dB $\mu$ V/m	Margin dB
2483.50	Average	37.97	-2.83	35.14	54.00	-18.86
2483.50	Peak	43.74	-2.83	40.91	74.00	-33.09

Report No.: T191104D01-RP1

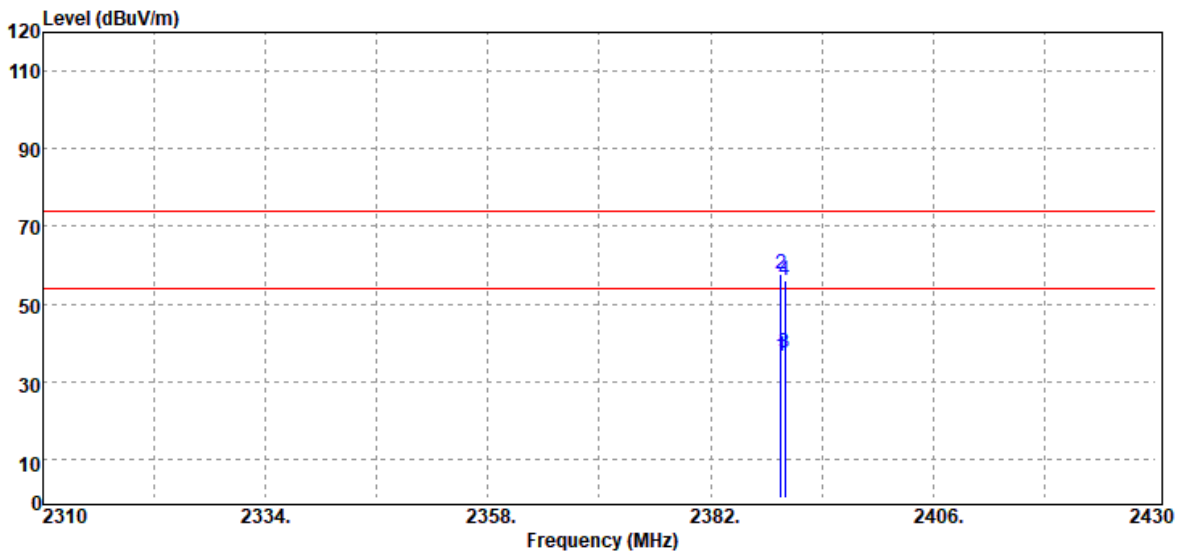
Test Mode	IEEE 802.11b high CH	Temp/Hum	23.4(°C)/ 50%RH
Test Item	Band Edge	Test Date	November 18, 2019
Polarize	Horizontal	Test Engineer	Dally Hong
Detector	Peak / Average		



Freq. MHz	Detector Mode PK/QP/AV	Spectrum Reading Level dB $\mu$ V	Factor dB	Actual FS dB $\mu$ V/m	Limit @3m dB $\mu$ V/m	Margin dB
2483.50	Average	38.70	-2.83	35.87	54.00	-18.13
2483.50	Peak	43.28	-2.83	40.45	74.00	-33.55

Report No.: T191104D01-RP1

Test Mode	IEEE 802.11g Low CH	Temp/Hum	21.6(°C)/ 45%RH
Test Item	Band Edge	Test Date	November 18, 2019
Polarize	Vertical	Test Engineer	Dally Hong
Detector	Peak / Average		

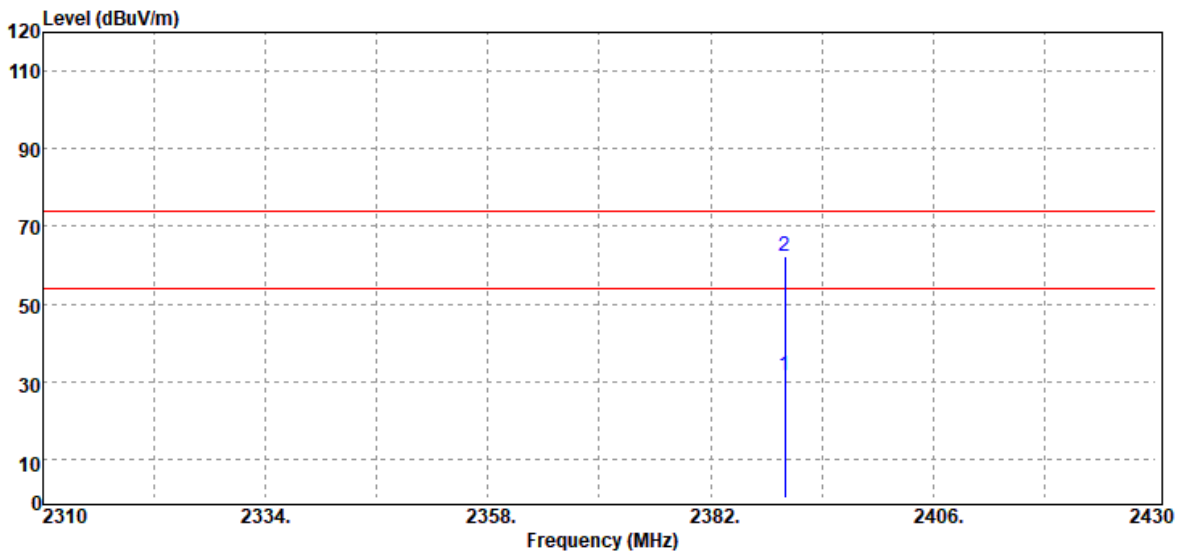


Freq. MHz	Detector Mode PK/QP/AV	Spectrum Reading Level dB $\mu$ V	Factor dB	Actual FS dB $\mu$ V/m	Limit @3m dB $\mu$ V/m	Margin dB
2389.56	Average	39.76	-3.39	36.37	54.00	-17.63
2389.56	Peak	61.03	-3.39	57.64	74.00	-16.36
2390.00	Average	40.79	-3.38	37.41	54.00	-16.59
2390.00	Peak	59.52	-3.38	56.14	74.00	-17.86



Report No.: T191104D01-RP1

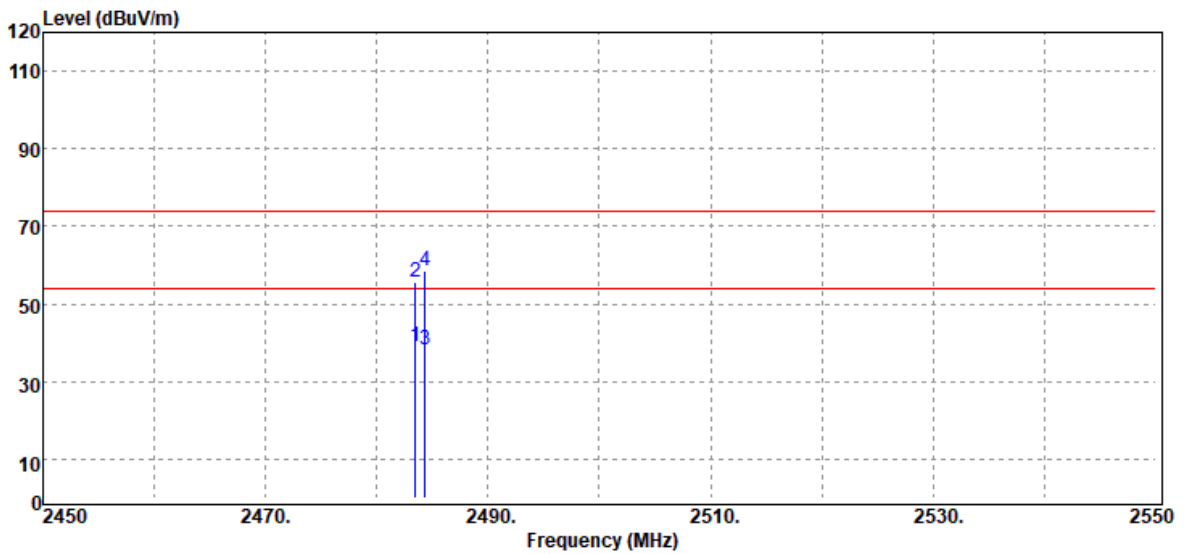
Test Mode	IEEE 802.11g Low CH	Temp/Hum	21.6(°C)/ 45%RH
Test Item	Band Edge	Test Date	November 18, 2019
Polarize	Horizontal	Test Engineer	Dally Hong
Detector	Peak / Average		



Freq. MHz	Detector Mode PK/QP/AV	Spectrum Reading Level dB $\mu$ V	Factor dB	Actual FS dB $\mu$ V/m	Limit @3m dB $\mu$ V/m	Margin dB
2390.00	Average	34.86	-3.38	31.48	54.00	-22.52
2390.00	Peak	65.70	-3.38	62.32	74.00	-11.68

Report No.: T191104D01-RP1

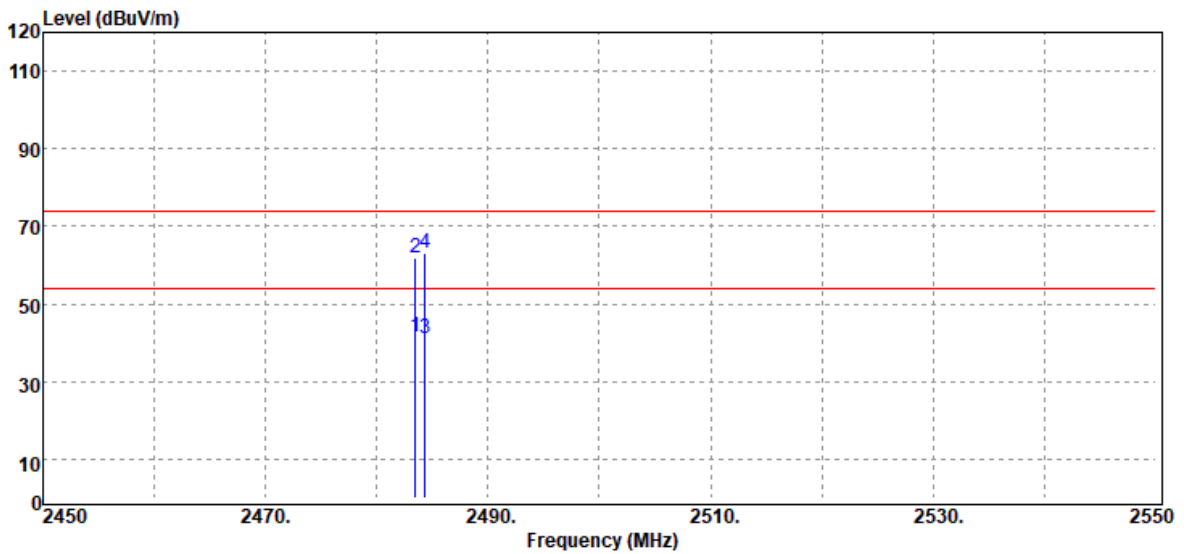
Test Mode	IEEE 802.11g high CH	Temp/Hum	23.4(°C)/ 50%RH
Test Item	Band Edge	Test Date	November 18, 2019
Polarize	Vertical	Test Engineer	Dally Hong
Detector	Peak / Average		



Freq. MHz	Detector Mode PK/QP/AV	Spectrum Reading Level dB $\mu$ V	Factor dB	Actual FS dB $\mu$ V/m	Limit @3m dB $\mu$ V/m	Margin dB
2483.50	Average	41.87	-2.83	39.04	54.00	-14.96
2483.50	Peak	58.51	-2.83	55.68	74.00	-18.32
2484.30	Average	40.84	-2.82	38.02	54.00	-15.98
2484.30	Peak	61.30	-2.82	58.48	74.00	-15.52

Report No.: T191104D01-RP1

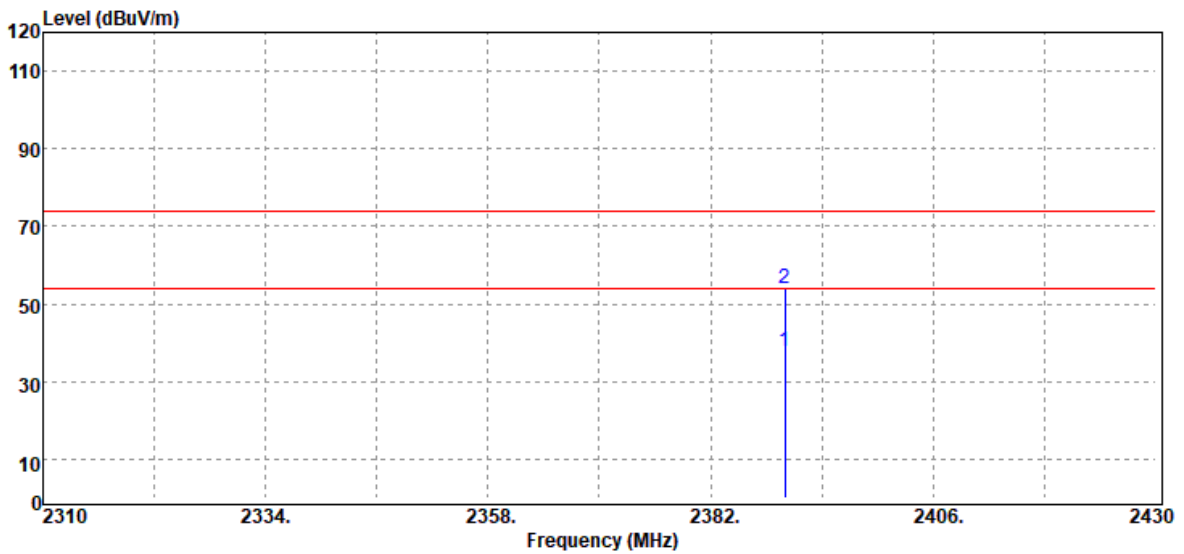
Test Mode	IEEE 802.11g Low CH	Temp/Hum	23.4(°C)/ 50%RH
Test Item	Band Edge	Test Date	November 18, 2019
Polarize	Horizontal	Test Engineer	Dally Hong
Detector	Peak / Average		



Freq. MHz	Detector Mode PK/QP/AV	Spectrum Reading Level dB $\mu$ V	Factor dB	Actual FS dB $\mu$ V/m	Limit @3m dB $\mu$ V/m	Margin dB
2483.50	Average	44.32	-2.83	41.49	54.00	-12.51
2483.50	Peak	64.66	-2.83	61.83	74.00	-12.17
2484.30	Average	43.92	-2.82	41.10	54.00	-12.90
2484.30	Peak	65.76	-2.82	62.94	74.00	-11.06

Report No.: T191104D01-RP1

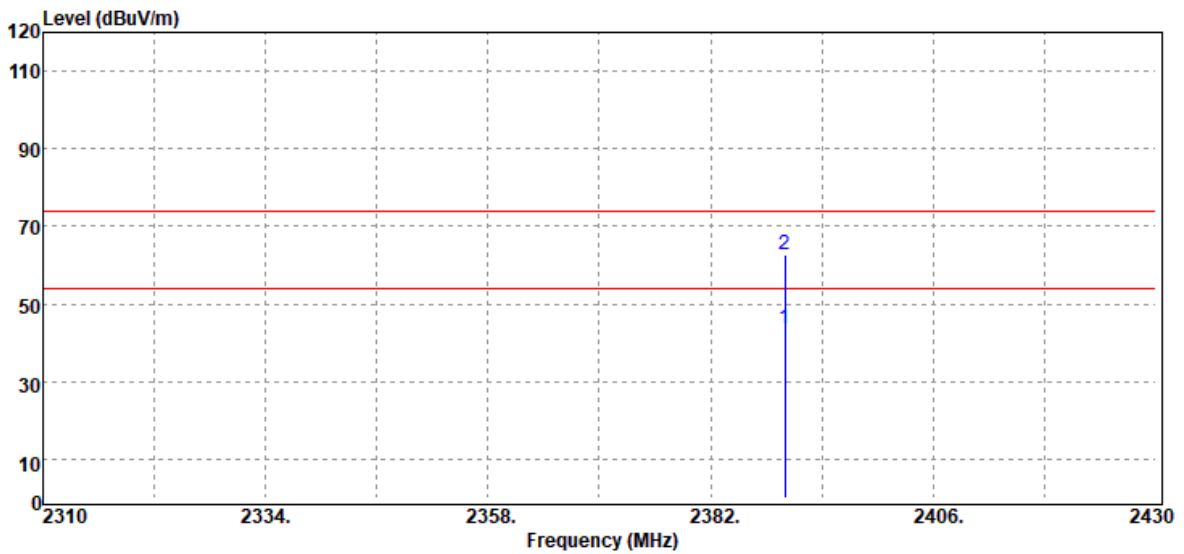
Test Mode	IEEE 802.11n HT20 Low CH	Temp/Hum	21.6(°C)/ 45%RH
Test Item	Band Edge	Test Date	November 18, 2019
Polarize	Vertical	Test Engineer	Dally Hong
Detector	Peak / Average		



Freq. MHz	Detector Mode PK/QP/AV	Spectrum Reading Level dB $\mu$ V	Factor dB	Actual FS dB $\mu$ V/m	Limit @3m dB $\mu$ V/m	Margin dB
2390.00	Average	41.20	-3.38	37.82	54.00	-16.18
2390.00	Peak	57.22	-3.38	53.84	74.00	-20.16

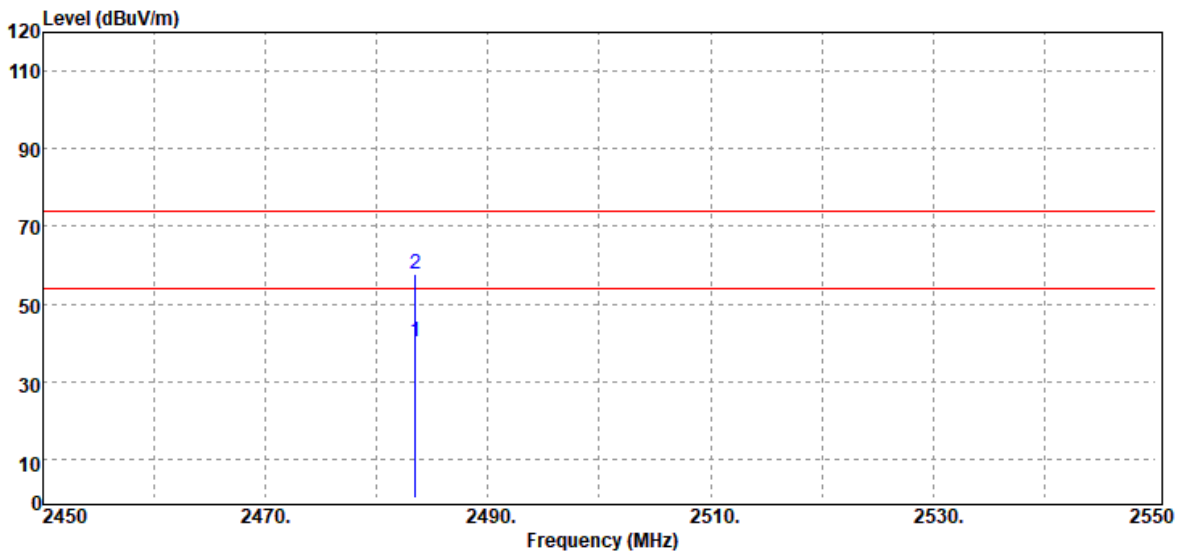
Report No.: T191104D01-RP1

Test Mode	IEEE 802.11n HT20 Low CH	Temp/Hum	21.6(°C)/ 45%RH
Test Item	Band Edge	Test Date	November 18, 2019
Polarize	Horizontal	Test Engineer	Dally Hong
Detector	Peak / Average		



Freq. MHz	Detector Mode PK/QP/AV	Spectrum Reading Level dB $\mu$ V	Factor dB	Actual FS dB $\mu$ V/m	Limit @3m dB $\mu$ V/m	Margin dB
2390.00	Average	46.78	-3.38	43.40	54.00	-10.60
2390.00	Peak	66.10	-3.38	62.72	74.00	-11.28

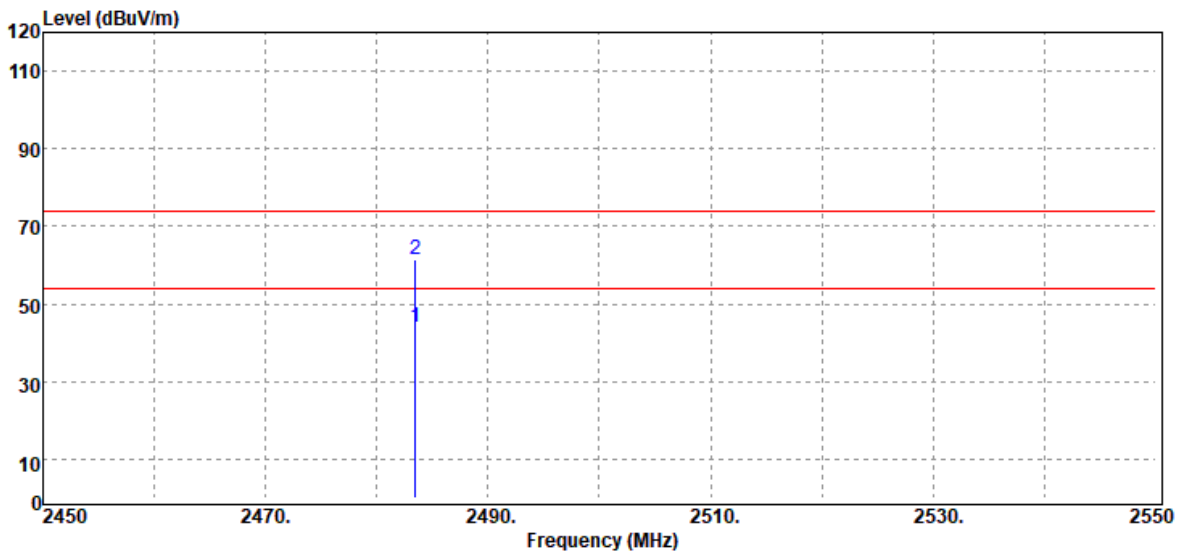
Test Mode	IEEE 802.11n HT20 high CH	Temp/Hum	23.4(°C)/ 50%RH
Test Item	Band Edge	Test Date	November 18, 2019
Polarize	Vertical	Test Engineer	Dally Hong
Detector	Peak / Average		



Freq. MHz	Detector Mode PK/QP/AV	Spectrum Reading Level dBμV	Factor dB	Actual FS dBμV/m	Limit @3m dBμV/m	Margin dB
2483.50	Average	43.03	-2.83	40.20	54.00	-13.80
2483.50	Peak	60.57	-2.83	57.74	74.00	-16.26

Report No.: T191104D01-RP1

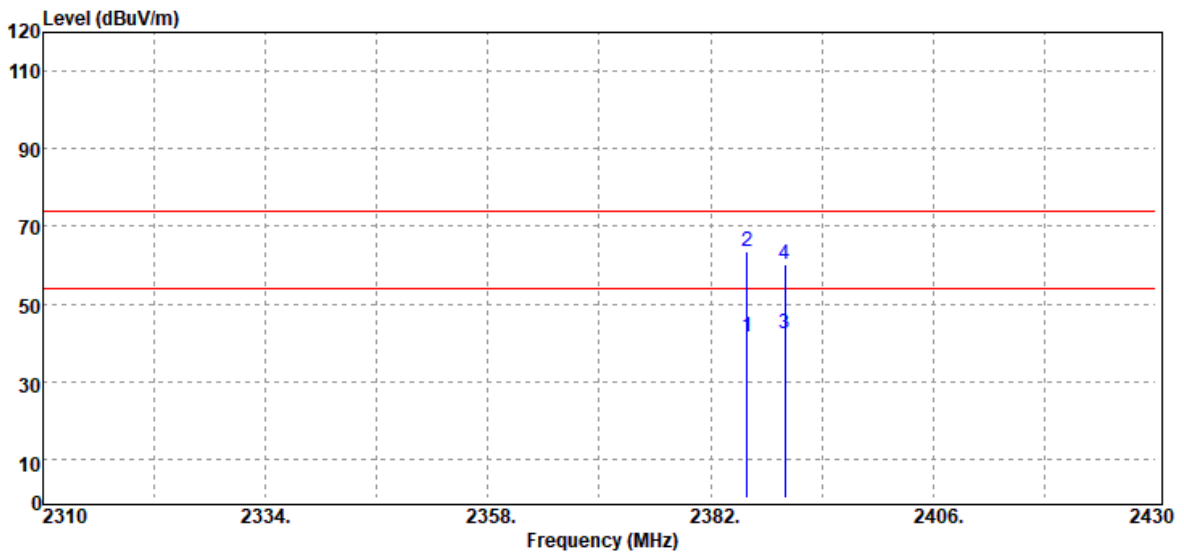
Test Mode	IEEE 802.11n HT20 high CH	Temp/Hum	23.4(°C)/ 50%RH
Test Item	Band Edge	Test Date	November 18, 2019
Polarize	Horizontal	Test Engineer	Dally Hong
Detector	Peak / Average		



Freq. MHz	Detector Mode PK/QP/AV	Spectrum Reading Level dB $\mu$ V	Factor dB	Actual FS dB $\mu$ V/m	Limit @3m dB $\mu$ V/m	Margin dB
2483.50	Average	46.91	-2.83	44.08	54.00	-9.92
2483.50	Peak	64.39	-2.83	61.56	74.00	-12.44

Report No.: T191104D01-RP1

Test Mode	IEEE 802.11n HT40 Low CH	Temp/Hum	21.6(°C)/ 45%RH
Test Item	Band Edge	Test Date	November 18, 2019
Polarize	Vertical	Test Engineer	Dally Hong
Detector	Peak / Average		

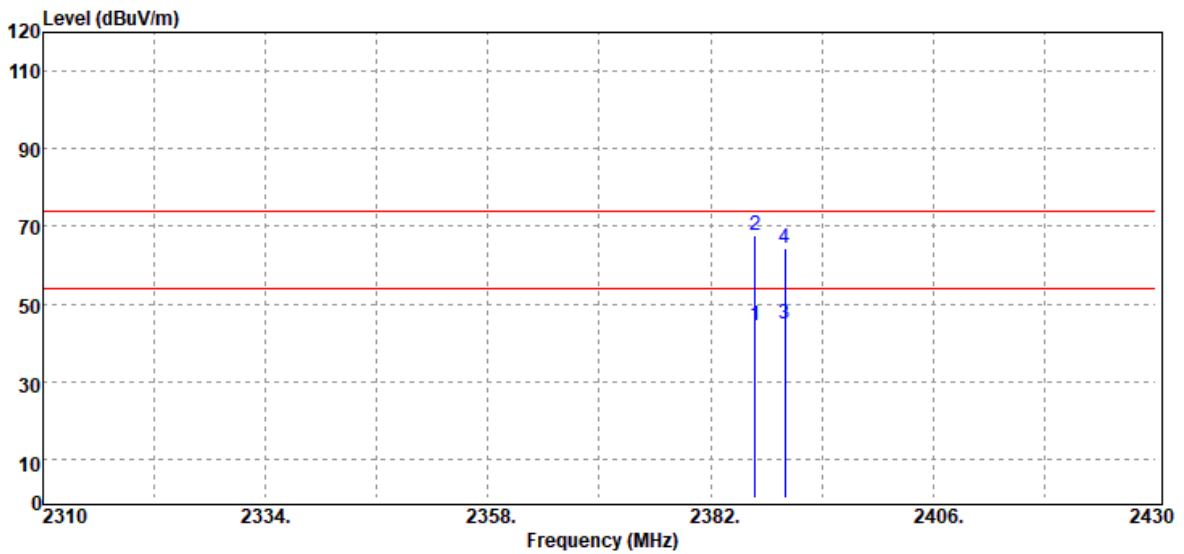


Freq. MHz	Detector Mode PK/QP/AV	Spectrum Reading Level dB $\mu$ V	Factor dB	Actual FS dB $\mu$ V/m	Limit @3m dB $\mu$ V/m	Margin dB
2385.96	Average	45.05	-3.38	41.67	54.00	-12.33
2385.96	Peak	66.85	-3.38	63.47	74.00	-10.53
2390.00	Average	45.79	-3.38	42.41	54.00	-11.59
2390.00	Peak	63.44	-3.38	60.06	74.00	-13.94



Report No.: T191104D01-RP1

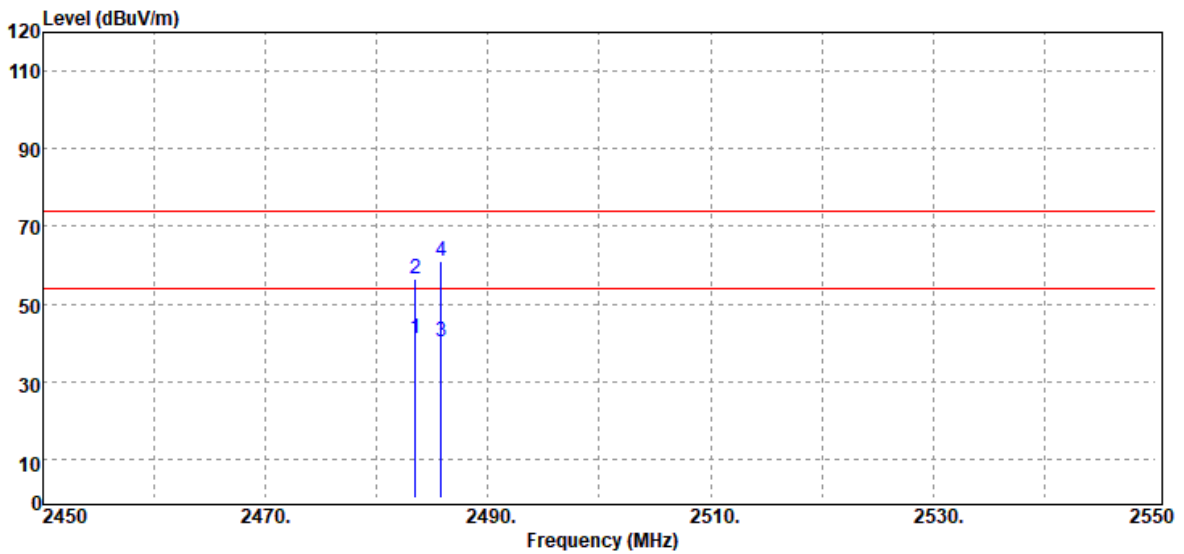
Test Mode	IEEE 802.11n HT40 Low CH	Temp/Hum	21.6(°C)/ 45%RH
Test Item	Band Edge	Test Date	November 18, 2019
Polarize	Horizontal	Test Engineer	Dally Hong
Detector	Peak / Average		



Freq. MHz	Detector Mode PK/QP/AV	Spectrum Reading Level dB $\mu$ V	Factor dB	Actual FS dB $\mu$ V/m	Limit @3m dB $\mu$ V/m	Margin dB
2386.80	Average	48.02	-3.38	44.64	54.00	-9.36
2386.80	Peak	71.14	-3.38	67.76	74.00	-6.24
2390.00	Average	48.39	-3.38	45.01	54.00	-8.99
2390.00	Peak	67.54	-3.38	64.16	74.00	-9.84

Report No.: T191104D01-RP1

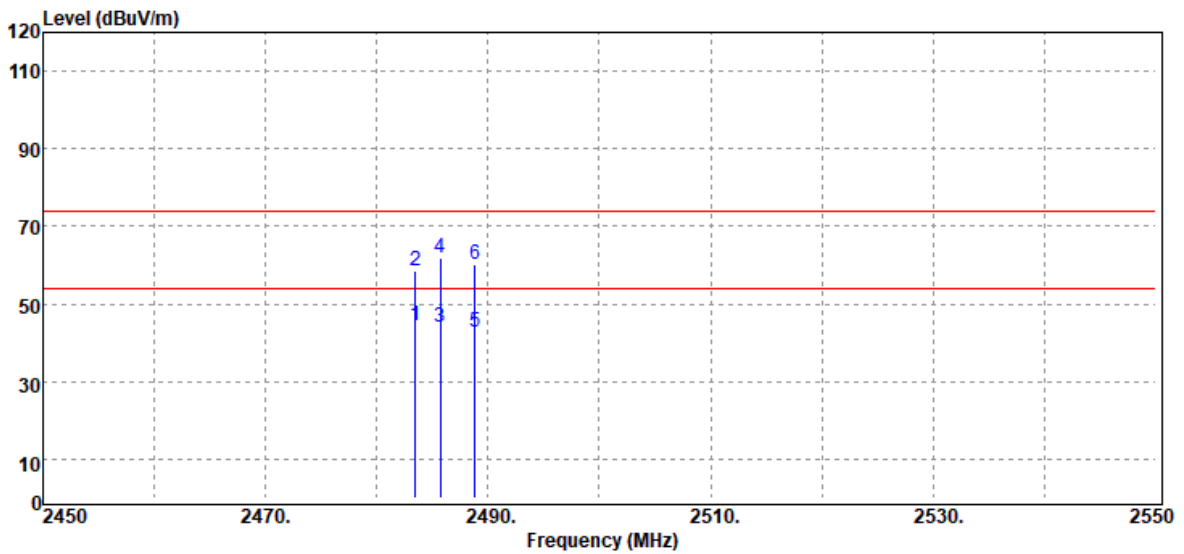
Test Mode	IEEE 802.11n HT40 high CH	Temp/Hum	21.6(°C)/ 45%RH
Test Item	Band Edge	Test Date	November 18, 2019
Polarize	Vertical	Test Engineer	Dally Hong
Detector	Peak / Average		



Freq. MHz	Detector Mode PK/QP/AV	Spectrum Reading Level dB $\mu$ V	Factor dB	Actual FS dB $\mu$ V/m	Limit @3m dB $\mu$ V/m	Margin dB
2483.50	Average	43.75	-2.83	40.92	54.00	-13.08
2483.50	Peak	59.48	-2.83	56.65	74.00	-17.35
2485.80	Average	43.26	-2.82	40.44	54.00	-13.56
2485.80	Peak	63.66	-2.82	60.84	74.00	-13.16

Report No.: T191104D01-RP1

Test Mode	IEEE 802.11n HT40 high CH	Temp/Hum	21.6(°C)/ 45%RH
Test Item	Band Edge	Test Date	November 18, 2019
Polarize	Horizontal	Test Engineer	Dally Hong
Detector	Peak / Average		

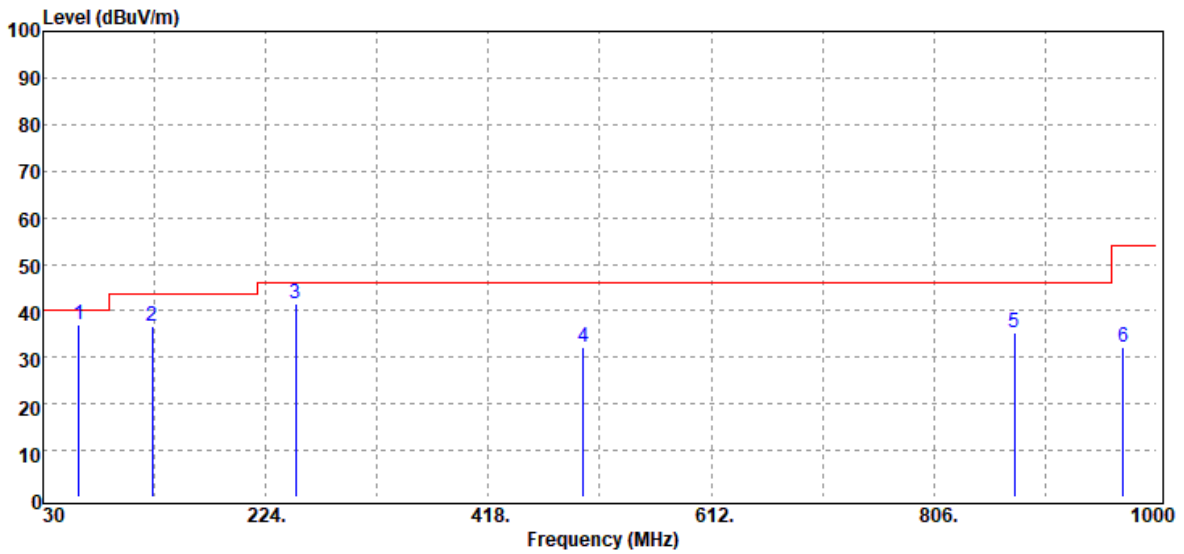


Freq. MHz	Detector Mode PK/QP/AV	Spectrum Reading Level dB $\mu$ V	Factor dB	Actual FS dB $\mu$ V/m	Limit @3m dB $\mu$ V/m	Margin dB
2483.50	Average	47.33	-2.83	44.50	54.00	-9.50
2483.50	Peak	61.25	-2.83	58.42	74.00	-15.58
2485.70	Average	46.74	-2.82	43.92	54.00	-10.08
2485.70	Peak	64.48	-2.82	61.66	74.00	-12.34
2488.80	Average	45.63	-2.79	42.84	54.00	-11.16
2488.80	Peak	62.99	-2.79	60.20	74.00	-13.80

Report No.: T191104D01-RP1

**Below 1G Test Data**

Test Mode	IEEE 802.11g Mid CH	Temp/Hum	21.6(°C)/ 45%RH
Test Item	30MHz-1GHz	Test Date	November 18, 2019
Polarize	Vertical	Test Engineer	Dally Hong
Detector	Peak		

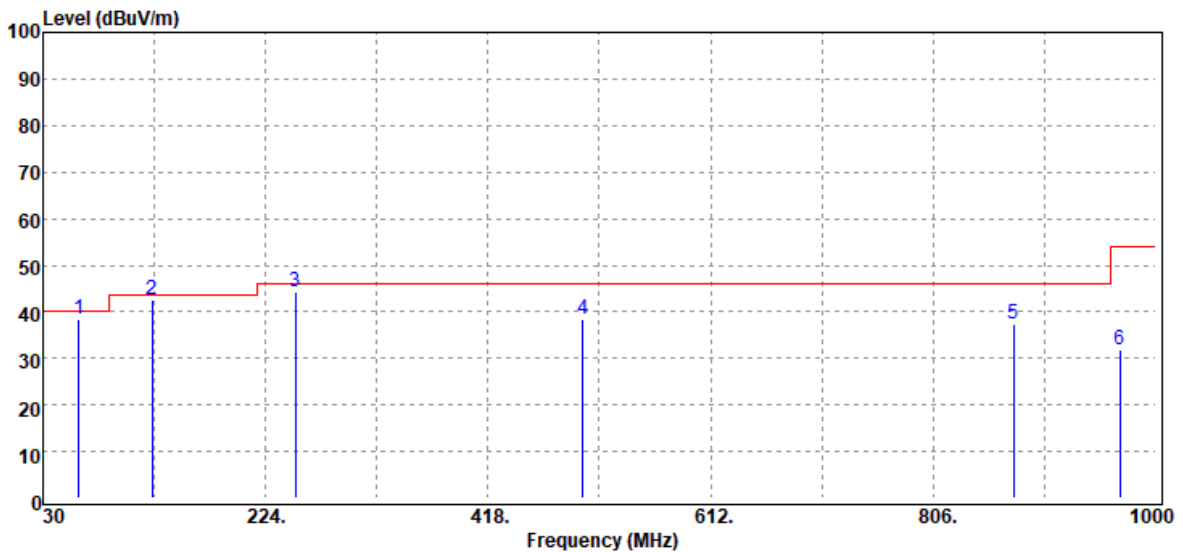


Freq. MHz	Detector Mode PK/QP/AV	Spectrum Reading Level dBμV	Factor dB	Actual FS dBμV/m	Limit @3m dBμV/m	Margin dB
61.04	Peak	52.55	-15.64	36.91	40.00	-3.09
125.06	Peak	45.49	-8.80	36.69	43.50	-6.81
250.19	Peak	51.97	-10.40	41.57	46.00	-4.43
500.45	Peak	35.21	-2.93	32.28	46.00	-13.72
875.84	Peak	31.98	3.30	35.28	46.00	-10.72
970.90	Peak	26.72	5.37	32.09	54.00	-21.91

Note: No emission found between lowest internal used/generated frequency to 30MHz(9KHz~30MHz)

Report No.: T191104D01-RP1

Test Mode	IEEE 802.11g Mid CH	Temp/Hum	21.6(°C)/ 45%RH
Test Item	30MHz-1GHz	Test Date	November 18, 2019
Polarize	Horizontal	Test Engineer	Dally Hong
Detector	Peak		



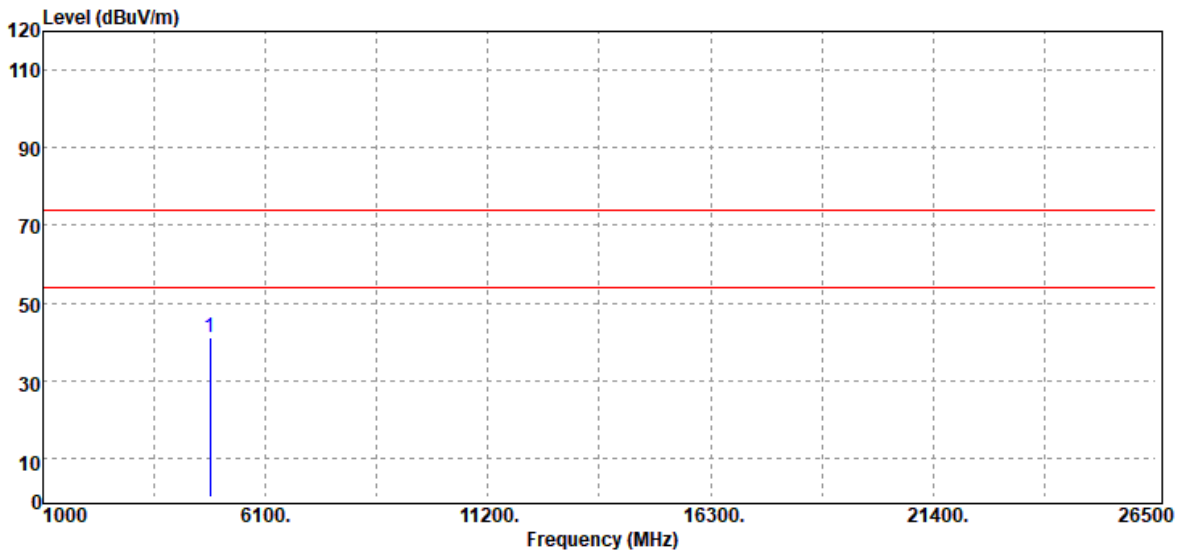
Freq. MHz	Detector Mode PK/QP/AV	Spectrum Reading Level dB $\mu$ V	Factor dB	Actual FS dB $\mu$ V/m	Limit @3m dB $\mu$ V/m	Margin dB
61.04	Peak	54.12	-15.64	38.48	40.00	-1.52
125.06	Peak	51.35	-8.80	42.55	43.50	-0.95
250.19	Peak	54.59	-10.40	44.19	46.00	-1.81
500.45	Peak	41.32	-2.93	38.39	46.00	-7.61
875.84	Peak	34.07	3.30	37.37	46.00	-8.63
968.96	Peak	26.67	5.23	31.90	54.00	-22.10

Note: No emission found between lowest internal used/generated frequency to 30MHz(9KHz~30MHz)

Report No.: T191104D01-RP1

**Above 1G Test Data**

Test Mode	IEEE 802.11b Low CH	Temp/Hum	21.6(°C)/ 45%RH
Test Item	Harmonic	Test Date	November 18, 2019
Polarize	Vertical	Test Engineer	Dally Hong
Detector	Peak		



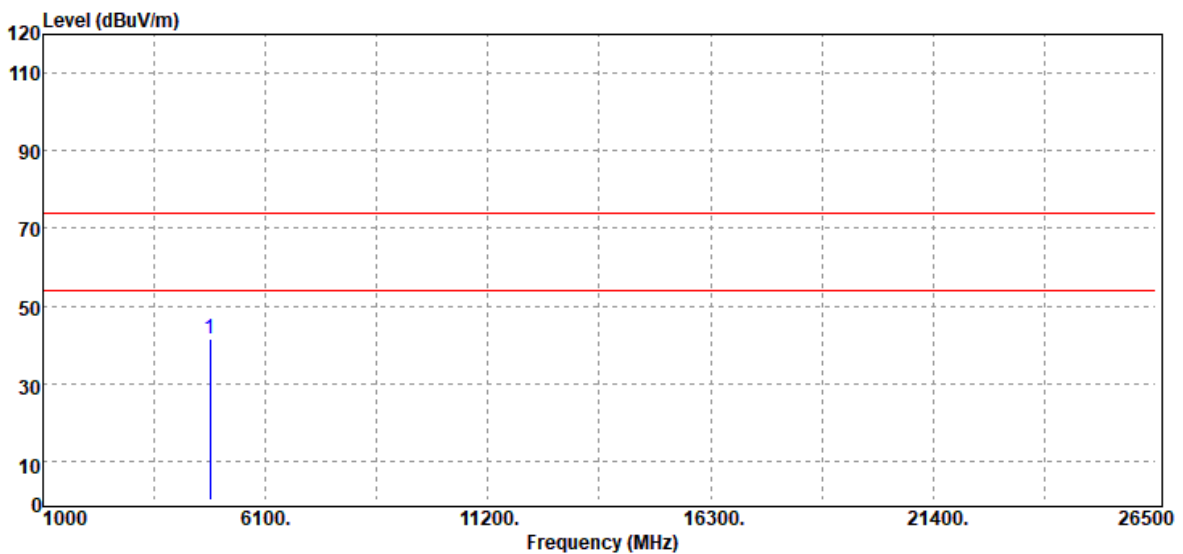
Frequency (MHz)	Reading (dBuV)	Correct Factor (dB/m)	Result (dBuV/m)	Limit (dBuV/m)	Margin (dB)	Remark
4824.00	38.32	2.84	41.16	74.00	-32.84	Peak
N/A						

**Remark:**

1. Measuring frequencies from 1 GHz to the 10th harmonic of highest fundamental frequency.
2. For above 1GHz, the EUT peak value was under average limit, therefore the Average value compliance with the average limit

Report No.: T191104D01-RP1

Test Mode	IEEE 802.11b Low CH	Temp/Hum	21.6(°C)/ 45%RH
Test Item	Harmonic	Test Date	November 18, 2019
Polarize	Horizontal	Test Engineer	Dally Hong
Detector	Peak		



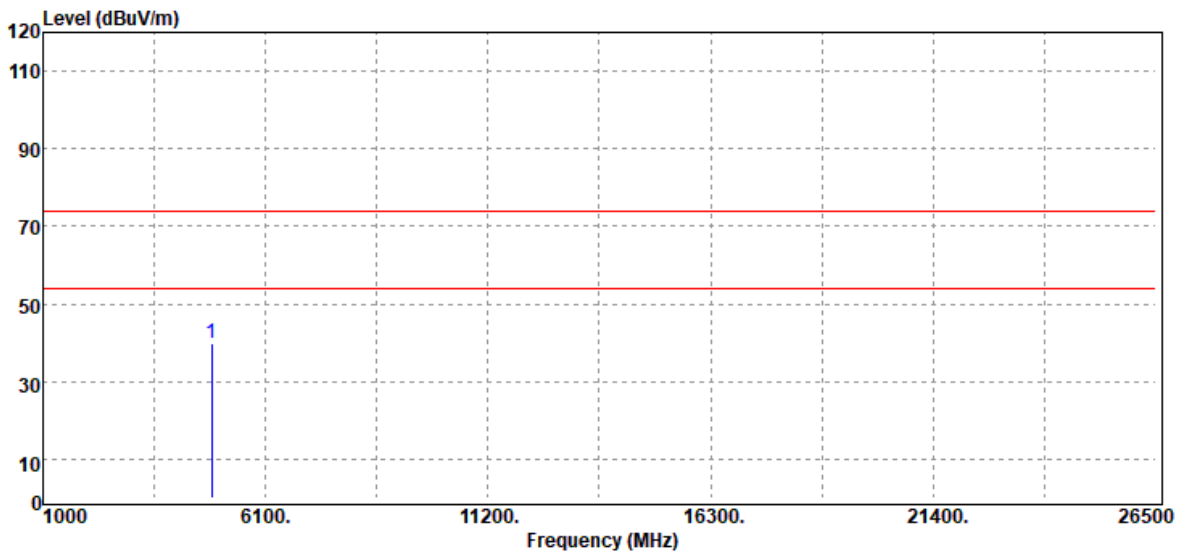
Frequency (MHz)	Reading (dBuV)	Correct Factor (dB/m)	Result (dBuV/m)	Limit (dBuV/m)	Margin (dB)	Remark
4824.00	38.69	2.84	41.53	74.00	-32.47	Peak
N/A						

**Remark:**

1. Measuring frequencies from 1 GHz to the 10th harmonic of highest fundamental frequency.
2. For above 1GHz, the EUT peak value was under average limit, therefore the Average value compliance with the average limit

Report No.: T191104D01-RP1

Test Mode	IEEE 802.11b Mid CH	Temp/Hum	21.6(°C)/ 45%RH
Test Item	Harmonic	Test Date	November 18, 2019
Polarize	Vertical	Test Engineer	Dally Hong
Detector	Peak		



Frequency (MHz)	Reading (dBuV)	Correct Factor (dB/m)	Result (dBuV/m)	Limit (dBuV/m)	Margin (dB)	Remark
4874.00	36.93	2.98	39.91	74.00	-34.09	Peak
N/A						

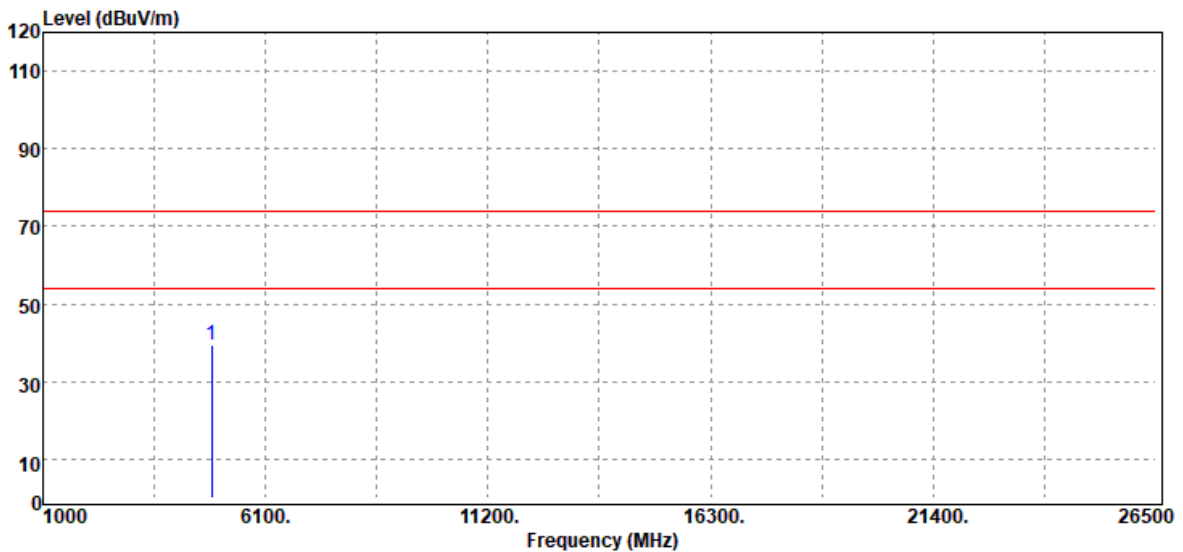
**Remark:**

1. Measuring frequencies from 1 GHz to the 10th harmonic of highest fundamental frequency.
2. For above 1GHz, the EUT peak value was under average limit, therefore the Average value compliance with the average limit



Report No.: T191104D01-RP1

Test Mode	IEEE 802.11b Mid CH	Temp/Hum	21.6(°C)/ 45%RH
Test Item	Harmonic	Test Date	November 18, 2019
Polarize	Horizontal	Test Engineer	Dally Hong
Detector	Peak		



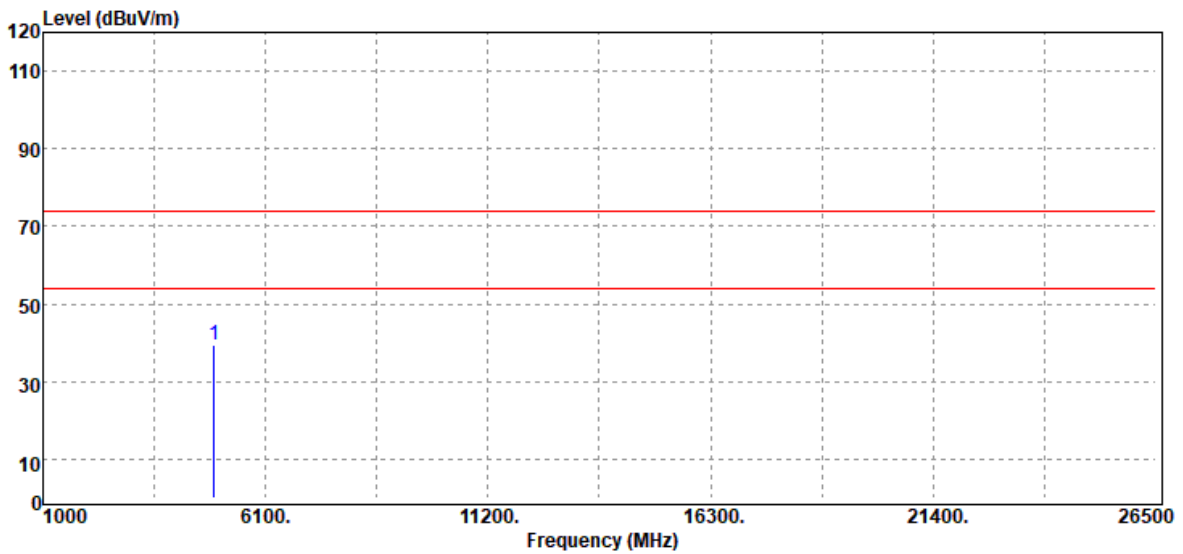
Frequency (MHz)	Reading (dBuV)	Correct Factor (dB/m)	Result (dBuV/m)	Limit (dBuV/m)	Margin (dB)	Remark
4874.00	36.58	2.98	39.56	74.00	-34.44	Peak
N/A						

**Remark:**

1. Measuring frequencies from 1 GHz to the 10th harmonic of highest fundamental frequency.
2. For above 1GHz, the EUT peak value was under average limit, therefore the Average value compliance with the average limit

Report No.: T191104D01-RP1

Test Mode	IEEE 802.11b High CH	Temp/Hum	21.6(°C)/ 45%RH
Test Item	Harmonic	Test Date	November 18, 2019
Polarize	Vertical	Test Engineer	Dally Hong
Detector	Peak		



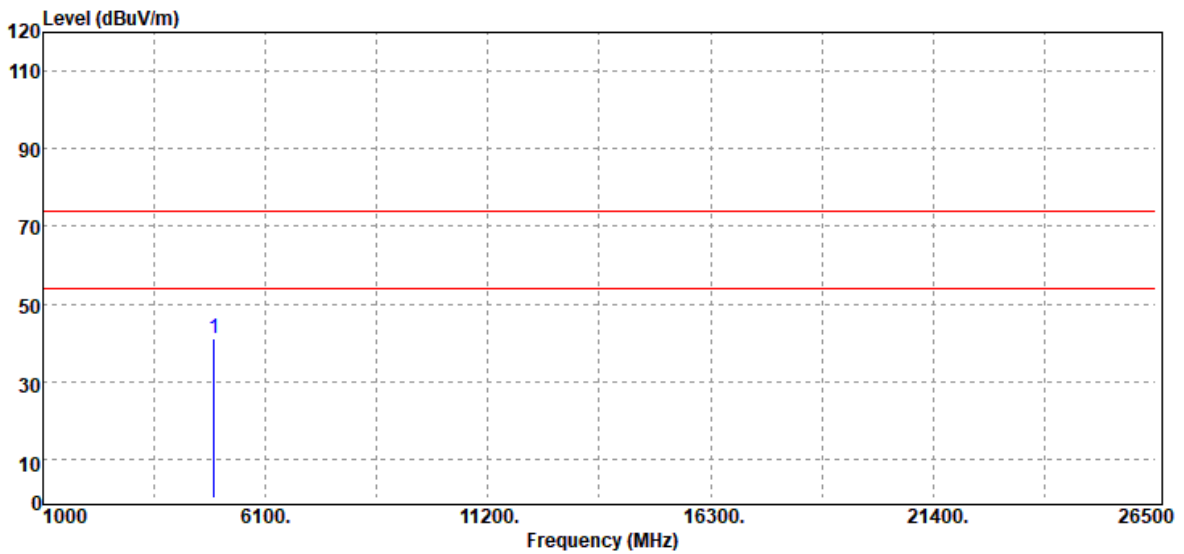
Frequency (MHz)	Reading (dBuV)	Correct Factor (dB/m)	Result (dBuV/m)	Limit (dBuV/m)	Margin (dB)	Remark
4924.00	36.08	3.46	39.54	74.00	-34.46	Peak
N/A						

**Remark:**

1. Measuring frequencies from 1 GHz to the 10th harmonic of highest fundamental frequency.
2. For above 1GHz, the EUT peak value was under average limit, therefore the Average value compliance with the average limit

Report No.: T191104D01-RP1

Test Mode	IEEE 802.11b High CH	Temp/Hum	21.6(°C)/ 45%RH
Test Item	Harmonic	Test Date	November 18, 2019
Polarize	Horizontal	Test Engineer	Dally Hong
Detector	Peak		



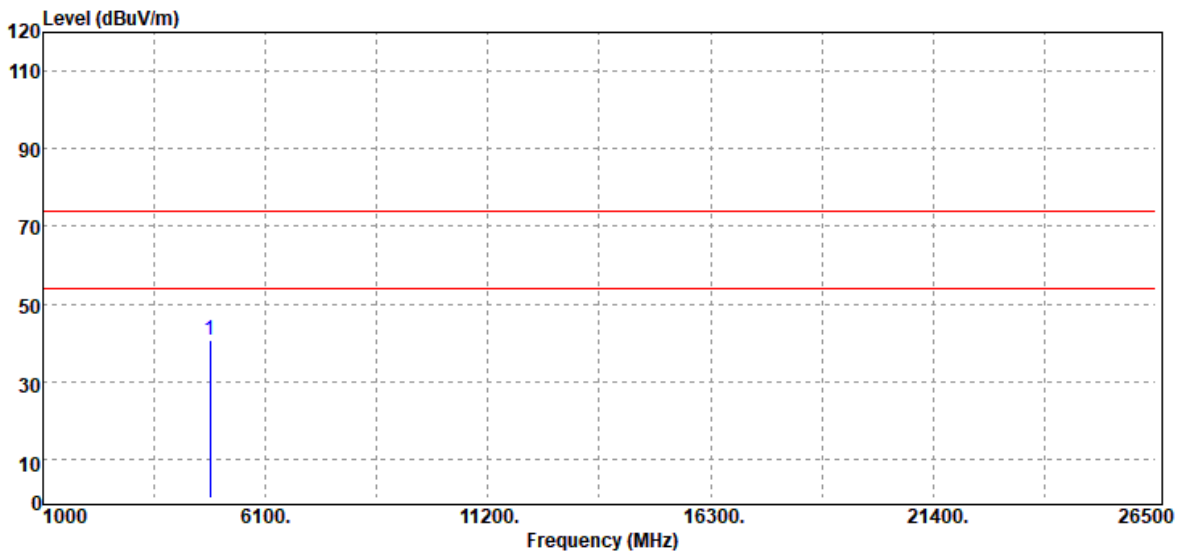
Frequency (MHz)	Reading (dBuV)	Correct Factor (dB/m)	Result (dBuV/m)	Limit (dBuV/m)	Margin (dB)	Remark
4924.00	37.52	3.46	40.98	74.00	-33.02	Peak
N/A						

**Remark:**

1. Measuring frequencies from 1 GHz to the 10th harmonic of highest fundamental frequency.
2. For above 1GHz, the EUT peak value was under average limit, therefore the Average value compliance with the average limit

Report No.: T191104D01-RP1

Test Mode	IEEE 802.11g Low CH	Temp/Hum	21.6(°C)/ 45%RH
Test Item	Harmonic	Test Date	November 18, 2019
Polarize	Vertical	Test Engineer	Dally Hong
Detector	Peak		



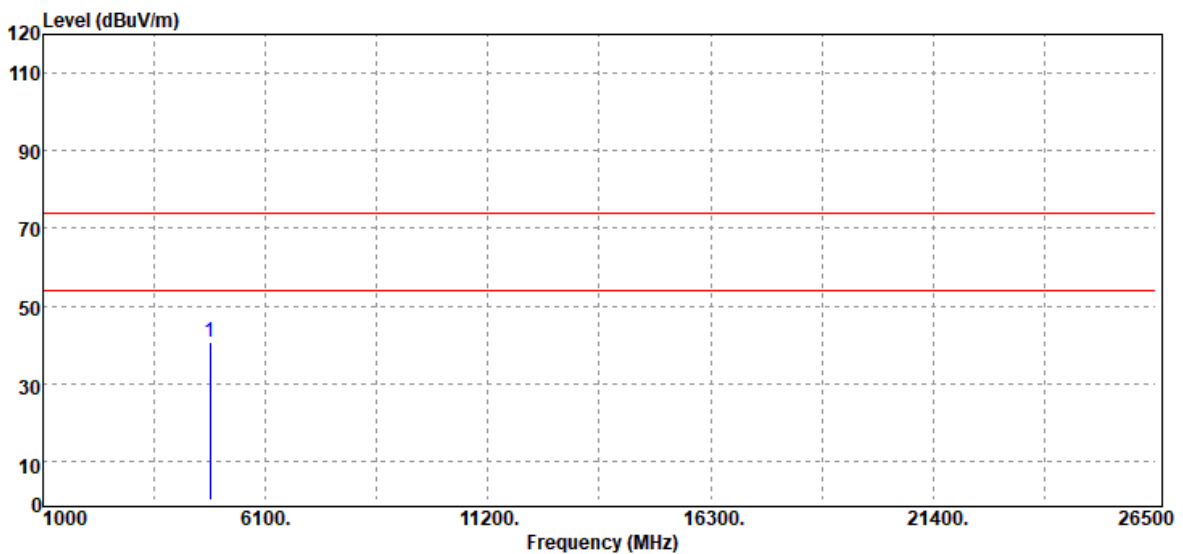
Frequency (MHz)	Reading (dBuV)	Correct Factor (dB/m)	Result (dBuV/m)	Limit (dBuV/m)	Margin (dB)	Remark
4824.00	38.00	2.84	40.84	74.00	-33.16	Peak
N/A						

**Remark:**

1. Measuring frequencies from 1 GHz to the 10th harmonic of highest fundamental frequency.
2. For above 1GHz, the EUT peak value was under average limit, therefore the Average value compliance with the average limit

Report No.: T191104D01-RP1

Test Mode	IEEE 802.11g Low CH	Temp/Hum	21.6(°C)/ 45%RH
Test Item	Harmonic	Test Date	November 18, 2019
Polarize	Horizontal	Test Engineer	Dally Hong
Detector	Peak		



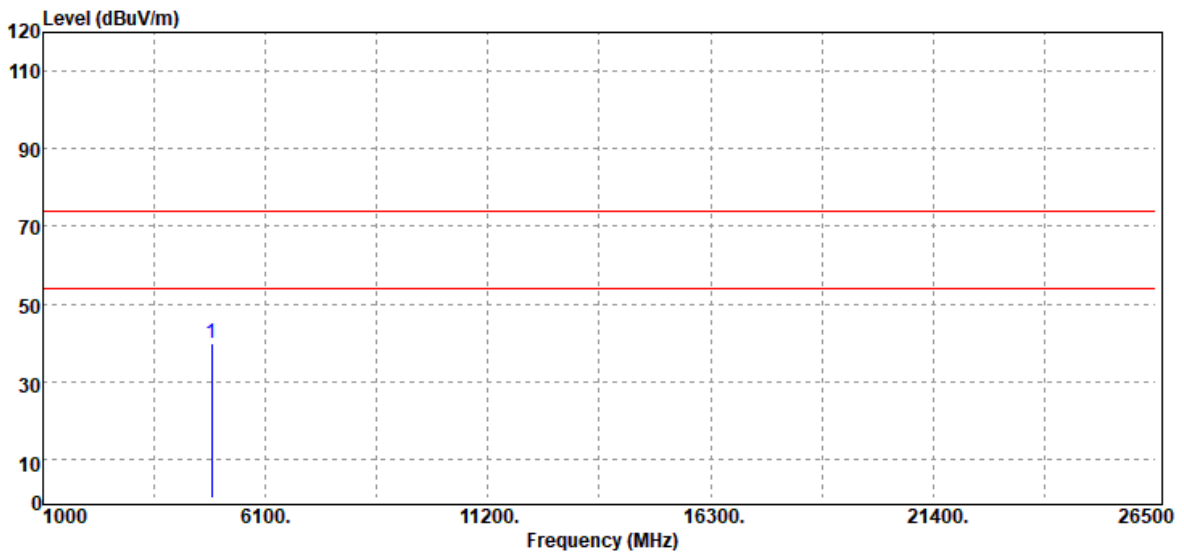
Frequency (MHz)	Reading (dBuV)	Correct Factor (dB/m)	Result (dBuV/m)	Limit (dBuV/m)	Margin (dB)	Remark
4824.00	38.00	2.84	40.84	74.00	-33.16	Peak
N/A						

**Remark:**

1. Measuring frequencies from 1 GHz to the 10th harmonic of highest fundamental frequency.
2. For above 1GHz, the EUT peak value was under average limit, therefore the Average value compliance with the average limit

Report No.: T191104D01-RP1

Test Mode	IEEE 802.11g Mid CH	Temp/Hum	21.6(°C)/ 45%RH
Test Item	Harmonic	Test Date	November 18, 2019
Polarize	Vertical	Test Engineer	Dally Hong
Detector	Peak		



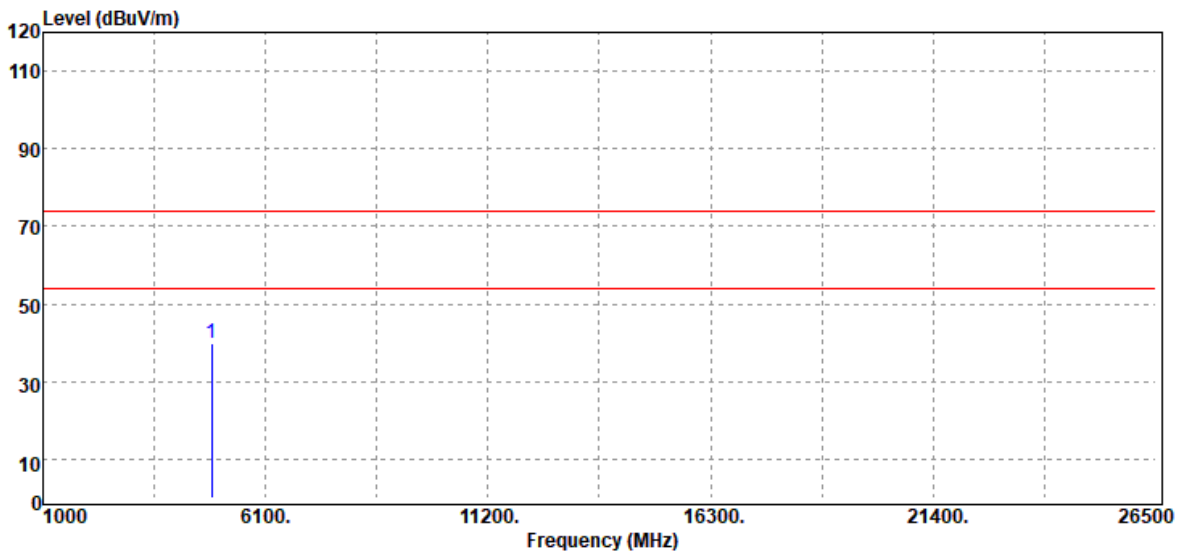
Frequency (MHz)	Reading (dBuV)	Correct Factor (dB/m)	Result (dBuV/m)	Limit (dBuV/m)	Margin (dB)	Remark
4874.00	36.69	2.98	39.67	74.00	-34.33	Peak
N/A						

**Remark:**

1. Measuring frequencies from 1 GHz to the 10th harmonic of highest fundamental frequency.
2. For above 1GHz, the EUT peak value was under average limit, therefore the Average value compliance with the average limit

Report No.: T191104D01-RP1

Test Mode	IEEE 802.11g Mid CH	Temp/Hum	21.6(°C)/ 45%RH
Test Item	Harmonic	Test Date	November 18, 2019
Polarize	Horizontal	Test Engineer	Dally Hong
Detector	Peak		



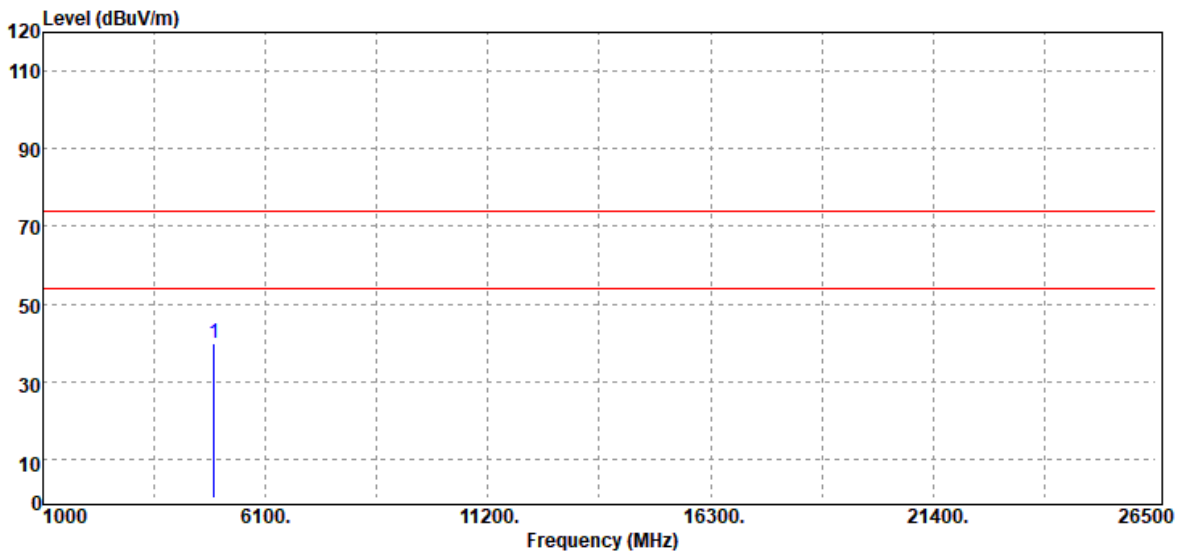
Frequency (MHz)	Reading (dBuV)	Correct Factor (dB/m)	Result (dBuV/m)	Limit (dBuV/m)	Margin (dB)	Remark
4874.00	36.95	2.98	39.93	74.00	-34.07	Peak
N/A						

**Remark:**

1. Measuring frequencies from 1 GHz to the 10th harmonic of highest fundamental frequency.
2. For above 1GHz, the EUT peak value was under average limit, therefore the Average value compliance with the average limit

Report No.: T191104D01-RP1

Test Mode	IEEE 802.11g High CH	Temp/Hum	21.6(°C)/ 45%RH
Test Item	Harmonic	Test Date	November 18, 2019
Polarize	Vertical	Test Engineer	Dally Hong
Detector	Peak		



Frequency (MHz)	Reading (dBuV)	Correct Factor (dB/m)	Result (dBuV/m)	Limit (dBuV/m)	Margin (dB)	Remark
4924.00	36.52	3.46	39.98	74.00	-34.02	Peak
N/A						

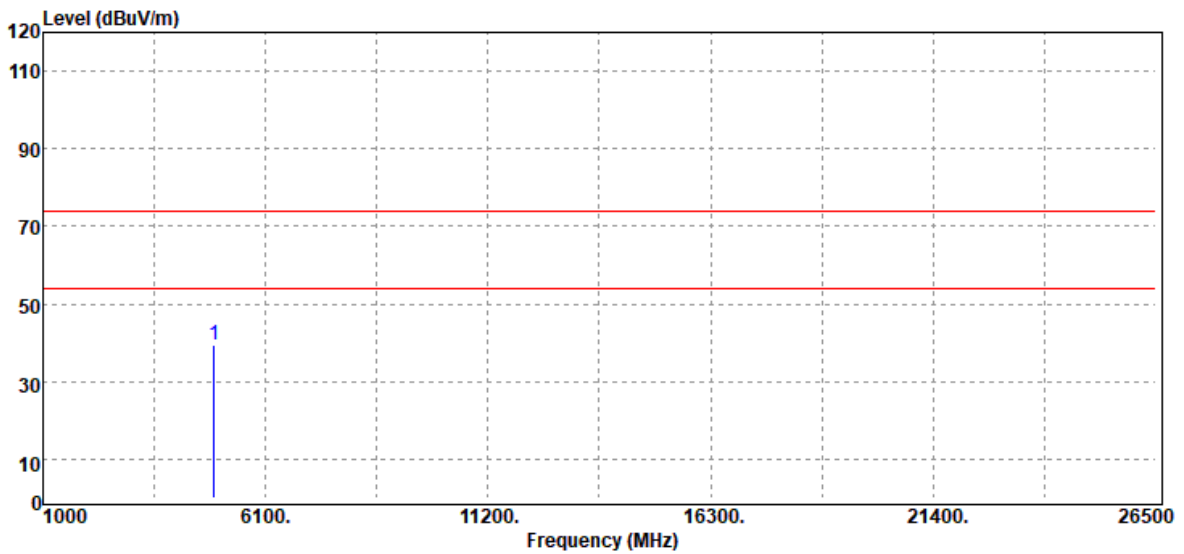
**Remark:**

1. Measuring frequencies from 1 GHz to the 10th harmonic of highest fundamental frequency.
2. For above 1GHz, the EUT peak value was under average limit, therefore the Average value compliance with the average limit



Report No.: T191104D01-RP1

Test Mode	IEEE 802.11g High CH	Temp/Hum	21.6(°C)/ 45%RH
Test Item	Harmonic	Test Date	November 18, 2019
Polarize	Horizontal	Test Engineer	Dally Hong
Detector	Peak		



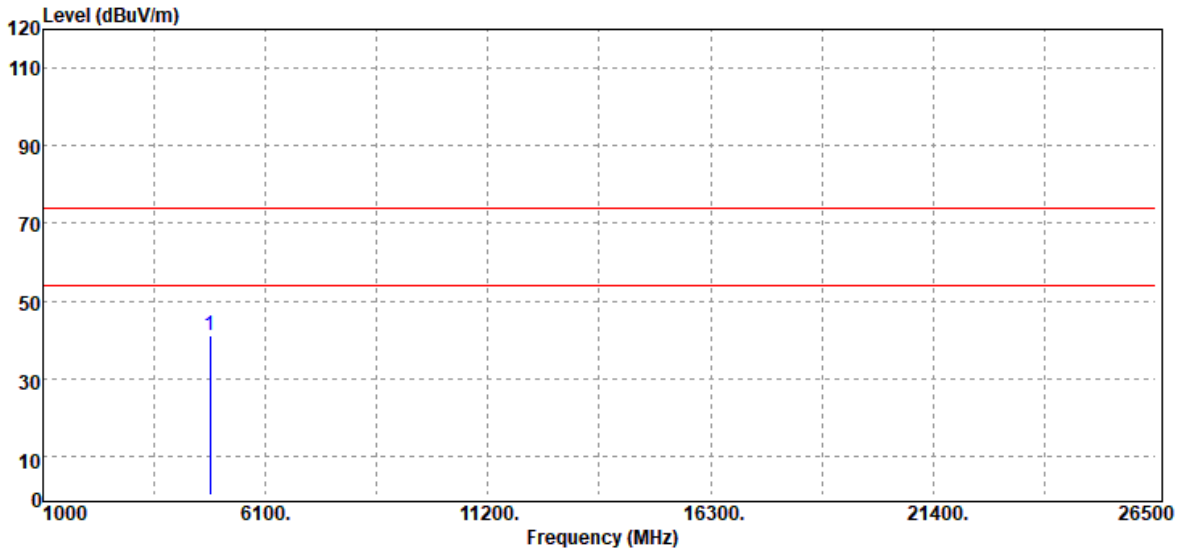
Frequency (MHz)	Reading (dBuV)	Correct Factor (dB/m)	Result (dBuV/m)	Limit (dBuV/m)	Margin (dB)	Remark
4924.00	36.16	3.46	39.62	74.00	-34.38	Peak
N/A						

**Remark:**

1. Measuring frequencies from 1 GHz to the 10th harmonic of highest fundamental frequency.
2. For above 1GHz, the EUT peak value was under average limit, therefore the Average value compliance with the average limit

Report No.: T191104D01-RP1

Test Mode	IEEE 802.11n HT20 Low CH	Temp/Hum	21.6(°C)/ 45%RH
Test Item	Harmonic	Test Date	November 18, 2019
Polarize	Vertical	Test Engineer	Dally Hong
Detector	Peak		



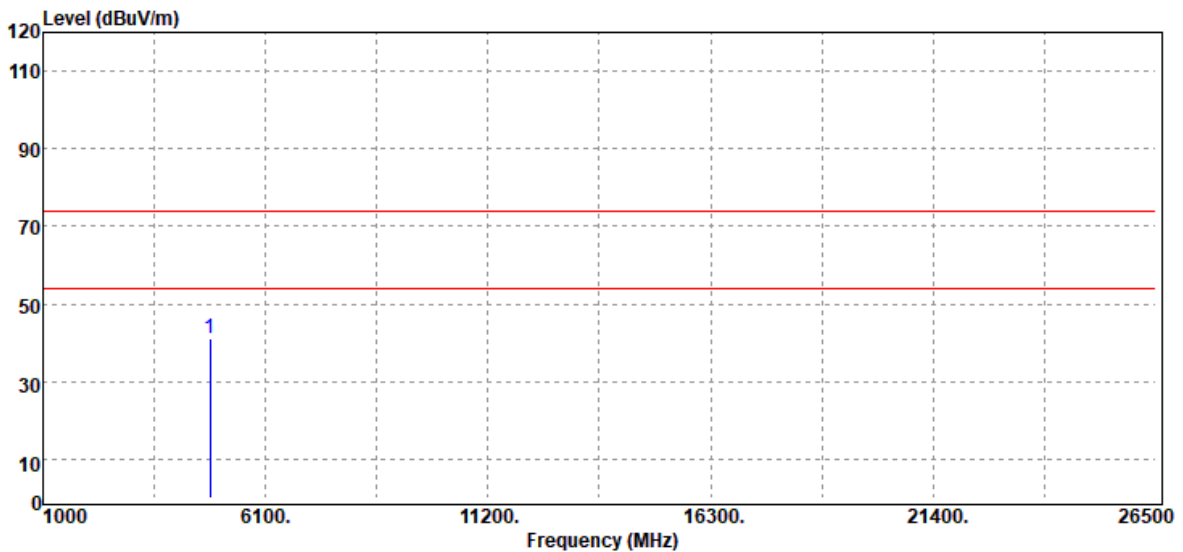
Frequency (MHz)	Reading (dBuV)	Correct Factor (dB/m)	Result (dBuV/m)	Limit (dBuV/m)	Margin (dB)	Remark
4824.00	38.42	2.84	41.26	74.00	-32.74	Peak
N/A						

**Remark:**

1. Measuring frequencies from 1 GHz to the 10th harmonic of highest fundamental frequency.
2. For above 1GHz, the EUT peak value was under average limit, therefore the Average value compliance with the average limit

Report No.: T191104D01-RP1

Test Mode	IEEE 802.11n HT20 Low CH	Temp/Hum	21.6(°C)/ 45%RH
Test Item	Harmonic	Test Date	November 18, 2019
Polarize	Horizontal	Test Engineer	Dally Hong
Detector	Peak		



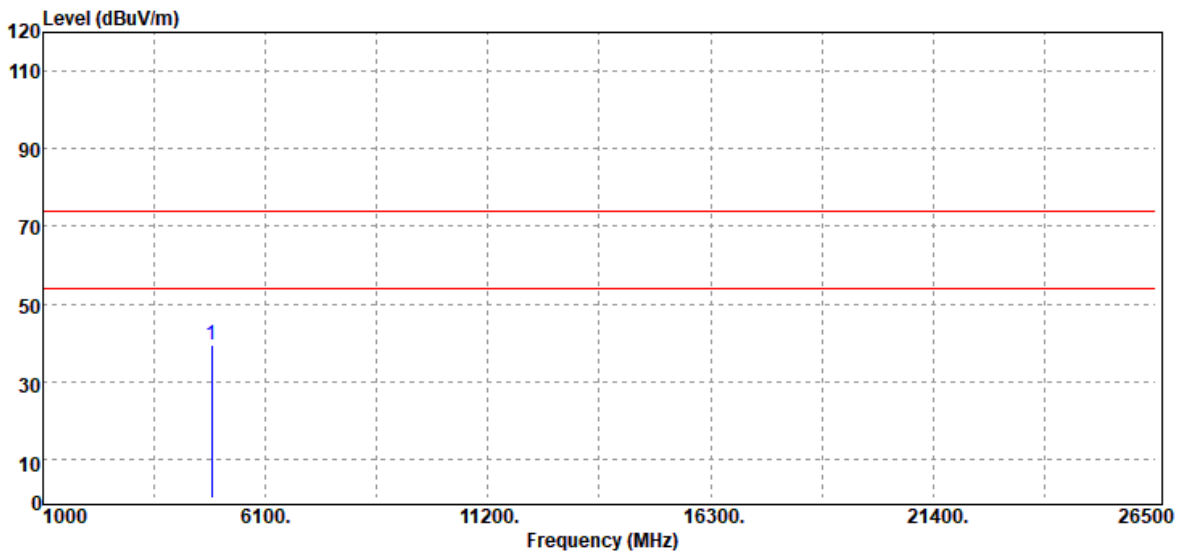
Frequency (MHz)	Reading (dBuV)	Correct Factor (dB/m)	Result (dBuV/m)	Limit (dBuV/m)	Margin (dB)	Remark
4824.00	38.28	2.84	41.12	74.00	-32.88	Peak
N/A						

**Remark:**

1. Measuring frequencies from 1 GHz to the 10th harmonic of highest fundamental frequency.
2. For above 1GHz, the EUT peak value was under average limit, therefore the Average value compliance with the average limit

Report No.: T191104D01-RP1

Test Mode	IEEE 802.11n HT20 Mid CH	Temp/Hum	21.6(°C)/ 45%RH
Test Item	Harmonic	Test Date	November 18, 2019
Polarize	Vertical	Test Engineer	Dally Hong
Detector	Peak		



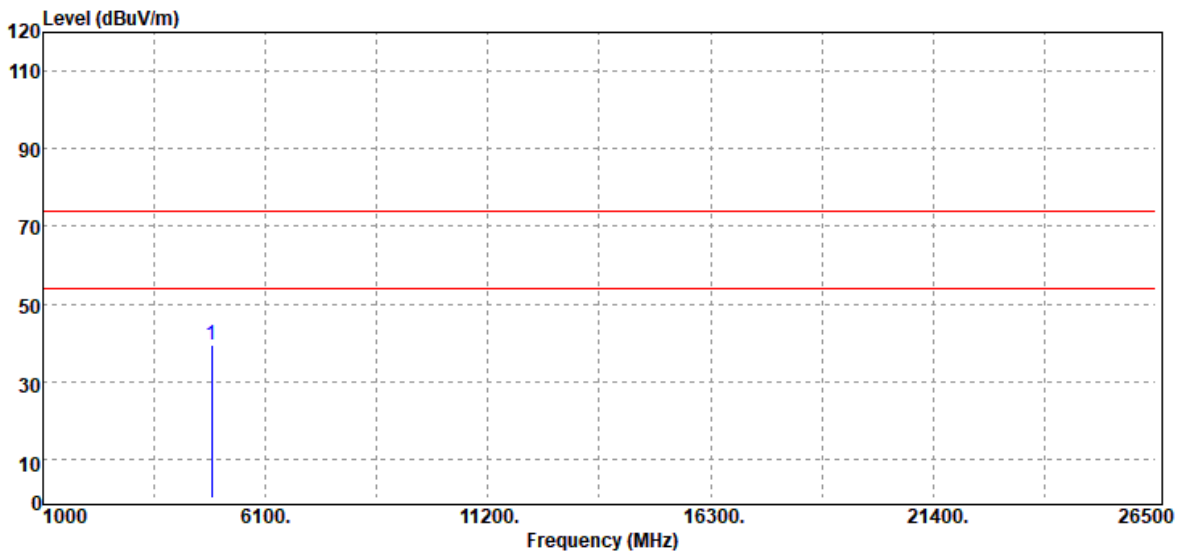
Frequency (MHz)	Reading (dBuV)	Correct Factor (dB/m)	Result (dBuV/m)	Limit (dBuV/m)	Margin (dB)	Remark
4874.00	36.32	2.98	39.30	74.00	-34.70	Peak
N/A						

**Remark:**

1. Measuring frequencies from 1 GHz to the 10th harmonic of highest fundamental frequency.
2. For above 1GHz, the EUT peak value was under average limit, therefore the Average value compliance with the average limit

Report No.: T191104D01-RP1

Test Mode	IEEE 802.11n HT20 Mid CH	Temp/Hum	21.6(°C)/ 45%RH
Test Item	Harmonic	Test Date	November 18, 2019
Polarize	Horizontal	Test Engineer	Dally Hong
Detector	Peak		



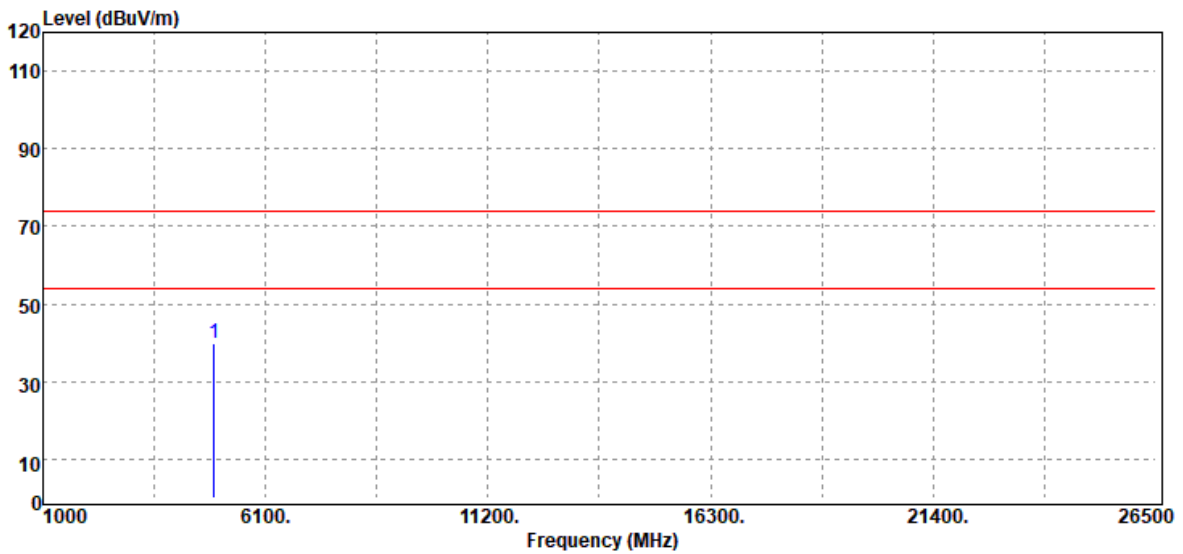
Frequency (MHz)	Reading (dBuV)	Correct Factor (dB/m)	Result (dBuV/m)	Limit (dBuV/m)	Margin (dB)	Remark
4874.00	36.50	2.98	39.48	74.00	-34.52	Peak
N/A						

**Remark:**

1. Measuring frequencies from 1 GHz to the 10th harmonic of highest fundamental frequency.
2. For above 1GHz, the EUT peak value was under average limit, therefore the Average value compliance with the average limit

Report No.: T191104D01-RP1

Test Mode	IEEE 802.11n HT20 High CH	Temp/Hum	21.6(°C)/ 45%RH
Test Item	Harmonic	Test Date	November 18, 2019
Polarize	Vertical	Test Engineer	Dally Hong
Detector	Peak		



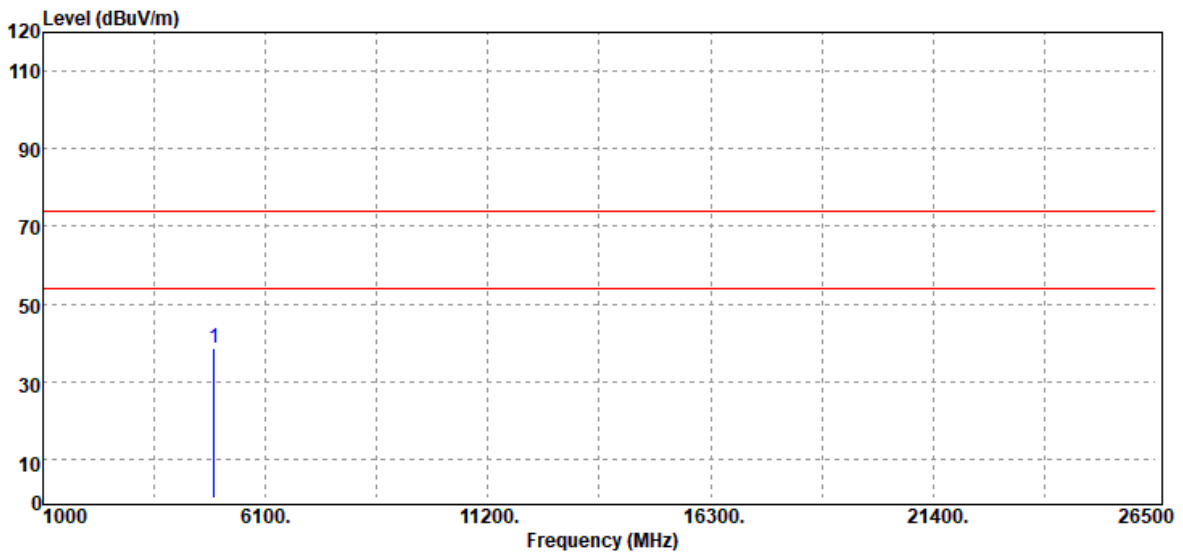
Frequency (MHz)	Reading (dBuV)	Correct Factor (dB/m)	Result (dBuV/m)	Limit (dBuV/m)	Margin (dB)	Remark
4924.00	36.26	3.46	39.72	74.00	-34.28	Peak
N/A						

**Remark:**

1. Measuring frequencies from 1 GHz to the 10th harmonic of highest fundamental frequency.
2. For above 1GHz, the EUT peak value was under average limit, therefore the Average value compliance with the average limit

Report No.: T191104D01-RP1

Test Mode	IEEE 802.11n HT20 High CH	Temp/Hum	21.6(°C)/ 45%RH
Test Item	Harmonic	Test Date	November 18, 2019
Polarize	Horizontal	Test Engineer	Dally Hong
Detector	Peak		



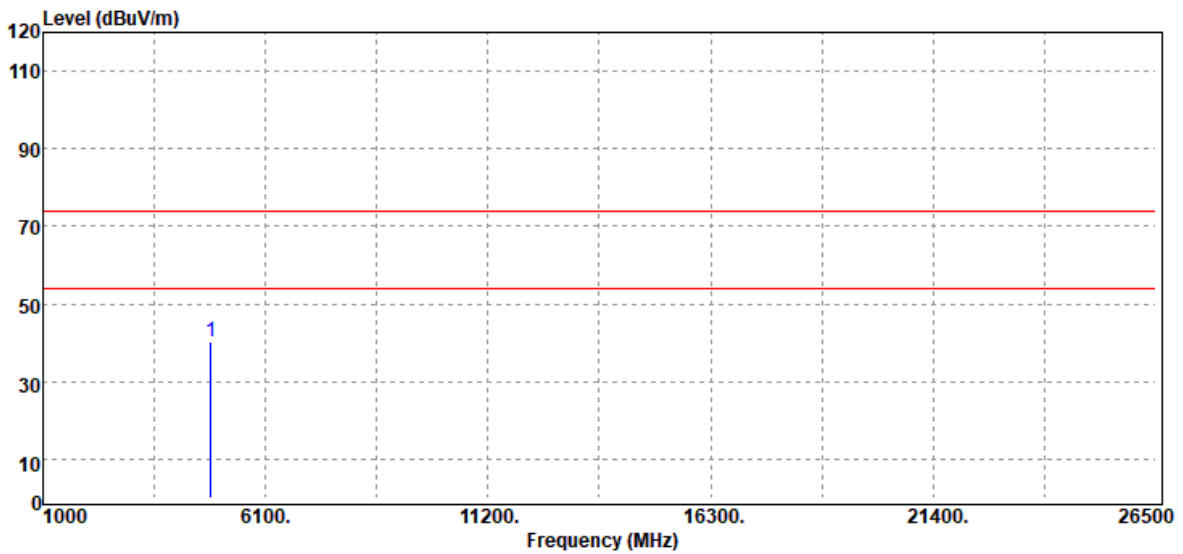
Frequency (MHz)	Reading (dBuV)	Correct Factor (dB/m)	Result (dBuV/m)	Limit (dBuV/m)	Margin (dB)	Remark
4924.00	35.26	3.46	38.72	74.00	-35.28	Peak
N/A						

**Remark:**

1. Measuring frequencies from 1 GHz to the 10th harmonic of highest fundamental frequency.
2. For above 1GHz, the EUT peak value was under average limit, therefore the Average value compliance with the average limit

Report No.: T191104D01-RP1

Test Mode	IEEE 802.11n HT40 Low CH	Temp/Hum	21.6(°C)/ 45%RH
Test Item	Harmonic	Test Date	November 18, 2019
Polarize	Vertical	Test Engineer	Dally Hong
Detector	Peak		



Frequency (MHz)	Reading (dBuV)	Correct Factor (dB/m)	Result (dBuV/m)	Limit (dBuV/m)	Margin (dB)	Remark
4844.00	37.36	2.84	40.20	74.00	-33.80	Peak
N/A						

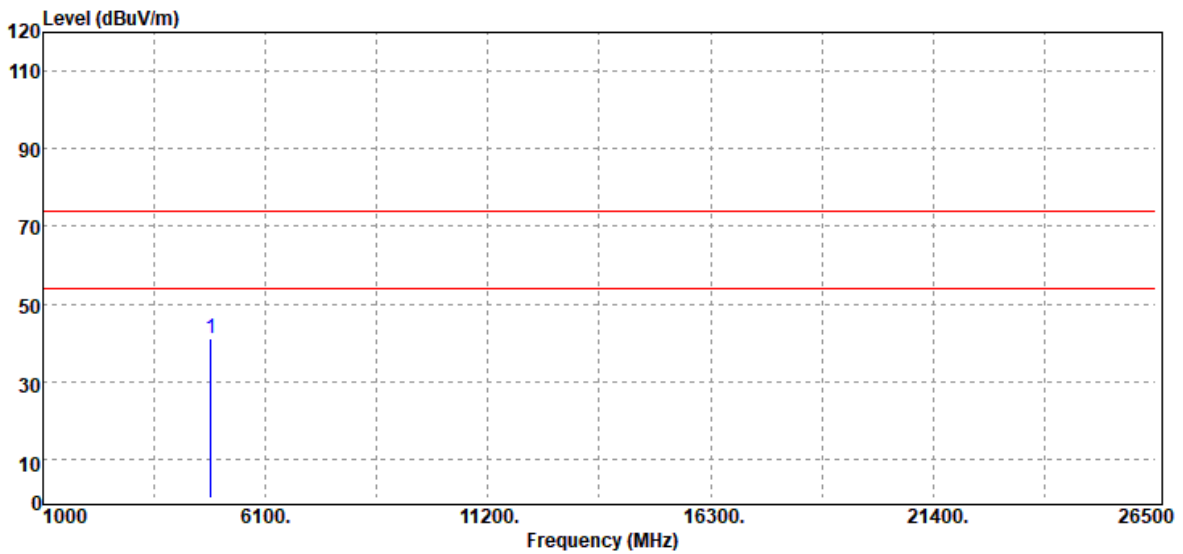
**Remark:**

1. Measuring frequencies from 1 GHz to the 10th harmonic of highest fundamental frequency.
2. For above 1GHz, the EUT peak value was under average limit, therefore the Average value compliance with the average limit



Report No.: T191104D01-RP1

Test Mode	IEEE 802.11n HT40 Low CH	Temp/Hum	21.6(°C)/ 45%RH
Test Item	Harmonic	Test Date	November 18, 2019
Polarize	Horizontal	Test Engineer	Dally Hong
Detector	Peak		



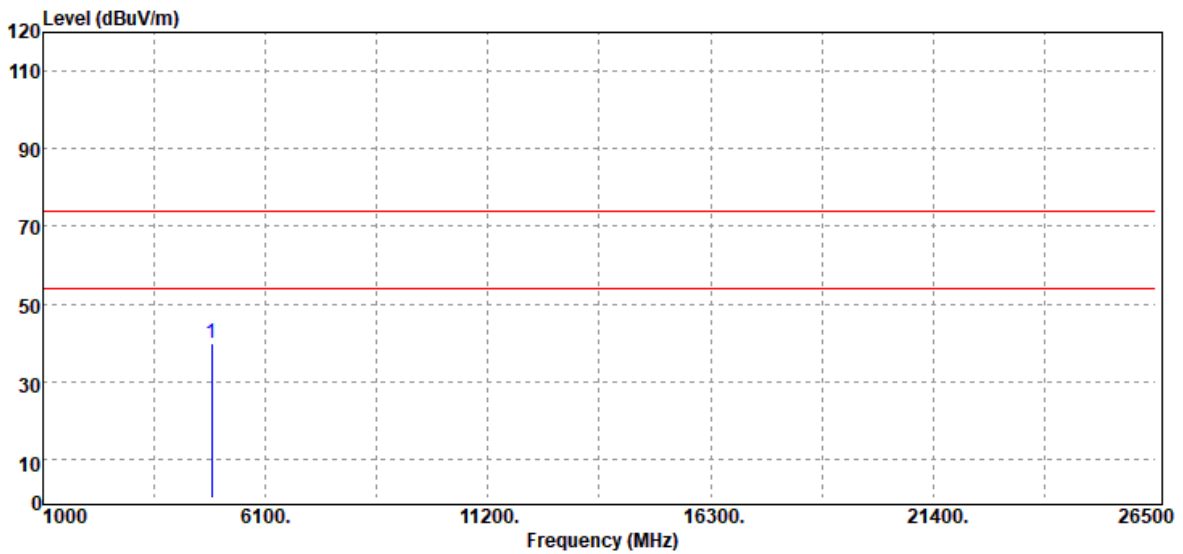
Frequency (MHz)	Reading (dBuV)	Correct Factor (dB/m)	Result (dBuV/m)	Limit (dBuV/m)	Margin (dB)	Remark
4844.00	38.39	2.84	41.23	74.00	-32.77	Peak
N/A						

**Remark:**

1. Measuring frequencies from 1 GHz to the 10th harmonic of highest fundamental frequency.
2. For above 1GHz, the EUT peak value was under average limit, therefore the Average value compliance with the average limit

Report No.: T191104D01-RP1

Test Mode	IEEE 802.11n HT40 Mid CH	Temp/Hum	21.6(°C)/ 45%RH
Test Item	Harmonic	Test Date	November 18, 2019
Polarize	Vertical	Test Engineer	Dally Hong
Detector	Peak		



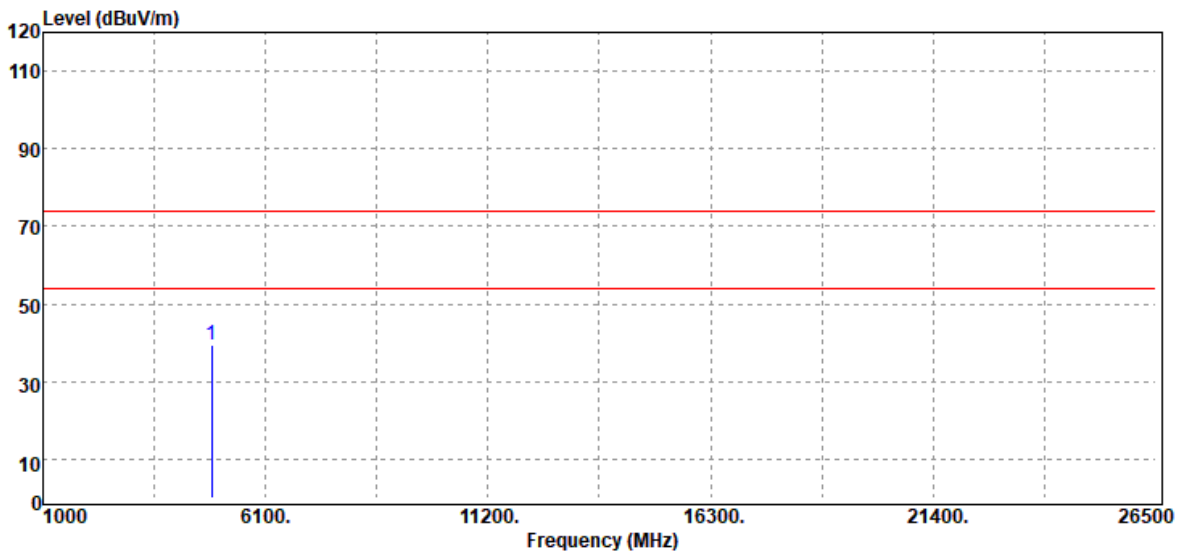
Frequency (MHz)	Reading (dBuV)	Correct Factor (dB/m)	Result (dBuV/m)	Limit (dBuV/m)	Margin (dB)	Remark
4874.00	36.87	2.98	39.85	74.00	-34.15	Peak
N/A						

**Remark:**

1. Measuring frequencies from 1 GHz to the 10th harmonic of highest fundamental frequency.
2. For above 1GHz, the EUT peak value was under average limit, therefore the Average value compliance with the average limit

Report No.: T191104D01-RP1

Test Mode	IEEE 802.11n HT40 Mid CH	Temp/Hum	21.6(°C)/ 45%RH
Test Item	Harmonic	Test Date	November 18, 2019
Polarize	Horizontal	Test Engineer	Dally Hong
Detector	Peak		



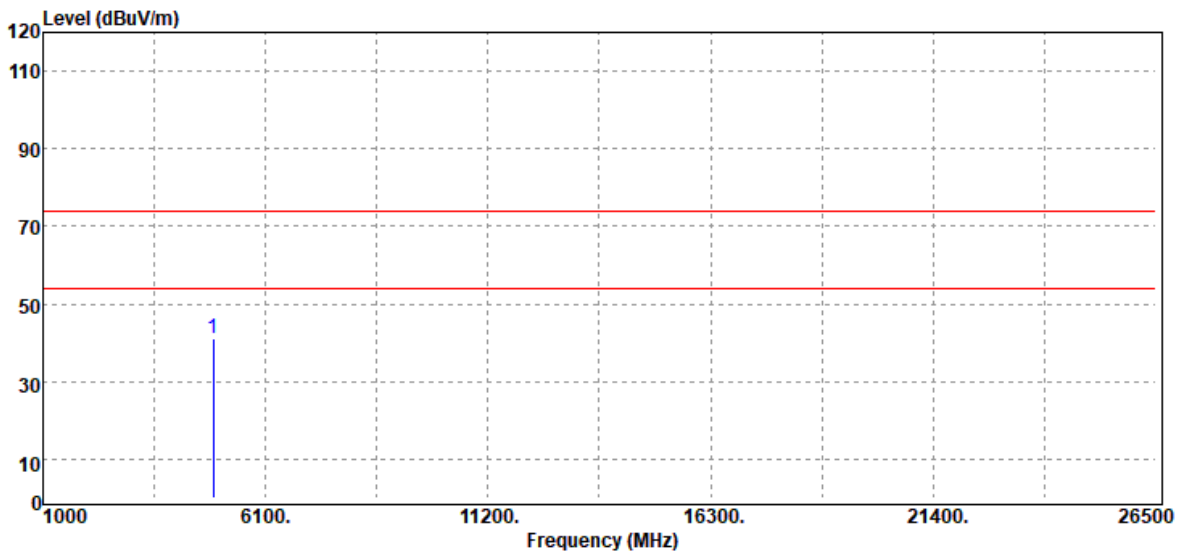
Frequency (MHz)	Reading (dBuV)	Correct Factor (dB/m)	Result (dBuV/m)	Limit (dBuV/m)	Margin (dB)	Remark
4874.00	36.57	2.98	39.55	74.00	-34.45	Peak
N/A						

**Remark:**

1. Measuring frequencies from 1 GHz to the 10th harmonic of highest fundamental frequency.
2. For above 1GHz, the EUT peak value was under average limit, therefore the Average value compliance with the average limit

Report No.: T191104D01-RP1

Test Mode	IEEE 802.11n HT40 High CH	Temp/Hum	21.6(°C)/ 45%RH
Test Item	Harmonic	Test Date	November 18, 2019
Polarize	Vertical	Test Engineer	Dally Hong
Detector	Peak		



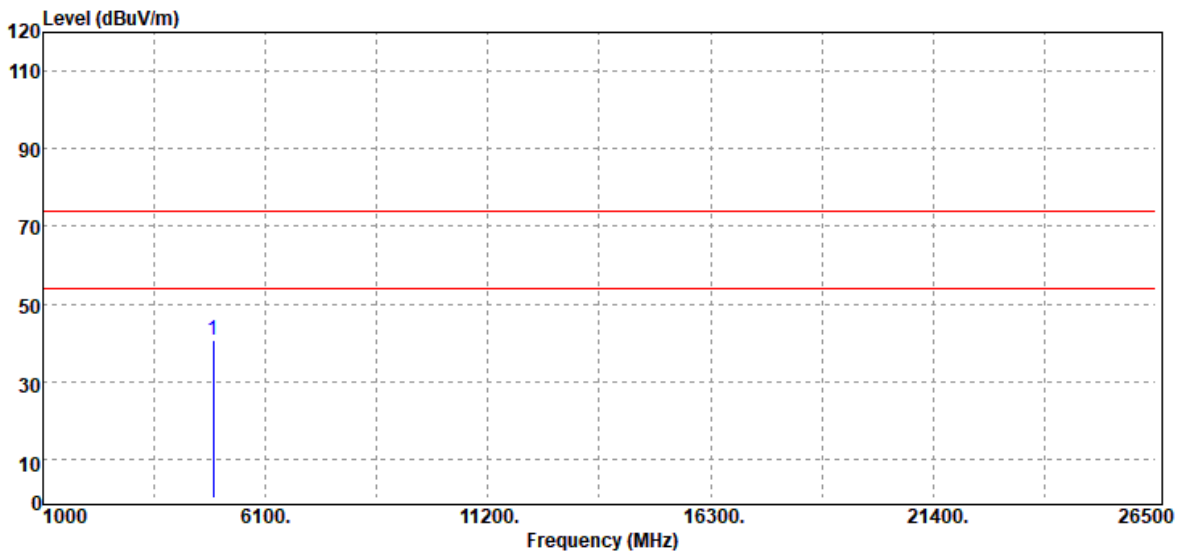
Frequency (MHz)	Reading (dBuV)	Correct Factor (dB/m)	Result (dBuV/m)	Limit (dBuV/m)	Margin (dB)	Remark
4904.00	37.94	3.22	41.16	74.00	-32.84	Peak
N/A						

**Remark:**

1. Measuring frequencies from 1 GHz to the 10th harmonic of highest fundamental frequency.
2. For above 1GHz, the EUT peak value was under average limit, therefore the Average value compliance with the average limit

Report No.: T191104D01-RP1

Test Mode	IEEE 802.11n HT40 High CH	Temp/Hum	21.6(°C)/ 45%RH
Test Item	Harmonic	Test Date	November 18, 2019
Polarize	Horizontal	Test Engineer	Dally Hong
Detector	Peak		



Frequency (MHz)	Reading (dBuV)	Correct Factor (dB/m)	Result (dBuV/m)	Limit (dBuV/m)	Margin (dB)	Remark
4904.00	37.68	3.22	40.90	74.00	-33.10	Peak
N/A						

**Remark:**

1. Measuring frequencies from 1 GHz to the 10th harmonic of highest fundamental frequency.
2. For above 1GHz, the EUT peak value was under average limit, therefore the Average value compliance with the average limit

- End of Test Report -