



Photographs of the Test Configuration



Conducted Emission Test (Model: IP3421M)




Conducted Emission Test (Model: RP362M)





Radiated Emission Below 1GHz Test (Model: IP3421M)



Radiated Emission Below 1GHz Test (Model: IP3421M)





Radiated Emission Below 1GHz Test (Model: RP362M)



Radiated Emission Below 1GHz Test (Model: RP362M)



Radiated Emission Above 1GHz Test (Model: IP3421M)



Radiated Emission Above 1GHz Test (Model: IP3421M)

