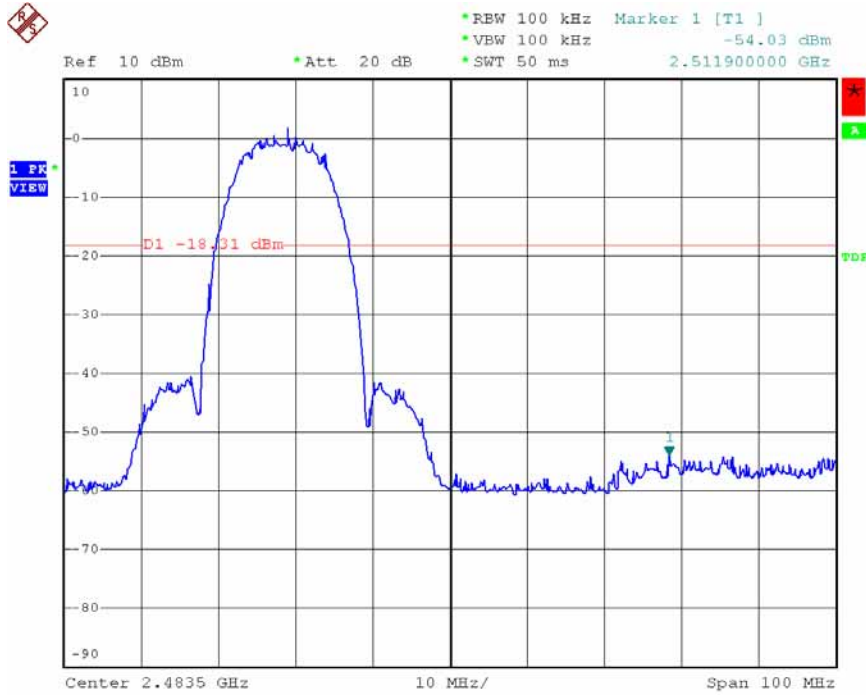
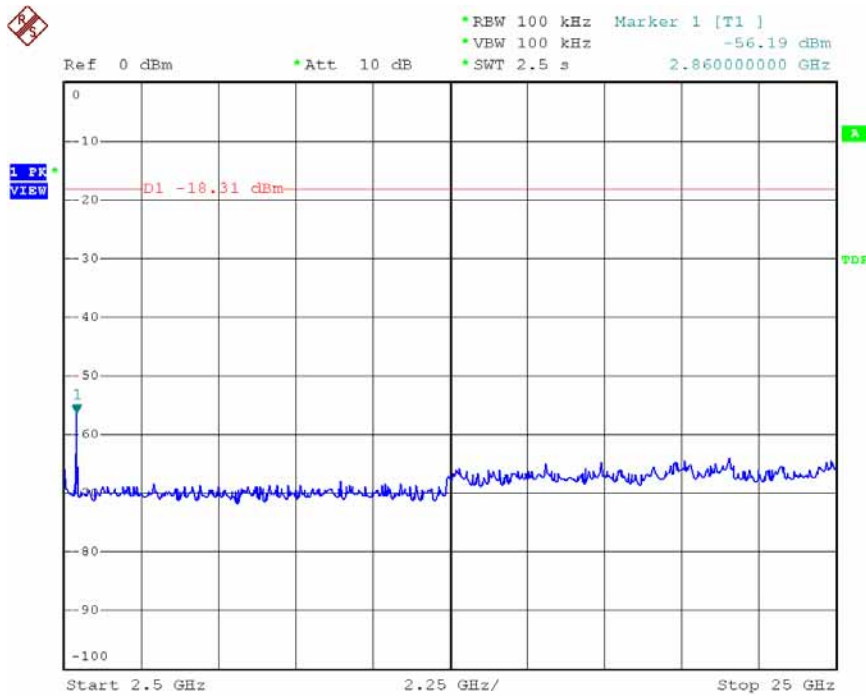


Modulation Standard: 802.11b (11Mbps)
 Channel: 11

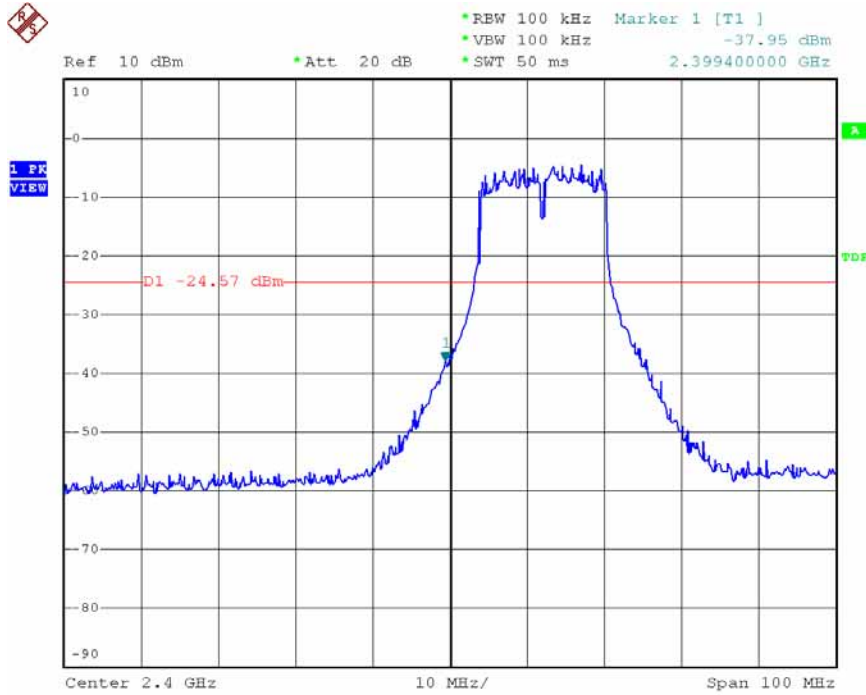


Date: 18.DEC.2007 22:54:16

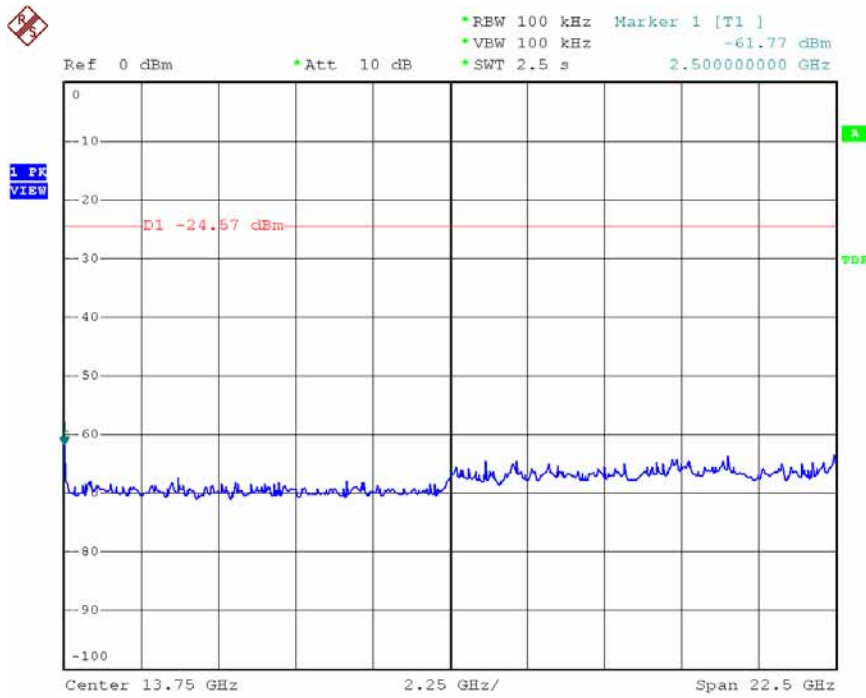


Date: 18.DEC.2007 22:54:55

Modulation Standard: 802.11g (6Mbps)
 Channel: 01

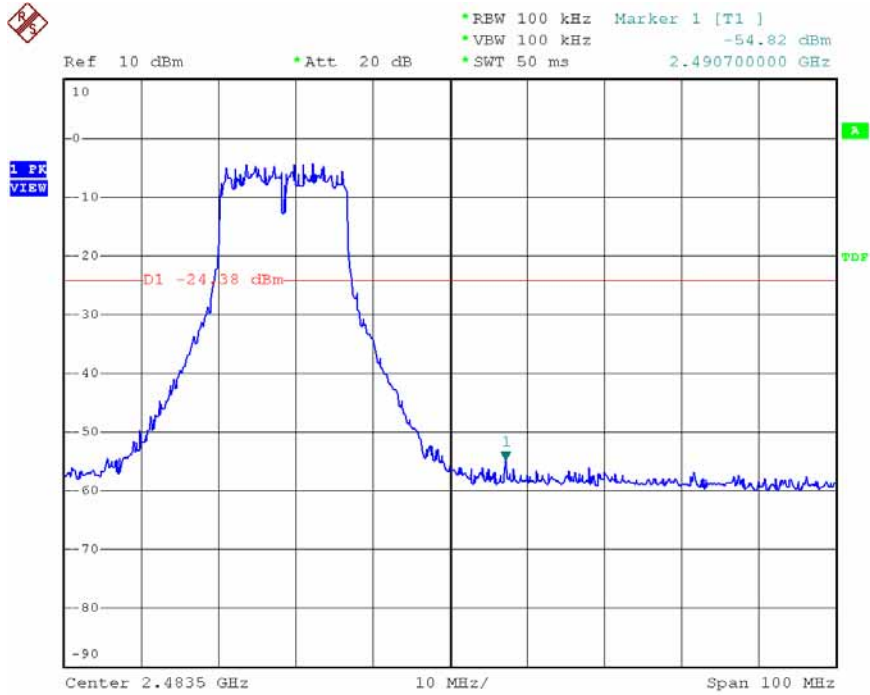


Date: 18.DEC.2007 23:03:30

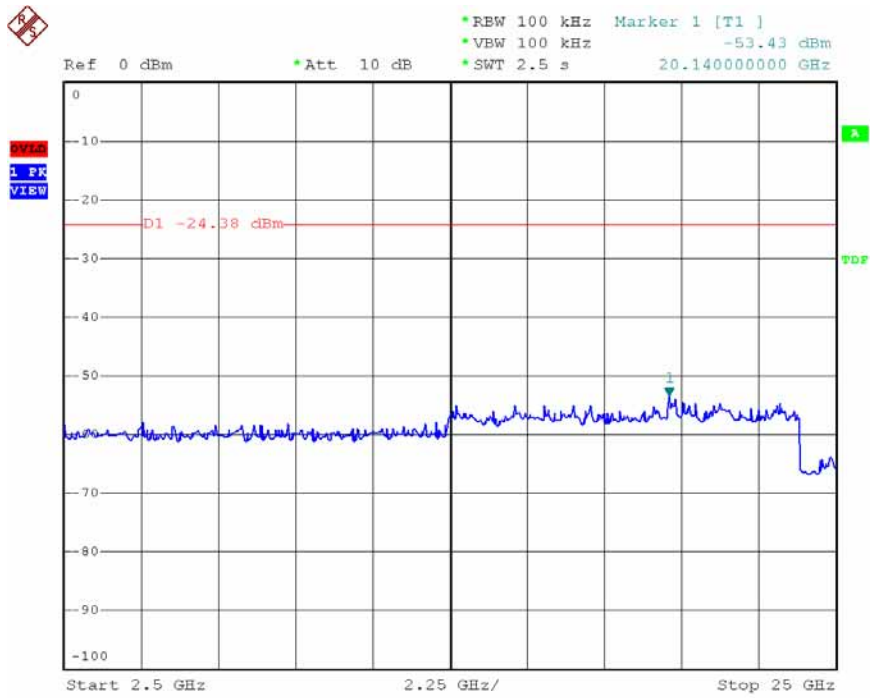


Date: 18.DEC.2007 23:04:06

Modulation Standard: 802.11g (6Mbps)
 Channel: 11

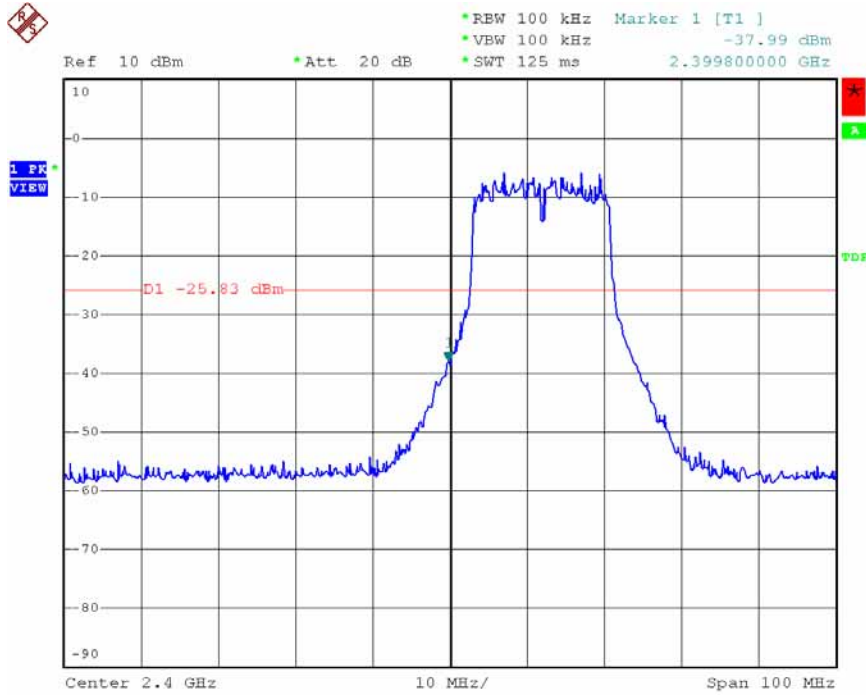


Date: 18.DEC.2007 23:05:21

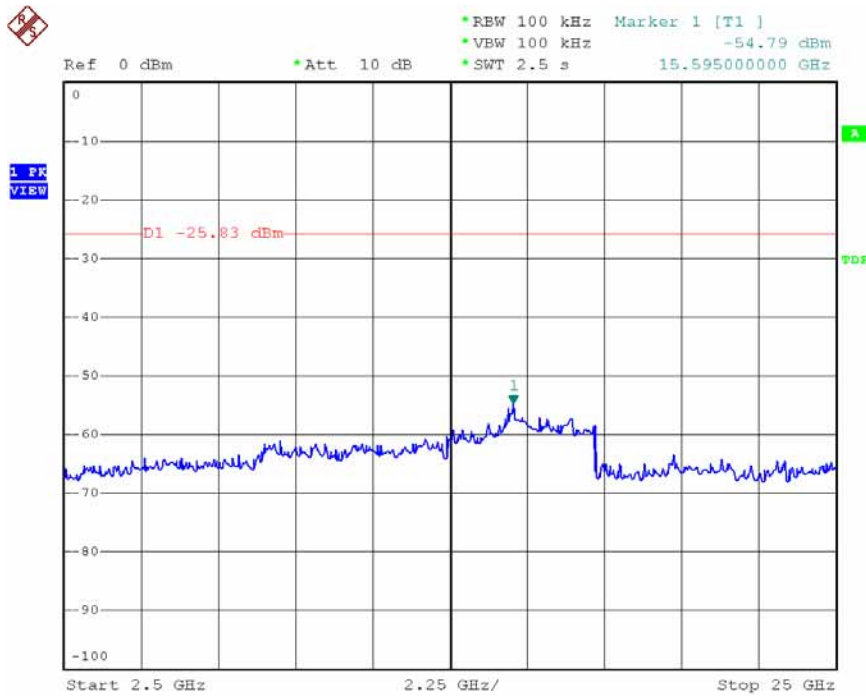


Date: 18.DEC.2007 23:06:03

Modulation Standard: 802.11Draft n, 20MHz (6.5Mbps) –TX0
 Channel: 01

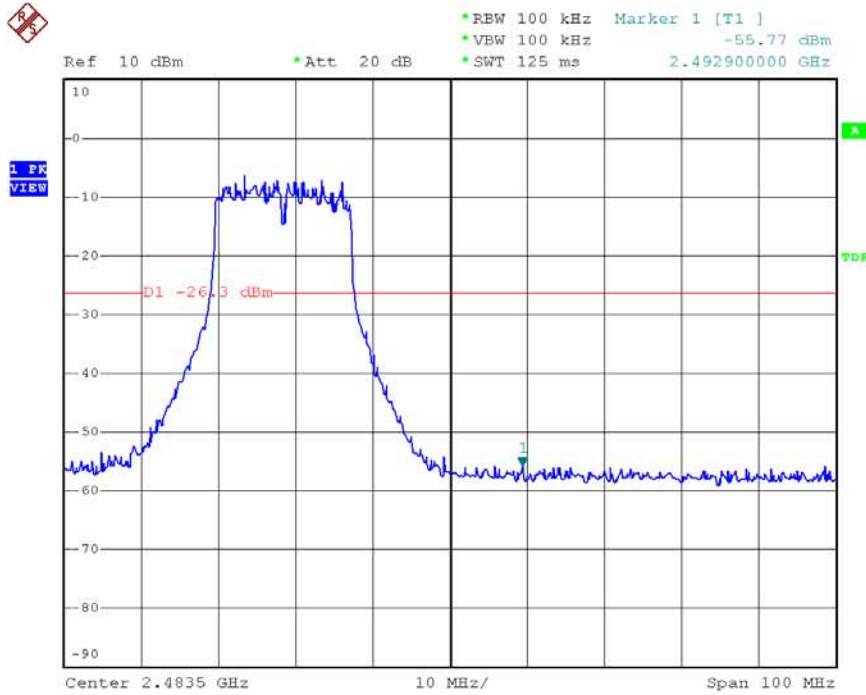


Date: 26.DEC.2007 14:26:52

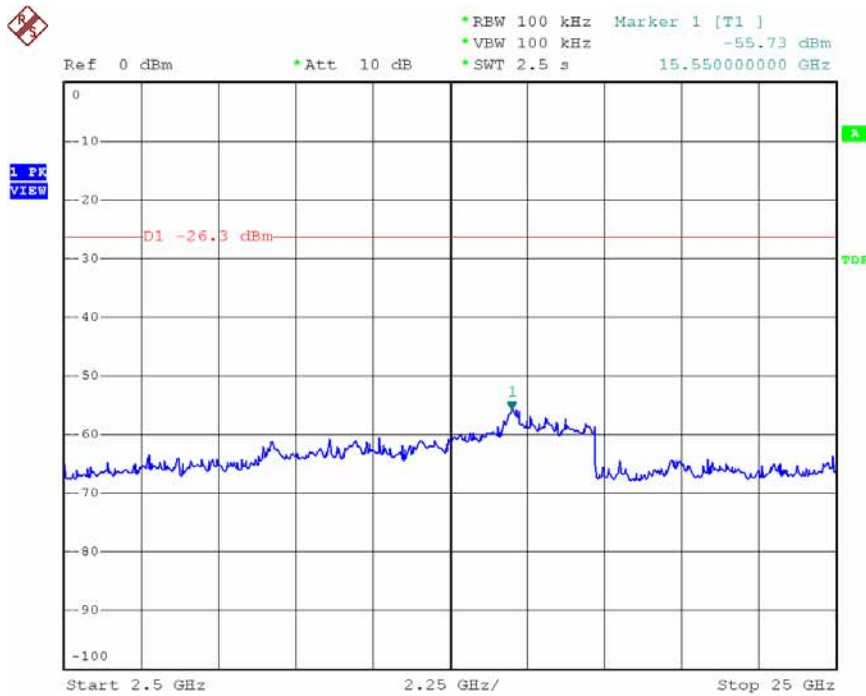


Date: 26.DEC.2007 14:27:25

Modulation Standard: 802.11Draft n, 20MHz (6.5Mbps) –TX0
 Channel: 11

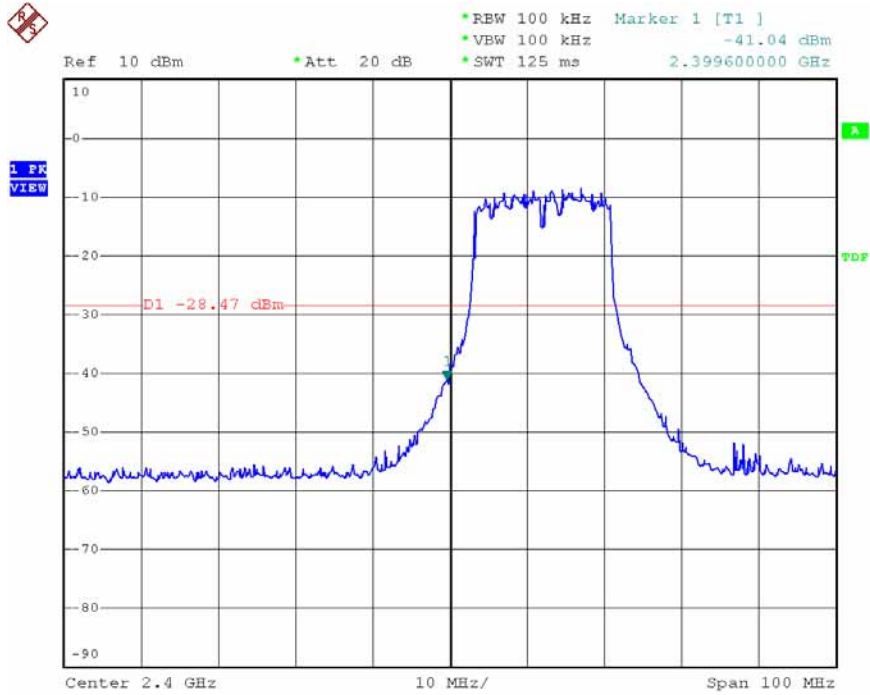


Date: 26.DEC.2007 14:29:52

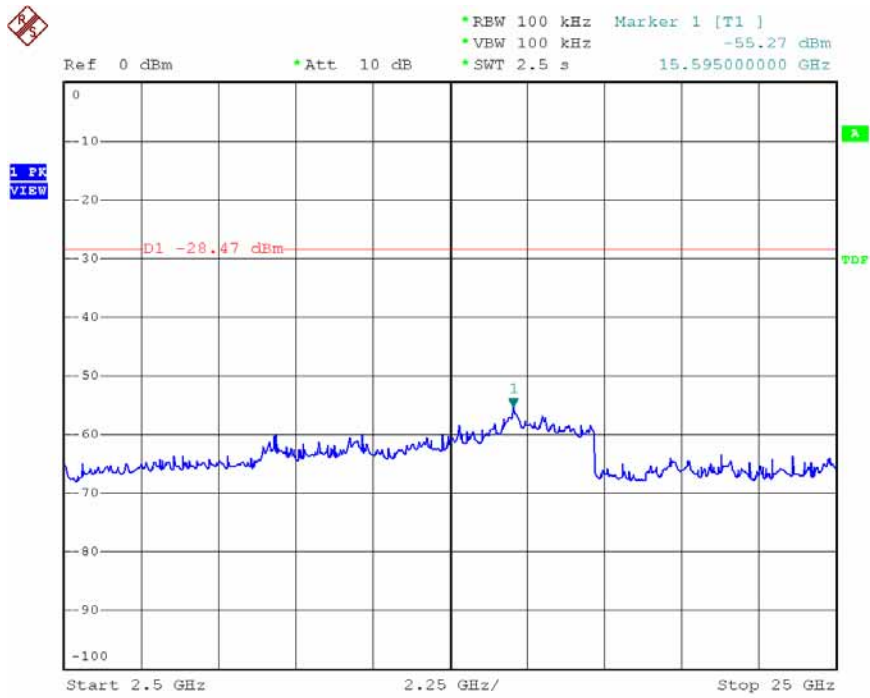


Date: 26.DEC.2007 14:31:28

Modulation Standard: 802.11Draft n, 20MHz (6.5Mbps) –TX1
 Channel: 01

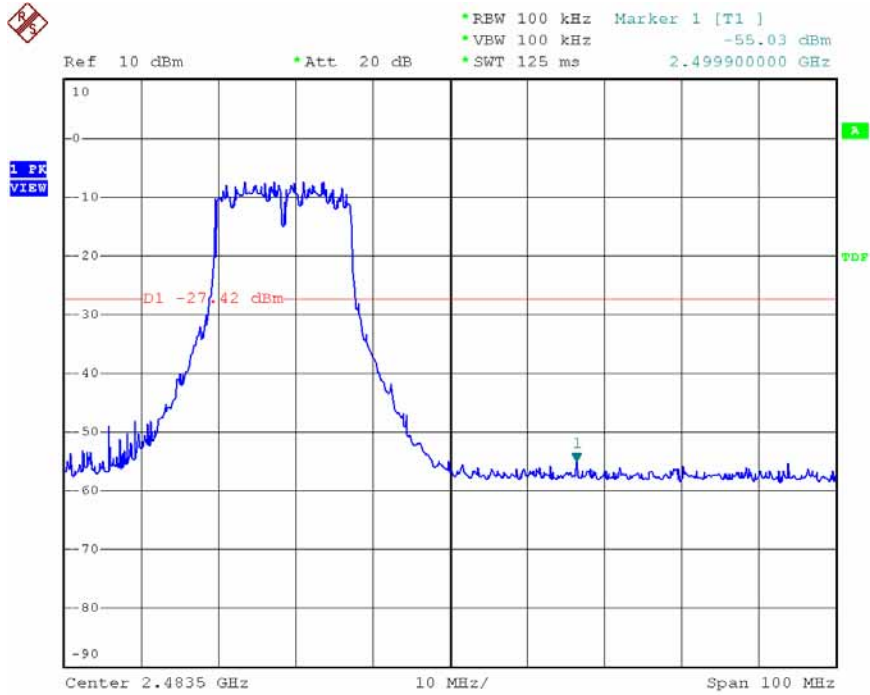


Date: 26.DEC.2007 14:19:09

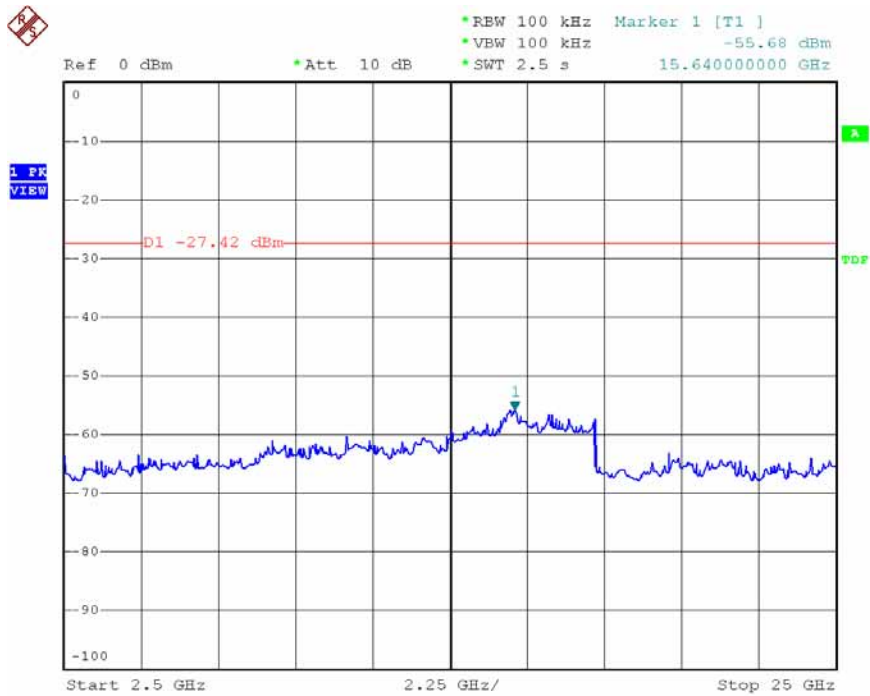


Date: 26.DEC.2007 14:19:54

Modulation Standard: 802.11Draft n, 20MHz (6.5Mbps) –TX1
 Channel: 11

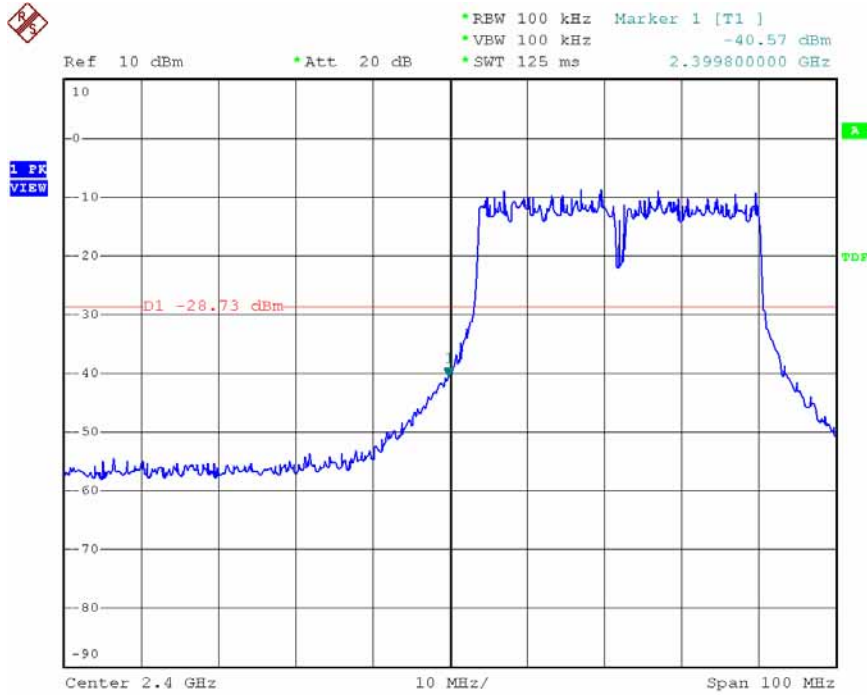


Date: 26.DEC.2007 14:33:26

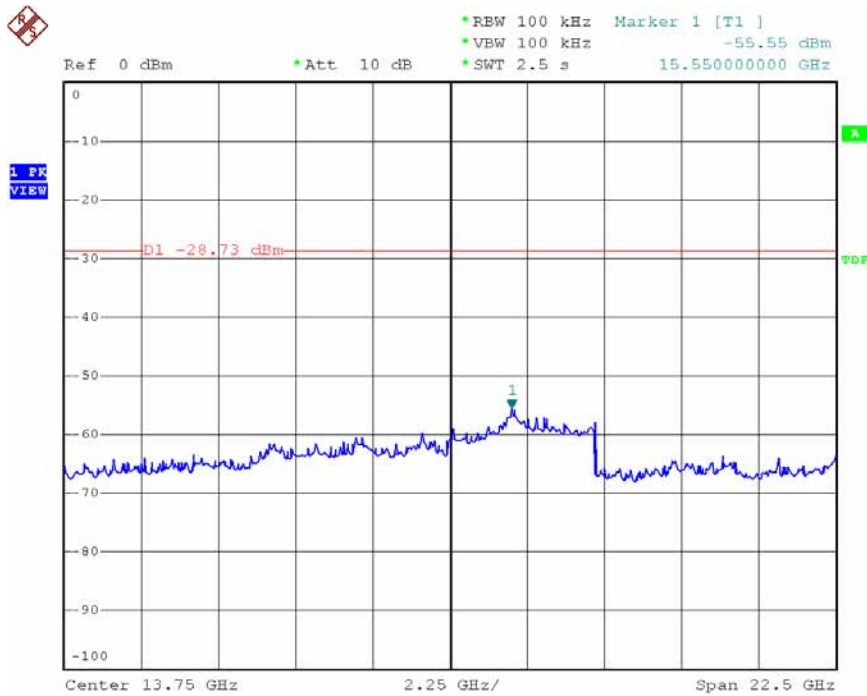


Date: 26.DEC.2007 14:34:18

Modulation Standard: 802.11Draft n, 40MHz (13.5Mbps) –TX0
 Channel: 03

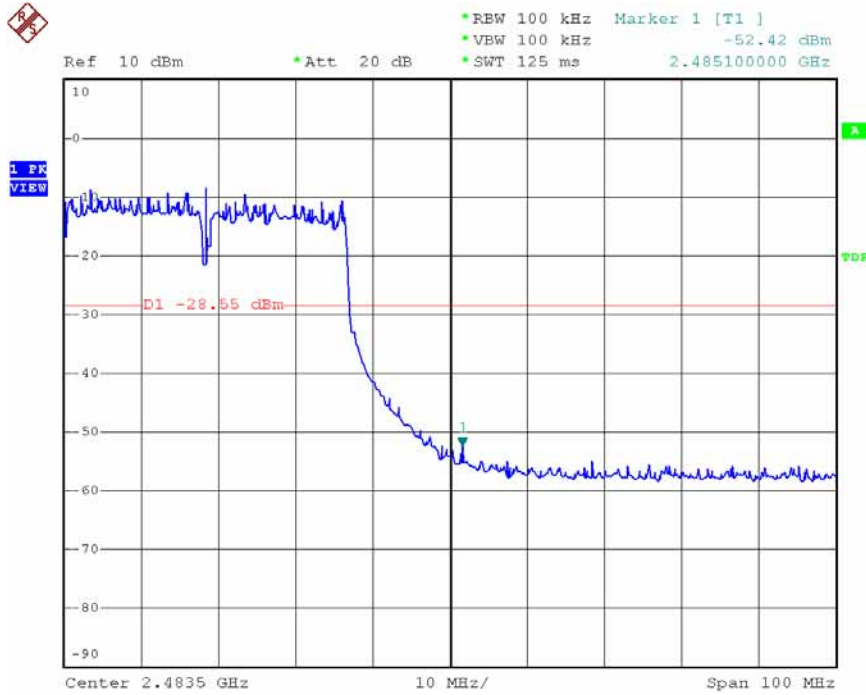


Date: 26.DEC.2007 14:47:43

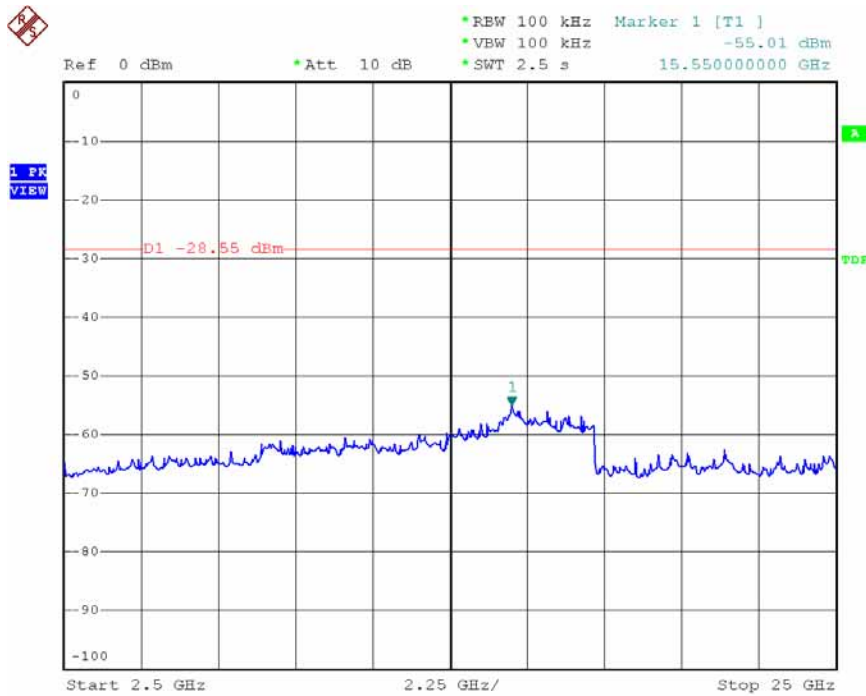


Date: 26.DEC.2007 14:48:18

Modulation Standard: 802.11Draft n, 40MHz (13.5Mbps) –TX0
 Channel: 09

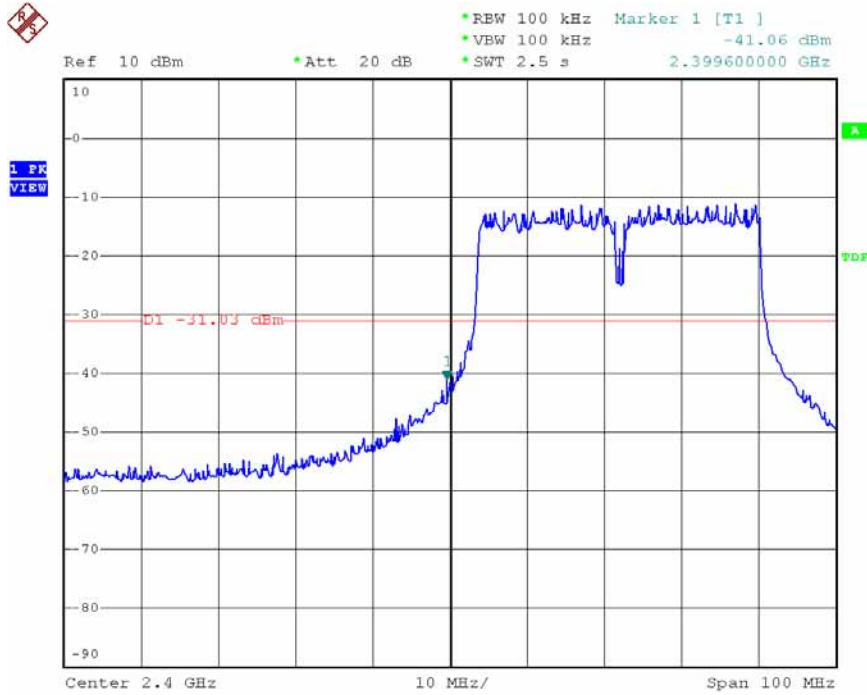


Date: 26.DEC.2007 14:40:58

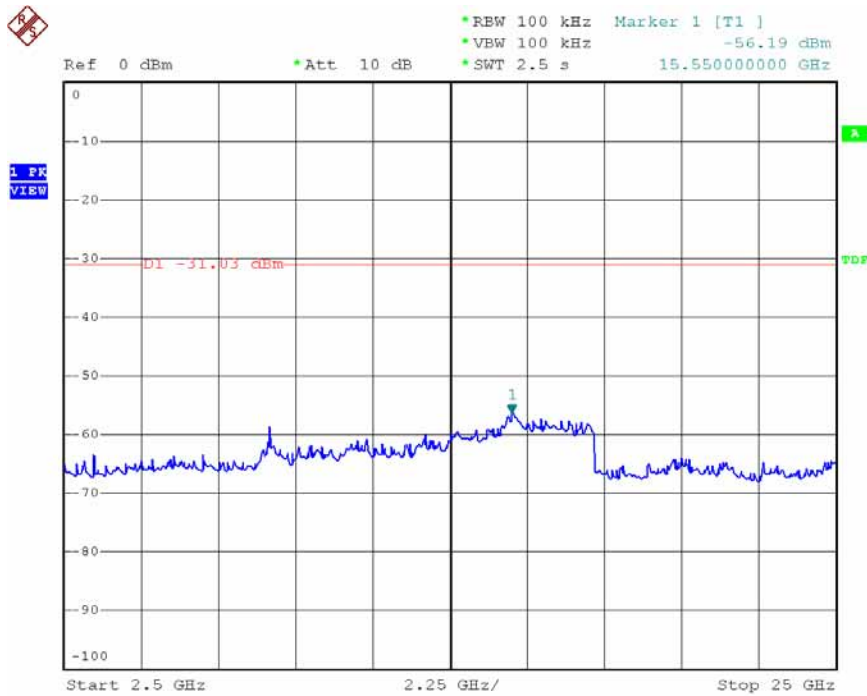


Date: 26.DEC.2007 14:45:19

Modulation Standard: 802.11Draft n, 40MHz (13.5Mbps) –TX1
 Channel: 03

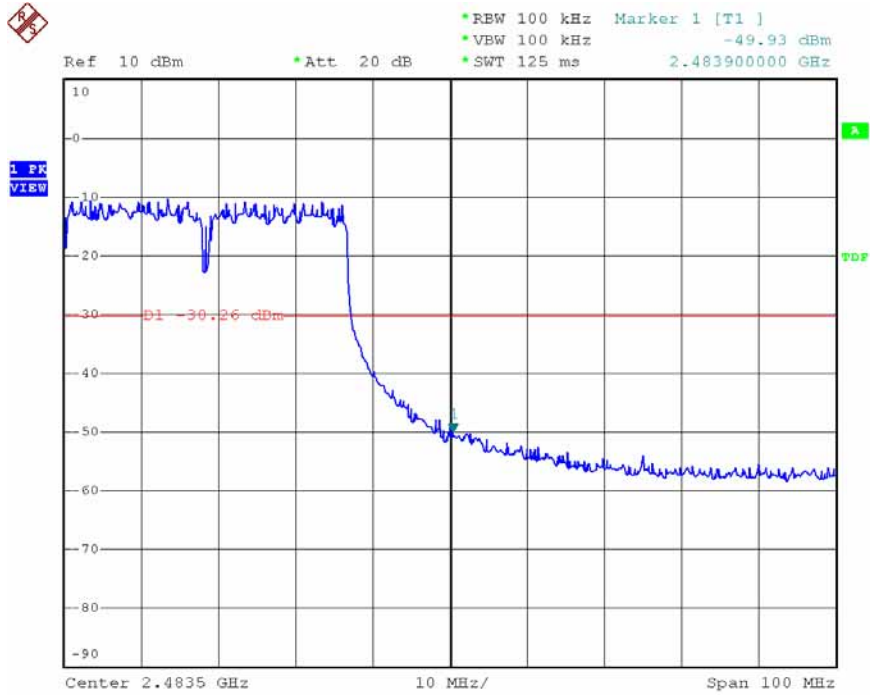


Date: 26.DEC.2007 14:51:16

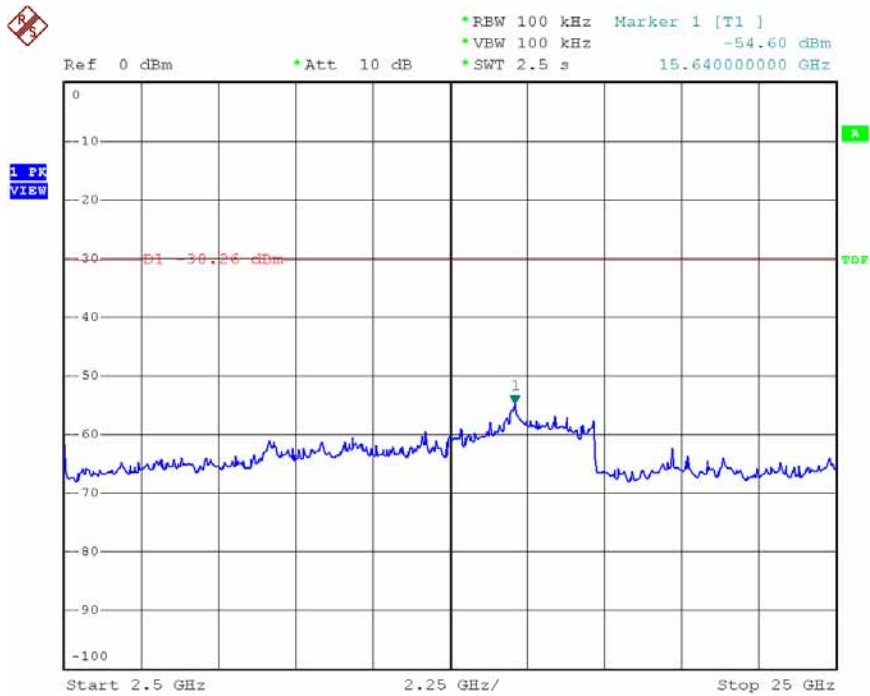


Date: 26.DEC.2007 14:51:55

Modulation Standard: 802.11Draft n, 40MHz (13.5Mbps) –TX1
 Channel: 09



Date: 26.DEC.2007 14:37:23



Date: 26.DEC.2007 14:38:11

8.6 Restrict band emission Measurement Data

Modulation Standard: IEEE 802.11b (11Mbps)

Test Date: Dec. 27, 2007 Temperature: 22 Humidity: 65% Atmospheric pressure: 1030 hPa

a) Channel 1

Frequency (MHz)	Ant-Pol H/V	Meter Reading	Corrected Factor	Result (dBuV/m)	Remark	Limit@3m (dBuV/m)		Margin (dB)	Table (Deg.)	Ant High (m)
						Peak	Ave.			
2370.38	H	51.66	-3.17	48.50	Peak	74	54	-25.50	220	1.2
2370.08	H	40.18	-3.17	37.01	Ave	74	54	-16.99	220	1.2
2368.85	V	65.25	-3.17	62.08	Peak	74	54	-11.92	198	1.0
2370.08	V	54.04	-3.17	50.87	Ave	74	54	-3.13	198	1.0

b) Channel 11

Frequency (MHz)	Ant-Pol H/V	Meter Reading	Corrected Factor	Result (dBuV/m)	Remark	Limit@3m (dBuV/m)		Margin (dB)	Table (Deg.)	Ant High (m)
						Peak	Ave.			
2485.64	H	49.44	-2.75	46.69	Peak	74	54	-27.31	220	1.2
2497.42	H	38.01	-2.71	35.30	Ave	74	54	-18.70	220	1.2
2499.89	V	55.83	-2.70	53.13	Peak	74	54	-20.87	198	1.0
2500.00	V	44.63	-2.70	41.93	Ave	74	54	-12.07	198	1.0

Modulation Standard: 802.11g (6Mbps)

Test Date: Dec. 27, 2007 Temperature: 22 Humidity: 65% Atmospheric pressure: 1030 hPa

a) Channel 1

Frequency (MHz)	Ant-Pol H/V	Meter Reading	Corrected Factor	Result (dBuV/m)	Remark	Limit@3m (dBuV/m)		Margin (dB)	Table (Deg.)	Ant High (m)
						Peak	Ave.			
2370.89	H	52.27	-3.16	49.11	Peak	74	54	-24.89	220	1.2
2367.33	H	39.86	-3.18	36.68	Ave	74	54	-17.32	220	1.2
2389.76	V	65.70	-3.10	62.60	Peak	74	54	-11.40	198	1.0
2389.97	V	53.76	-3.10	50.67	Ave	74	54	-3.33	198	1.0

b) Channel 11

Frequency (MHz)	Ant-Pol H/V	Meter Reading	Corrected Factor	Result (dBuV/m)	Remark	Limit@3m (dBuV/m)		Margin (dB)	Table (Deg.)	Ant High (m)
						Peak	Ave.			
2499.39	H	49.78	-2.70	47.08	Peak	74	54	-26.92	220	1.2
2497.11	H	37.99	-2.71	35.28	Ave	74	54	-18.72	220	1.2
2499.39	V	60.19	-2.70	57.49	Peak	74	54	-16.51	198	1.0
2500.00	V	48.70	-2.70	46.00	Ave	74	54	-8.00	198	1.0

Notes:

1. Result = Meter Reading + Factor
2. Factor = Antenna Factor + Cable Loss – Amplifier
3. The resolution bandwidth of test receiver/spectrum analyzer is 1 MHz and video bandwidth is 3 MHz for Peak detection at frequency above 1GHz.
4. The resolution bandwidth of test receiver/spectrum analyzer is 1MHz and video bandwidth is 10Hz for Average detection at frequency above 1GHz

Modulation Standard: IEEE 802.11Draft n, 20MHz (6.5Mbps)

Test Date: Dec. 27, 2007 Temperature: 22 Humidity: 65% Atmospheric pressure: 1030 hPa

a) Channel 1

Frequency (MHz)	Ant-Pol H/V	Meter Reading	Corrected Factor	Result (dBuV/m)	Remark	Limit@3m (dBuV/m)		Margin (dB)	Table (Deg.)	Ant High (m)
						Peak	Ave.			
2358.65	H	51.77	-3.21	48.56	Peak	74	54	-25.44	220	1.2
2368.55	H	39.60	-3.17	36.43	Ave	74	54	-17.57	220	1.2
2389.97	V	66.47	-3.10	63.37	Peak	74	54	-10.63	198	1.0
2389.97	V	53.83	-3.10	50.74	Ave	74	54	-3.26	198	1.0

b) Channel 11

Frequency (MHz)	Ant-Pol H/V	Meter Reading	Corrected Factor	Result (dBuV/m)	Remark	Limit@3m (dBuV/m)		Margin (dB)	Table (Deg.)	Ant High (m)
						Peak	Ave.			
2483.55	H	49.48	-2.76	46.73	Peak	74	54	-27.27	220	1.2
2496.47	H	37.99	-2.71	35.27	Ave	74	54	-18.73	220	1.2
2498.25	V	60.07	-2.71	57.36	Peak	74	54	-16.64	198	1.0
2500.00	V	48.47	-2.70	45.77	Ave	74	54	-8.23	198	1.0

Modulation Standard: IEEE 802.11Draft n, 40MHz (13.5Mbps)

Test Date: Dec. 27, 2007 Temperature: 22 Humidity: 65% Atmospheric pressure: 1030 hPa

a) Channel 3

Frequency (MHz)	Ant-Pol H/V	Meter Reading	Corrected Factor	Result (dBuV/m)	Remark	Limit@3m (dBuV/m)		Margin (dB)	Table (Deg.)	Ant High (m)
						Peak	Ave.			
2389.97	H	51.76	-3.10	48.66	Peak	74	54	-25.34	220	1.2
2386.70	H	39.77	-3.11	36.66	Ave	74	54	-17.34	220	1.2
2386.40	V	66.27	-3.11	63.16	Peak	74	54	-10.84	198	1.0
2386.70	V	53.84	-3.11	50.73	Ave	74	54	-3.27	198	1.0

b) Channel 09

Frequency (MHz)	Ant-Pol H/V	Meter Reading	Corrected Factor	Result (dBuV/m)	Remark	Limit@3m (dBuV/m)		Margin (dB)	Table (Deg.)	Ant High (m)
						Peak	Ave.			
2483.93	H	49.13	-2.76	46.37	Peak	74	54	-27.63	220	1.2
2495.59	H	37.98	-2.72	35.26	Ave	74	54	-18.74	220	1.2
2495.14	V	60.49	-2.72	57.77	Peak	74	54	-16.23	198	1.0
2487.35	V	48.71	-2.75	45.96	Ave	74	54	-8.04	198	1.0

9. Power Spectral Density

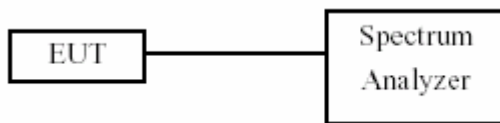
9.1 Test Limit

The Maximum of Power Spectral Density Measurement is 8dBm.

9.2 Test Procedures

- a. The transmitter output was connected to spectrum analyzer.
- b. The spectrum analyzer's resolution bandwidth were set at 3KHz RBW and 30KHz VBW as that of the fundamental frequency. Set the sweep time=span/3KHz.
- c. The power spectral density was measured and recorded.
- d. The Sweep time is allowed to be longer than span/3KHz for a full response of the mixer in the spectrum analyzer.

9.3 Test Setup Layout :



9.4 List of Measuring Equipment Used

Instrument/Ancillary	Model No.	Manufacturer	Serial No.	Calibration Date	Valid Date.
Spectrum Analyzer	FSP40	R&S	100047	2007/01/23	2008/01/22

9.5 Test Result and Data

- (1) Modulation Standard: IEEE 802.11b (11Mbps)

Test Date: Dec. 18, 2007 Temperature: 22 Humidity: 60% Atmospheric pressure: 1008 hPa

Channel	Frequency	Maximum Power Density of 3 kHz Bandwidth (dBm)
01	2412	-13.61
06	2437	-12.83
11	2462	-14.21

- (2) Modulation Standard: IEEE 802.11g (6Mbps)

Test Date: Dec. 18, 2007 Temperature: 22 Humidity: 60% Atmospheric pressure: 1008 hPa

Channel	Frequency	Maximum Power Density of 3 kHz Bandwidth (dBm)
01	2412	-22.06
06	2437	-21.61
11	2462	-21.61

- (3) Modulation Standard: IEEE 802.11Draft n, 20MHz (6.5Mbps)

Test Date: Dec. 18, 2007 Temperature: 22 Humidity: 60% Atmospheric pressure: 1008 hPa

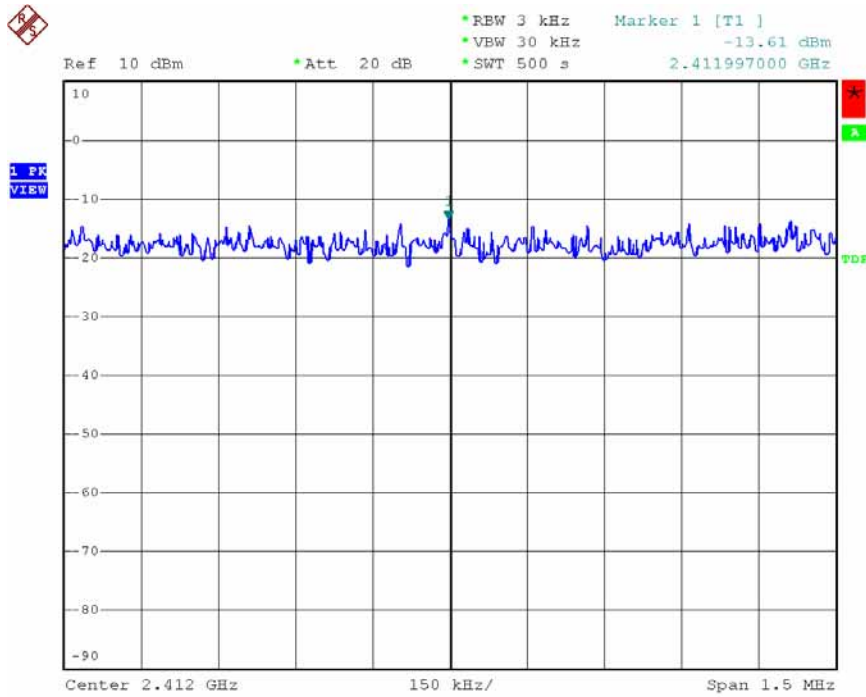
Channel	Frequency	Maximum Power Density of 3 kHz Bandwidth (dBm)		
		TX0	TX1	Total
01	2412	-20.67	-23.25	-18.76
06	2437	-20.12	-20.23	-17.16
11	2462	-21.43	-19.44	-17.31

- (4) Modulation Standard: IEEE 802.11Draft n, 40MHz (13.5Mbps)

Test Date: Dec. 18, 2007 Temperature: 22 Humidity: 60% Atmospheric pressure: 1008 hPa

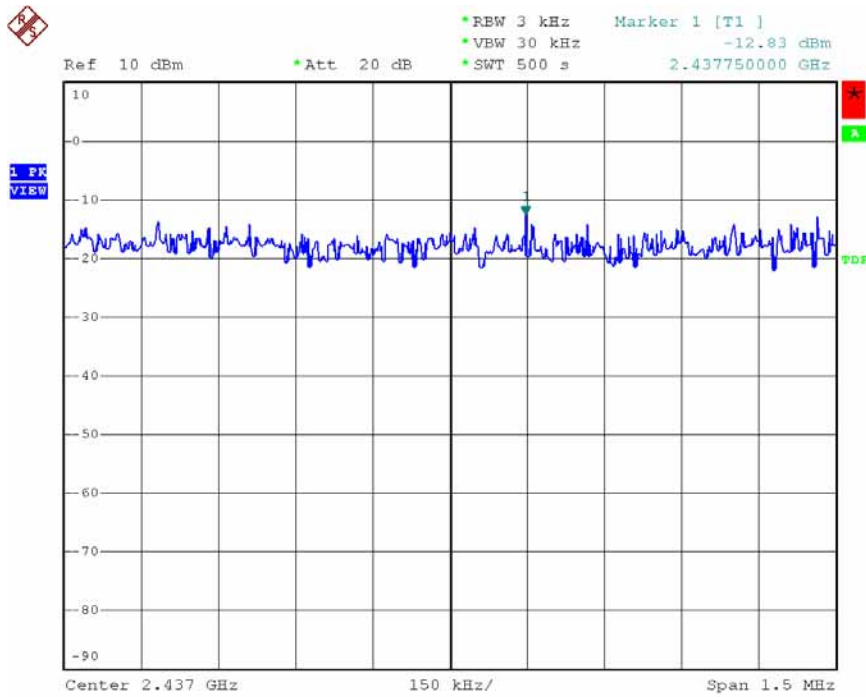
Channel	Frequency	Maximum Power Density of 3 kHz Bandwidth (dBm)		
		TX0	TX1	Total
03	2422	-15.46	-21.62	-14.52
06	2437	-24.83	-15.96	-15.43
09	2452	-19.63	-14.91	13.65

Modulation Standard: 802.11b (11Mbps)
Channel: 01



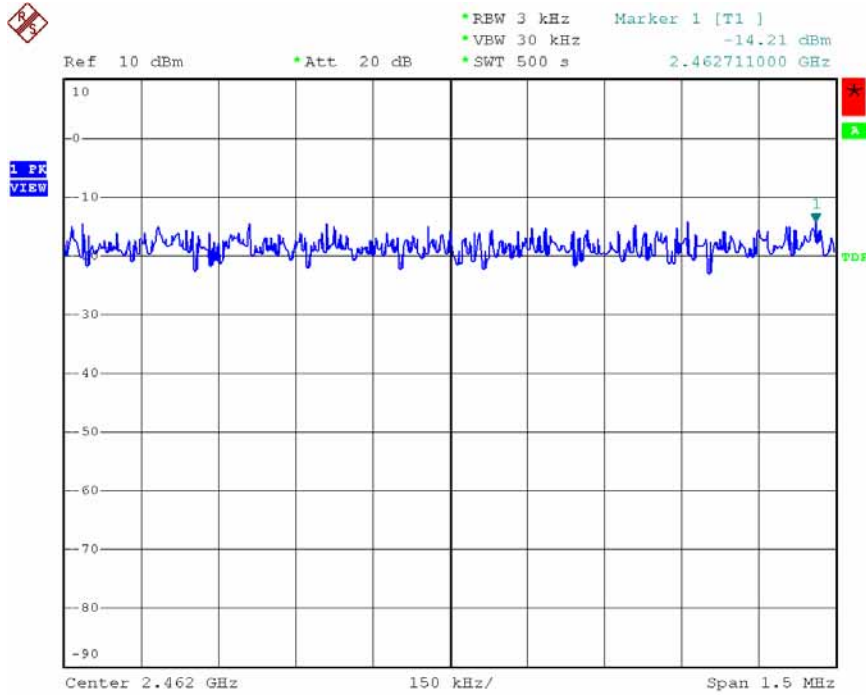
Date: 18.DEC.2007 23:12:20

Modulation Standard: 802.11b (11Mbps)
Channel: 06



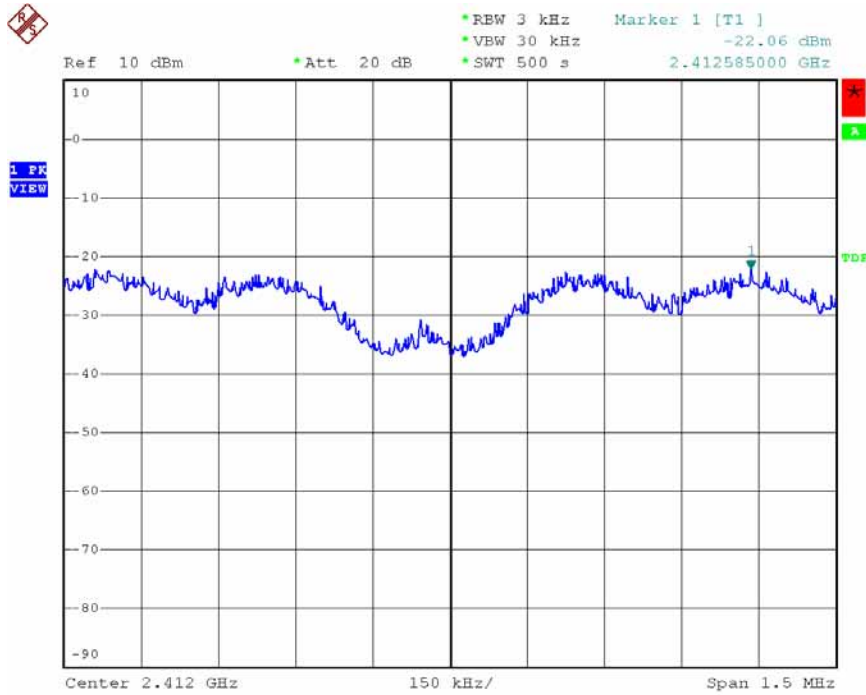
Date: 18.DEC.2007 23:13:57

Modulation Standard: 802.11b (11Mbps)
Channel: 11



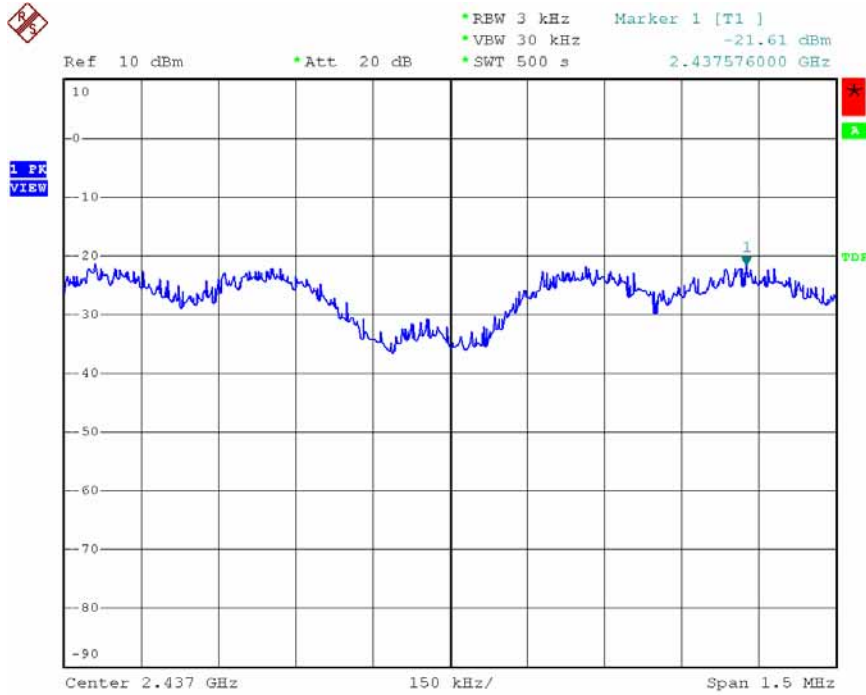
Date: 18.DEC.2007 23:14:42

Modulation Standard: 802.11g (6Mbps)
Channel: 01



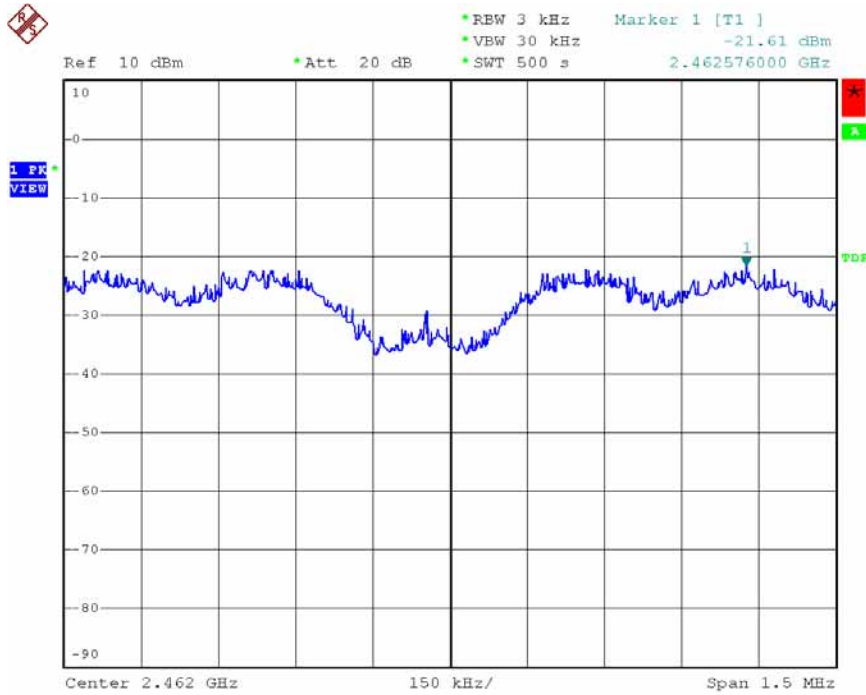
Date: 18.DEC.2007 23:10:40

Modulation Standard: 802.11g (6Mbps)
Channel: 06



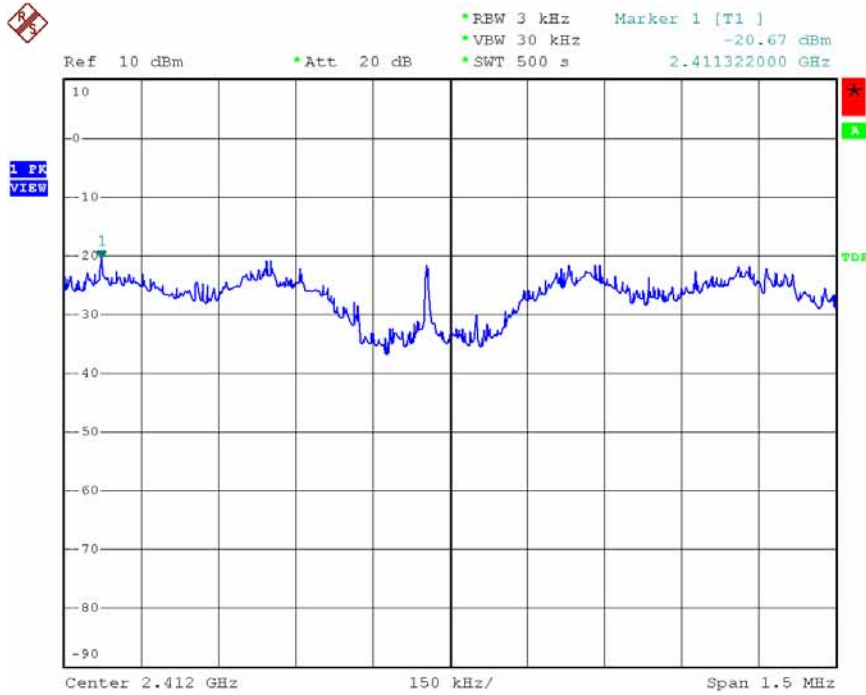
Date: 18.DEC.2007 23:09:52

Modulation Standard: 802.11g (6Mbps)
Channel: 11



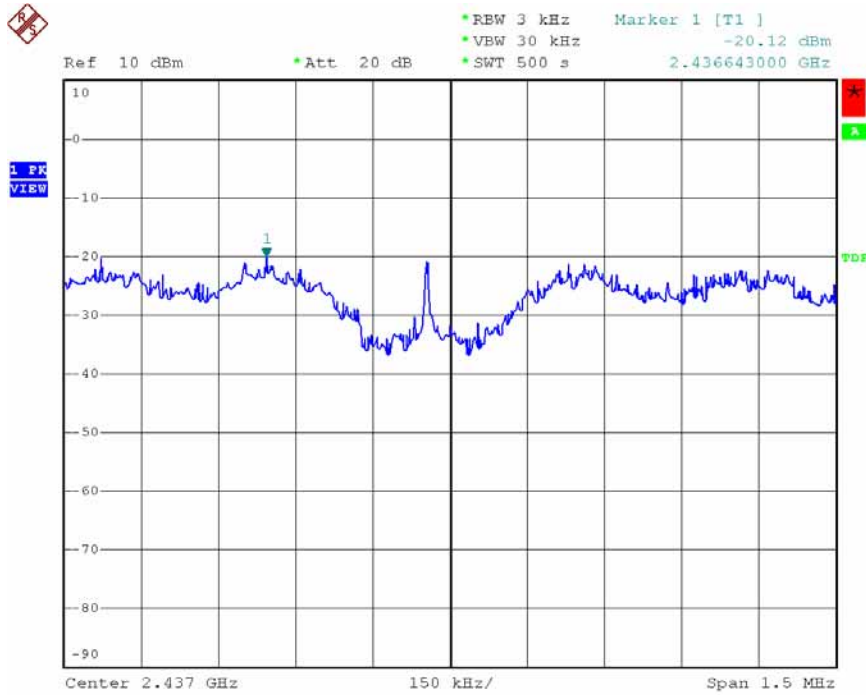
Date: 18.DEC.2007 23:08:48

Modulation Standard: 802.11Draft n, 20MHz (6.5Mbps) – TX0
Channel: 01



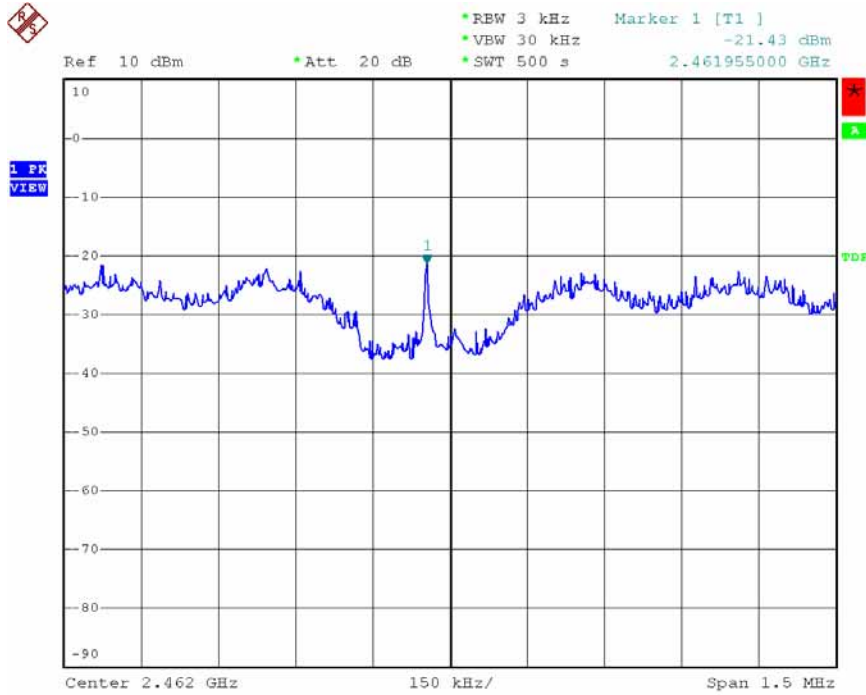
Date: 26.DEC.2007 15:15:42

Modulation Standard: 802.11Draft n, 20MHz (6.5Mbps) – TX0
Channel: 06



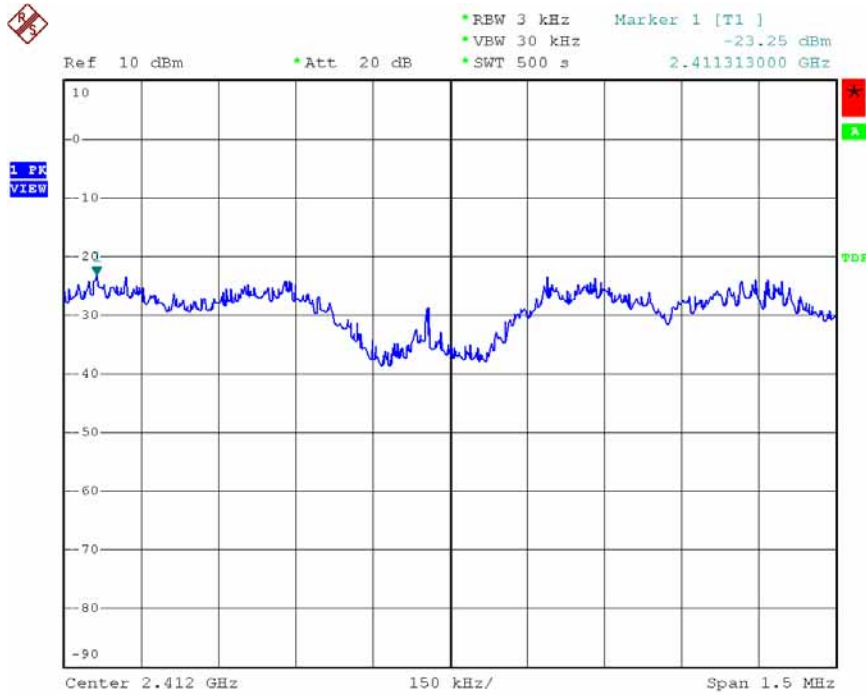
Date: 26.DEC.2007 15:18:49

Modulation Standard: 802.11Draft n, 20MHz (6.5Mbps) – TX0
Channel: 11



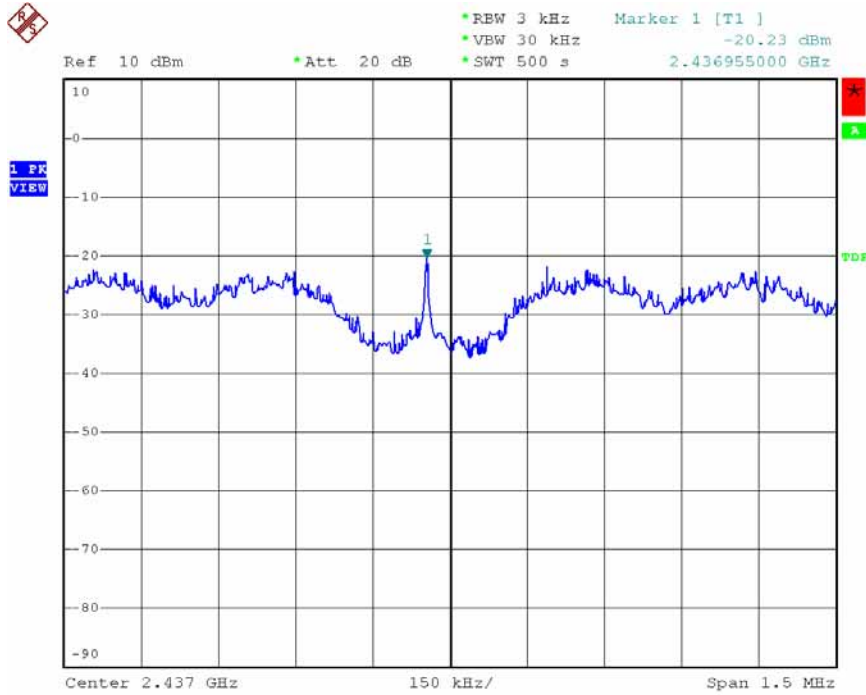
Date: 26.DEC.2007 15:19:32

Modulation Standard: 802.11Draft n, 20MHz (6.5Mbps) – TX1
Channel: 01



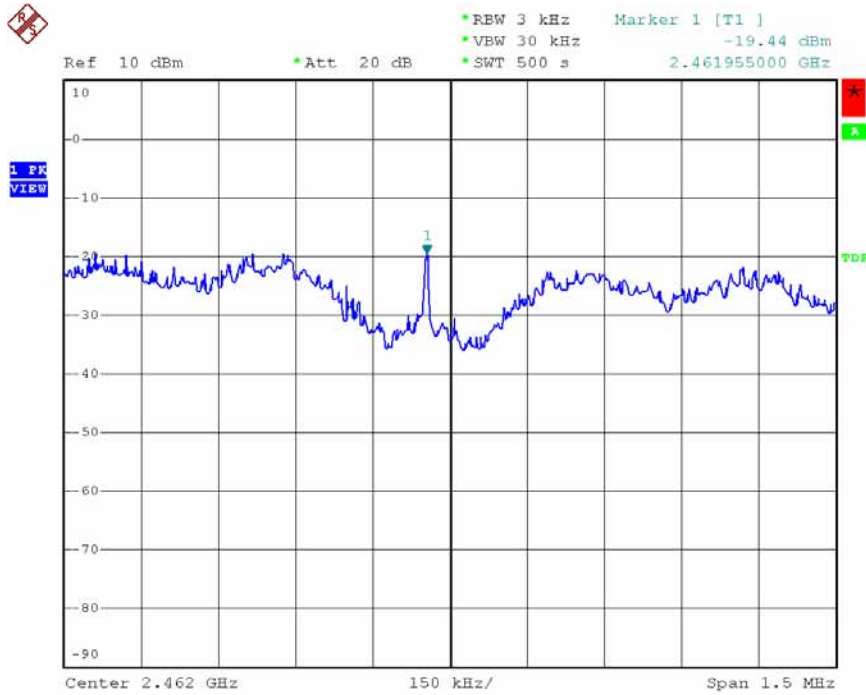
Date: 26.DEC.2007 15:12:29

Modulation Standard: 802.11Draft n, 20MHz (6.5Mbps) – TX1
 Channel: 06



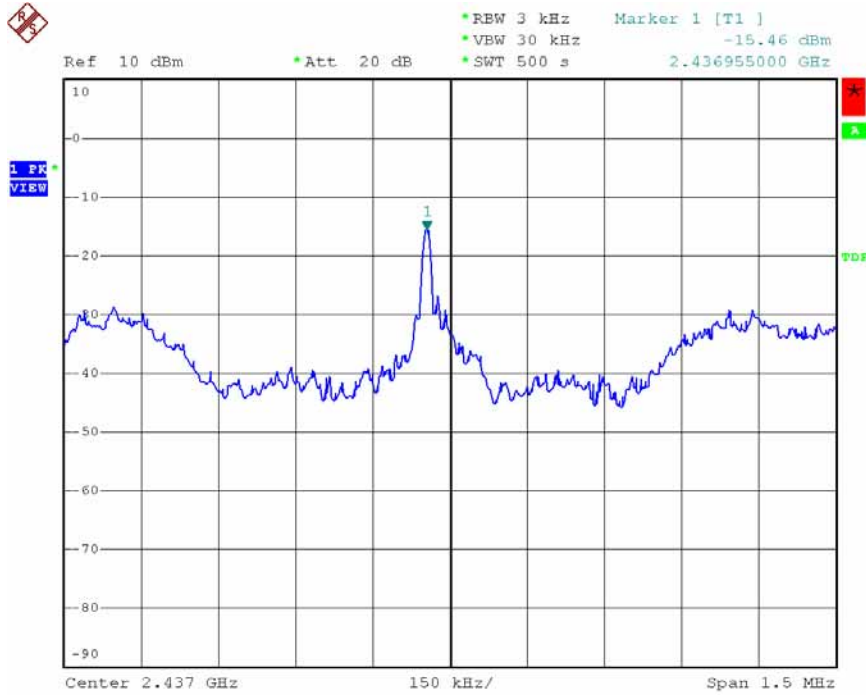
Date: 26.DEC.2007 15:11:24

Modulation Standard: 802.11Draft n, 20MHz (6.5Mbps) – TX1
 Channel: 11



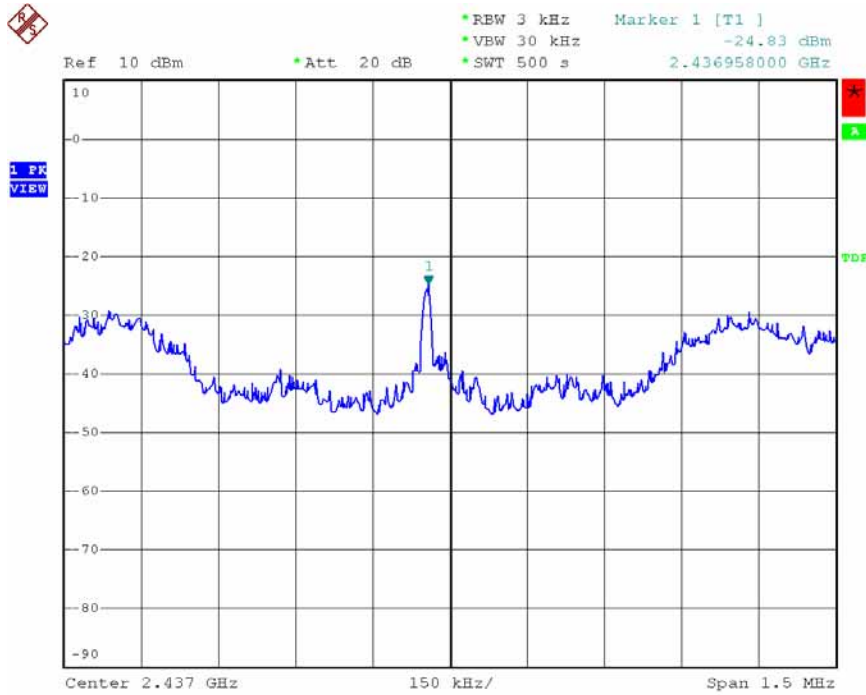
Date: 26.DEC.2007 15:10:27

Modulation Standard: 802.11Draft n, 40MHz (13.5Mbps) – TX0
Channel: 03



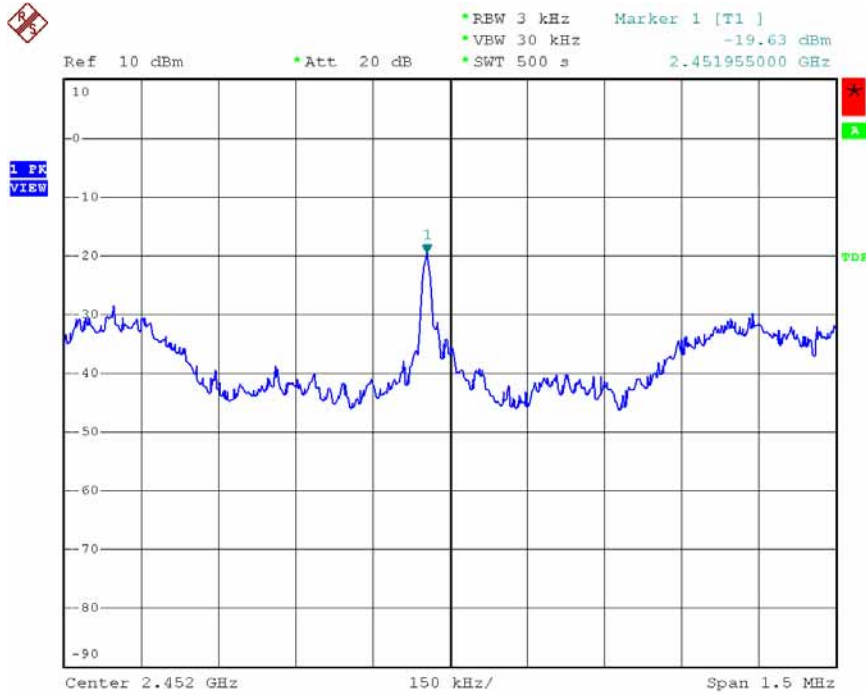
Date: 26.DEC.2007 15:00:55

Modulation Standard: 802.11Draft n, 40MHz (13.5Mbps) – TX0
Channel: 06



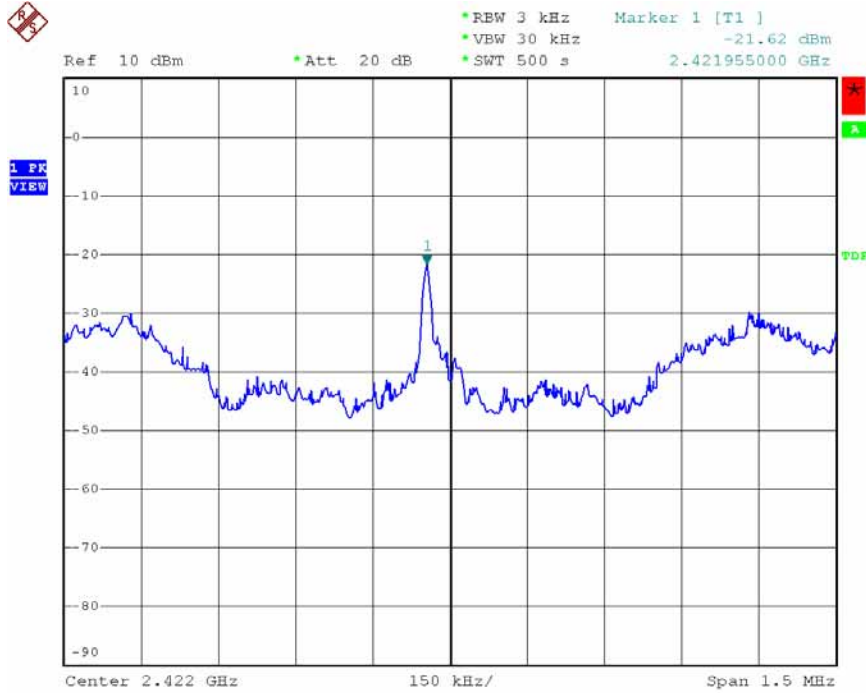
Date: 26.DEC.2007 15:01:31

Modulation Standard: 802.11Draft n, 40MHz (13.5Mbps) – TX0
Channel: 09



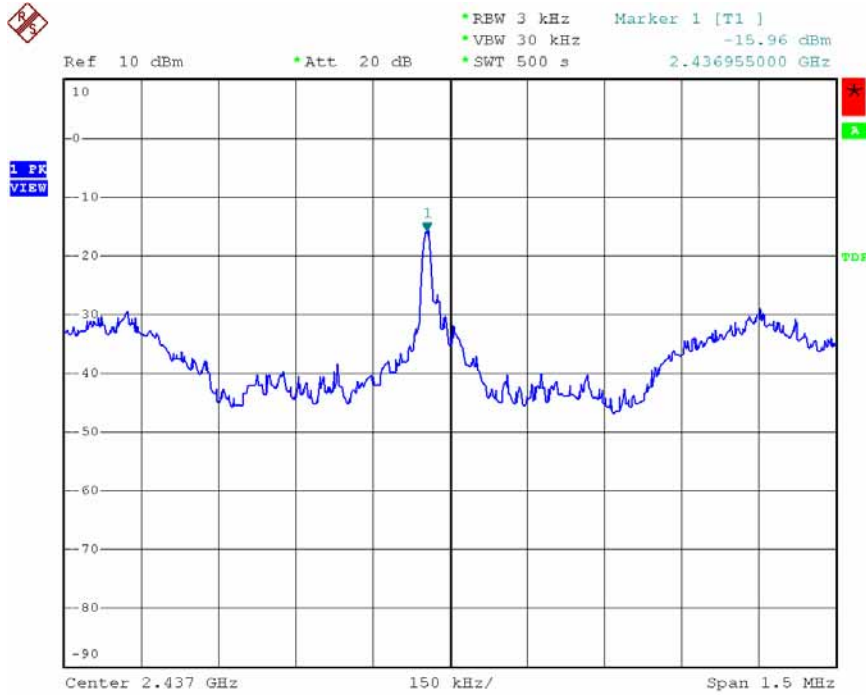
Date: 26.DEC.2007 15:02:57

Modulation Standard: 802.11Draft n, 40MHz (13.5Mbps) – TX1
Channel: 03



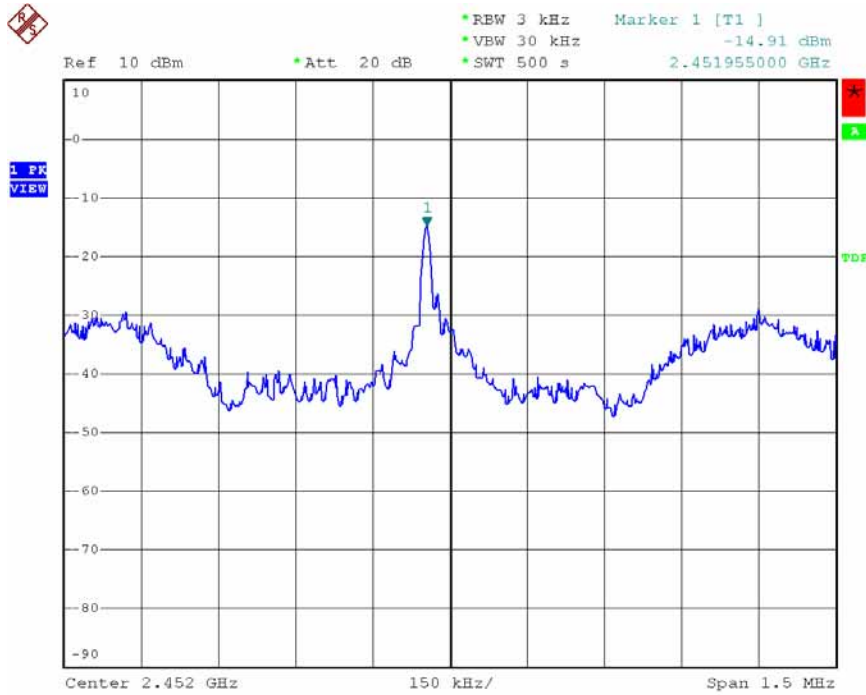
Date: 26.DEC.2007 14:58:29

Modulation Standard: 802.11Draft n, 40MHz (13.5Mbps) – TX1
 Channel: 06



Date: 26.DEC.2007 14:56:48

Modulation Standard: 802.11Draft n, 40MHz (13.5Mbps) – TX1
 Channel: 09



Date: 26.DEC.2007 15:04:47

10. Restricted Bands of Operation

Only spurious emissions are permitted in any of the frequency bands listed below:

MHz	MHz	MHz	GHz
0.09000 – 0.11000	16.42000 – 16.42300	399.9 – 410.0	4.500 – 5.250
0.49500 – 0.505**	16.69475 – 16.69525	608.0 – 614.0	5.350 – 5.460
2.17350 – 2.19050	16.80425 – 16.80475	960.0 – 1240.0	7.250 – 7.750
4.12500 – 4.12800	25.50000 – 25.67000	1300.0 – 1427.0	8.025 – 8.500
4.17725 – 4.17775	37.50000 – 38.25000	1435.0 – 1626.5	9.000 – 9.200
4.20725 – 4.20775	73.00000 – 74.60000	1645.5 – 1646.5	9.300 – 9.500
6.21500 – 6.21800	74.80000 – 75.20000	1660.0 – 1710.0	10.600 – 12.700
6.26775 – 6.26825	108.00000 – 121.94000	1718.8 – 1722.2	13.250 – 13.400
6.31175 – 6.31225	123.00000 – 138.00000	2200.0 – 2300.0	14.470 – 14.500
8.29100 – 8.29400	149.90000 – 150.05000	2310.0 – 2390.0	15.350 – 16.200
8.36200 – 8.36600	156.52475 – 156.52525	2483.5 – 2500.0	17.700 – 21.400
8.37625 – 8.38675	156.70000 – 156.90000	2655.0 – 2900.0	22.010 – 23.120
8.41425 – 8.41475	162.01250 – 167.17000	3260.0 – 3267.0	23.600 – 24.000
12.29000 – 12.29300	167.72000 – 173.20000	3332.0 – 3339.0	31.200 – 31.800
12.51975 – 12.52025	240.00000 – 285.00000	3345.8 – 3358.0	36.430 – 36.500
12.57675 – 12.57725	322.00000 – 335.40000	3600.0 – 4400.0	Above 38.6
13.36000 – 13.41000			

** : Until February 1, 1999, this restricted band shall be 0.490-0.510 MHz

10.1 Labeling Requirement

The device shall bear the following statement in a conspicuous location on the device:

This device complies with part 15 of the FCC Rules. Operation is subject to the following two conditions: (1) This device may not cause harmful interference, and (2) this device must accept any interference received, including interference that may cause undesired operation.