

FCC TEST REPORT

according to

FCC Rules and Regulations

Part 15 Subpart C & E

| | |
|------------|---|
| Applicant | SerComm Corporation |
| Address | 8F, No. 3-1, YuanQu St., NanKang, Taipei 115, Taiwan, R.O.C. |
| Equipment | A or G Wireless Router |
| Model No. | IP906SM |
| FCC ID | P27IP906SM |
| Trade Name | Sercomm |

Laboratory accreditation



1332

- The test result refers exclusively to the test presented test model / sample.,
- Without written approval of **Exclusive Certification Corp.** the test report shall not be reproduced except in full.
- The EUT is also considered as a kind of computer peripheral, because the connection to computer is necessary for typical use. It has been verified to comply with the requirements of FCC Part 15, Subpart B, Class B (DoC). The test report has been issued separately.

CONTENTS

| | |
|--|----|
| CERTIFICATE OF COMPLIANCE | 4 |
| 1. Report of Measurements and Examinations..... | 5 |
| 1.1 List of Measurements and Examinations | 5 |
| 2. Test Configuration of Equipment under Test..... | 6 |
| 2.1 Feature of Equipment under Test | 6 |
| 2.2 RF Module Specifications | 6 |
| 2.3 Test Mode and Test Software..... | 7 |
| 2.4 Description of Test System | 7 |
| 2.5 Connection Diagram of Test System | 8 |
| 2.6 General Information of Test | 9 |
| 2.7 History of this test report | 9 |
| 3. Antenna Requirements..... | 10 |
| 3.1 Standard Applicable | 10 |
| 3.2 Antenna Construction and Directional Gain | 10 |
| 4. Test of Conducted Emission | 11 |
| 4.1 Test Limit..... | 11 |
| 4.2 Test Procedures | 11 |
| 4.3 Typical Test Setup..... | 12 |
| 4.4 Measurement equipment..... | 12 |
| 4.5 Test Result and Data..... | 13 |
| 5. Test of Radiated Emission | 28 |
| 5.1 Test Limit..... | 28 |
| 5.2 Test Procedures..... | 28 |
| 5.3 Typical Test Setup Layout of Radiated Emission | 29 |
| 5.4 Measurement equipment..... | 29 |
| 5.5 Test Result and Data..... | 30 |
| 6. Peak Transmit Power..... | 49 |
| 6.1 Test Procedure | 49 |
| 6.2 Test Setup Layout | 49 |
| 6.3 Test Result and Data..... | 49 |
| 7. Peak Power Excursion | 57 |
| 7.1 Test Procedure | 57 |
| 7.2 Test Setup Layout | 57 |
| 7.3 Test Result and Data..... | 57 |
| 8. Peak Power Spectral Density..... | 62 |
| 8.1 Test Procedure | 62 |
| 8.2 Test Setup Layout | 62 |
| 8.3 Test Result and Data..... | 62 |
| 9. Frequency Stability | 67 |
| 9.1 Test Procedure | 67 |
| 9.2 Test Setup Layout | 67 |
| 9.3 Test Result and Data..... | 68 |
| 10. Band Edges Measurement | 69 |
| 10.1 Test Procedure | 69 |
| 10.2 Test Result and Data..... | 69 |
| 10.3 Restrict Band Emission Measurement Data..... | 71 |

| | | |
|------|---------------------------------------|---------|
| 11. | 6dB Bandwidth..... | 72 |
| 11.1 | Test Procedure..... | 72 |
| 11.2 | Test Setup Layout..... | 72 |
| 11.3 | Test Result and Data..... | 72 |
| 12. | Maximum Peak Output Power..... | 75 |
| 12.1 | Test Procedure..... | 75 |
| 12.2 | Test Setup Layout..... | 75 |
| 12.3 | Test Result and Data..... | 75 |
| 13. | Band Edges Measurement..... | 78 |
| 13.1 | Test Procedure..... | 78 |
| 13.2 | Test Result and Data..... | 78 |
| 14. | Power Spectral Density..... | 81 |
| 14.1 | Test Procedure..... | 81 |
| 14.2 | Test Setup Layout..... | 81 |
| 14.3 | Test Result and Data..... | 81 |
| 15. | Restricted Bands of Operation..... | 84 |
| 15.1 | Labeling Requirement..... | 84 |
| 16. | List of Measuring Equipment Used..... | 85 |
| | Appendix A. Photographs of EUT..... | A1 ~ A5 |

CERTIFICATE OF COMPLIANCE

according to

FCC Rules and Regulations

Part 15 Subpart C & E

| | |
|-----------|---|
| Applicant | SerComm Corporation |
| Address | 8F, No. 3-1, YuanQu St., NanKang, Taipei 115, Taiwan, R.O.C. |
| Equipment | A or G Wireless Router |
| Model No. | IP906SM |
| FCC ID | P27IP906SM |

I HEREBY CERTIFY THAT :

The measurements shown in this test report were made in accordance with the procedures given in **ANSI C63.4**. The equipment was **passed** the test performed according to **FCC Rules and Regulations Part 15 Subpart C & E (2003)**. The test was carried out on May. 06, 2005 at *Exclusive Certification Corp.*

Signature


Anson Chou / Manager

1. Report of Measurements and Examinations

1.1 List of Measurements and Examinations

For Frequency 5.15GHz ~ 5.35GHZ

| Applied Standard : FCC Part 15, Subpart E (Section 15.407) | | |
|--|-------------------------------|--------|
| FCC Rule | Description of Test | Result |
| 15.407(b)(5) | . Conducted Emission | Pass |
| 15.407(b/1/2/3)(b)(5) | . Radiated Emission | Pass |
| 15.407(a/1/2/3) | . Peak Transmit Power | Pass |
| 15.407(a)(6) | . Peak Power Excursion | Pass |
| 15.407(a/1/2/3) | . Peak Power Spectral Density | Pass |
| 15.407(g) | . Frequency Stability | Pass |

For Frequency 5.725GHz ~ 5.85GHZ

| Applied Standard : FCC Part 15, Subpart C (Section 15.247) | | |
|--|--|--------|
| FCC Rule | Description of Test | Result |
| 15.203 | . Antenna Requirement | Pass |
| 15.207 | . Conducted Emission | Pass |
| 15.209 | . Radiated Emission | Pass |
| 15.247(a)(2) | . 6dB Bandwidth | Pass |
| 15.247(b) | . Maximum Peak Output Power | Pass |
| 15.247(c) | . 100kHz Bandwidth of Frequency Band Edges | Pass |
| 15.247(d) | . Power Spectral Density | Pass |
| 1.1307 1.1310 2.1091 2.1093 | . RF Exposure Compliance | Pass |

Test engineer: Jerry

2. Test Configuration of Equipment under Test

2.1 Feature of Equipment under Test

- Access point supported
- Roaming supported
- IEEE 802.11a /b/g compliance
- selectable domain supported
- WEP 64 bit and 128 bit security supported
- WPA-PSK supported
- WPA2 supported
- Modulation: Direct Sequence Spread Spectrum BPSK / QPSK / CCK/OFDM
- Wi-Fi Compatible (Pre-Test)
- Auto-sensing Open system/ Share key authentication
- SSID broadcast can enable/disable

2.2 RF Module Specifications

| | |
|-----------------------------------|--|
| Type of Modulation | BPSK,QPSK,CCK-OFDM |
| Number of Channels | USA/Canada: b/g band: 11 a band: 13 European: b/g band: 13 a band: 11 Japan: b/g band: 14 a band: 11 |
| Frequency Band | 2.412~2.484GHZ MKK 4.92~4.98 GHZ 5.04~5.23 GHZ FCC 5.18~5.32 GHZ 5.745~5.825 GHZ ETSI 5.5~5.7 GHZ |
| Carrier Frequency of each channel | b/g band 2.412,2.417,2.422,2.427,2.432,2.437,2.442,2.447,2.452,2.457,2.462,2.467,2.472,2.484(GHZ) a band 4.92,4.94,4.96,4.98,5.04,5.06,5.08,5.17,5.19,5.21,5.23 5.18,5.2,5.22,5.24,5.26,5.28,5.3,5.32, 5.745,5.765,5.785,5.805,5.825 5.5,5.52,5.54,5.56,5.58,5.6,5.62,5.64, 5.66,5.68,5.7 |
| Bandwidth of each channel | 16MHZ/802.11a/g,22MHZ/802.11b |
| Maximum Output Power to Antenna | 18dBm/802.11b, 15dBm/802.11a/g |

2.3 Test Mode and Test Software

The following test mode and test software was performed for conduction and radiation test:

- 802.11 a (CH1: 5180MHz)
- 802.11 a (CH4: 5240MHz)
- 802.11 a (CH5: 5260MHz)
- 802.11 a (CH8: 5320MHz)
- 802.11 a (CH9: 5745MHz)
- 802.11 a (CH11: 5785MHz)
- 802.11 a (CH13: 5825MHz)
- An executive programs, "DUTAPIDLL.EXE" Application under WIN XP.

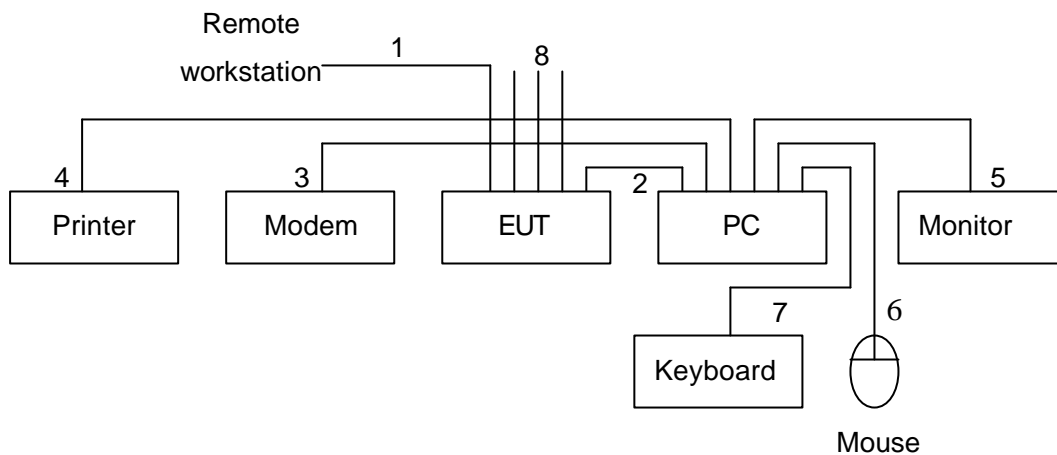
2.4 Description of Test System

| Device | Manufacturer | Model No. | Description |
|---------------------------|--------------|-------------|--|
| PC | IBM | IGV | Power Cable, Unshielding 1.8 m |
| Monitor | SlimAGE | 510A | Power Cable, Adapter Unshielding 1.8 m Data Cable, VGA shielding 1.35 m |
| Keyboard | IBM | KB-0225 | Data Cable, PS2, shielding 1.85 m |
| Mouse | IBM | MO28VO | Data Cable, USB shielding 1.85 m |
| Modem | ACEXX | DM-1414 | Power Cable, Adapter Unshielding 1.8 m Data Cable, RS232 Unshielding 1.35 m |
| Printer | HP | Desk Jet400 | Power Cable, Adapter Unshielding 1.8 m Data Cable, PRINT shielding 1.6 m |
| Notebook (Remote site) | Dell | 510 m | Power Cable, Adapter Unshielding 1.8 m |

Use Cable:

| Cable | Description |
|------------|-------------------|
| RJ-45 | Unshielding, 10m |
| Floating*3 | Unshielding, 0.5m |

2.5 Connection Diagram of Test System



1. The RJ 45 cable is connected from remote workstation to the EUT.
2. The I/O cable is connected from PC to the EUT.
3. The I/O cable is connected from PC to the Modem.
4. The I/O cable is connected from PC to the Printer.
5. The I/O cable is connected from PC to the Monitor.
6. The I/O cable is connected from PC to the Mouse.
7. The I/O cable is connected from PC to the Keyboard.
8. These cables are floating.

2.6 General Information of Test

| | |
|--------------------------------|---|
| Test Site: | Exclusive Certification Corp. 4F-2, No. 28, Lane 78, Xing-Ai Rd. Nei-hu, Taipei City 114 Taiwan R.O.C. |
| Test Site Location (OATS1-SD): | No.68-1, Shihbachongsi, shihding Township, Taipei County 223, Taiwan, R.O.C. |
| Test Voltage: | AC 110V/ 60Hz |
| Test in Compliance with: | ANSI C63.4-2003 FCC Part 15 Subpart C & E |
| Frequency Range Investigated: | AC Power Conducted Emission : from 150kHz to 30 MHz Radiated and conducted Emission: from 30 MHz to 40 GHz |
| Test Distance: | The test distance of radiated emission from antenna to EUT is 3 M. |

2.7 History of this test report

ORIGINAL.

3. Antenna Requirements

3.1 Standard Applicable

For intentional device, according to FCC 47 CFR Section 15.203, an intentional radiator shall be designed to ensure that no antenna other than that furnished by the responsible party shall be used with the device.

And according to FCC 47 CFR Section 15.247 (b), if transmitting antennas of directional gain greater than 6dBi are used, the power shall be reduced by the amount in dB that the directional gain of the antenna exceeds 6dBi.

3.2 Antenna Construction and Directional Gain

Antenna type: Integral, dipole Antenna.

Antenna Gain: 2 dBi

4. Test of Conducted Emission

4.1 Test Limit

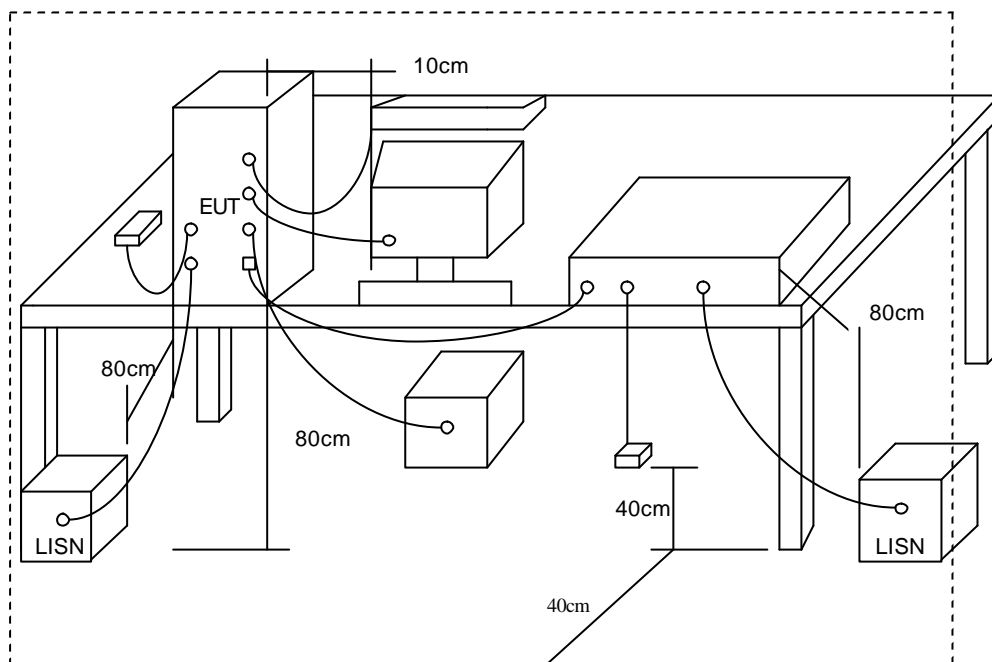
Conducted Emissions were measured from 150 kHz to 30 MHz with a bandwidth of 9 KHz on the 115 VAC power and return leads of the EUT according to the methods defined in ANSI C63.4-1992 Section 3.1. The EUT was placed on a nonmetallic stand in a shielded room 0.8 meters above the ground plane as shown in section 2.2. The interface cables and equipment positioning were varied within limits of reasonable applications to determine the position produced maximum conducted emissions.

| Frequency (MHz) | Quasi Peak (dB μ V) | Average (dB μ V) |
|-----------------|-------------------------|----------------------|
| 0.15 – 0.5 | 66-56* | 56-46* |
| 0.5 – 5.0 | 56 | 46 |
| 5.0 – 30.0 | 60 | 50 |

4.2 Test Procedures

- a. The EUT was placed 0.4 meter from the conducting wall of the shielding room was kept at least 80 centimeters from any other grounded conducting surface.
- b. Connect EUT to the power mains through a line impedance stabilization network (LISN).
- c. All the support units are connecting to the other LISN.
- d. The LISN provides 50 ohm coupling impedance for the measuring instrument.
- e. The FCC states that a 50 ohm, 50 micro-henry LISN should be used.
- f. Both sides of AC line were checked for maximum conducted interference.
- g. The frequency range from 150 kHz to 30 MHz was searched.
- h. Set the test-receiver system to Peak Detect Function and Specified Bandwidth with Maximum Hold Mode.

4.3 Typical Test Setup



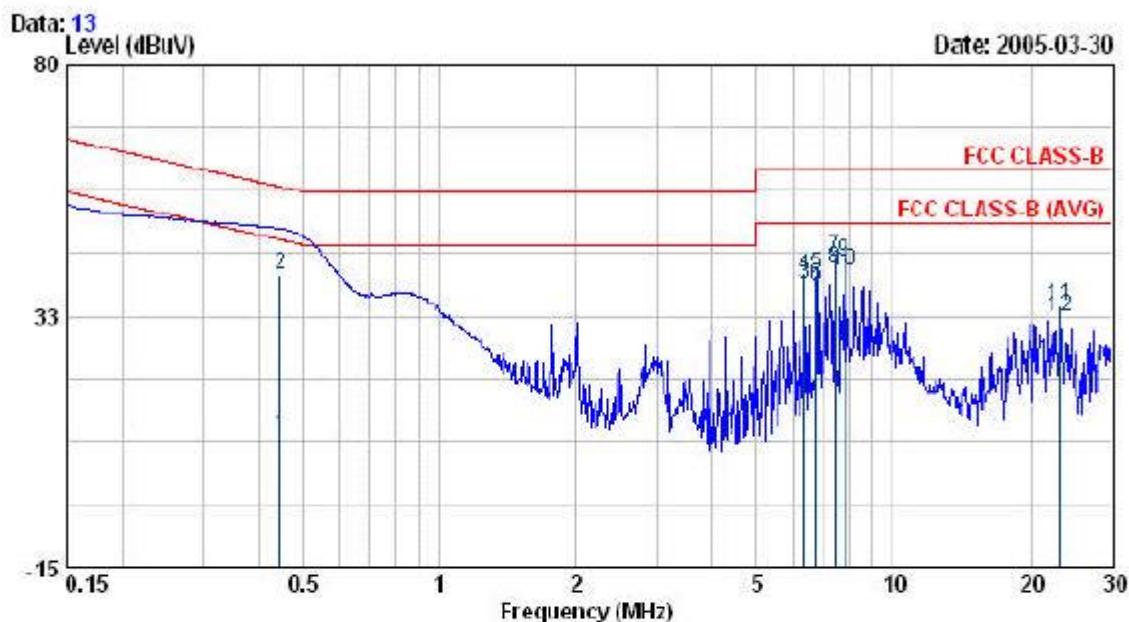
4.4 Measurement equipment

| Instrument/Ancillary | Type | Manufacturer | Valid Date. |
|----------------------|------------|--------------|-------------|
| Receiver | SCR3501 | Schaffner | 2005/11/03 |
| LISN | NNB-2/16Z | ROLF HEINE | 2005/04/26 |
| LISN | ROLF HEINE | NNB-2/16Z | 2006/04/25 |

4.5 Test Result and Data

EUT : IP906SM
 Power : AC 110V
 Test Mode : 802.11a CH 1
 Memo :

Pol/Phase : NEUTRAL
 Temperature : 26 °C
 Humidity : 58 %

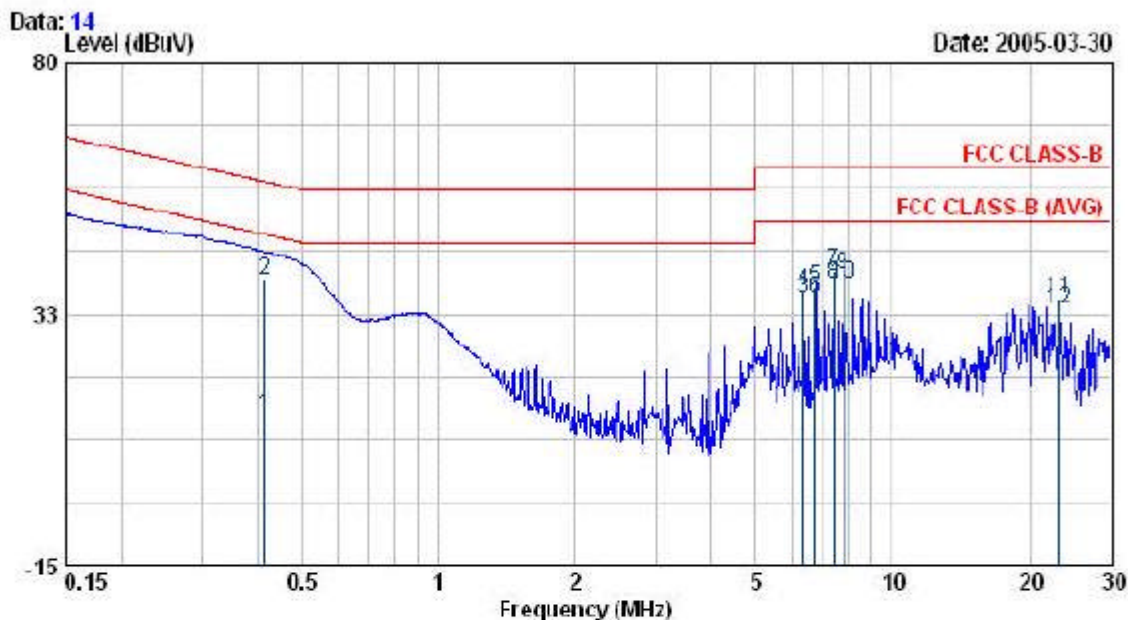


| Freq | Read Level | Factor | Level | Limit | Over Limit | Remark |
|--------|------------|--------|-------|-------|------------|---------|
| MHz | dBuV | dB | dBuV | dBuV | dBuV | |
| 0.444 | 9.37 | 0.49 | 9.86 | 46.98 | -37.12 | AVERAGE |
| 0.444 | 39.84 | 0.49 | 40.33 | 56.98 | -16.65 | QP |
| 6.382 | 38.15 | 0.50 | 38.65 | 50.00 | -11.35 | AVERAGE |
| 6.382 | 39.45 | 0.50 | 39.96 | 60.00 | -20.04 | QP |
| 6.738 | 39.73 | 0.50 | 40.23 | 60.00 | -19.77 | QP |
| 6.738 | 37.75 | 0.50 | 38.26 | 50.00 | -11.74 | AVERAGE |
| 7.445 | 43.04 | 0.50 | 43.54 | 60.00 | -16.46 | QP |
| 7.445 | 40.92 | 0.50 | 41.42 | 50.00 | -8.58 | AVERAGE |
| 7.800 | 42.33 | 0.50 | 42.83 | 60.00 | -17.17 | QP |
| 7.800 | 40.45 | 0.50 | 40.96 | 50.00 | -9.04 | AVERAGE |
| 23.129 | 33.64 | 0.77 | 34.41 | 60.00 | -25.59 | QP |
| 23.129 | 31.70 | 0.77 | 32.47 | 50.00 | -17.53 | AVERAGE |

Remarks: 1. Level = Read Level + Factor
 2. Factor = LISN(ISN) Factor + Cable Loss

EUT : IP906SM
 Power : AC 110V
 Test Mode : 602.11a CH 1
 Memo :

Pol/Phase : LINE
 Temperature : 26 °C
 Humidity : 58 %

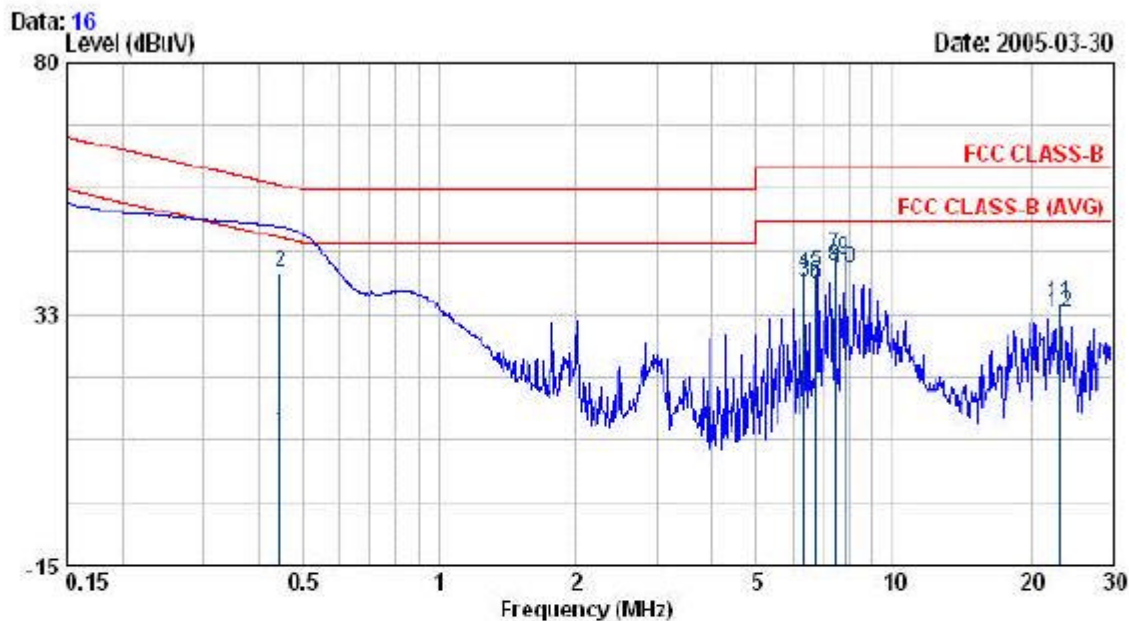


| Freq | Read Level | Factor | Level | Limit | Over Limit | Remark |
|--------|------------|--------|-------|-------|------------|---------|
| MHz | dBuV | dB | dBuV | dBuV | dBuV | |
| 0.413 | 12.53 | 0.50 | 13.08 | 47.59 | -34.52 | AVERAGE |
| 0.413 | 38.53 | 0.50 | 39.03 | 57.59 | -18.57 | QP |
| 6.381 | 35.08 | 0.45 | 35.51 | 50.00 | -14.49 | AVERAGE |
| 6.381 | 36.39 | 0.45 | 36.84 | 60.00 | -23.16 | QP |
| 6.736 | 37.19 | 0.44 | 37.63 | 60.00 | -22.37 | QP |
| 6.736 | 34.96 | 0.44 | 35.40 | 50.00 | -14.60 | AVERAGE |
| 7.445 | 40.15 | 0.43 | 40.58 | 60.00 | -19.42 | QP |
| 7.445 | 37.96 | 0.43 | 38.39 | 50.00 | -11.61 | AVERAGE |
| 7.799 | 39.55 | 0.43 | 39.98 | 60.00 | -20.02 | QP |
| 7.799 | 37.66 | 0.43 | 38.09 | 50.00 | -11.91 | AVERAGE |
| 23.129 | 34.46 | 0.96 | 35.42 | 60.00 | -24.58 | QP |
| 23.129 | 32.50 | 0.96 | 33.46 | 50.00 | -16.54 | AVERAGE |

Remarks: 1. Level = Read Level + Factor
 2. Factor = LISN (ISN) Factor + Cable Loss

EUT : IP906SM
 Power : AC 110V
 Test Mode : 802.11a CH 4
 Memo :

Pol/Phase : NEUTRAL
 Temperature : 26 °C
 Humidity : 58 %

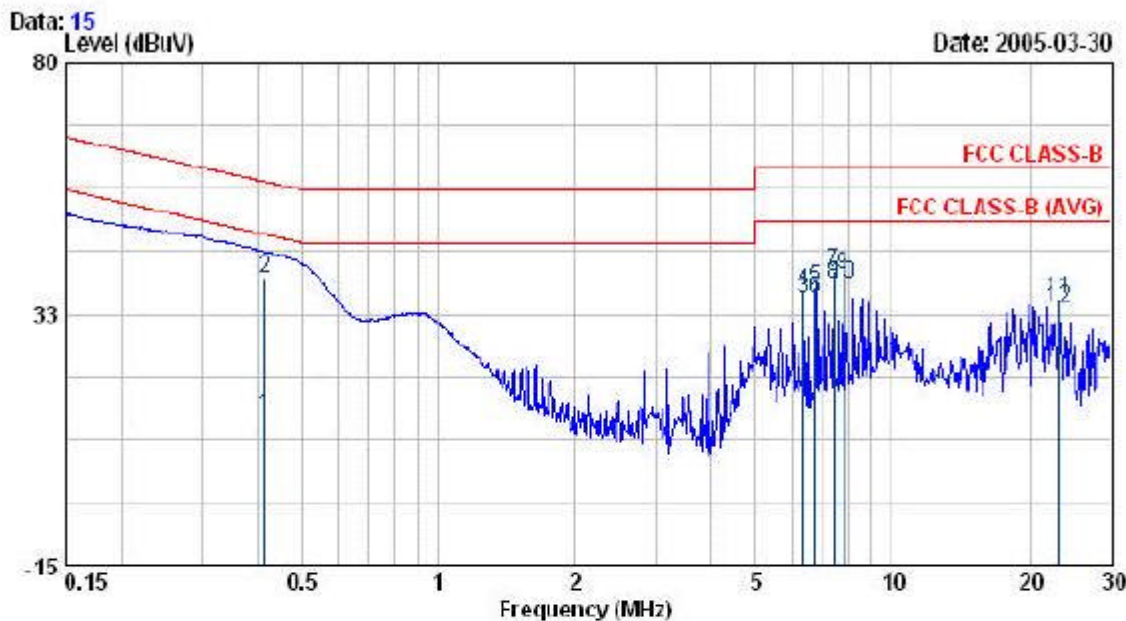


| Freq | Read Level | Factor | Level | Limit | Over Limit | Remark |
|--------|------------|--------|-------|-------|------------|---------|
| MHz | dBuV | dB | dBuV | dBuV | dBuV | |
| 0.444 | 9.51 | 0.49 | 10.00 | 46.98 | -36.98 | AVERAGE |
| 0.444 | 39.95 | 0.49 | 40.44 | 56.98 | -16.54 | QP |
| 6.382 | 38.25 | 0.50 | 38.76 | 50.00 | -11.24 | AVERAGE |
| 6.382 | 39.51 | 0.50 | 40.01 | 60.00 | -19.99 | QP |
| 6.738 | 39.65 | 0.50 | 40.35 | 60.00 | -19.65 | QP |
| 6.738 | 37.62 | 0.50 | 38.32 | 50.00 | -11.68 | AVERAGE |
| 7.445 | 43.13 | 0.50 | 43.63 | 60.00 | -16.37 | QP |
| 7.445 | 40.95 | 0.50 | 41.46 | 50.00 | -8.54 | AVERAGE |
| 7.800 | 42.41 | 0.50 | 42.91 | 60.00 | -17.09 | QP |
| 7.800 | 40.57 | 0.50 | 41.07 | 50.00 | -8.93 | AVERAGE |
| 23.129 | 33.71 | 0.77 | 34.48 | 60.00 | -25.52 | QP |
| 23.129 | 31.82 | 0.77 | 32.59 | 50.00 | -17.41 | AVERAGE |

Remarks: 1. Level = Read Level + Factor
 2. Factor = LISN(ISN) Factor + Cable Loss

EUT : IP906SM
 Power : AC 110V
 Test Mode : 802.11a CH 4
 Memo :

Pol/Phase : LINE
 Temperature : 26 °C
 Humidity : 58 %

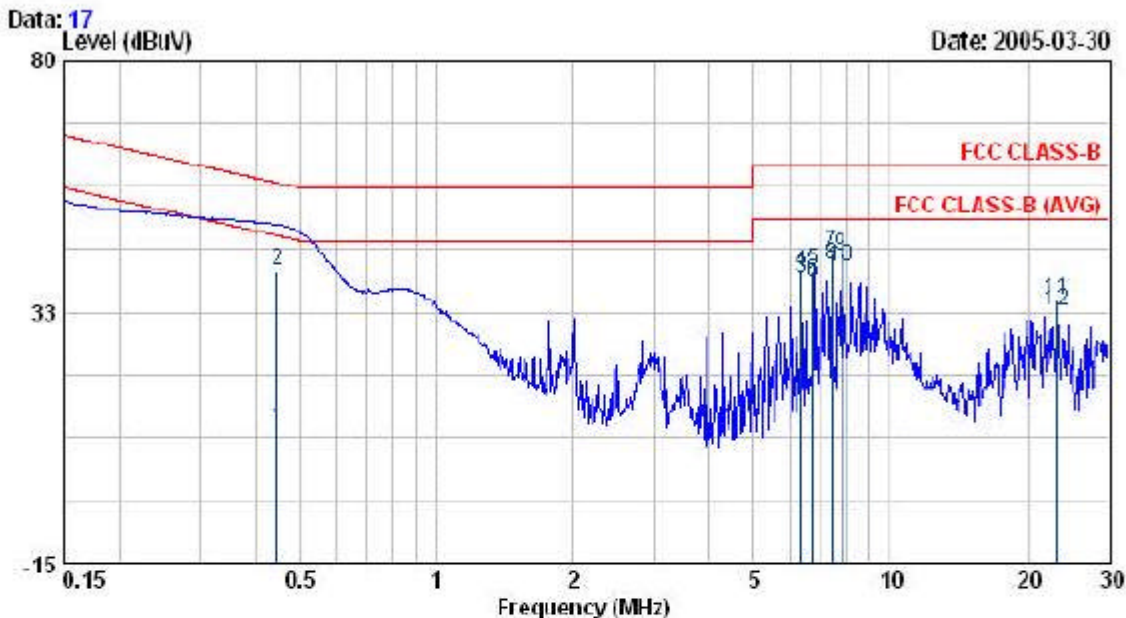


| Freq | Read Level | Factor | Level | Limit | Over Limit | Remark |
|--------|------------|--------|-------|-------|------------|---------|
| MHz | dBuV | dB | dBuV | dBuV | dBuV | |
| 0.413 | 12.65 | 0.50 | 13.15 | 47.59 | -34.45 | AVERAGE |
| 0.413 | 38.65 | 0.50 | 39.15 | 57.59 | -18.45 | QP |
| 6.381 | 35.16 | 0.45 | 35.61 | 50.00 | -14.39 | AVERAGE |
| 6.381 | 36.45 | 0.45 | 36.90 | 60.00 | -23.10 | QP |
| 6.736 | 37.25 | 0.44 | 37.70 | 60.00 | -22.30 | QP |
| 6.736 | 34.85 | 0.44 | 35.29 | 50.00 | -14.71 | AVERAGE |
| 7.445 | 40.25 | 0.43 | 40.69 | 60.00 | -19.31 | QP |
| 7.445 | 37.84 | 0.43 | 38.27 | 50.00 | -11.73 | AVERAGE |
| 7.799 | 39.61 | 0.43 | 40.04 | 60.00 | -19.96 | QP |
| 7.799 | 37.71 | 0.43 | 38.14 | 50.00 | -11.86 | AVERAGE |
| 23.129 | 34.52 | 0.96 | 35.48 | 60.00 | -24.52 | QP |
| 23.129 | 32.64 | 0.96 | 33.60 | 50.00 | -16.40 | AVERAGE |

Remarks: 1. Level = Read Level + Factor
 2. Factor = LISN(ISN) Factor + Cable Loss

EUT : IP906SM
 Power : AC 110V
 Test Mode : 802.11a CH 5
 Memo :

Pol/Phase : NEUTRAL
 Temperature : 26 °C
 Humidity : 58 %

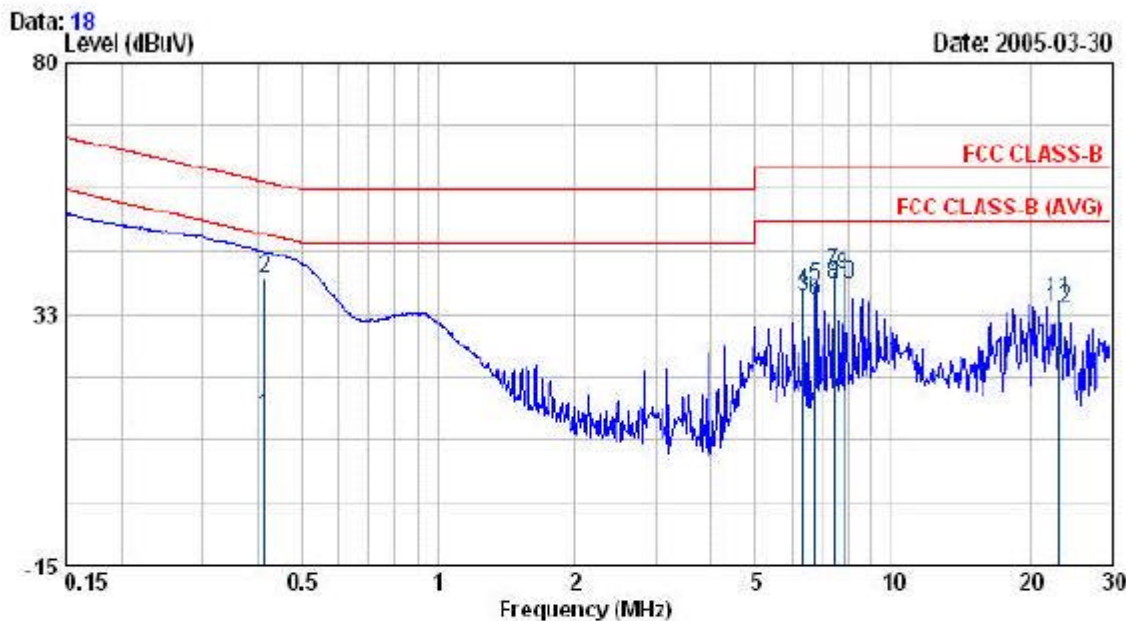


| Freq | Read Level | Factor | Level | Limit | Over Limit | Remark |
|--------|------------|--------|-------|-------|------------|---------|
| MHz | dBuV | dB | dBuV | dBuV | dBuV | |
| 0.444 | 9.81 | 0.49 | 10.30 | 46.98 | -36.68 | AVERAGE |
| 0.444 | 39.81 | 0.49 | 40.30 | 56.98 | -16.68 | QP |
| 6.382 | 38.34 | 0.50 | 38.84 | 50.00 | -11.16 | AVERAGE |
| 6.382 | 39.65 | 0.50 | 40.15 | 60.00 | -19.85 | QP |
| 6.738 | 39.84 | 0.50 | 40.34 | 60.00 | -19.66 | QP |
| 6.738 | 37.85 | 0.50 | 38.35 | 50.00 | -11.65 | AVERAGE |
| 7.445 | 43.25 | 0.50 | 43.76 | 60.00 | -16.24 | QP |
| 7.445 | 40.91 | 0.50 | 41.41 | 50.00 | -8.59 | AVERAGE |
| 7.800 | 42.53 | 0.50 | 43.03 | 60.00 | -16.97 | QP |
| 7.800 | 40.61 | 0.50 | 41.11 | 50.00 | -8.89 | AVERAGE |
| 23.129 | 33.83 | 0.77 | 34.60 | 60.00 | -25.40 | QP |
| 23.129 | 31.85 | 0.77 | 32.62 | 50.00 | -17.38 | AVERAGE |

Remarks: 1. Level = Read Level + Factor
 2. Factor = LISN(ISN) Factor + Cable Loss

EUT : IP906SM
 Power : AC 110V
 Test Mode : 802.11a CH 5
 Memo :

Pol/Phase : LINE
 Temperature : 26 °C
 Humidity : 58 %



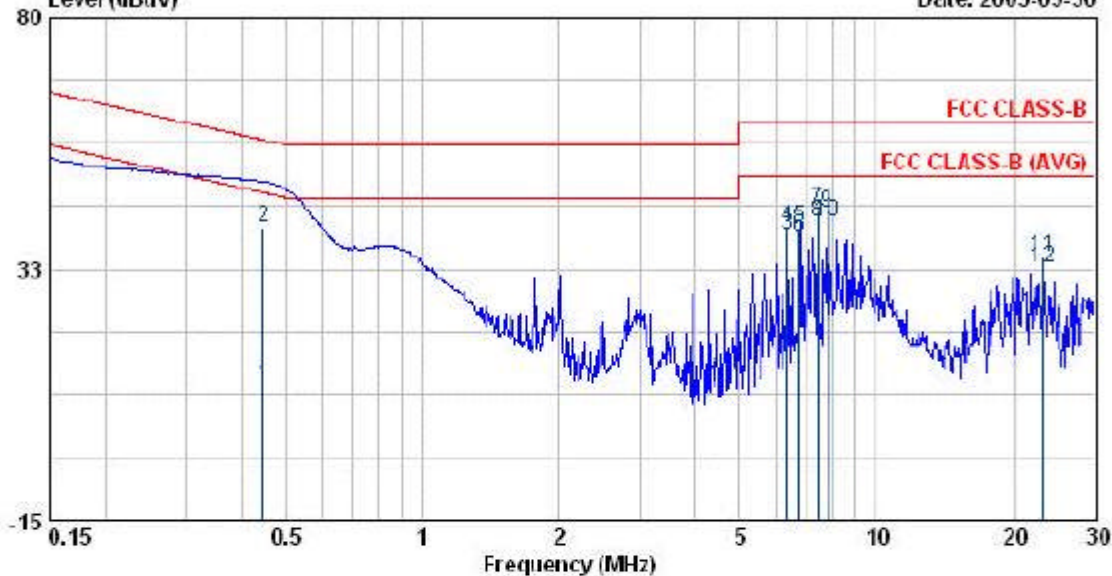
| Freq | Read Level | Factor | Level | Limit | Over Limit | Remark |
|--------|------------|--------|-------|-------|------------|---------|
| NHz | dBuV | dB | dBuV | dBuV | dBuV | |
| 0.413 | 12.74 | 0.50 | 13.24 | 47.59 | -34.36 | AVERAGE |
| 0.413 | 38.72 | 0.50 | 39.22 | 57.59 | -18.38 | QP |
| 6.381 | 35.24 | 0.45 | 35.69 | 50.00 | -14.31 | AVERAGE |
| 6.381 | 36.51 | 0.45 | 36.96 | 50.00 | -23.04 | QP |
| 6.736 | 37.35 | 0.44 | 37.79 | 50.00 | -22.21 | QP |
| 6.736 | 34.81 | 0.44 | 35.25 | 50.00 | -14.75 | AVERAGE |
| 7.445 | 40.34 | 0.43 | 40.77 | 50.00 | -19.23 | QP |
| 7.445 | 37.91 | 0.43 | 38.34 | 50.00 | -11.66 | AVERAGE |
| 7.799 | 39.65 | 0.43 | 40.08 | 50.00 | -19.92 | QP |
| 7.799 | 37.73 | 0.43 | 38.22 | 50.00 | -11.78 | AVERAGE |
| 23.129 | 34.53 | 0.96 | 35.55 | 50.00 | -24.45 | QP |
| 23.129 | 32.71 | 0.96 | 33.67 | 50.00 | -16.33 | AVERAGE |

Remarks: 1. Level = Read Level + Factor
 2. Factor = LISN(ISN) Factor + Cable Loss

EUT : IP906 SM
 Power : AC 110V
 Test Mode : 802.11a CH 8
 Memo :

Pol/Phase : NEUTRAL
 Temperature : 26 °C
 Humidity : 58 %

Data: 20 Level (dBuV) Date: 2005-03-30

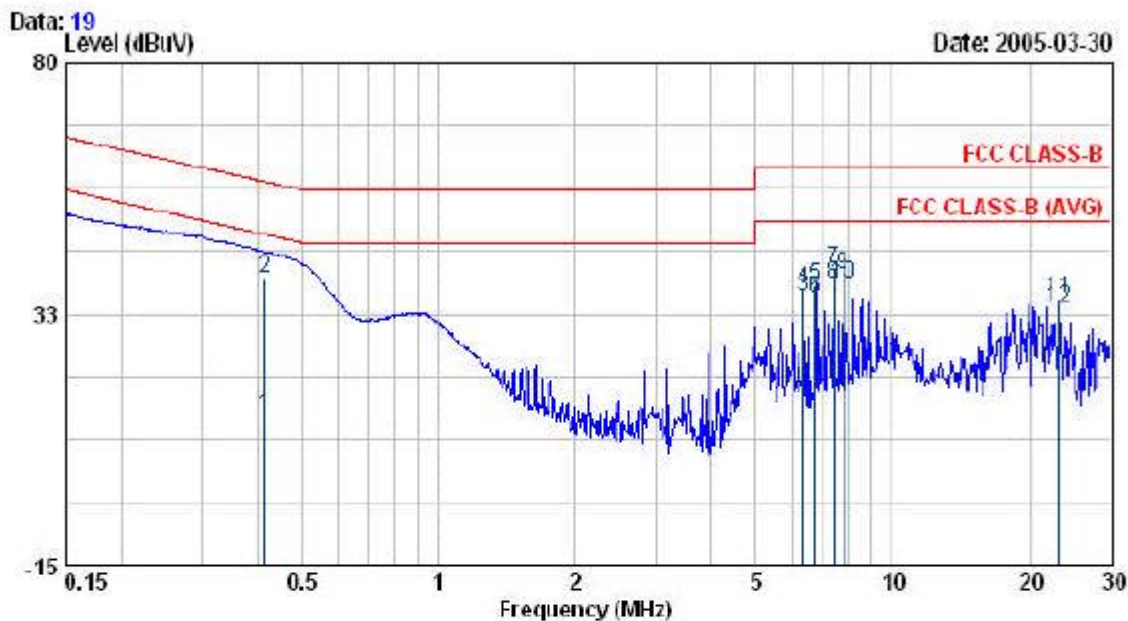


| Freq | Read Level | Factor | Level | Limit | Over Limit | Remark |
|--------|------------|--------|-------|-------|------------|---------|
| MHz | dBuV | dB | dBuV | dBuV | dBuV | |
| 0.444 | 9.96 | 0.49 | 10.45 | 46.98 | -36.53 | AVERAGE |
| 0.444 | 39.94 | 0.49 | 40.43 | 56.98 | -16.55 | QP |
| 6.382 | 38.46 | 0.50 | 38.96 | 50.00 | -11.04 | AVERAGE |
| 6.382 | 39.71 | 0.50 | 40.21 | 60.00 | -19.79 | QP |
| 6.738 | 39.81 | 0.50 | 40.31 | 60.00 | -19.69 | QP |
| 6.738 | 37.95 | 0.50 | 38.45 | 50.00 | -11.55 | AVERAGE |
| 7.445 | 43.36 | 0.50 | 43.86 | 60.00 | -16.14 | QP |
| 7.445 | 40.98 | 0.50 | 41.48 | 50.00 | -8.52 | AVERAGE |
| 7.800 | 42.61 | 0.50 | 43.11 | 60.00 | -16.89 | QP |
| 7.800 | 40.71 | 0.50 | 41.21 | 50.00 | -8.79 | AVERAGE |
| 23.129 | 33.93 | 0.77 | 34.70 | 60.00 | -25.30 | QP |
| 23.129 | 31.86 | 0.77 | 32.63 | 50.00 | -17.37 | AVERAGE |

Remarks: 1. Level = Read Level + Factor
 2. Factor = LISN(ISN) Factor + Cable Loss

EUT : IP906SM
 Power : AC 110V
 Test Mode : 802.11a CH 8
 Memo :

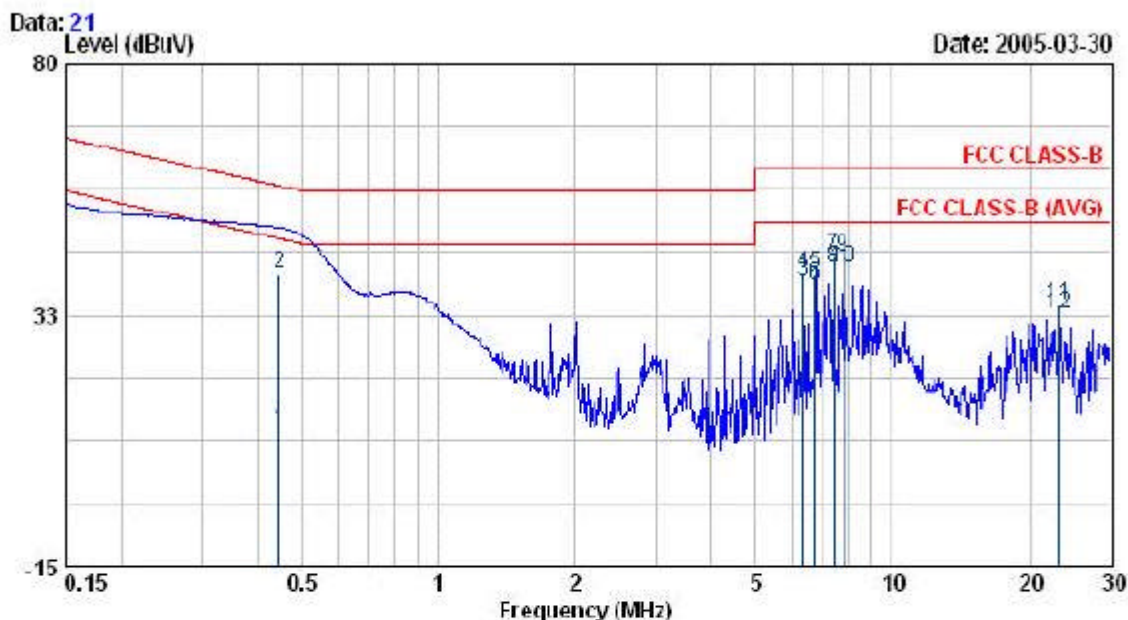
Pol/Phase : LINE
 Temperature : 26 °C
 Humidity : 58 %



Remarks: 1. Level = Read Level + Factor
 2. Factor = LISN(ISN) Factor + Cable Loss

EUT : IP906SM
 Power : AC 110V
 Test Mode : 602.11a CH 9
 Memo :

Pol/Phase : NEUTRAL
 Temperature : 26 °C
 Humidity : 58 %

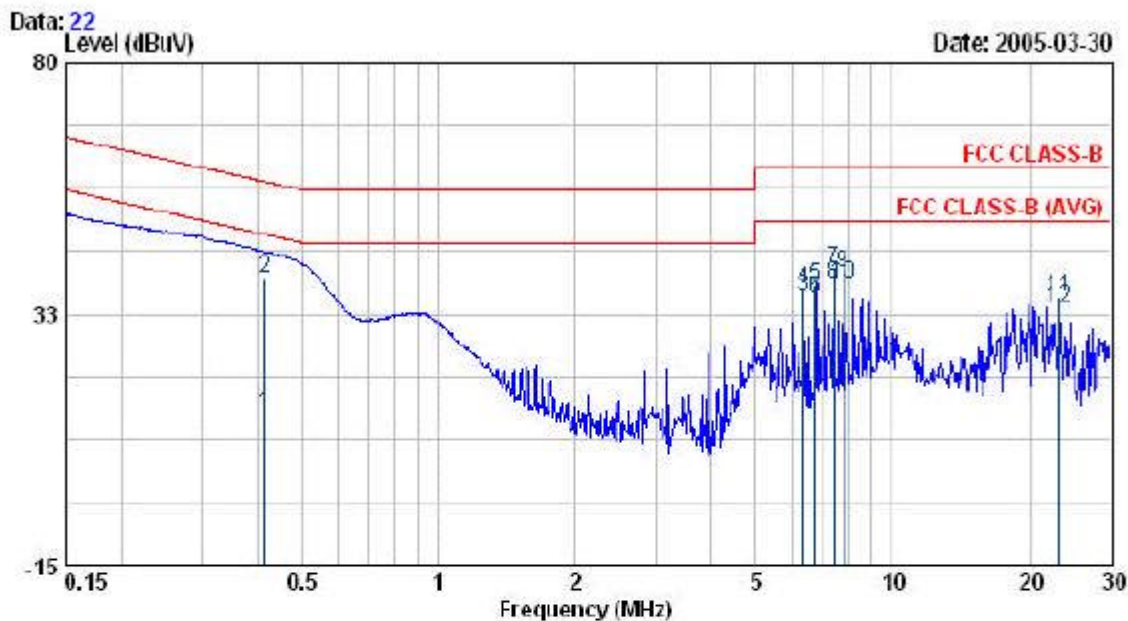


| Freq MHz | Read Level dBuV | Factor dB | Level dBuV | Limit dBuV | Over Limit dBuV | Remark |
|-------------|-----------------------|--------------|---------------|---------------|-----------------------|---------|
| 0.444 | 10.12 | 0.49 | 10.61 | 46.98 | -36.37 | AVERAGE |
| 0.444 | 39.92 | 0.49 | 40.41 | 56.98 | -16.57 | QP |
| 6.382 | 38.55 | 0.50 | 39.06 | 50.00 | -10.94 | AVERAGE |
| 6.382 | 39.81 | 0.50 | 40.31 | 60.00 | -19.69 | QP |
| 6.738 | 39.85 | 0.50 | 40.36 | 60.00 | -19.64 | QP |
| 6.738 | 37.91 | 0.50 | 38.41 | 50.00 | -11.59 | AVERAGE |
| 7.445 | 43.41 | 0.50 | 43.91 | 60.00 | -16.09 | QP |
| 7.445 | 40.81 | 0.50 | 41.31 | 50.00 | -8.69 | AVERAGE |
| 7.800 | 42.81 | 0.50 | 43.31 | 60.00 | -16.69 | QP |
| 7.800 | 40.85 | 0.50 | 41.36 | 50.00 | -8.64 | AVERAGE |
| 23.129 | 33.81 | 0.77 | 34.58 | 60.00 | -25.42 | QP |
| 23.129 | 31.96 | 0.77 | 32.73 | 50.00 | -17.27 | AVERAGE |

Remarks: 1. Level = Read Level + Factor
 2. Factor = LISN (ISN) Factor + Cable Loss

EUT : IP906SM
 Power : AC 110V
 Test Mode : 802.11a CH 9
 Memo :

Pol/Phase : LINE
 Temperature : 26 °C
 Humidity : 58 %

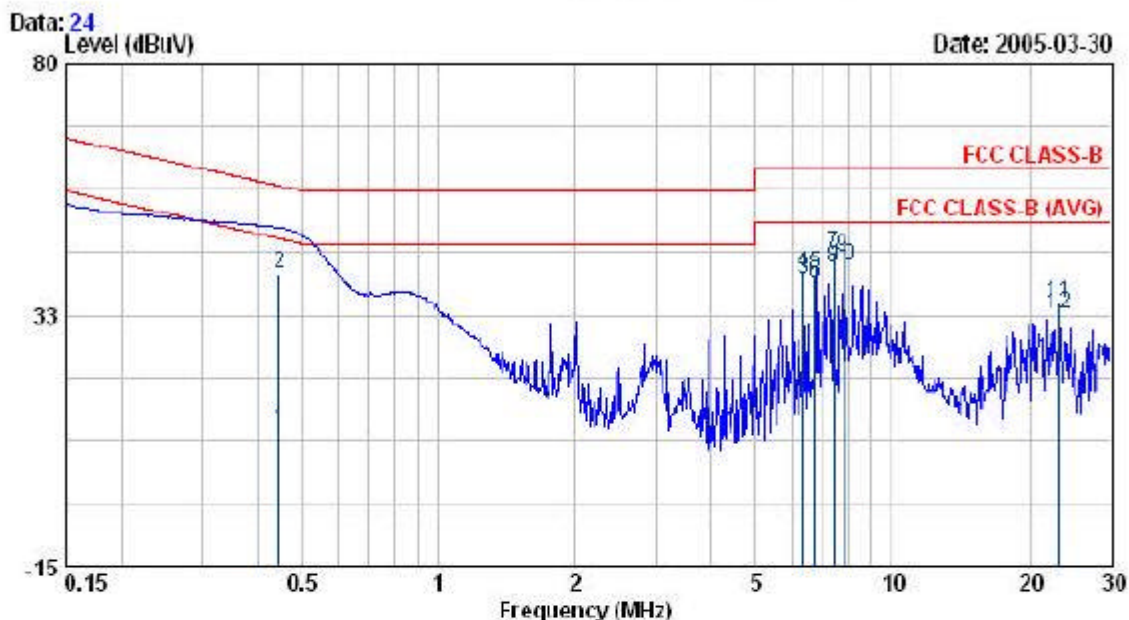


| Freq MHz | Read Level dBuV | Factor dB | Level dBuV | Limit dBuV | Over Limit dBuV | Remark |
|-------------|-----------------------|--------------|---------------|---------------|-----------------------|---------|
| 0.413 | 12.93 | 0.50 | 13.43 | 47.59 | -34.17 | AVERAGE |
| 0.413 | 38.93 | 0.50 | 39.43 | 57.59 | -18.17 | QP |
| 6.381 | 35.46 | 0.45 | 35.91 | 50.00 | -14.09 | AVERAGE |
| 6.381 | 36.75 | 0.45 | 37.20 | 60.00 | -22.80 | QP |
| 6.736 | 37.51 | 0.44 | 37.95 | 60.00 | -22.05 | QP |
| 6.736 | 34.93 | 0.44 | 35.37 | 50.00 | -14.63 | AVERAGE |
| 7.445 | 40.52 | 0.43 | 40.95 | 60.00 | -19.05 | QP |
| 7.445 | 37.83 | 0.43 | 38.26 | 50.00 | -11.74 | AVERAGE |
| 7.799 | 39.86 | 0.43 | 40.29 | 60.00 | -19.71 | QP |
| 7.799 | 37.95 | 0.43 | 38.39 | 50.00 | -11.61 | AVERAGE |
| 23.129 | 34.72 | 0.96 | 35.68 | 60.00 | -24.32 | QP |
| 23.129 | 32.81 | 0.96 | 33.77 | 50.00 | -16.23 | AVERAGE |

Remarks: 1. Level = Read Level + Factor
 2. Factor = LISN(ISN) Factor + Cable Loss

EUT : IP906SM
 Power : AC 110V
 Test Mode : 602.11a CH 11
 Memo :

Pol/Phase : NEUTRAL
 Temperature : 26 °C
 Humidity : 58 %



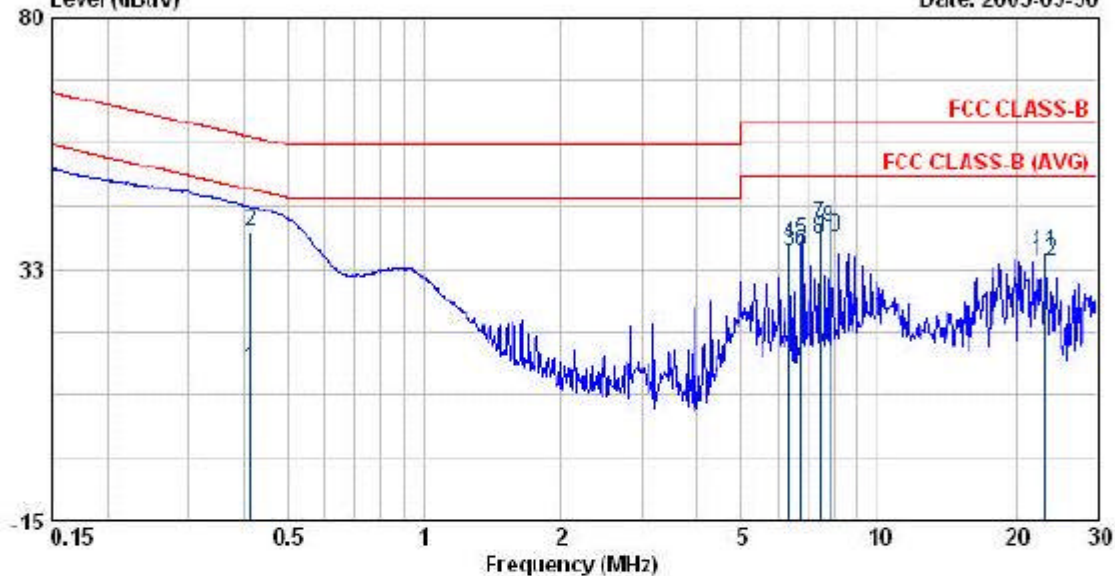
| Freq | Read Level | Factor | Level | Limit | Over Limit | Remark |
|--------|------------|--------|-------|-------|------------|---------|
| MHz | dBuV | dB | dBuV | dBuV | dBuV | |
| 0.444 | 10.13 | 0.49 | 10.62 | 46.98 | -36.36 | AVERAGE |
| 0.444 | 39.98 | 0.49 | 40.47 | 56.98 | -16.51 | QP |
| 6.382 | 38.65 | 0.50 | 39.15 | 50.00 | -10.85 | AVERAGE |
| 6.382 | 39.91 | 0.50 | 40.41 | 60.00 | -19.59 | QP |
| 6.738 | 39.96 | 0.50 | 40.46 | 60.00 | -19.54 | QP |
| 6.738 | 37.98 | 0.50 | 38.48 | 50.00 | -11.52 | AVERAGE |
| 7.445 | 43.52 | 0.50 | 44.02 | 60.00 | -15.98 | QP |
| 7.445 | 40.91 | 0.50 | 41.41 | 50.00 | -8.59 | AVERAGE |
| 7.800 | 42.98 | 0.50 | 43.48 | 60.00 | -16.52 | QP |
| 7.800 | 41.12 | 0.50 | 41.62 | 50.00 | -8.38 | AVERAGE |
| 23.129 | 33.89 | 0.77 | 34.66 | 60.00 | -25.34 | QP |
| 23.129 | 32.01 | 0.77 | 32.78 | 50.00 | -17.22 | AVERAGE |

Remarks: 1. Level = Read Level + Factor
 2. Factor = LISN(ISN) Factor + Cable Loss

EUT : IP906SM
 Power : AC 110V
 Test Mode : 802.11a CH 11
 Memo :

Pol/Phase : LINE
 Temperature : 26 °C
 Humidity : 58 %

Data: 23 Level (dBuV) Date: 2005-03-30

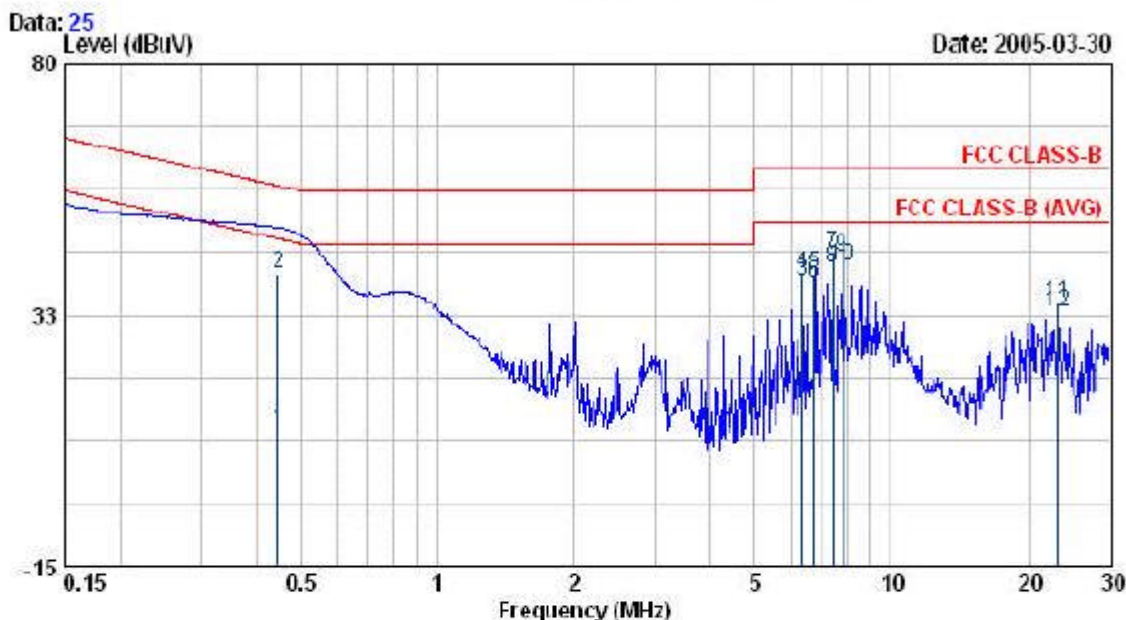


| Freq MHz | Read Level dBuV | Factor dB | Level dBuV | Limit dBuV | Over Limit dBuV | Remark |
|-------------|-----------------------|--------------|---------------|---------------|-----------------------|---------|
| 0.413 | 13.21 | 0.50 | 13.71 | 47.59 | -33.89 | AVERAGE |
| 0.413 | 39.12 | 0.50 | 39.62 | 57.59 | -17.98 | QP |
| 6.381 | 35.51 | 0.45 | 35.96 | 60.00 | -14.04 | AVERAGE |
| 6.381 | 36.81 | 0.45 | 37.26 | 60.00 | -22.74 | QP |
| 6.736 | 37.61 | 0.44 | 38.05 | 60.00 | -21.95 | QP |
| 6.736 | 35.21 | 0.44 | 35.65 | 50.00 | -14.35 | AVERAGE |
| 7.445 | 40.62 | 0.43 | 41.05 | 60.00 | -18.95 | QP |
| 7.445 | 37.93 | 0.43 | 38.36 | 50.00 | -11.64 | AVERAGE |
| 7.799 | 39.91 | 0.43 | 40.34 | 60.00 | -19.66 | QP |
| 7.799 | 38.01 | 0.43 | 38.44 | 50.00 | -11.56 | AVERAGE |
| 23.129 | 34.81 | 0.96 | 35.77 | 60.00 | -24.23 | QP |
| 23.129 | 32.96 | 0.96 | 33.92 | 50.00 | -16.08 | AVERAGE |

Remarks: 1. Level = Read Level + Factor
 2. Factor = LISN(ISN) Factor + Cable Loss

EUT : IP906SM
 Power : AC 110V
 Test Mode : 602.11a CH 13
 Memo :

Pol/Phase : NEUTRAL
 Temperature : 26 °C
 Humidity : 58 %

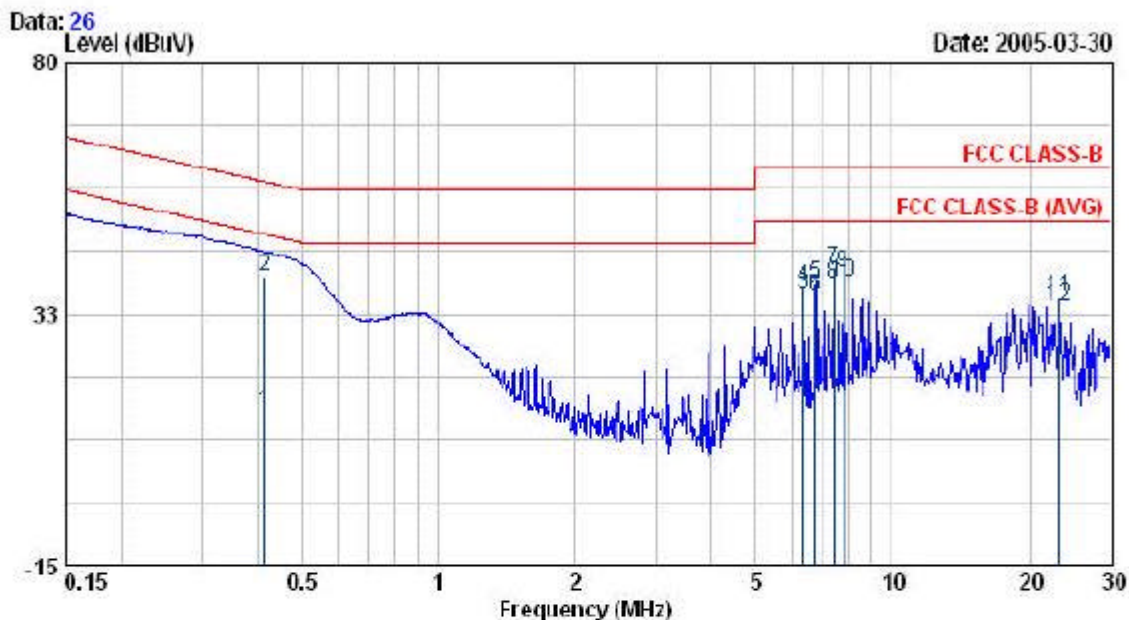


| Freq MHz | Read Level dBuV | Factor dB | Level dBuV | Limit dBuV | Over Limit dBuV | Remark |
|-------------|-----------------------|--------------|---------------|---------------|-----------------------|---------|
| 0.444 | 10.15 | 0.49 | 10.64 | 46.98 | -36.34 | AVERAGE |
| 0.444 | 40.01 | 0.49 | 40.50 | 56.98 | -16.48 | QP |
| 6.382 | 38.51 | 0.50 | 39.01 | 50.00 | -10.99 | AVERAGE |
| 6.382 | 39.85 | 0.50 | 40.35 | 60.00 | -19.65 | QP |
| 6.738 | 39.91 | 0.50 | 40.41 | 60.00 | -19.59 | QP |
| 6.738 | 38.01 | 0.50 | 38.51 | 50.00 | -11.49 | AVERAGE |
| 7.445 | 43.61 | 0.50 | 44.11 | 60.00 | -15.89 | QP |
| 7.445 | 40.96 | 0.50 | 41.46 | 50.00 | -8.54 | AVERAGE |
| 7.800 | 43.02 | 0.50 | 43.52 | 60.00 | -16.48 | QP |
| 7.800 | 41.21 | 0.50 | 41.71 | 50.00 | -8.29 | AVERAGE |
| 23.129 | 33.95 | 0.77 | 34.72 | 60.00 | -25.28 | QP |
| 23.129 | 32.13 | 0.77 | 32.90 | 50.00 | -17.10 | AVERAGE |

Remarks: 1. Level = Read Level + Factor
 2. Factor = LISN(ISN) Factor + Cable Loss

EUT : IP906SM
 Power : AC 110V
 Test Mode : 002.11a CH 13
 Memo :

Pol/Phase : LINE
 Temperature : 26 °C
 Humidity : 58 %



| Freq | Read Level | Factor | Level | Limit | Over Limit | Remark |
|--------|------------|--------|-------|-------|------------|---------|
| MHz | dBuV | dB | dBuV | dBuV | dBuV | |
| 0.413 | 13.31 | 0.50 | 13.81 | 47.59 | -33.79 | AVERAGE |
| 0.413 | 39.21 | 0.50 | 39.71 | 57.59 | -17.89 | QP |
| 6.381 | 35.63 | 0.45 | 36.08 | 50.00 | -13.92 | AVERAGE |
| 6.381 | 36.98 | 0.45 | 37.43 | 60.00 | -22.57 | QP |
| 6.736 | 37.75 | 0.44 | 38.19 | 60.00 | -21.81 | QP |
| 6.736 | 35.31 | 0.44 | 35.75 | 50.00 | -14.25 | AVERAGE |
| 7.445 | 40.75 | 0.43 | 41.18 | 60.00 | -18.82 | QP |
| 7.445 | 37.98 | 0.43 | 38.41 | 50.00 | -11.59 | AVERAGE |
| 7.799 | 39.95 | 0.43 | 40.38 | 60.00 | -19.62 | QP |
| 7.799 | 38.21 | 0.43 | 38.64 | 50.00 | -11.36 | AVERAGE |
| 23.129 | 34.89 | 0.96 | 35.85 | 60.00 | -24.15 | QP |
| 23.129 | 32.98 | 0.96 | 33.94 | 50.00 | -16.06 | AVERAGE |

Remarks: 1. Level = Read Level + Factor
 2. Factor = LISN(ISN) Factor + Cable Loss

Test engineer: Caro

4.5.1. Test Photographs

Front View



Rear View

